



OFFICE OF CHEMICAL SAFETY AND POLLUTION PREVENTION

WASHINGTON, D.C. 20460

October 30, 2024

SENT BY EMAIL

Annette Marine
annette@wagnerreg.com
GENERIC CROP SCIENCE, LCC

Subject: Labeling Notification per Pesticide Registration Notice (PRN) 98-10 - Add ABN and optional marketing language and correct company address.
Product Name: WILLOWOOD FOMESAFEN 1.88 EC
Admin Number: 87290-20
EPA Receipt Date: 10/25/2022
Action Case Number: 00480242

Dear Annette Marine:

The U.S. Environmental Protection Agency is in receipt of your application for notification under Pesticide Registration Notice 98-10 for the above referenced product. The EPA has conducted a review of this request for its applicability under PRN 98-10 and finds that the action requested falls within the scope of PRN 98-10.

The labeling submitted with this application has been stamped "Notification" and will be placed in our records.

The alternate brand name: Farmers First Fomesafen 1.88SL has been added to the registration. Our records have been updated accordingly.

Should you wish to add/retain a reference to your company's website on your label, then please be aware that the website becomes labeling under the Federal Insecticide, Fungicide, and Rodenticide Act and is subject to review by the EPA. If the website is false or misleading, the product will be considered to be misbranded and sale or distribution of the product is unlawful under FIFRA section 12(a)(1)(E). 40 CFR § 156.10(a)(5) lists examples of statements the EPA may consider false or misleading. In addition, regardless of whether a website is referenced on your product's label, claims made on the website may not substantially differ from those claims approved through the registration process. Therefore, should the EPA find or if it is brought to our attention that a website contains statements or claims substantially differing from statements or claims made in connection with obtaining a FIFRA section 3 registration, the website will be referred to the EPA's Office of Enforcement and Compliance Assurance.

If you have questions, please contact Bewanda Alexander via email at alexander.bewanda@epa.gov.

Sincerely,

Kable Bo Davis

Kable Bo Davis, Senior Advisor
FHB, RD
Office of Pesticide Programs

FOMESAFEN	GROUP	14	HERBICIDE
-----------	-------	----	-----------

WILLOWOOD FOMESAFEN 1.88EC

ABN: WILLOWOOD FOMESAFEN 1.88SL
ABN: Farmers First™ Fomesafen 1.88 SL

Controls Weeds in Cotton, Dry Beans, Potatoes, Snap Beans, and Soybeans

Active Ingredient:
Sodium salt of Fomesafen 5-[2-chloro-4-(trifluoromethyl)phenoxy]-N-(methylsulfonyl)-2-nitrobenzamide 22.1%*
Other Ingredients: 77.9%
Total: 100.0%
**Equivalent to 21.0% fomesafen or 1.88 lbs. fomesafen active ingredient per gal.*
[Contains [fomesafen], the active ingredient used in [Flexstar®].]

KEEP OUT OF REACH OF CHILDREN
WARNING/AVISO

Si usted no entiende la etiqueta, busque a alguien para que se la explique a usted en detalle.
(If you do not understand the label, find someone to explain it to you in detail.)

FIRST AID	
IF ON SKIN OR CLOTHING:	<ul style="list-style-type: none">Take off contaminated clothing.Rinse skin immediately with plenty of water for 15-20 minutes.Call a poison control center or doctor for treatment advice.
IF IN EYES:	<ul style="list-style-type: none">Hold eye open and rinse slowly and gently with water for 15-20 minutes.Remove contact lenses, if present, after the first 5 minutes, then continue rinsing eye.Call a poison control center or doctor for treatment advice.
IF SWALLOWED:	<ul style="list-style-type: none">Call a poison control center or doctor immediately for treatment advice.Have person sip a glass of water if able to swallow.Do not induce vomiting unless told to by a poison control center or doctor.Do not give anything by mouth to an unconscious person.
IF INHALED:	<ul style="list-style-type: none">Move person to fresh air.If person is not breathing, call 911 or an ambulance, then give artificial respiration, preferably mouth-to-mouth, if possible.Call a poison control center or doctor for further treatment advice.
NOTE TO PHYSICIAN: Probable mucosal damage may contraindicate the use of gastric lavage.	
HOTLINE NUMBERS: Have the product container or label with you when calling a poison control center or doctor, or going for treatment. For 24-Hour Medical Emergency Assistance (Human or Animal), call: 1-800-222-1222. For Chemical Emergency Assistance (Spill, Leak, Fire, or Accident), call CHEMTREC: 1-800-424-9300.	

[Optional referral statements when booklets and container labels are used:
See label booklet for [complete] [additional] [First Aid], [Precautionary Statements], [Directions For Use], and [Storage and Disposal].]

EPA Reg. No.: 87290-20 EPA Est. No.: _____

Net Contents:
☐ 2.5 gallons
☐ _____gallons (bulk)

Manufactured For:
Willowood, LLC
1887 Whitney Mesa Drive #9740
Henderson, NV 89014

NOTIFICATION
87290-20
The applicant has certified that no changes, other than those reported to the Agency have been made to the labeling. The Agency acknowledges this notification by letter dated:
10/30/2024

[Willowood Fomesafen 1.88EC] is not manufactured, or distributed by [Syngenta Crop Protection LLC], seller of [Flexstar®].]

PRECAUTIONARY STATEMENTS

HAZARDS TO HUMANS AND DOMESTIC ANIMALS

WARNING/AVISO

This product contains fomesafen which has been determined to cause tumors in laboratory animals (mice). Risks can be reduced by closely following use directions and precautions and by wearing the protective clothing specified elsewhere on this label.

CORROSIVE. CAUSES SKIN IRRITATION. CAUSES MODERATE EYE IRRITATION. HARMFUL IF SWALLOWED OR ABSORBED THROUGH SKIN. Do not get on skin or on clothing. Avoid breathing vapor or spray mist. Avoid contact with eyes. Prolonged or repeated skin contact may cause allergic reactions in some individuals. WASH THOROUGHLY WITH SOAP AND WATER AFTER HANDLING.

PERSONAL PROTECTIVE EQUIPMENT (PPE)

Applicators and other handlers must wear:

- Coveralls over short-sleeved shirt and short pants
- Chemical-resistant gloves made of butyl rubber >14 mils, nitrile rubber >14 mils, neoprene rubber >14 mils, natural rubber ≥14 mils, or Viton® >14 mils
- Chemical-resistant footwear plus socks
- Chemical-resistant apron when cleaning equipment, mixing or loading
- Protective Eyewear (goggles, face shield, or safety glasses)

In addition, for aerial applications mixers and loaders handling more than 150 gallons of Willowood Fomesafen 1.88EC in any single work day must wear:

- Dust/mist filtering NIOSH-approved respirator with any N, R, P, or HE filter.

Discard clothing and other absorbent materials that have been drenched or heavily contaminated with this product's concentrate. Do not reuse them. Follow manufacturer's instructions for cleaning/maintaining PPE. If so such instructions for washables exist, use detergent and hot water. Keep and wash PPE separately from other laundry.

When handlers use closed systems, enclosed cabs, or aircraft in a manner that meets the requirements listed in the Worker Protection Standard (WPS) for agricultural pesticides [40 CFR 170.240(d)(4-6)], the handler PPE requirements may be reduced or modified as specified in the WPS.

USER SAFETY RECOMMENDATIONS

Users should:

- Wash hands before eating, drinking, chewing gum, using tobacco, or using the toilet.
- Remove clothing/PPE immediately if pesticide gets inside. Then wash thoroughly and put on clean clothing.
- Remove PPE immediately after handling this product. Wash the outside of gloves before removing. As soon as possible, wash thoroughly and change into clean clothing.

ENVIRONMENTAL HAZARDS

Non-Target Organism Advisory Statement: This product is toxic to plants and may adversely impact the forage and habitat of non-target organisms, including pollinators, in areas adjacent to the treated site. Protect the forage and habitat of non-target organisms by following label directions intended to minimize spray drift.

For Terrestrial Uses: Do not apply directly to water, or to areas where surface water is present, or to intertidal areas below the mean high water mark. Do not contaminate water when disposing of equipment wash waters. Do not apply when weather conditions favor drift from target area.

Drift and runoff may be hazardous to aquatic organisms in water adjacent to treated areas.

Surface Water Advisory: This product may impact surface water quality due to spray drift and runoff of rain water. This is especially true for poorly draining soils and soils with shallow groundwater. This product is classified as having high potential for reaching surface water via runoff for several months after application. A level well maintained vegetative buffer strip between areas to which this product is applied and surface water features such as ponds, streams, and springs will reduce the potential loading of fomesafen from runoff water and sediment. Runoff of this product will be reduced by avoiding applications when rainfall is forecasted to occur within 48 hours. For more information, see the United States Department of Agriculture National Resource Conservation Service's manual, **Conservation Buffers to Reduce Pesticide Losses**.

Groundwater Advisory: This chemical is known to leach through soil into groundwater under certain conditions as a result of label use. Use of this chemical in areas where soils are permeable, particularly where the water table is shallow, may result in groundwater contamination.

DIRECTIONS FOR USE

It is a violation of Federal law to use this product in a manner inconsistent with its labeling.

Do not apply this product in a way that will contact workers or other persons, either directly or through drift. Only protected handlers may be in the area during application. For any requirements specific to your State or Tribe, consult the agency responsible for pesticide regulation.

AGRICULTURAL USE REQUIREMENTS

Use this product only in accordance with its labeling and with the Worker Protection Standard, 40 CFR Part 170. This Standard contains requirements for the protection of agricultural workers on farms, forests, nurseries, and greenhouses, and handlers of agricultural pesticides. It contains requirements for training, decontamination, notification, and emergency assistance. It also contains specific instructions and exceptions pertaining to the statements on this label about personal protective equipment (PPE) and restricted-entry interval. The requirements in this box only apply to uses of this product that are covered by the Worker Protection Standard.

Do not enter or allow worker entry into treated areas during the restricted-entry interval (REI) of 24 hours.

PPE required for early entry to treated areas that is permitted under the Worker Protection Standard and that involves contact with anything that has been treated, such as plants, soil, or water, is:

- Coveralls over short-sleeved shirt and short pants
- Waterproof or Chemical-resistant gloves made of butyl rubber >14 mils, nitrile rubber >14 mils, neoprene rubber >14 mils, natural rubber ≥14 mils, or Viton® >14 mils
- Chemical-resistant footwear plus socks

PRODUCT INFORMATION

Read the entire Directions for Use section before using this product.

Willowood Fomesafen 1.88EC selective herbicide can be applied preplant, preemergence or postemergence to control and/or suppress broadleaf weeds, grasses and sedges in beans (dry & snap), cotton, potatoes, and soybeans.

Willowood Fomesafen 1.88EC is generally works most effectively and consistently when applied postemergence by working through contact action. Complete spray coverage is essential for effective control of emerged weeds. Leaf bronzing, crinkling or spotting can occur after postemergent treatment, but listed crops outgrow these effects quickly and develop normally.

Applications of Willowood Fomesafen 1.88EC are most effective when applied postemergence to young actively growing broadleaf weeds that are free from stress due to moisture, temperature, low soil fertility, mechanical or chemical injury.

Some germinating broadleaf weeds, grasses and sedges can be controlled or suppressed by residual soil activity from either preplant, preemergent, or postemergent applications of Willowood Fomesafen 1.88EC if it rains shortly after application. The efficacy and consistency of soil activity depends on soil characteristics, ground cover, the amount of rainfall post-application and the rate of Willowood Fomesafen 1.88EC applied.

WEED RESISTANCE MANAGEMENT

For resistance management, Willowood Fomesafen 1.88EC is a Group 14 herbicide. Any weed population may contain or develop plants naturally resistant to Willowood Fomesafen 1.88EC and other Group 14 herbicides. The resistant biotypes may dominate the weed population if these herbicides are use repeatedly in the same field. Appropriate resistance-management strategies should be followed.

To delay herbicide resistance take one or more of the following steps:

- Rotate the use of Willowood Fomesafen 1.88EC or other Group 14 herbicides within a growing season sequence or among growing seasons with different herbicide groups that control the same weeds in a field.
- Fields should be scouted prior to application to identify the weed species present and their growth stage to determine if the intended application will be effective. Fields should be scouted after application to verify that the treatment was effective. Suspected herbicide-resistant weeds may be identified by these indicators:
 1. Failure to control a weed species normally controlled by the herbicide at the dose applied, especially if control is

achieved on adjacent weeds:

2. A spreading patch of non-controlled plants of a particular weed species; and
 3. Surviving plants mixed with controlled individuals of the same species.
- Use tank mixtures with herbicides from a different group if such use is permitted; where information on resistance in target weed species is available, use the less resistance-prone partner at a rate that will control the target weed(s) equally as well as the more resistance-prone partner. Consult your local extension service or certified crop advisor if you are unsure as to which active ingredient is currently less prone to resistance.
 - Adopt an integrated weed-management program for herbicide use that includes scouting and uses historical information related to herbicide use and crop rotation, and that considers tillage (or other mechanical control methods), cultural (e.g., higher crop seeding rates; precision fertilizer application method and timing to favor the crop and not the weeds), biological (weed-competitive crops or varieties) and other management practices.
 - Contact your local sales representative, crop advisor, or extension agent to find out if suspected resistant weeds to this MOA (Group 14) have been found in your region. If resistant biotypes of target weeds have been reported, use the application rates of this product specified for your local conditions. Tank mix products so that there are multiple effective mechanisms of actions for each target weed.
 - If resistance is suspected, prevent weed seed production in the affected area by an alternative herbicide from a different group or by a mechanical method such as hoeing or tillage. Prevent movement of resistant weed seeds to other fields by cleaning harvesting and tillage equipment when moving between fields, and planting clean seed.
 - Apply this herbicide at the correct timing and rate needed to control the most difficult weed in the field.
 - Use a broad-spectrum soil-applied herbicide with a mechanism of action that differs from this product as a foundation in a weed-control program. Do not use more than two applications of this or any other herbicide with the same mechanism of action within a single growing season unless mixed with an herbicide with another mechanism of action with an overlapping spectrum for the difficult-to-control weeds.
 - For further information or to report suspected resistance, contact Willowood, LLC at (844) 200-FARM or at info@farmersbusinessnetwork.com.

SPRAY DRIFT MANAGEMENT

Aerial Applications:

- **DO NOT release** spray at a height greater than 10 ft. above the vegetative canopy, unless a greater application height is necessary for pilot safety.
- For applications prior to the emergence of crops and target weeds, applicators are required to use a Coarse or coarser droplet size (ASABE S572.1).
- For all other applications, applicators are required to use a Medium or coarser droplet size (ASABE S572.1).
- For aerial applications: **DO NOT** apply when wind speeds exceed 15 mph at the application site. If the wind speed is greater than 10 mph, the boom length must be 65% or less of the wingspan for fixed wing aircraft and 75% or less of the rotor diameter for helicopters. Otherwise, the boom length must be 75% or less of the wingspan for fixed-wing aircraft and 90% or less of the rotor diameter for helicopters. Applicators must use ½ swath displacement upwind at the downwind edge of the field.
- Nozzle must be oriented so the spray is directed towards the back of the aircraft.
- **DO NOT** apply when wind speeds exceed 15 miles per hour at the application site.
- **DO NOT** apply during temperature inversions.

Ground Boom Applications:

- User must only apply with the nozzle height recommended by the manufacturer, but no more than 3 feet above the ground or crop canopy unless making a turf, pasture, or rangeland application, in which case applicators may apply with a nozzle height no more than 4 feet above the ground.
- For applications prior to the emergence of crops and target weeds, applicators are required to use a Coarse or coarser droplet size (ASABE S572.1).
- For all other applications, applicators are required to use a Medium or coarser droplet size (ASABE S572.1).
- **DO NOT** apply when wind speeds exceed 15 miles per hour at the application site.
- **DO NOT** apply during temperature inversions.

SPRAY DRIFT ADVISORIES

THE APPLICATOR IS RESPONSIBLE FOR AVOIDING OFF-SITE SPRAY DRIFT.
BE AWARE OF NEARBY NON-TARGETE SITES AND ENVIRONMENTAL CONDITIONS.

IMPORTANCE OF DROPLET SIZE

An effective way to reduce spray drift is to apply large droplets. Use the largest droplets that provide target pest control.. While applying larger droplets will reduce spray drift, the potential for drift will be greater if applications are made improperly or under unfavorable environmental conditions.

Controlling Droplet Size – Ground Boom

- **Volume** – Increasing the spray volume so that larger droplets are produced will reduce spray drift. Use the highest practical spray volume for the application. If a greater spray volume is needed, consider using a nozzle with a higher flow rate.
- **Pressure** – Use the lowest spray pressure recommended for the nozzle to produce the target spray volume and droplet size.
- **Spray Nozzle** - Use a spray nozzle that is designed for the intended application. Consider using nozzles designed to reduce drift.

Controlling Droplet Size – Aircraft

- **Adjust nozzles** – Follow nozzle manufacturers recommendations for setting up nozzles. Generally, to reduce fine droplets, nozzles should be oriented parallel with the airflow in flight.

BOOM HEIGHT – Ground Boom

Use the lowest boom height that is compatible with the spray nozzles that will provide uniform coverage. For ground equipment, the boom should remain level with the crop and have minimal bounce.

RELEASE HEIGHT - Aircraft

Higher release heights increase the potential for spray drift.

SHIELDED SPRAYERS

Shielding the boom or individual nozzles can reduce spray drift. Consider using shielded sprayers. Verify that the shields are not interfering with the uniform deposition of the spray on the target area.

TEMPERATURE AND HUMIDITY

When making applications in hot and dry conditions, use larger droplets to reduce the effects of evaporation.

TEMPERATURE INVERSIONS

Drift potential is high during temperature inversion. Temperature inversions are characterized by increasing temperature with altitude and are common on nights with limited cloud cover and light to no wind. The presence of an inversion can be indicated by ground fog or by the movement of smoke from a ground source or an aircraft smoke generator. Smoke that layers and moves laterally in a concentrated cloud (under low wind conditions) indicates an inversion, while smoke that moves upward and rapidly dissipates indicates good vertical air mixing. Avoid applications during temperature inversions.

WIND

Drift potential generally increases with wind speed. **AVOID APPLICATIONS DURING GUSTY WIND CONDITIONS.**

Applicators need to be familiar with local wind patterns and terrain that could affect spray drift.

APPLICATION INSTRUCTIONS

Application Timing

Apply Willowood Fomesafen 1.88EC to actively growing weeds early (14-28 days after planting) for the most complete control of susceptible broadleaf weeds. Refer to the weed control tables for specific instructions on weed growth stages and application rates.

Spray Additives

Use spray additives cleared for use on growing crops listed under 40 CFR 180.1001 in spray mixtures. In Regions 2,3,4, and 5 (see **Regional Use Maps**), use Willowood Fomesafen 1.88EC postemergence with 1.0-2.5% v/v liquid nitrogen (28% or similar), or a minimum of 8½ lbs. ammonium sulfate per 100 gallons of spray for volume for the best broad spectrum control of susceptible broadleaf weeds.

With Postemergence Applications, Add One of the Following, except in tank mix with products prohibiting spray additives (See Tank Mix Directions for Use):

Use a Crop Oil Concentrate (COC) or Methylated Seed Oil (MSO) meeting acceptable standards at labeled rates: Acceptable crop oil concentrates would be those which contain a minimum of 80% oils and 15% emulsifier. A crop oil concentrate must contain either a petroleum or vegetable oil base and must meet all the following criteria: be non-phytotoxic, contain only EPA-exempt ingredients, provide good mixing quality, and be successful in local experience. Highly refined vegetable oils have proven more

satisfactory than unrefined vegetable oils.

Nonionic Surfactant (NIS): Use a NIS that contains a minimum 80% active ingredient at 0.25-0.5% v/v (2-4 qts./100 gals.) of finished spray volume in Region 1, and East of I-79 and I-77 in Regions 2 and 3.

Other Adjuvants than COCs or NIS' can be used if the adjuvant is:

1. Comprised solely of EPA exempt ingredients.
2. Nonphytotoxic to the target crop.
3. Compatible in mixture. (Compatibility can be established with a jar test.)
4. Locally approved for use with Willowood Fomesafen 1.88EC on the target crop by university and extension instructions provided through proven field trials.

Note: Adjuvants are NOT needed for preplant or preemergence applications except when Willowood Fomesafen 1.88EC is being applied in a burndown.

Mixing Order:

1. Fill spray tank with 1/2 the specified amount of water and begin agitation. (Compatibility agent may be added as needed, 1 gal./500 gals. of water or 0.2% v/v).
2. Add fertilizer (UAN, AMS).
3. Add dry pesticide products.
4. Add Willowood Fomesafen 1.88EC.
5. Add liquid pesticide products.
6. Add adjuvants (MSO, COC or NIS).
7. Add remaining water and agitate constantly.

Tank Mix Compatibility Test

Perform a jar test prior to tank mixing Willowood Fomesafen 1.88EC to ensure product compatibility with tank mix partners. Add proportionate amounts of tank mixture components in a clear quart-size jar, one at a time in the specified mixing order. Shake gently or invert the capped jar and let it stand for 15-30 minutes. If the mixture clumps, forms flakes, oily films, or layers, or other precipitates, it is not compatible and the tank mixture should not be used.

Ground Application

For preplant surface and preemergence applications, use a minimum of 10 gallons per acre. Select a nozzle that meets the manufacturer's gallonage and pressure specifications for preplant surface or preemergence applications.

For thorough coverage of the target during postemergence application, apply adequate spray volume and pressure. Apply a spray volume of 10-20 gals./A and 30-60 PSI at the nozzle tip. For complete coverage of weed foliage on large weeds and dense foliage, apply 60 PSI and a minimum of 20 gals./A.

For most effective postemergence application of Willowood Fomesafen 1.88EC, use flat fan nozzles. Calibrate the sprayer to ensure proper volume and application rate per acre.

DO NOT USE FLOOD TYPE OR OTHER SPRAY NOZZLES, WHICH DELIVER COARSE, LARGE DROPLET SPRAYS.

Band Applications

Complete weed coverage is essential for postemergent control. Use a minimum of two nozzles for the most complete coverage, with one directed to each side of the planted row. Do not apply with a single nozzle directed over the top of the row in postemergence applications. A single nozzle application directed over the top of the row is acceptable for preemergence applications. After band applications, cultivate untreated areas. If applying postemergence using band applications and cultivating at the same time, position nozzles in front of the cultivation device in order to reduce dust in the spray area. Dust can reduce weed coverage, intercept spray, and result in poor weed control.

For postemergent band applications, calculate the amount of Willowood Fomesafen 1.88EC and water volume needed with the following formulas:

Band width in inches X Broadcast rate per acre = Band herbicide rate per acre
Row width in inches

Band width in inches X Broadcast volume per acre = Band herbicide volume per acre

Row width in inches

Aerial Application

For thorough coverage of the target, apply sufficient spray volume and pressure. Apply a minimum of 5 gals./A of spray mixture with a maximum of 40 PSI pressure. Use a minimum of 10 gals./A if broadleaf weed foliage is dense.

DO NOT APPLY THIS PRODUCT THROUGH ANY TYPE OF IRRIGATION SYSTEM, EXCEPT CENTER PIVOT IRRIGATION SYSTEMS.

DIRECTIONS FOR USE WITH CENTER PIVOT IRRIGATION SYSTEMS

Willowood Fomesafen 1.88EC, alone or in tank mixture with other herbicides registered for use in center pivot irrigation systems, can be applied in irrigation water preemergence (after planting, but before weeds and/or crops emerge) at rates specified in this label. Willowood Fomesafen 1.88EC may be applied postemergence to the crop and preemergence to weeds in crops where postemergence application is permitted. Adhere to all label restrictions (height, timing, rate, etc.) to avoid illegal residues. Apply Willowood Fomesafen 1.88EC only through a center pivot irrigation system. **DO NOT APPLY THIS PRODUCT THROUGH ANY OTHER TYPE OF IRRIGATION SYSTEM.** Crop injury, product ineffectiveness, and/or illegal pesticide residues can result from nonuniform distribution of treated water. Contact your State Extension specialists, equipment manufacturers, and/or other experts if you have questions about calibrating equipment. Do not connect an irrigation system (including greenhouse systems) used for pesticide application to a public water system, unless the pesticide label prescribed safety devices for public water system are in place. Should the system need to be shut down and/or adjustments made to the system, only a person knowledgeable of the chemigation system and who is authorized to operate the system shall adjust and operate the system.

Operating Instructions:

- ♦ The system must contain a functional check valve, vacuum relief valve, and low_pressure drain appropriately located to the irrigation pipeline to prevent water source contamination from backflow.
- ♦ The pesticide injection pipeline must contain a functional, automatic, quick closing check valve to prevent the flow of fluid back toward the injection pump.
- ♦ The pesticide injection pipeline must also contain a functional, normally closed, solenoid operated valve located on the intake side of the injection pump and connected to the system interlock to prevent fluid from being withdrawn from the supply tank when the irrigation system is either automatically or manually shut down.
- ♦ The system must contain functional interlocking controls to automatically shut off the pesticide injection pump when the water pump motor stops.
- ♦ The irrigation line or water pump must include a functional pressure switch which will stop the water pump motor when the water pressure decreases to the point where pesticide distribution is adversely affected.
- ♦ Systems must use a metering pump, such as a positive displacement injection pump (e.g., diaphragm pump or piston pump), effectively designed and constructed of materials that are compatible with pesticides and capable of being fitted with a system interlock.
- ♦ Do not apply when wind speed favors drift beyond the area intended for treatment.
- ♦ Prepare a mixture with a minimum of 1 part water to 1 part herbicide(s) and inject this mixture into the center pivot system. Injecting a larger volume of a more dilute mixture per hour will usually provide more accurate calibration of equipment. Maintain sufficient agitation to keep the herbicide in suspension.
- ♦ Meter into irrigation water during entire period of water application.
- ♦ Apply in ½ - 1 inch of water. Use the lower water volume (½ inch) on coarser soils and the higher volume (1 inch) on fine-textured soils. More than 1 inch of water at application may reduce weed control by moving the herbicide below the effective zone in the soil.

PRECAUTION: Where sprinkler distribution patterns do not overlap sufficiently, unacceptable weed control can occur. Where sprinkler distribution patterns overlap excessive crop injury can occur.

Posting of chemigation areas is required when:

- 1) Any part of the treated area is within 300 feet of sensitive areas (residential areas, labor camps, businesses, day care centers, hospitals, in-patient clinics, nursing homes, or any public area including schools, parks, playgrounds, including other public facilities not including public roads. OR
- 2) When the chemigated area is open to the public such as golf courses or retail greenhouses.

Posting must conform to the following requirements:

- 1) Treated areas must be posted with signs at all usual points of entry and along likely routes of approach from the listed sensitive area.
- 2) Where there are no usual points of entry, signs must be posted in the corners of the treated areas and in any other location affording maximum visibility to sensitive areas.
- 3) The printed side of the sign should face away from the treated area towards the sensitive area.

- 4) Signs must be printed in English.
- 5) Signs must be posted prior to application and must remain posted until foliage has dried and soil surface water has disappeared.
- 6) Signs may remain in place indefinitely as long as they are composed of materials to prevent deterioration and maintain legibility for the duration of the posting period.
- 7) All words shall consist of letters at least 2.5 inches tall.
- 8) All letters and symbols shall be a color which sharply contrasts with their immediate background. At the top of the sign shall be the words "KEEP OUT" followed by an octagonal stop sign symbol at least 8 inches in diameter containing the word "STOP". Below the symbol shall be the words "PESTICIDES IN IRRIGATION WATER".

Posting required for chemigation does not replace other posting and reentry interval requirements for farm worker safety.

Specific Instructions for Public Water Systems

- 1) Public water system means a system for the provision to the public of piped water for human consumption if such system has at least 15 service connections or regularly serves an average of at least 25 individuals daily at least 60 days out of the year.
- 2) Chemigation systems connected to public water systems must contain a functional, reduced pressure zone, back flow preventer (RPZ) or the functional equivalent in the water supply line upstream from the point of pesticide introduction. As an option to the RPZ, the water from the public water system should be discharged into a reservoir tank prior to pesticide introduction. There shall be a complete physical break (air gap) between the outlet end of the fill pipe and the top or overflow rim of the reservoir tank of at least twice the inside diameter of the fill pipe.
- 3) The pesticide injection pipeline must contain a functional, automatic, quick closing check valve to prevent the flow of fluid back toward the injection pump.
- 4) The pesticide injection pipeline must contain a functional, normally closed, solenoid operated valve located on the intake side of the injection pump and connected to the system interlock to prevent fluid from being withdrawn from the supply tank when the irrigation system is either automatically or manually shut down.
- 5) The system must contain functional interlocking controls to automatically shut off the pesticide injection pump when the water pump motor stops, or in cases where there is no water pump, when the water pressure decreases to the point where pesticide distribution is adversely affected.
- 6) Systems must use a metering pump, such as a positive displacement injection pump (e.g., diaphragm pump) effectively designed and constructed of materials that are compatible with pesticides and capable of being fitted with a system interlock.
- 7) Do not apply when wind speed favors drift beyond the area intended for treatment.

Cultivation

Do not cultivate prior to application. Cultivation can stress weeds, resulting in less effective weed control. Cultivate 1-3 weeks after applying Willowood Fomesafen 1.88EC to increase weed control.

Soil Characteristics

Use higher rates of Willowood Fomesafen 1.88EC on soils with high organic matter and/or high clay content than soils with low organic matter and/or low clay content. See the Regional Use Maps, weeds controlled table, and crop use sections for use rates on certain soil textures.

Environmental and Agronomic Conditions

Apply Willowood Fomesafen 1.88EC under environmental conditions that promote active weed growth. Do not apply Willowood Fomesafen 1.88EC to weeds or crops that are stressed due to drought, temperature changes, excess water, low humidity, low soil fertility, mechanical and/or chemical injury as these conditions can reduce weed control and injure crops.

Rainfastness

For best results, do not apply Willowood Fomesafen 1.88EC within 1 hour of rainfall when applied postemergence.

USE PRECAUTIONS

- Clean the spray system completely with water and a commercial tank cleaner before and after each use.
- Tank mix incompatibility, poor product performance, and crop injury can occur with tank mixes of Willowood Fomesafen 1.88EC with other pesticides, fertilizers or any other additives except as specified on this label or other approved Willowood, LLC supplemental labels.

USE RESTRICTIONS

- Apply Willowood Fomesafen 1.88EC postemergence to actively growing weeds. Do not apply Willowood Fomesafen 1.88EC to weeds or soybeans which are stressed from moisture, temperature, low soil fertility, mechanical or chemical injury. Poor weed control and/or crop injury can occur under these conditions.

- To avoid injury to rotational crops, do not overlap spray swaths.
- Do not exceed 10 MPH ground speed during application.
- Grazing treated areas and harvesting forage for hay is prohibited.
- Application within 45 days of soybean harvest is prohibited.
- Do not graze rotated small grain crops or harvest forage or straw for livestock.
- Region 1: Apply a maximum of 1.6 pts. of Willowood Fomesafen 1.88EC (maximum of 0.375 lb. a.i./A of fomesafen from any fomesafen product) per acre per calendar year.
- Region 2: Apply a maximum of 1.6 pts. of Willowood Fomesafen 1.88EC (maximum of 0.375 lb. a.i./A of fomesafen from any fomesafen product) per acre in alternate years.
- Region 3: Apply a maximum of 1.3 pts. of Willowood Fomesafen 1.88EC (maximum of 0.313 lb. a.i./A of fomesafen from any fomesafen product) per acre in alternate years.
- Region 4: Apply a maximum of 1 pt. of Willowood Fomesafen 1.88EC (maximum of 0.25 lb. a.i./A of fomesafen from any fomesafen product) per acre in alternate years.
- Region 5: Apply a maximum of 0.75 pt. of Willowood Fomesafen 1.88EC (0.1875 lb. a.i./A of fomesafen from any fomesafen product) per acre in alternate years.

Refer to the Regional Maps in this label for additional instructions.

ROTATIONAL CROP RESTRICTIONS

Plant the following rotational crops after applying Willowood Fomesafen 1.88EC at specified rates in soybeans:

Crop To Be Planted	Minimum Rotation Interval (After Last Willowood Fomesafen 1.88EC Application)
Beans (Dry & Snap), soybeans, cotton and potatoes	0 Months
Small grains such as wheat, barley, rye, transplanted peppers and transplanted tomatoes	4 Months
Corn*, peanuts, peas, rice, seed corn	10 Months
To avoid crop injury do not plant alfalfa, sunflowers, sugar beets, sorghum** or any other crop within:	18 Months

* Popcorn: Use 12 month minimum rotation interval in Ohio, Kentucky, Illinois, Indiana, Iowa, and Region 4 when applied at a rate of 1.0 pt./A or more.

* Sweet corn: Use 18 month minimum rotation interval in the states of Connecticut, Maine, Massachusetts, New Hampshire, New York, Rhode Island, Vermont, and Region 5.

**Sorghum may be planted back after 10 months in Region 1.

Replanting

If it is necessary to replant in fields treated with Willowood Fomesafen 1.88EC, the field may be replanted with cotton, dry beans, potatoes, snap beans or soybeans. Minimize tilling to preserve the herbicide barrier for effective weed control during replanting. Do not apply a second application of Willowood Fomesafen 1.88EC or other fomesafen product. Crop injury and/or illegal residues can be present in harvested crops. If using tank-mix combinations, refer to the product labels for any additional replanting instructions.

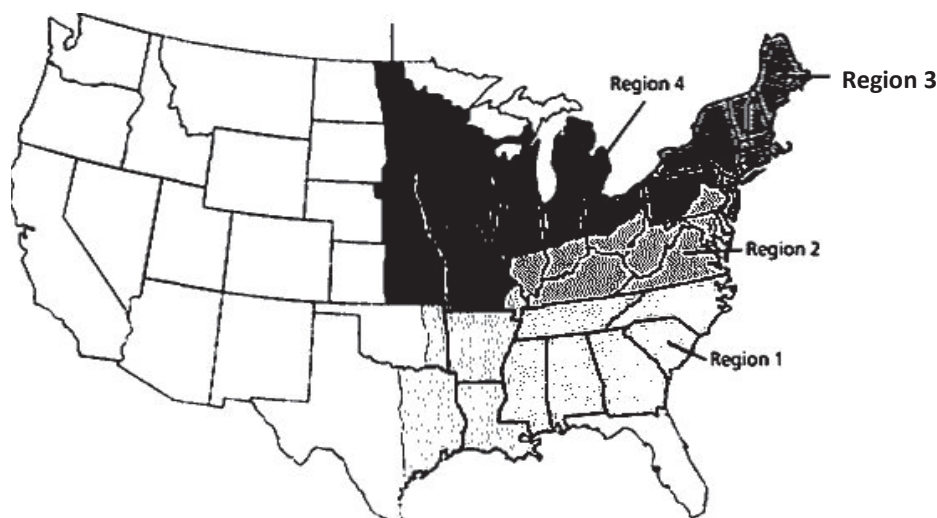
USE RATES AND WEEDS CONTROLLED WITH WILLOWOOD FOMESAFEN 1.88EC

REFER TO MAP FOR DEFINITION OF SPECIFIED GEOGRAPHIC REGIONS

WILLOWOOD FOMESAFEN 1.88EC REGIONAL USE MAP

NOT APPROVED FOR USE IN MIAMI, DADE COUNTY, FL IN REGION 1

Region 5

**REGION 1:****Maximum Use Rate: 1.6 pints per acre per calendar year**

Willowood Fomesafen 1.88EC can be used in the following states:

Alabama, Arkansas, Florida (except for Miami Dade County), Georgia, Louisiana, Mississippi, Missouri (Counties of Bollinger, Butler, Cape Girardeau, Dunklin, Madison, Mississippi, New Madrid, Pemiscot, Perry, Ripley, Scott, Stoddard, and Wayne), North Carolina, Oklahoma (East of U.S. Highway 75 and East of Indian Nation Parkway), South Carolina, Tennessee, and Texas (all areas East of U.S. Highway 77 to State Road 239, including all of Calhoun County).

Not approved for use in Miami Dade County, FL.

**REGION 2:****Maximum Use Rate: 1.6 pints per acre, alternate years**

Willowood Fomesafen 1.88EC can be used in the following states:

Delaware, Kentucky, Maryland, Virginia, and West Virginia. South of I-70 in the following states: Illinois, Indiana, and Ohio, and in Pennsylvania (all areas South of I-80 to the intersection of U.S. Highway 15 and East of U.S. Highway 15 and U.S. Highway 522).

**REGION 3:****Maximum Use Rate: 1.3 pints per acre, alternate years**

Willowood Fomesafen 1.88EC can be applied in the following states:

Connecticut, Iowa, Maine, Massachusetts, Missouri (all counties except for those listed in Region 1), New Hampshire, New Jersey, New York, Pennsylvania (all areas except those listed in Region 2), Rhode Island, Vermont, Wisconsin (South of U.S. Highway 18 between Prairie Du Chien and Madison, and South of I-94 between Madison and Milwaukee) and North of I- 70 in Illinois, Indiana, and Ohio.



REGION 4:**Maximum Use Rate: 1 pint per acre, alternate years**

Willowood Fomesafen 1.88EC can be applied in:

Kansas (all counties East of or intersected by U.S. Highway 281), Michigan (Southern Peninsula), Minnesota (all areas South of Interstate 94), Nebraska (all counties East of or intersected by U.S. Highway 281), and Wisconsin (all areas except those in Region 3, South of I-94 from Minnesota state line to Eau Claire and South of U.S. Highway 29 from Eau Claire to Green Bay plus Barron, Chippewa, Clark, Door, Dunn, Eau Claire, Kewaunee, Marathon, Menominee, Oconto, Polk, Shawano, and St. Croix counties). The following counties are excluded: Adams, Marquette, Portage, Waupaca, Waushara, and Wood). North Dakota (all areas East of I-29 from Fargo South to the South Dakota state line), South Dakota (all areas East of I-29 from the North Dakota state line to Watertown, all areas East of Highway 81 from Watertown to Madison and all areas East and South of State Road 34 and U.S. Highway 281 to the Nebraska state line).

**REGION 5:****Maximum Use Rate: 0.75 pints per acre, alternate years**

Willowood Fomesafen 1.88EC can be applied in:

North Dakota (all areas East of U.S. Highway 281 except those areas in Region 4), South Dakota (all areas East of U.S. Highway 281 except those areas in Region 4), and Minnesota (all areas South of U.S. Highway 2 except those areas in Region 4).



Willowood Fomesafen 1.88EC applied at 1-1.6 pints/acre** will control or partially control* the following weeds by preemergence application in all soil types with up to 5% organic matter

Broadleaf Weeds Controlled	Broadleaf Weeds Partially Controlled*	Sedges Partially Controlled*
Common Lambsquarters Common Purslane	Common Cocklebur Common Waterhemp	Yellow Nutsedge

Common Ragweed*** Bristly Starbur Eclipta <i>Galinsoga</i> spp. Nightshade (Black & Eastern Black) Pigweed (Redwood & Smooth) Palmer Amaranth Prickly Sida*** Smallflower Morningglory Topic Croton*** Wild Poinsettia	Giant Ragweed Hairy Nightshade Morningglory (entireleaf, ivyleaf, pitted, red/scarlet, and tall) Spurred Anoda	
--	--	--

*Partial control means significant activity but not at levels considered acceptable by commercial weed control professionals.

**Use the higher rate range when weed population is heavy.

***Partial control is achieved when rates less than 1.6 pints/A are used.

APPLICATION RATES FOR WEED GROWTH STAGES

Weed	Willowood Fomesafen 1.88EC Rate (pints per acre) Maximum Growth Stage Controlled At			
	0.75 pt./A # of True Leaves	1 pt./A # of True Leaves	1.3 pts./A # of True Leaves	1.6 pts./A # of True Leaves
Anoda, Spurred	—	—	—	2
Balloonvine	—	—	2*	2
Carpetweed	—	6" Diameter Size	6" Multi-leaf Diameter	Unlimited Size
Citron (Wild Watermelon)	—	2	2	4
Cocklebur, Common ^{1,2}	—	—	2	4
Copperleaf, Hophornbeam	—	2	2	4
Copperleaf, Virginia	—	2	2	4
Crotalaria, Showy	—	4	4	6
Croton, Tropic	—	2	2	4
Cucumber, Volunteer	—	4	4	6
Eclipta	—	2	2	4
Groundcherry, Cutleaf	—	4	4	6
Hemp ²	—	—	4	6
Horsenettle ²	—	2*	3*	4
Jimsonweed	2	4	6	8
Ladysthumb	—	2	2	4
Lambsquarters, Common	—	2	2	2
Mexicanweed	—	2*	2*	2
Morningglory				
Cypressvine	—	4	4	6
Entireleaf var.	2*	2	2	4
Ivyleaf	2*	2	2	4
Purple Moonflower	—	2	4	4
Red (Scarlet)	—	2	2	4
Smallflower	—	2	2	4
Pitted (Smallwhite)	—	4	4	4
Tall (Common)	2*	2	2	3*
Palmleaf (Willowleaf)	—	2	2	4
Mustard, Wild	2	4	6	8
Nightshade, Black	2	4	4	4
Nutsedge, Yellow	—	—	—	Suppression Only
Pigweed, spp.				
Amaranth, Palmer	2*	4	4	6
Amaranth, Spiny	2*	2	2	4
Redroot	2*	4	6	6
Smooth	2*	4	4	6
Poinsettia, Wild	—	2	—	3
Purslane, Common	—	Multi-Leaf 6" Diameter	Multi-Leaf 8" Diameter	Multi-Leaf 8" Diameter
Pusley, Florida	—	2	2	4
Ragweed, Common	2	4	4	6

Ragweed, Giant ²	—	—	4	4
Redweed	—	—	—	3
Sesbania, Hemp	—	6	6	12
Sicklepod	—	—	—	Cotyledon*
Sida, Prickly	—	—	—	Cotyledon*
Smartweed, Pennsylvania	2*	4	4	6
Smellmelon	—	—	—	2
Spurge, Prostrate	—	—	—	1" Diameter
Spurge, Spotted	—	—	—	2*
Starbur, Bristly	—	2	2	4
Sunflower, Common	—	—	—	2
Velvetleaf ²	—	—	2	4
Venice Mallow	2	4	4	6
Witchweed	—	Multi-leaf Up to 7"	Multi-leaf Up to 7"	Multi-leaf Up to 10"
Waterhemp, Common	2*	2	2	6
Waterhemp, Tall	2*	2	2	4
Yellow Rocket	2	4	6	6

*Partial Control—significant reduction but not always at a level considered acceptable by commercial weed control professionals.

¹Do not apply in cotyledon stage.

²For effective control, use 1% MSO and 2.5% UAN v/v as adjuvant in Regions 2 and 3 when used on soybeans.

USE DIRECTIONS FOR SPECIFIC WEED PROBLEMS

Annual Grass Suppression:

Willowood Fomesafen 1.88EC suppresses annual grasses listed below by postemergence applications. It controls and/or suppresses by preemergence applications at a rate of 1-1.6 pts./A. Refer to the Use Rate Table for the maximum use rate for each region.

For full-season broad-spectrum annual grass control, Fusilade® DX or Fusion® herbicide should be used alone or in tank mix with Willowood Fomesafen 1.88EC. Consult tank mix section for additional information.

Barnyardgrass
Broadleaf Signalgrass
Crabgrass
 Foxtail
 Giant
 Green
 Yellow
Goosegrass
Johnsongrass, Seedling
Panicum, Fall
Panicum, Texas

Perennial Weed Suppression:

Willowood Fomesafen 1.88EC applied postemergence at rates of 1-1.6 pts./A will suppress the above-ground portions of the weeds listed below until crop canopy can aid suppression. Even though above-ground foliage may be controlled or suppressed, perennial weeds continue to regrow from underground rootstocks. The use of Willowood Fomesafen 1.88EC along with crop competition will suppress perennial weeds for a growing season, the rootstocks will continue to live and reestablish in subsequent years.

Milkweed, Climbing
Milkweed, Honeyvine
Bindweed, Field
Bindweed, Hedge
Trumpet creeper

DIRECTIONS FOR USE ON BEANS (DRY & SNAP)

Apply Willowood Fomesafen 1.88EC preplant surface or preemergence application in Regions 1, 2, 3, and 4 only to control and/or partially control the weeds listed in this label. Willowood Fomesafen 1.88EC can be applied alone or tank mixed, or with other herbicides labeled to treat dry and snap beans. To control newly emerged weeds or to control weeds on a broader spectrum, refer to the **Tank Mix and Sequential Applications** section of this label.

NOTE: Crop injury may occur on newly emerged plants that have been splashed with this product, but plants outgrow these effects and develop normally.

Postemergence Application:

Apply Willowood Fomesafen 1.88EC postemergence by broadcast application in Regions 1, 2, 3, 4, and 5 for full and/or partial control of the weeds listed on this label and in the Special Use Directions for Specific Weed Problems section. The application rate will depend on the weed species and growth stage. Two applications may be required, but do not exceed the maximum rate specified per geographic region (Refer to the maps section for defined geographic regions). Refer to the Spray Additive section for spray additives. Crop oil concentrate can improve weed control, but may reduce crop tolerance slightly. Do not use UAN (28% or similar) or ammonium sulfate on dry or snap beans or severe crop injury can occur. Apply to dry and snap beans when at least one fully expanded trifoliate leaf appears.

Apply Willowood Fomesafen 1.88EC alone or in tank mixes with other postemergence herbicides labeled to treat dry and snap beans to broaden control. Refer to the **Tank Mix and Sequential Applications** section.

Bronzing, crinkling, or spotting may occur on dry and snap bean leaves following postemergence treatment, but the beans will soon outgrow these effects and develop normally.

Tank Mix and Sequential Applications for Dry Beans and Snap Beans

Willowood Fomesafen 1.88EC can be applied sequentially or in tank mix with the following products:

Assure II [®]	Eptam [®]	Prowl [®]	
Basagran [®]	Frontier ^{®*}		Raptor [®]
Clethodim 2E*	Imazethapyr 2SC	Sonalan ^{®*}	
Dual MAGNUM	Poast [®]	Trifluralin 4E	

*Clethodim 2E, Frontier[®], and Sonalan[®] are for Dry Beans Only.

The mixture of Willowood Fomesafen 1.88EC with one or more of these broadleaf herbicides may cause a reduction in activity of any postemergent grass herbicide in the mixture under certain conditions.

Allow 2-3 days for sequential applications of the postemergence grass herbicide before applying Willowood Fomesafen 1.88EC or Willowood Fomesafen 1.88EC mixtures. If applying Willowood Fomesafen 1.88EC or Willowood Fomesafen 1.88EC mixtures first, apply the grass herbicide when grass weeds develop new leaves (generally around 7 days).

NOTE: Crop injury can occur with tank mix applications compared to products used alone. Read and follow the label instructions, restrictions, and limitations for all products whether used along, sequentially or in tank mix. The most restrictive label directions for any product apply when in use.

Use Precaution on Dry Beans and Snap Beans:

- Refer to the regional use maps for the maximum rate of Willowood Fomesafen 1.88EC (or other fomesafen-containing products) that may be applied in each geographic region.

Use Restrictions on Dry Beans and Snap Beans:

- Do not apply more than once every two years in any field in Regions 2, 3, 4, and 5.
- Dry beans:
 - Do not exceed 1.6 pints per acre of Willowood Fomesafen 1.88EC per calendar year.
 - Do not exceed the maximum rate that can be applied in all geographic regions (refer to the maps for additional instructions).
 - Do not graze animals on treated green forage or stubble.
 - Do not use treated hay or treated straw for animal feed or bedding.
 - Do not apply within 45 days of harvest.
- Snap beans:
 - Do not exceed 1.6 pints per acre of Willowood Fomesafen 1.88EC per calendar year.
 - Do not exceed the maximum rate that can be applied in all geographic regions (refer to the maps for additional instructions).
 - Do not graze treated areas or harvest for forage or hay.
 - Do not use treated hay or treated straw for animal feed or bedding.
 - Do not apply within 30 days of harvest.

DIRECTIONS FOR USE ON COTTON**Preemergence Applications:**

Apply Willowood Fomesafen 1.88EC preemergence at 1-1.6 pts./A in Region 1 to control and/or partially control weeds listed on this label. Preemergence applications can only be made to coarse-textured soils (sandy loam, loamy sand, sandy clay loam). DO NOT apply to fine- or medium-textured soils or crop injury may occur.

To broaden weed control, tank mix Willowood Fomesafen 1.88EC with other preemergence herbicides such as Caparol®, Cotoran®, Direx®, Karmex®, Solicam®, or Staple®.

Willowood Fomesafen 1.88EC can be tank mixed with burndown herbicides to control emerged weeds in cotton. In reduced tillage plantings, Willowood Fomesafen 1.88EC can be applied up to 14 days prior to planting or at planting with burndown herbicide. Refer to the tank mix partner label for directions for use, restrictions, and limitations. The most restrictive label directions apply.

Cotton plants are tolerant to preemergence application of Willowood Fomesafen 1.88EC when applied at specified rates on coarse-textured soils. Crinkling and spotting of cotton foliage or stunting can occur, especially if rainfall is heavy during or soon after cotton emergence; however, cotton plants will outgrow these effects and develop normally.

Cotton foliage is NOT tolerant to Willowood Fomesafen 1.88EC. Do not apply this product over the top of emerged cotton foliage as unacceptable injury will occur.

Post-Direction Application:

Apply Willowood Fomesafen 1.88EC to emerged cotton as post-directed treatment using precision directed hooded or shielded application equipment for complete coverage of emerged weeds. Apply Willowood Fomesafen 1.88EC at 1-1.6 pints per acre in a minimum of 10 gallons of spray solution per acre.

Post-directed applications will provide contact control of emerged weeds listed on this label, and will provide residual preemergence control of labeled weeds (once the product is activated by rainfall or irrigation). See the Application Rates table for a list of controlled weeds and the specified application rates, weed growth stages, and application instructions.

Apply Willowood Fomesafen 1.88EC with a nonionic surfactant at 0.25% to 0.5% v/v or crop oil concentrate at 1% v/v to emerged weeds. Do not add liquid nitrogen (28% or similar) to Willowood Fomesafen 1.88EC or Willowood Fomesafen 1.88EC tank mixes in cotton.

Post-directed applications of Willowood Fomesafen 1.88EC can broaden the weed control spectrum when tank mixed with other labeled post-directed herbicides such as Caparol, Direx, Dual MAGNUM®, Envoke®, Karmex, Layby™ Pro, Sequence®, or Suprend®. When Willowood Fomesafen 1.88EC is applied with hooded or shielded sprayers, the product can be tank mixed with burndown products. Refer to the tank mix partner label for complete instructions and restrictions. The most restrictive product labeling applies.

Cotton foliage is NOT tolerant to Willowood Fomesafen 1.88EC. Do not apply this product to cotton foliage as unacceptable injury will occur. Calibrate application equipment (spray pressure, nozzle type, configuration, and orifice size) to avoid fine spray droplets from contacting green cotton stems and foliage.

Post-Directed Application Timing in Cotton:

Apply this product to cotton at least 6 inches in height through lay by as a post-directed application. Avoid spray contact with any green non barked parts of the cotton plant and foliage when making post-directed applications as unacceptable crop injury can occur. Application timing for post-directed applications should be:

Shield Hooded Applications: Make a precision post-directed application of Willowood Fomesafen 1.88EC when cotton is at least 6 inches tall to avoid injury. Use hooded or shielded spray equipment to apply Willowood Fomesafen 1.88EC in cotton that is between 6-12 inches tall. Adjust nozzles to provide full coverage of emerged weeds.

Layby Applications: Make a post-directed application of Willowood Fomesafen 1.88EC to the base of the cotton plant. Avoid contact with any non-barked portion of the cotton plant or foliage. Use precision post-directed equipment or hooded or shielded sprayers on cotton that has developed a minimum of 4 inches of brown bark through layby. Configure application equipment to provide full coverage of emerged weeds.

Use Precautions on Cotton:

- If two consecutive yearly applications are made, allow a 2-year interval before making another application.

To Suppress Woollyleaf Bursage (Lakeweed), *Ambrosia grayi*, in Texas: Apply 1.6 pints per acre of Willowood Fomesafen 1.88EC to cultivated areas of cropland in the fall or spring as a spot treatment. Incorporate to a 2-3 inch depth to suppress woollyleaf bursage.

Apply with ground equipment.

Using adjuvants with Willowood Fomesafen 1.88EC will significantly improve initial burndown of any woollyleaf bursage, but the effect is temporary, and therefore, not necessary.

It may take 6-8 months for significant suppression to occur, but suppression should continue for 2 years after application. Cotton or soybeans can be planted in treated areas. Significant damage to cotton planted within 18 months of application may occur under certain conditions. A 3-year interval from last application to planting is required for all other crops.

Use Restrictions on Cotton:

- Do not apply less than 70 days before harvest.
- Do not apply more than 1.6 pints per acre per calendar year.
- Do not make more than one application per calendar year.

DIRECTIONS FOR USE ON POTATOES

Not for use on Sweet Potatoes or Yams

Apply Willowood Fomesafen 1.88EC as a broadcast preemergence application after planting, but before potato emergence to control and/or partially control weeds listed on this label. If later cultural practices expose untreated soil, reduced effectiveness will occur. For application by center pivot irrigation, see the **CENTER PIVOT IRRIGATION** application section for instructions.

NOTE: Plant response to Willowood Fomesafen 1.88EC may vary by potato species. Determine crop tolerance before making an initial application of Willowood Fomesafen 1.88EC to any particular species.

Tank Mixing with Products Registered for Use on Potatoes:

For preemergence applications, tank mix Willowood Fomesafen 1.88EC with other pesticide products registered for use on potatoes with the same application methods and timing. The most restrictive label directions for use, precautions/limitations, and restrictions must be followed when tank mixing with other products. Perform a compatibility test before attempting large scale mixing if the products have not been mixed before. See the **Tank Mix Compatibility** section for complete instructions.

Use Precaution on Potatoes:

- Refer to the Regional Use Maps for the maximum application rates of Willowood Fomesafen 1.88EC (or other fomesafen-containing products) that may be applied per year or alternate year in each geographic region.

Use Restrictions on Potatoes:

- Do not exceed 1 pint/acre per season.
- Do not harvest potatoes within 70 days of application.
- Do not apply this product to sweet potatoes or yams.
- Do not apply this product as a preplant incorporated application—plant injury will occur.
- Do not apply to emerged potato plants or severe crop injury will occur.
- Do not use on potatoes in Nassau and Suffolk Counties, New York.

DIRECTIONS FOR USE ON SOYBEANS

Preplant Surface and Preemergence Application:

Apply Willowood Fomesafen 1.88EC as preplant surface or preemergence application in Regions 1, 2, 3, and 4 only to control and/or partially control weeds listed on this label. Willowood Fomesafen 1.88EC can be applied alone, tank mixed, or followed up with other soybean herbicides to broaden weed control. See the **Tank Mix and Sequential Applications** section for instructions.

Willowood Fomesafen 1.88EC can be tank mixed with a burndown herbicide labeled to control emerged weeds in soybeans. In reduced tillage plantings, apply Willowood Fomesafen 1.88EC up to 14 days prior to planting or at planting with a burndown herbicide.

Postemergence Application:

Apply Willowood Fomesafen 1.88EC as a postemergence broadcast application in Regions 1, 2, 3, 4, and 5 to control and/or partially control the weeds listed in this label. The application rate will depend on the weed species and growth stage. See the Spray Additive section for instructions for using spray additives. To enhance control of susceptible broadleaf weeds by postemergence application on soybeans in Regions 2, 3, 4, and 5 use a minimum of 2.5% liquid nitrogen (28% or similar) or a minimum of 10 pounds of ammonium sulfate per 100 gallons of spray volume.

Apply Willowood Fomesafen 1.88EC alone or in combination with other postemergence herbicides labeled for use on soybeans to increase the weed control spectrum. See the **Tank Mix and Sequential Applications** section for additional instructions.

Bronzing, crinkling, and/or spotting of soybean leaves can occur following postemergent application; however, soybean plants outgrow these effects and develop normally.

Tank Mix and Sequential Applications for Soybeans

Apply Willowood Fomesafen 1.88EC sequentially or in tank mix with any of the following products: Assure II®, Basagran®, Butyrac®, Classic®, FirstRate®, Fusilade DX, Fusion, Ignite®, Glyphosate (such as Touchdown®, Roundup®, Glyphomax™), Harmony®, Poast®, Poast Plus®, Pursuit®, Raptor®, Resource®, Scepter®, Select®, and Synchrony® STS®. The tank mixture of Willowood Fomesafen 1.88EC with any of these broadleaf herbicides can reduce the effectiveness of any postemergence grass herbicide in the mixture under certain conditions.

Sequential Application Instructions:

Apply Willowood Fomesafen 1.88EC or Willowood Fomesafen 1.88EC mixtures 2-3 days after the application of the grass herbicide. If Willowood Fomesafen 1.88EC or the Willowood Fomesafen 1.88EC mixture is applied first, apply the grass herbicide when grass weeds begin to develop new leaves (generally around 7 days).

- Crop injury can occur as a result of tank mix applications compared to either product used alone.
- When mixing Butyrac with Willowood Fomesafen 1.88EC, do not exceed 1 fl. oz. of Butyrac per acre.
- When tank mixing with Synchrony STS use no more than 0.25 oz./A of herbicide in the tank with labeled rates of Willowood Fomesafen 1.88EC on non-STS varieties. For additional broadleaf weed control, apply this tank mix postemergence to any soybean variety. Refer to the Synchrony STS label for more information and crop rotation restrictions.
- Always read and follow the instructions, restrictions and limitations for all products whether used alone, sequentially or in a tank mix. The most restrictive labeling of any product used applies.

TANK MIXING WILLOWOOD FOMESAFEN 1.88EC WITH GLYPHOSATE PRODUCTS

For improved control of morningglory, hemp sesbania, waterhemp, and black nightshade and other weeds that are glyphosate-tolerant, tank mix Willowood Fomesafen 1.88EC at 6-12 oz./A, with glyphosate products.

FOLLOW THE INSTRUCTIONS ON THE GLYPHOSATE PRODUCT LABEL FOR THE USE OF SPRAY ADDITIVES IN A GLYPHOSATE/WILLOWOOD FOMESAFEN 1.88EC TANK MIX. MINUTE QUANTITIES OF THIS TANK MIX CAN CAUSE SEVERE DAMAGE AND/OR DESTRUCTION TO ANY NON-TARGET VEGETATION.

Note: Postemergence application of this tank mix on soybean varieties that are not glyphosate-tolerant will be severely injured or destroyed. Always read and follow the instructions, restrictions and limitations for all products used. The most restrictive labeling of any product applies.

Use Precaution on Soybeans:

- Refer to the Regional Use Maps for the maximum application rates of Willowood Fomesafen 1.88EC (or other fomesafen-containing products) that may be applied per year or alternate year in each geographic region.

Use Restrictions on Soybeans:

- Do not exceed 1.6 pints/acre per calendar year.
- Adhere to maximum rate that may be applied to each geographical region.
- Do not graze treated areas or harvest for forage or hay.
- Do not apply within 45 days of harvest.

Scientific Names of Weeds Listed in the Willowood Fomesafen 1.88EC label

SCIENTIFIC NAME	COMMON NAME
<i>Amaranthus palmeri</i>	Amaranth, Palmer
<i>Amaranthus spinosus</i>	Amaranth, Spiny
<i>Anoda cristata</i>	Anoda, Spurred
<i>Cardiospermum halicacabum</i>	Balloonvine
<i>Echinochloa crus-galli</i>	Barnyardgrass
<i>Convolvulus arvensis</i>	Bindweed, Field
<i>Calystegia sepium</i>	Bindweed, Hedge
<i>Brachiaria platyphylla</i>	Broadleaf Signalgrass
<i>Mollugo verticillata</i>	Carpetweed
<i>Citrullus vulgaris</i>	Citron (Wild Watermelon)
<i>Xanthium strumarium</i>	Cocklebur, Common

<i>Acalypha ostryifolia</i>	Copperleaf, Hophornbeam
<i>Acalypha virginica</i>	Copperleaf, Virginia
<i>Digitaria</i> spp.	Crabgrass
<i>Crotalaria spectabilis</i>	Crotalaria, Showy
<i>Croton glandulosus</i>	Croton, Tropic
<i>Cucumis sativus</i>	Cucumber, Volunteer
<i>Eclipta prostrata</i>	Eclipta
<i>Setaria faberi</i>	Foxtail, Giant
<i>Setaria viridis</i>	Foxtail, Green
<i>Setaria pumila</i>	Foxtail, Yellow
<i>Eleusine indica</i>	Goosegrass
<i>Physalis angulata</i>	Groundcherry, Cutleaf
<i>Cannabis sativa</i>	Hemp
<i>Solanum carolinense</i>	Horsenettle
<i>Datura stramonium</i>	Jimsonweed
<i>Sorghum halepense</i>	Johnsongrass, Seedling
<i>Polygonum persicaria</i>	Ladysthumb
<i>Chenopodium album</i>	Lambsquarters, Common
<i>Caperonia castaneifolia</i>	Mexicanweed
<i>Sarcostemma cynanchoides</i>	Milkweed, Climbing
<i>Ampelamus albidus</i>	Milkweed, Honeyvine
<i>Ipomoea quamoclit</i>	Morningglory, Cypressvine
<i>Ipomoea hederacea</i> var. <i>integriuscula</i>	Entireleaf
<i>Ipomoea hederacea</i> var. <i>hederacea</i>	Ivyleaf
<i>Ipomoea turbinata</i>	Purple Moonflower
<i>Ipomoea coccinea</i>	Red (Scarlet)
<i>Jacquemontia tamnifolia</i>	Smallflower
<i>Ipomoea lacunosa</i>	Pitted (Small White)
<i>Ipomoea purpurea</i>	Tall (Common)
<i>Ipomoea wrightii</i>	Palmleaf (Willowleaf)
<i>Brassica kaber</i>	Mustard, Wild
<i>Solanum nigrum</i>	Nightshade, Black
<i>Cyperus esculentus</i>	Nutsedge, Yellow
<i>Panicum dichotomiflorum</i>	Panicum, Fall
<i>Panicum texanum</i>	Panicum, Texas
<i>Amaranthus retroflexus</i>	Pigweed, Redroot
<i>Amaranthus hybridus</i>	Pigweed, Smooth
<i>Euphorbia heterophylla</i>	Poinsettia, Wild
<i>Portulaca oleracea</i>	Purslane, Common
<i>Richardia scabra</i>	Pusley, Florida
<i>Ambrosia artemisiifolia</i>	Ragweed, Common
<i>Ambrosia trifida</i>	Ragweed, Giant
<i>Melochia corchorifolia</i>	Redweed
<i>Sesbania exaltata</i>	Sesbania, Hemp
<i>Cassia obtusifolia</i>	Sicklepod
<i>Sida spinosa</i>	Sida, Prickly
<i>Polygonum pensylvanicum</i>	Smartweed, Pennsylvania
<i>Cucumis melo</i>	Smellmelon
<i>Euphorbia humistrata</i>	Spurge, Prostrate
<i>Euphorbia maculata</i>	Spurge, Spotted
<i>Acanthospermum hispidum</i>	Starbur, Bristly
<i>Helianthus annuus</i>	Sunflower, Common
<i>Campsis radicans</i>	Trumpet creeper
<i>Abutilon theophrasti</i>	Velvetleaf
<i>Hibiscus trionum</i>	Venice Mallow
<i>Amaranthus rudis</i>	Waterhemp, Common
<i>Amaranthus tuberculatus</i>	Waterhemp, Tall
<i>Striga asiatica</i>	Witchweed
<i>Barbarea vulgaris</i>	Yellow Rocket

STORAGE AND DISPOSAL

Do not contaminate water, food, or feed by storage or disposal.

Prohibitions

Open dumping is prohibited. Do not reuse empty container.

Pesticide Storage

Store above 32°F in original containers only. If product solidifies, return to room temperature and agitate to reconstitute. Keep container closed when not in use. Do not store near food or feed. In case of spill or leak on floor or paved surfaces, soak up with sand, earth or synthetic absorbent. Remove to chemical waste area.

Pesticide Disposal

Pesticide wastes are toxic. Improper disposal of excess pesticide, spray mixture or rinsate is a violation of Federal law. If these wastes cannot be disposed of by use according to label instructions, contact your State Pesticide or Environmental Control Agency or the Hazardous Waste Representative at the nearest EPA Regional Office for guidance.

Container Handling [Less Than 5 Gallons]

Non-refillable container. Do not reuse or refill this container. Offer for recycling if available. Triple rinse container (or equivalent) promptly after emptying. Triple rinse as follows: Empty the remaining contents into application equipment or mix tank. Drain for 10 seconds after the flow begins to drip. Fill the container ¼ full with water and recap. Shake for 10 seconds. Pour rinsate into application equipment or mix tank or store rinsate for later use and disposal. Drain for 10 seconds after the flow begins to drip. Repeat this procedure two more times. Then offer for recycling if available or puncture and dispose of in a sanitary landfill, or by incineration or, if allowed by State and local authorities, by burning. If burned, stay out of smoke.

Container Handling [For Bulk and Mini-Bulk Containers]

Refillable container. Refill this container with pesticide only. Do not use this container for any other purpose. Cleaning the container before final disposal is the responsibility of the person disposing of the container. Cleaning before refilling is the responsibility of the person refilling. To clean container before final disposal, empty the remaining contents from this container into application equipment or mix tank. Fill the container about 10 percent full with water. Agitate vigorously or recirculate water with the pump for 2 minutes. Pour or pump rinsate into application equipment or rinsate collection system. Repeat this rinsing procedure two more times. Then offer for recycling if available or puncture and dispose of in a sanitary landfill, or by incineration, or by other procedures allowed by State and local authorities.

CONTAINER IS NOT SAFE FOR FOOD, FEED OR DRINKING WATER.

CONDITIONS OF SALE AND LIMITATION OF WARRANTY AND LIABILITY

NOTICE: BEFORE BUYING OR USING THIS PRODUCT, read the entire Directions for Use and Conditions of Sale and Limitation of Warranty and Liability. If the terms disclosed herein are not acceptable, return the unopened product immediately, the purchase price of the product will be refunded.

Follow the Directions for Use of this product carefully. It is not possible to eliminate all risks inherently associated with using this product. Detrimental, unintended consequences, such as crop injury or product ineffectiveness can result from product misuse improper application, unfavorable weather or crop conditions, the presence of other material that interferes with the effectiveness of this product, or other circumstances which are beyond Willowood, LLC's or Seller's control. To the extent consistent with applicable law, Buyer and User agree to hold Willowood, LLC and Seller harmless for any claims relating to any and all such factors.

Willowood, LLC warrants that this product conforms to the chemical description posted on the label and is reasonably fit for use as stated in the Directions for Use, notwithstanding the inherent risks referred to above, and when used in accordance with use directions under normal conditions. To the extent consistent with applicable law: (1) this warranty does not extend to the use of this product that is anyway contrary to the Directions for Use of this label or under conditions beyond Willowood, LLC's and Seller's control, and (2) Buyer and User assume all risk resulting from such use. TO THE EXTENT CONSISTENT WITH APPLICABLE LAW, WILLOWOOD, LLC MAKES NO WARRANTIES OF MERCHANTABILITY OR OF FITNESS FOR A PARTICULAR PURPOSE, NOR ANY OTHER EXPRESS OR IMPLIED WARRANTY, EXCEPT AS WARRANTED BY THIS LABEL. To the extent consistent with applicable law, in no event shall WILLOWOOD, LLC be liable for any incidental, consequential or special damages resulting from the use or handling of this product. TO THE EXTENT CONSISTENT WITH APPLICABLE LAW, THE EXCLUSIVE REMEDY OF THE USER OR BUYER, AND THE EXCLUSIVE LIABILITY OF WILLOWOOD, LLC AND SELLER FOR ANY AND ALL CLAIMS, LOSSES, INJURIES OR DAMAGES (INCLUDING CLAIMS BASED ON BREACH OF WARRANTY, CONTRACT, NEGLIGENCE, TORT, STRICT LIABILITY OR OTHERWISE) RESULTING FROM THE USE OR HANDLING OF THIS PRODUCT, SHALL BE THE RETURN OF THE PURCHASE PRICE OF THE PRODUCT OR, AT THE ELECTION OF WILLOWOOD, LLC OR SELLER, THE REPLACEMENT OF THE PRODUCT.

Willowood, LLC and Seller offer this product, and Buyer and User accept it, subject to the foregoing Conditions of Sale and Limitation of Warranty and Liability, which may not be modified except by written agreement signed by a duly authorized representative of Willowood, LLC.

Fusilade®, Fusion®, and Touchdown® are trademarks of the Syngenta Group Company.

Basagran®, Poast®, Poast Plus®, Pursuit®, Raptor®, and Scepter® are trademarks of BASF Ag Products.

Assure II®, Classic®, Harmony®, Synchrony® STS®, and Viton® are trademarks of E.I. DuPont de Nemours & Co., Inc.

Select® and Resource® are trademarks of Valent U.S.A. LLC.

Butyrac® is a trademark of Albaugh Inc.

Roundup® is a trademark of Monsanto Company.

FirstRate® and Glyphomax™ are trademarks of Dow Agro Sciences.

Ignite® is a trademark of Bayer CropScience.










[All trademarks are the property of their respective owners.]

[Farmers First is a trademark of Farmers Business Network, Inc.]

[<BRAND>™ or ® is a trademark of <TRADEMARK HOLDER>.]

{Note to Reviewer: The mention of the product name throughout this Master Label may be updated/replaced with the term “This product” on the Market Label.}

{Optional graphics to be used on any panel of final market label:}

[www.FBN.com] [Available at www.FBN.com] [844-200-FARM (3276)] [Farmers First]		{any color}  FARMERS BUSINESS NETWORK®
 FARMERS FIRST™		
 FARMERS SM BUSINESS NETWORK	 FBN™	 FBN <i>DIRECT</i> ™
 HERBICIDE [Herbicide]		