

87290-18

6/8/2011

10425



UNITED STATES ENVIRONMENTAL PROTECTION AGENCY
WASHINGTON, D.C. 20460

OFFICE OF CHEMICAL SAFETY
AND POLLUTION PREVENTION

JUN 8 2011

Cheryl Wagner
Willowood, LLC
c/o Wagner Regulatory Associates, Inc.
P.O. Box 640
Hockessin, DE 19707

Subject: Notification per PR Notice 98-10 – Minor Label Revision
Willowood Propanil 4 SC
EPA Reg. No. 87290-18
Application Dated – May 26, 2011

Dear Ms. Wagner:

The Agency is in receipt of your Application for Pesticide Notification under Pesticide Registration Notice (PRN) 98-10 for the subject product.

The Registration Division (RD) has conducted a review of this request for its applicability under PRN 98-10 and finds that the action requested falls within the scope of PRN 98-10. The label submitted with the application has been date-stamped "Notification" and will be placed in our records.

If you have any questions regarding this letter, please contact Maggie Rudick at (703) 347-0257 or rudick.maggie@epa.gov.

Sincerely,

A handwritten signature in black ink, appearing to read "Kable Bo Davis".

Kable Bo Davis, Product Manager 25
Herbicide Branch
Registration Division (7505P)

20125

United States Environmental Protection Agency Washington, DC 20460	Registration Amendment <input checked="" type="checkbox"/> Other	OPP Identifier Number
---	--	-----------------------

Application for Pesticide - Section I

1. Company/Product Number 87290-18	2. EPA Product Manager Kable Bo Davis	3. Proposed Classification <input checked="" type="checkbox"/> None Restricted
4. Company/Product (Name) Willowood, LLC/Willowood Propanil 4 SC	PM# 25	
5. Name and Address of Applicant (Include Zip Code) Willowood, LLC c/o Wagner Regulatory Associates, Inc. P.O. Box 640 Hockessin, DE 19707 <input type="checkbox"/> Check if this is a new address	6. Expedited Review. In accordance with FIFRA Section 3(c)(3) (b)(I), my product is similar or identical in composition and labeling to: EPA Reg. No. 70506-167 Product Name: Stam 4SC Herbicide	

Section - II

<input type="checkbox"/> Amendment - Explain below.	<input type="checkbox"/> Final printed labels in response to Agency letter dated _____	NOTIFICATION JUN - 8 2011
<input type="checkbox"/> Resubmission in response to Agency letter dated _____	<input type="checkbox"/> "Me Too" Application.	
<input checked="" type="checkbox"/> Notification - Explain below.	<input type="checkbox"/> Other - Explain below.	

Explanation: Use additional page(s) if necessary. (For Section I and Section II.) Minor Label change per PR Notice 98-10. This notification is consistent with the provisions of PR Notice 98-10 and EPA regulations at 40 CFR 152.46, and no other changes have been made to the labeling or the confidential statement of formula for this product. I understand that it is a violation of 18 U.S.C. Sec. 1001 to willfully make any false statement to EPA. I further understand that if this notification is not consistent with the terms of PR Notice 98-10 and 40 CFR 152.46, this product may be in violation of FIFRA and I may be subject to enforcement action and penalties under sections 12 and 14 of FIFRA.

Section - III

1. Material This Product Will Be Packaged In:

Child-Resistant Packaging <input type="checkbox"/> Yes* <input checked="" type="checkbox"/> No	Unit Packaging <input type="checkbox"/> Yes <input checked="" type="checkbox"/> No If "Yes" No. per Unit Packaging wgt. container	Water Soluble Packaging <input type="checkbox"/> Yes <input checked="" type="checkbox"/> No If "Yes" No. per Package wgt container	2. Type of Container <input type="checkbox"/> Metal <input type="checkbox"/> Plastic <input type="checkbox"/> Glass <input type="checkbox"/> Paper <input checked="" type="checkbox"/> Other (Specify) HDPE lined bags
--	---	--	---

*** Certification must be submitted**

3. Location of Net Contents Information <input checked="" type="checkbox"/> Label <input type="checkbox"/> Container	4. Size(s) Retail Container 2.5 gallons, 30 gallons, bulk	5. Location of Label Directions <input type="checkbox"/> On Label <input checked="" type="checkbox"/> On Labeling accompanying product
6. Manner in Which Label is Affixed to Product <input type="checkbox"/> Lithograph <input type="checkbox"/> Other _____ <input checked="" type="checkbox"/> Paper glued <input type="checkbox"/> Stenciled		

Section - IV

1. Contact Point (Complete items directly below for identification of individual to be contacted, if necessary, to process this application.)

Name Cheryl Wagner	Title Agent for Willowood, LLC	Telephone No. (Include Area Code) (302) 635-2289
-----------------------	-----------------------------------	---

Certification I certify that the statements I have made on this form and all attachments thereto are true, accurate and complete. I acknowledge that any knowingly false or misleading statement may be punishable by fine or imprisonment or both under applicable law.	6. Date Application Received (Stamped)
2. Signature 	3. Title Agent for Willowood, LLC
4. Typed Name Cheryl Wagner	5. Date May 26, 2011

30425

May 26, 2011

Document Processing Desk (NOTIF)
ATTN: Kable Bo Davis, PM Team 25
Registration Division
U.S. Environmental Protection Agency
Office of Pesticide Programs (7504P)
Room S-4900, One Potomac Yard
2777 South Crystal Drive
Arlington, Virginia 22202-4501



Wagner Regulatory Associates, Inc.
P.O. Box 640
7460 Lancaster Pike, Suite 9
Hockessin, Delaware 19707

Dear Mr. Davis,

**Subject: Willowood Propanil 4 SC, EPA Reg. No. 87290-18
Notification of typographical label change**

Wagner Regulatory Associates, Inc., as agent for Willowood, LLC (87290), is submitting the enclosed Notification for the above referenced product. The sentence "Avoid drift or accidental application from turning aircraft on beans, cotton, soybeans, corn, safflower, seedling legumes, vegetables, orchards, vineyards, gardens, shrubs and ornamentals" has been modified to include the word "beans" at California Department of Pesticide Regulation's request. This sentence can be found on Pages 10 and 15 of the attached label. The word "beans" is highlighted for your convenience.

In support of this request, the following documents are enclosed:

- Letter from Willowood LLC appointing Wagner Regulatory Associates, Inc. as its agent
- Application for Pesticide Registration (8570-1)
- A copy of the revised label with the change highlighted for convenience
- A copy of email correspondence providing your authorization to submit this change via notification

If you have any questions about this submission please contact the undersigned at Cheryl@wagnerreg.com or (302) 635-7289.

Respectfully submitted,

Cheryl Wagner
Agent for Willowood, LLC

Enclosures

Handwritten notes and markings at the bottom right of the page, including several sets of small circles and lines.

40925

EPA Approved Label

NOTIFICATION

JUN - 8 2011

Willowood Propanil 4 SC

Herbicide

For Postemergence Weed Control in Rice

Active Ingredient:

Propanil: 3', 4'-Dichloropropionanilide.....	41.4%
Other Ingredients:	58.6%
TOTAL:	100.00%

This product contains 4 lb. of active ingredient per gallon.

EPA Reg. No. 87290-18

EPA Est. No. 37429-GA-001; 70815-GA-002


Net Contents: 30 gal.

KEEP OUT OF REACH OF CHILDREN

CAUTION

First Aid	
If inhaled:	<ul style="list-style-type: none"> • Move person to fresh air. • If person is not breathing, call 911 or an ambulance, then give artificial respiration, preferable mouth-to-mouth, if possible. • Call a poison control center or doctor for further treatment advice.
If on skin or clothing:	<ul style="list-style-type: none"> • Take off contaminated clothing. • Rinse skin immediately with plenty of water for 15-20 minutes. • Call a poison control center or doctor for treatment advice.
If in eyes:	<ul style="list-style-type: none"> • Hold eye open and rinse slowly and gently with water for 15-20 minutes. • Remove contact lenses, if present, after the first 5 minutes, then continue rinsing eye. • Call a poison control center or doctor for treatment advice.
If swallowed:	<ul style="list-style-type: none"> • Call a poison control center or doctor immediately for treatment advice. • Have person sip a glass of water if able to swallow. • Do not induce vomiting unless told to do so by a poison control center or doctor. • Do not give anything by mouth to an unconscious person.
<p>Have the product container or label with you when calling a poison control center or doctor, or going for treatment.</p>	

Manufactured for:
 Willowood LLC
 1600 NW Garden Valley Blvd. Suite 130
 Roseburg, OR 97471



Precautionary Statements Hazards to Humans and Domestic Animals

Caution. Avoid contact with skin, eyes, or clothing. Avoid breathing vapor or spray mist. Wash thoroughly with soap and water after handling. Remove contaminated clothing and wash before reuse.

Personal Protective Equipment (PPE)

Some materials that are chemical-resistant to this product are natural rubber ≥ 14 mils. For more information, follow instructions in Supplement Three of PR Notice 93-7. If you want more options, follow the instructions for category A on an EPA chemical category selection chart.

Mixers, loaders, and other handlers cleaning up spills or equipment or otherwise exposed to the concentrate and handlers removing an unrinsed probe must wear:

- Coveralls over long-sleeve shirt and long pants,
- Chemical-resistant gloves made of any waterproof materials,
- Chemical-resistant footwear plus socks,
- Chemical-resistant headgear, if overhead exposure, and
- Chemical resistant apron, when mixing and loading.
- Protective eyewear if the system operates under pressure.

Pilots and handlers removing a triple rinsed probe must wear:

- Long-sleeved shirt and long pants,
- Shoes plus socks, and
- Chemical-resistant gloves made of any waterproof material such as butyl rubber, nitrile rubber, or neoprene rubber (all >14 mils)

See Engineering Controls for additional requirements and options.

User Safety Requirements

Follow manufacturer's instructions for cleaning/maintaining PPE. If no such instructions for washables exist, use detergent and hot water. Keep and wash PPE separately from other laundry. Discard clothing or other absorbent materials that have been drenched or heavily contaminated with this product's concentrate. Do not reuse them.

Engineering Controls:

Mixers and loaders must either:

- (1) use a closed system that meets the requirements listed in the Worker Protection Standard (WPS) for dermal protection of agricultural pesticides [40 CFR 170.240(d)(4)], OR
- (2) Use the probe system described below:

PROBE SYSTEM

Specific requirements for use of the probe closed mixing/loading system: Remove plug from bung of drum containing this product only when drum is sitting on the ground or on a secure level platform, with the bung end of the drum pointed up. Do not pour this product from its drum. Transfer product from the drum to the mixing tank by use of suction hose connected at one end to the suction pump on the mixing tank and connected at the other end to a probe (dip tube) that is inserted through the bung opening into the drum. Do not handle the probe or bung in a manner that allows dripping or splattering of the product onto yourself or any other person. Do not touch the portion of the probe that has been in contact with this product until after the probe has been triple rinsed with water. If all of the product is removed from the drum, then triple rinse the probe while it remains inside the drum.

UN-RINSED PROBES

If an un-rinsed probe must be removed from the drum, then use an anti-drip flange, and immediately transfer the probe into a container of rinse water. The anti-drip flange must be designed to remove excess propanil product from the probe as it is extracted from the drum. Take the following steps if the probe must be disconnected from the suction hose before both the probe and the hose have been triple rinsed:

- (1) Equip the probe end of the hose with a shut off valve,
- (2) Install a dry break coupling between the valve and the probe,
- (3) Close the shut-off valve before disconnecting the probe.

ALL TRANSFER SYSTEMS

In addition, mixers and loaders using all systems must: wear the personal protective equipment required in the PPE section of this labeling for mixers and loaders, wear protective eyewear, if the system operates under pressure, and when using a system that meets the requirements in the WPS as a closed system or using a probe system when the probe is not removed, chemical-resistant footwear must be provided, be immediately available, and be used in an emergency, such as a broken package, spill, or equipment breakdown.

All systems must be capable of removing the pesticide from the shipping container and transferring it into mixing tanks and/or application equipment. At any disconnect point, the system must be equipped with a dry disconnect or dry couple shut-off device that is warranted by the manufacturer to minimize drippage.

Flaggers: Human flagging is prohibited. Flagging to support aerial application is limited to use of the Global Positioning System (GPS) or mechanical flaggers.

Enclosed Cabs for Aerial Applicators: Pilots must use an enclosed cockpit that meets the requirements listed in the Worker Protection Standard (WPS) for agricultural pesticides [40 CFR 170.240(d)(6)].

User Safety Recommendations

Users should:

- Wash hands before eating, drinking, chewing gum, using tobacco or using the toilet.
- Remove clothing/PPE immediately if pesticide gets inside. Then wash thoroughly and put on clean clothing.
- Remove PPE immediately after handling this product. Wash the outside of gloves before removing. As soon as possible, wash thoroughly and change into clean clothing.

Environmental Hazards

This pesticide is toxic to fish and aquatic invertebrates. Do not apply directly to water except as specified on this label. Do not contaminate water when cleaning equipment or disposing of equipment washwaters or rinsate.

This chemical has properties and characteristics associated with chemicals detected in groundwater. The use of this chemical prior to flooding may result in shallow groundwater contamination due to cracks in the subsoil of the rice paddy.

This product may contaminate water through runoff following rainfall events and by seepage through levees. Runoff of this product will be reduced by avoiding application when rainfall is forecasted to occur within 48 hours. Levees should be constructed with adequate time prior to chemical application so that they are compacted to reduce seepage and to hold a 3 to 6 inch flood

Notice: Read the entire label. Use only according to label directions. Before using this product, read Warranty Disclaimer, Inherent Risks of Use, and Limitation of Remedies elsewhere on the label. If terms are unacceptable, return at once unopened.

Directions for Use

It is a violation of Federal law to use this product in a manner inconsistent with its labeling.

Read all Directions for Use carefully before applying.

Do not apply this product in a way that will contact workers or other persons, either directly or through drift. Only protected handlers may be in the area during application. For any requirements specific to your state or tribe, consult the agency responsible for pesticide regulation.

80425

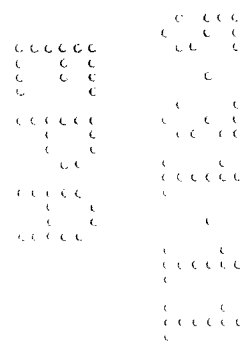
Agricultural Use Requirements

Use this product only in accordance with its labeling and with the Worker Protection Standard, 40 CFR part 170. This Standard contains requirements for the protection of agricultural workers on farms, forests, nurseries, and greenhouses, and handlers of agricultural pesticides. It contains requirements for training, decontamination, notification, and emergency assistance. It also contains specific instructions and exceptions pertaining to the statements on this label about personal protective equipment (PPE) and restricted-entry interval. The requirements in this box only apply to uses of this product that are covered by the Worker Protection Standard.

Do not enter or allow worker entry into treated areas during the restricted entry interval (REI) of 24 hours.

PPE required for early entry to treated areas that is permitted under the Worker Protection Standard and that involves contact with anything that has been treated, such as plants, soil or water, is:

- Coveralls over long-sleeve shirt and long pants
- Chemical-resistant gloves made of any waterproof materials,
- Chemical-resistant footwear plus socks,
- Protective eyewear



Storage and Disposal

Do not contaminate water, food, or feed by storage or disposal.

Pesticide Storage: Ground all metal containers when transferring product. Protect from freezing. If stored below 32F and crystals form, warm to 72F for 24 hours, periodically shaking or rolling container to reconstitute.

Pesticide Disposal: Pesticide wastes are toxic. Improper disposal of excess pesticide, spray mixture or rinsate is a violation of Federal Law. Wastes resulting from the use of this product must be disposed of on site or at an approved waste disposal facility. If these wastes cannot be disposed of by use according to label instructions, contact your State Pesticide or Environmental Control Agency, or the Hazardous Waste representative at the nearest EPA region office for guidance.

Container Handling: NONREFILLABLE CONTAINER (EQUAL TO OR LESS THAN 5 GALLONS): Do not reuse or refill this container. Triple rinse container (or equivalent) promptly after emptying. Triple rinse as follows: Empty the remaining contents into application equipment or a mix tank and drain for 10 seconds after the flow begins to drip. Fill the container $\frac{1}{4}$ full with water and recap. Shake for 10 seconds. Pour rinsate into application equipment or a mix tank or store rinsate for later use or disposal. Drain for 10 seconds after the flow begins to drip. Repeat this procedure two more times. Offer for recycling, if available.

NONREFILLABLE CONTAINER (GREATER THAN 5 GALLONS): Do not reuse or refill this container. Triple rinse container (or equivalent) promptly after emptying. Triple rinse as follows: Empty the remaining contents into application equipment or a mix tank. Fill the container $\frac{1}{4}$ full with water. Replace and tighten closures. Tip container on its side and roll it back and forth, ensuring at least one complete revolution, for 30 seconds. Stand the container on its end and tip it back and forth several times. Turn the container over onto its other end and tip it back and forth several times. Empty the rinsate into application equipment or a mix tank or store rinsate for later use or disposal. Repeat this procedure two more times. Offer for recycling, if available.

REFILLABLE CONTAINER: Refill this container with pesticide only. Do not reuse this container for any other purpose. Cleaning the container before final disposal is the responsibility of the person disposing of the container. Cleaning before refilling is the responsibility of the refiller. To clean the container before final disposal, empty the remaining contents from this container into application equipment or mix tank. Fill the container about 10 percent full with water. Agitate vigorously or recirculate water with the pump for 2 minutes. Pour or pump rinsate into application equipment or rinsate collection system. Repeat this rinsing procedure two more times.

Product Information

Willowood Propanil 4 SC for postemergence weed control in rice is formulated as a suspension concentrate containing 4 lb active ingredient per gallon. Willowood Propanil 4 SC is not a hormone-type herbicide, but kills susceptible weeds by direct contact action. For this reason, thorough coverage of emerged weeds is essential for best results. Willowood Propanil 4 SC has no preemergence or residual herbicidal activity. Only weeds that have emerged and are exposed at time of application will be controlled. Apply Willowood Propanil 4 SC only to fields that have been drained of floodwater. Willowood Propanil 4 SC is most effective if applied when susceptible grasses and broadleaf weeds are small and growing actively under favorable soil moisture and weather conditions. Early weed control removes weed competition from the rice crop, saves moisture, and generally contributes to increased yields.

Read Mixing and Equipment label instructions before application. When tank mixing, always read all individual manufacturers' labels. In interpreting all labels for the tank mixture, the most restrictive situations must apply.

Chemigation: Do not apply this product through any type of irrigation system

SPRAY DRIFT MANAGEMENT


Avoiding spray drift at the application site is the responsibility of the applicator and the grower. The interaction of many equipment and weather related factors determine the potential for spray drift. The applicator and the grower are responsible for considering all these factors when making decisions.

The following drift management requirements must be followed to avoid off-target drift movement from aerial applications to agricultural field crops.

1. The distance of the outer most operating nozzles on the boom must not exceed 3/4 the length of the wingspan or 90% of the rotor blade diameter.
2. Nozzles must always point backward parallel with the air stream and never be pointed downwards more than 45 degrees.

Where states have more stringent regulations, they should be followed.

The applicator should be familiar with and take into account the information covered in the following Aerial Drift Reduction Advisory.



Aerial Drift Reduction Advisory

Information on Droplet Size: The most effective way to reduce drift potential is to apply large droplets. The best drift management strategy is to apply the largest droplets that provide sufficient coverage and control. Applying larger droplets reduces drift potential, but will not prevent drift if applications are made improperly, or under unfavorable environmental conditions (see Wind, Temperature and Humidity, and Temperature Inversions).

Controlling Droplet Size:

- **Volume** - Use high flow rate nozzles to apply the highest practical spray volume. Nozzles with higher rated flows produce larger droplets.
- **Pressure** - Use the lower spray pressures recommended for the nozzle. Higher pressure reduces droplet size and does not improve canopy penetration. When higher flow rates are needed, use higher flow rate nozzles instead of increasing pressure.
- **Number of Nozzles** - Use the minimum number of nozzles that provide uniform coverage.
- **Nozzle Orientation** - Orienting nozzles so that the spray is released parallel to the airstream produces larger droplets than other orientations and is the recommended practice. Significant deflection from horizontal will reduce droplet size and increase drift potential.
- **Nozzle Type** - Use a nozzle type that is designed for the intended application. With most nozzle types, narrower spray angles produce larger droplets. Consider using low-drift nozzles. Solid stream nozzles oriented straight back produce the largest droplets and the lowest drift.

Application Height: Applications should not be made at a height greater than 10 feet above the top of the largest plants unless a greater height is required for aircraft safety. Making applications at the lowest height that is safe reduces exposure of droplets to evaporation and wind.

Swath Adjustment: When applications are made with a cross wind, the swath will be displaced downwind. Therefore, on the up and downwind edges of the field, the applicator must compensate for this displacement by adjusting the path of the aircraft upwind. Swath adjustment distance should increase with increasing drift potential (higher wind, smaller drops, etc.).

Wind: Drift potential is lowest between wind speeds of 2-10 mph. However, many factors, including droplet size and equipment type, determine drift potential at any given speed. Application should be avoided below 2 mph due to variable wind direction and high inversion potential. **Note:** Local terrain can influence wind patterns. Every applicator should be familiar with local wind patterns and how they affect spray drift.

120425

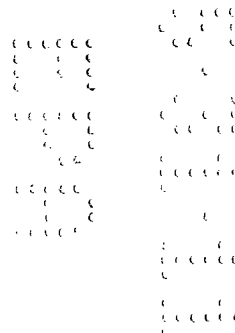
Temperature and Humidity: When making applications in low relative humidity, set up equipment to produce larger droplets to compensate for evaporation. Droplet evaporation is most severe when conditions are both hot and dry.

Temperature Inversions: Applications should not occur during a local, low level temperature inversion because drift potential is high. Temperature inversions restrict vertical air mixing, which causes small suspended droplets to remain in a concentrated cloud. This cloud can move in unpredictable directions due to the light variable winds common during inversions. Temperature inversions are characterized by increasing temperature with altitude and are common on nights with limited cloud cover and light to no wind. They begin to form as the sun sets and often continue into the morning. Their presence can be indicated by ground fog; however, if fog is not present, inversions can also be identified by the movement of the smoke from a ground source or an aircraft smoke generator. Smoke that layers and moves laterally in a concentrated cloud (under low wind conditions) indicates an inversion, while smoke that moves upward and rapidly dissipates indicates good vertical air mixing.

Sensitive Areas: The pesticide should only be applied when the potential for drift to adjacent sensitive areas (e.g., residential areas, bodies of water, known habitat for threatened or endangered species, non-target crops) is minimal (e.g., when wind is blowing away from the sensitive areas).

Spray Drift Restrictions for All States

- Apply only when the wind speed is less than or equal to 10 mph at the application site.
- Apply as a medium or coarser spray (ASAE standard 572).
- For ground applications, apply using a nozzle height of no more than 4 feet above the ground or crop canopy.
- For aerial applications, do not apply by air if drift can occur to sensitive nontarget crops or plants that are within 100 feet of the application site. Do not release spray at a height greater than 10 feet above the ground or crop canopy. The boom length must not exceed 75% of the wingspan or 90% of the rotor blade diameter. Do not make any type of application into temperature inversions.



130#25

For Use on Rice Grown in California Only

Restrictions

- **Preharvest Interval:** Do not apply this product within 60 days of rice harvest.
- **Chemigation:** Do not apply this product through any type of irrigation system.
- **Do not** apply more than a maximum of 6 quarts of Willowood Propanil 4 SC (6 lb active ingredient) per acre in a single application or exceed 8 quarts of Willowood Propanil 4 SC (8 lb of active ingredient) per acre total dosage per season.
- **In California:** Use Willowood Propanil 4 SC only where rice fields are completely drained or a minimal amount of water remains. If high water level is desired, re-flood field after 12 hours and before 7 days after treatment. This will discourage new weed infestations.
- **Do not** apply this product to any crop other than rice. Willowood Propanil 4 SC will cause injury to most crops except cereal grains and perennial grasses.
- **Do not** apply this product (directly or indirectly) to wild rice (*Zizania* spp.).
- Avoid drift or accidental application from turning aircraft on beans, cotton, soybeans, corn, safflower, seedling legumes, vegetables, orchards, vineyards, gardens, shrubs and ornamentals. Once applied, Willowood Propanil 4 SC does not release fumes hazardous to nearby crops.
- **Do not** apply to fields nor drain water from treated fields into areas where commercial catfish or crayfish (crawfish) farming is practiced.
- **Do not** graze treated fields or feed treated forage within 60 days of the last application.
- **Do not** rotate treated land to other crops or transplant to crops other than rice for 60 days following treatment of this product.
- **Do not** apply this product within 14 days before or after carbamate or organophosphate insecticide applications. Otherwise, serious injuries to rice may occur.
- Water drained from treated rice fields must not be used to irrigate other crops or released within 1/2 mile upstream of a potable water intake in flowing water (e.g. river, stream, etc,) or within 1/2 mile of a potable water intake in a standing body of water, such as a lake, pond, or reservoir.
- **Do not** apply when weather conditions favor drift from area to be treated.

Emergency Release Provisions

Do not discharge water from treated rice paddies in California following treatment, unless excessive rainfall completely submerges the rice crop and forces premature release, for:

- 7 days in dry seeded rice in California
- 7 days for water-seeded rice in California

Weeds Controlled

Annual sedges	<i>Cyperus spp.</i>
Barnyardgrass ^a	<i>Echinochloa crus-galli</i>
Crabgrass	<i>Digitaria spp.</i>
Early watergrass ^{a,b}	<i>Echinochloa oryzoides</i>
Junglerice ^a	<i>E. colonum</i>
Late watergrass ^{a,b}	<i>Echinochloa phyllopogon</i>
Ricefield bullrush	<i>Scirpus mucronatus</i>
Rice flatsedge	<i>Cyperus iria</i>
Smallflower umbrella plant	<i>Cyperus difformis</i>

^a In isolated instances, biotypes of barnyardgrass/watergrass may develop that cannot be effectively controlled by propanil alone. Where these biotypes are known or suspected to be present, and are found in a mixed weed population in which Willowood Propanil 4 SC is effective, tank mix Willowood Propanil 4 SC at labeled rate with other rice herbicides that are recommended for control of barnyardgrass/watergrass (up to the 3 leaf stage).

^b Applications to early and late watergrass made past the 4 leaf stage will result in partial control.

Timing and Dosage Recommendations

Early Timing and Rates

Apply Willowood Propanil 4 SC when a satisfactory stand of rice has been established that will tolerate flooding. The amount of Willowood Propanil 4 SC to apply depends upon the growth stage and condition of the target weeds. Willowood Propanil 4 SC is most effective if applied when susceptible grasses and broadleaf weeds are small and actively growing under favorable soil moisture and weather conditions. Use a higher rate in the recommended rate range for heavy weed infestations, weeds in advanced stages of growth, or when growing conditions are less than optimum. Emergency treatments made to weeds in advanced growth stages, such as when grass weeds are tillering, must occur at least 60 days before harvest.

For best results, apply Willowood Propanil 4 SC at the rate of 3 to 4 quarts (3 to 4 lb active ingredient) per acre when the grasses are actively growing in the 1 to early 4 leaf stage. This rate will also control many seedling broadleaf and aquatic weeds. Generally, this will be 15 to 25 days after planting. In order to insure satisfactory weed control, do not apply less than 3 quarts of Willowood Propanil 4 SC per acre in a single spray application.

Mid-Timing and Rates

Willowood Propanil 4 SC can be applied at the rate of 4 to 6 quarts (4 to 6 lb active ingredient) per acre to actively growing grasses in the 4 to 6 leaf and early tillering

stage, or when they are in the 2 to 4 leaf stage but stressed under dry soil conditions. Generally, this will be 20 to 30 days after planting.

Use of Surfactants: The addition of a crop oil concentrate at 1 to 2 pints per acre, or other 80% active nonionic surfactant at a rate of 1 to 2 pints per 100 gallons of spray mixture, is recommended.

Rescue Timing and Rates

Apply Willowood Propanil 4 SC at the rate of 5 to 6 quarts (5 to 6 lb active ingredient) in 15 gallons of spray per acre for emergency control of older tillering grass. Generally, this will be 30 to 40 days after planting. If the field is already flooded, the water should be lowered or drained before spraying to expose more of the grass and weeds. Emergency treatment should be considered as a salvage operation only and cannot be relied upon for total control of grass and weeds.

Mixing Directions

Willowood Propanil 4 SC will disperse more quickly if water temperature is 50°F or warmer. Use only clean water for spraying. With the pump and agitator running, slowly add the recommended amount of Willowood Propanil 4 SC into a partially filled mix tank. The jet or tank agitators must be positioned to create a rippling or rolling action on the liquid surface and to provide complete agitation at the bottom of the tank, preventing dead spots where the material can accumulate. A centrifugal pump is suggested to provide additional propeller shear action for dispersing and mixing this product. To avoid foaming, keep filling and bypass lines below the liquid surface. Willowood Propanil 4 SC must be completely dispersed and mixed prior to application.

If a tank mixture is to be applied, always conduct a compatibility test prior to use by mixing proportional amounts of all spray ingredients in a test vessel (jar). The order of addition to water should be dry flowables or wettable powders first, flowables second, liquid formulations third, and crop oil concentrate last. Allow for each material to go into solution prior to the addition of the next material. Shake *the* mixture vigorously and allow it to stand for fifteen minutes. Rapid precipitation of the ingredients and failure to re-suspend when shaken indicates that the mixture is incompatible and should not be applied.

As each material is added to the spray mixture, always allow for complete mixing before adding the next ingredient. Add crop oil concentrate last and continue agitation while filling the mixing tank to the desired spray volume.

Do not add Willowood Propanil 4 SC directly to the spray tank of aircraft. Once properly dispersed in mix tank, pump spray mixture to aircraft spray tank (include rinsate from mix tank). To ensure uniformity of sprays, maintain good agitation throughout application.

Application Equipment

Aircraft

Fixed wing aircraft or helicopters should have well-designed spray systems that produce a uniform pattern of medium-fine spray droplets. Apply Willowood Propanil 4 SC in no less than 10 gallons of total spray per acre with boom-nozzle sprayers. Increase volume to 12 to 15 gallons per acre for larger or denser stands of grass or during periods of low humidity.

The optimum effective spray swath width depends on operating conditions and type of aircraft being used. For uniform spray coverage with fixed-wing aircraft or helicopter, spray swath width should not exceed the width of wing span or rotor plus 10%. Measure the swaths accurately for flagging.


Ground Sprayers

Use standard low-pressure herbicide boom sprayers equipped with flat fan nozzles. Use nozzle sizes that deliver a medium-fine droplet in 15 to 20 gallons total spray per acre at 40 to 50 psi and at ground speeds not in excess of 3 to 4 mph. Adjust boom height so nozzle spray patterns meet uniformity. Avoid raising boom too high.

Flush all equipment with clear water after each day's use. Clean all equipment, including nurse tanks, used for Willowood Propanil 4 SC, with detergent wash followed by a water rinse, **before and after** spraying other pesticides or other crops.

Crop Tolerance and Growing Conditions

All leading commercial varieties of rice are exceptionally tolerant to Willowood Propanil 4 SC. A temporary yellowing or tip burn of rice may be noted after treatment, but new growth is normal. Severe leaf burn and partial killing of rice may occur if the product is applied when rice is under stress and in a weakened growth condition due to disease or insect infestations, excessive soil salts, overwatering, or prolonged drought and extremely hot weather. Growers are cautioned not to spray under such conditions and/or when maximum daily temperatures have been or are expected to exceed 100°F.



Effect of Climatic Conditions and Cultural Practices on Weed Control

Field and Seedbed Preparation

Fields should be accurately leveled and contoured and have well-prepared seedbeds free of clods. Such conditions encourage uniform and rapid emergence of rice, grass and broadleaf weeds, allowing more accurate timing and coverage of Willowood Propanil 4 SC sprays for optimum weed control.

Water Management

Before application of Willowood Propanil 4 SC, drained or dry planted fields should be flushed as often as necessary to prevent drying and crusting. Flushing encourages uniform emergence and vigorous growth of grass, broadleaf weeds and rice, which is essential for optimum weed control. Flushing of fields should occur when weeds and rice are actively growing at time of treatment. Make sure the field is drained prior to treatment so that grasses and broadleaf weeds are fully exposed. Weeds that are partially submerged in standing water at time of application will not be satisfactorily controlled.

Treated fields should be flooded before a second infestation of grass develops. To prevent additional grass weed seed from germinating, rice fields should be flooded within 24 hours after spraying, or as soon as possible after 24 hours.

Temperature

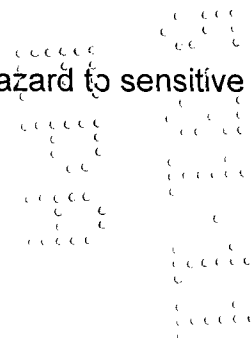
The temperature a few days before and after applying Willowood Propanil 4 SC has an important effect on the weed-killing activity. The activity increases as daily maximum temperatures increase above 75°F and decreases as the daily maximum temperatures decline below 75°F. Do not apply Willowood Propanil 4 SC when maximum temperatures have been or are expected to stay below 65°F or exceed 100°F. Less than optimum temperature at time of application is not critical so long as the temperature exceeds 75°F during the day.

Relative Humidity and Rain

Grasses and weeds are more responsive to Willowood Propanil 4 SC during periods of high humidity when the foliage is moist or covered by dew. When the humidity is very low, spray tends to evaporate before reaching weed foliage. For best results under low relative humidity conditions, increase spray volume to 12 to 15 gallons per acre. **Do not** spray if rain is expected within 8 hours to avoid loss of deposited spray and herbicide adsorption by the weeds.

Wind

Do not apply when the wind speed exceeds 10 mph to avoid drift hazard to sensitive crops and the possibility of uneven (streaked) applications.



Compatibility With Other Chemicals

Tank mix applications of Willowood Propanil 4 SC with other herbicides, insecticides, spray adjuvants, or liquid fertilizers may reduce crop tolerance and/or weed control or impair mixing properties. Use of these products in tank mix applications with Willowood Propanil 4 SC is done at the user's risk.

Liquid Fertilizer: Premixing this product in a ratio of 1 part Willowood Propanil 4 SC to 2 parts water is recommended prior to mixing with liquid fertilizer.

Adverse Reaction to Insecticides

Rice plants may be severely injured or killed if Willowood Propanil 4 SC is applied in tank mix combinations or sequentially before or after certain insecticides. Do not combine Willowood Propanil 4 SC with carbamate insecticides such as carbaryl, etc., or organophosphorus insecticides (such as malathion and methyl parathion, etc). Do not apply any of the carbamate or organophosphorus insecticides to rice fields within 14 days before or after Willowood Propanil 4 SC. Do not use carbamate or systemic organophosphorus insecticides on rice fields to be treated with Willowood Propanil 4 SC.

Do not apply Willowood Propanil 4 SC to rice fields planted with rice seed treated with bird repellents containing methiocarb. Consult local Extension specialist for current recommendations of approved insecticides on rice

For Use on Rice Grown in Southern United States Only Arkansas, Louisiana, Mississippi, Missouri, Texas

Restrictions

- **Preharvest Interval:** Do not apply this product within 60 days of rice harvest.
- **Chemigation:** Do not apply this product through any type of irrigation system.
- **Do not** apply more than a maximum of 6 quarts of Willowood Propanil 4 SC (6 lb active ingredient) per acre in a single application or exceed 8 quarts of Willowood Propanil 4 SC (8 lb of active ingredient) per acre total dosage per season.
- **Do not** plant or transplant crops in the treated area for at least 60 days following application.
- **Do not** apply this product to any crop other than rice. Willowood Propanil 4 SC will cause injury to most crops except cereal grains and perennial grasses.
- **Do not** apply this product (directly or indirectly) to wild rice (*Zizania* spp.).
- Avoid drift or accidental application from turning aircraft on beans, cotton, soybeans, corn, safflower, seedling legumes, vegetables, orchards, vineyards, gardens, shrubs and ornamentals. Once applied, Willowood

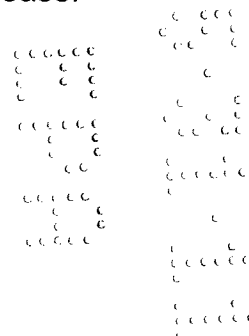
Propanil 4 SC does not release fumes hazardous to nearby crops.

- **Do not** apply to fields nor drain water from treated fields into areas where commercial catfish or crayfish (crawfish) farming is practiced.
- **Do not** graze treated fields or feed treated forage within 60 days of the last application.
- **Do not** rotate treated land to other crops or transplant to crops other than rice for 60 days following treatment of this product.
- **Do not** apply this product within 14 days before or after carbamate or organophosphate insecticide applications. Otherwise, serious injuries to rice may occur.
- Water drained from treated rice fields must not be used to irrigate other crops or released within ½ mile upstream of a potable water intake in flowing water (e.g. river, stream, etc.) or within ½ mile of a potable water intake in a standing body of water, such as a lake, pond, or reservoir.
- **Do not** apply when weather conditions favor drift from area to be treated.

Emergency Release Provisions

Water holding (discharge) intervals for flood water from treated rice paddies following treatment in the southern United States (AR, LA, MS, MO, and TX):

- For delayed flood (water-seeded) rice grown south of Interstate Highway 10 from the Texas/Louisiana border to Houston and east of State Highway 35 from Houston to Port Lavaca- Flood water must be held for 10 days after application, unless excessive rainfall completely submerges the rice crop and forces premature release. For Texas rice grown in areas north or west of these boundaries, the water holding interval will be 7 days.
- For delayed flood (water-seeded) rice in the southern Louisiana south of Highway 14 – Flood water must be held for 15 days after propanil application, unless excessive rainfall completely submerges the rice crop and forces premature release. For delayed flood (water-seeded) rice in Louisiana, north of the Highway 14 boundary, the water holding interval is 7 days.
- For rice in all other parts of the southern United States not mentioned above – Flood water must be held for 7 days after application unless excessive rainfall completely submerges the rice crop and forces premature release.



Weeds Controlled

Willowood Propanil 4 SC provides selective postemergence control of the following weeds in rice:

Annual sedges	<i>Cyperus spp.</i>
Barnyardgrass ^a	<i>Echinochloa crus-galli</i>
Beakrush (spearhead)	<i>Rhynchospora corniculata</i>
Broadleaf signalgrass	<i>Bracharia platyphytia</i>
Crabgrass	<i>Digitaria spp.</i>
Curly dock	<i>Rumex crispus</i>
Foxtail	<i>Setaria spp.</i>
Goosegrass	<i>Eleusine indica</i>
Gulf cockspur	<i>Echinochloa crus-pavonis</i>
Hemp sesbania (coffeebean)	<i>Sesbania herbacea</i>
Hoorahgrass	<i>Fimbristylis miliaceae</i>
Junglerice ^a	<i>E. colonum</i>
Mexicanweed	<i>Caperonia castanaefolia</i>
Paragrass	<i>Panicum purpurascens</i>
Redroot pigweed	<i>Amaranthus retroflexus.</i>
Redweed	<i>Melochia corchorifolia</i>
Rice flatsedge	<i>Cyperus iria</i>
Smallflower umbrella plant	<i>Cyperus difformis</i>
Spikerush (wiregrass)	<i>Eleocharis spp.</i>
Texas panicum	<i>Panicum texanum</i>
Watergrass ^a	<i>Echinochloa spp.</i>
Woolly croton	<i>Croton spp.</i>

^a In isolated instances, biotypes of barnyardgrass/watergrass may develop that cannot be effectively controlled by propanil alone. Where these biotypes are known or suspected to be present, and are found in a mixed weed population in which Willowood Propanil 4 SC is effective, tank mix Willowood Propanil 4 SC at labeled rate with other rice herbicides that are recommended for control of barnyardgrass/watergrass (up to the 3 leaf stage).

Timing and Dosage Recommendations

Early Timing and Rates

Apply Willowood Propanil 4 SC when a satisfactory stand of rice has been established that will tolerate flooding. The amount of Willowood Propanil 4 SC to apply depends upon the growth stage and condition of the target weeds. Willowood Propanil 4 SC is most effective if applied when susceptible grasses and broadleaf weeds are small and actively growing under favorable soil moisture and weather conditions. Use a higher rate in the recommended rate range for heavy weed infestations, weeds in advanced stages of growth, or when growing conditions are less than optimum. Emergency treatments made to weeds in advanced growth stages, such as when grass weeds are tillering, must occur at least 60 days before harvest.

21 of 25

For best results, apply Willowood Propanil 4 SC at the rate of 3 to 4 quarts (3 to 4 lb active ingredient) per acre when the grasses are actively growing in the 1 to early 4 leaf stage. This rate will also control many seedling broadleaf and aquatic weeds. Generally, this will be 15 to 25 days after planting.

Mid-Timing and Rates

Willowood Propanil 4 SC can be applied at the rate of 4 to 6 quarts (4 to 6 lb active ingredient) per acre to actively growing grasses in the 4 to 6 leaf and early tillering stage, or when they are in the 2 to 4 leaf stage but stressed under dry soil conditions. Generally, this will be 20 to 30 days after planting.

Use of Surfactants: The addition of a crop oil concentrate at 1 to 2 pints per acre, or other 80% active nonionic surfactant at a rate of 1 to 2 pints per 100 gallons of spray mixture, is recommended.

Rescue Timing and Rates

Apply Willowood Propanil 4 SC at the rate of 5 to 6 quarts (5 to 6 lb active ingredient) in 15 gallons of spray per acre for emergency control of older tillering grass. Generally, this will be 30 to 40 days after planting. If the field is already flooded, the water should be lowered or drained before spraying to expose more of the grass and weeds. Emergency treatment should be considered as a salvage operation only and cannot be relied upon for total control of grass and weeds.

Mixing Directions

Willowood Propanil 4 SC will disperse more quickly if water temperature is 50°F or warmer. Use only clean water for spraying. With the pump and agitator running, slowly add the recommended amount of Willowood Propanil 4 SC into a partially filled mix tank. The jet or tank agitators must be positioned to create a rippling or rolling action on the liquid surface and to provide complete agitation at the bottom of the tank, preventing dead spots where the material can accumulate. A centrifugal pump is suggested to provide additional propeller shear action for dispersing and mixing this product. To avoid foaming, keep filling and bypass lines below the liquid surface. Willowood Propanil 4 SC must be completely dispersed and mixed prior to application.

If a tank mixture is to be applied, always conduct a compatibility test prior to use by mixing proportional amounts of all spray ingredients in a test vessel (Jar). The order of addition to water should be dry flowables or wettable powders first, flowables second, liquid formulations third, and crop oil concentrate last. Allow for each material to go into solution prior to the addition of the next material. Shake the mixture vigorously and allow it to stand for fifteen minutes. Rapid precipitation of the ingredients and failure to re-suspend when shaken indicates that the mixture is incompatible and should not be applied.

As each material is added to the spray mixture, always allow for complete mixing before adding the next ingredient. Add crop oil concentrate last and continue agitation.

while filling the mixing tank to the desired spray volume.

Do not add Willowood Propanil 4 SC directly to the spray tank of aircraft. Once properly dispersed in mix tank, pump spray mixture to aircraft spray tank (include rinsate from mix tank). To ensure uniformity of sprays, maintain good agitation throughout application.

Application Equipment

Aircraft

Fixed wing aircraft or helicopters should have well-designed spray systems that produce a uniform pattern of medium-fine spray droplets. Apply Willowood Propanil 4 SC in no less than 10 gallons of total spray per acre with boom-nozzle sprayers. Increase volume to 12 to 15 gallons per acre for larger or denser stands of grass or during periods of low humidity.

The optimum effective spray swath width depends on operating conditions and type of aircraft being used. For uniform spray coverage with fixed-wing aircraft or helicopter, spray swath width should not exceed the width of wing span or rotor plus 10%. Measure the swaths accurately for flagging.

Ground Sprayers

Use standard low-pressure herbicide boom sprayers equipped with flat fan nozzles. Use nozzle sizes that deliver a medium-fine droplet in 15 to 20 gallons total spray per acre at 40 to 50 psi and at ground speeds not in excess of 3 to 4 mph. Adjust boom height so nozzle spray patterns meet uniformity. Avoid raising boom too high.

Flush all equipment with clear water after each day's use. Clean all equipment, including nurse tanks, used for Willowood Propanil 4 SC, with detergent wash followed by a water rinse, **before and after** spraying other pesticides or other crops.

Crop Tolerance and Growing Conditions

All leading commercial varieties of rice are exceptionally tolerant to Willowood Propanil 4 SC. A temporary yellowing or tip burn of rice may be noted after treatment, but new growth is normal. Severe leaf burn and partial killing of rice may occur if the product is applied when rice is under stress and in a weakened growth condition due to disease or insect infestations, excessive soil salts, overwatering, or prolonged drought and extremely hot weather. Growers are cautioned not to spray under such conditions and/or when maximum daily temperatures have been or are expected to exceed 100°F.

Effect of Climatic Conditions and Cultural Practices on Weed Control

Field and Seedbed Preparation

Fields should be accurately leveled and contoured and have well-prepared seedbeds free of clods. Such conditions encourage uniform and rapid emergence of rice, grass.

and broadleaf weeds, allowing more accurate timing and coverage of Willowood Propanil 4 SC sprays for optimum weed control

Water Management

Before application of Willowood Propanil 4 SC, drained or dry planted fields should be flushed as often as necessary to prevent drying and crusting. Flushing encourages uniform emergence and vigorous growth of grass, broadleaf weeds and rice, which is essential for optimum weed control. Flushing of fields should occur when weeds and rice are actively growing at time of treatment. Make sure the field is drained prior to treatment so that grasses and broadleaf weeds are fully exposed. Weeds that are partially submerged in standing water at time of application will not be satisfactorily controlled.

Treated fields should be flooded before a second infestation of grass develops. To prevent additional grass weed seed from germinating, rice fields should be flooded within 24 hours after spraying, or as soon as possible after 24 hours.

Temperature

The temperature a few days before and after applying Willowood Propanil 4 SC has an important effect on the weed-killing activity. The activity increases as daily maximum temperatures increase above 75°F and decreases as the daily maximum temperatures decline below 75°F. Do not apply Willowood Propanil 4 SC when maximum temperatures have been or are expected to stay below 65°F or exceed 100°F. Less than optimum temperature at time of application is not critical so long as the temperature exceeds 75°F during the day.

Relative Humidity and Rain

Grasses and weeds are more responsive to Willowood Propanil 4 SC during periods of high humidity when the foliage is moist or covered by dew. When the humidity is very low, spray tends to evaporate before reaching weed foliage. For best results under low relative humidity conditions, increase spray volume to 12 to 15 gallons per acre. **Do not** spray if rain is expected within 8 hours to avoid loss of deposited spray and herbicide adsorption by the weeds.

Wind

Do not apply when the wind speed exceeds 10 mph to avoid drift hazard to sensitive crops and the possibility of uneven (streaked) applications.

Compatibility With Other Chemicals

Tank mix applications of Willowood Propanil 4 SC with other herbicides, insecticides, spray adjuvants, or liquid fertilizers may reduce crop tolerance and/or weed control or impair mixing properties. Use of these products in tank mix applications with Willowood Propanil 4 SC is done at the user's risk.

Liquid Fertilizer: Premixing this product in a ratio of 1 part Willowood Propanil 4 SC to 2 parts water is recommended prior to mixing with liquid fertilizer.

Adverse Reaction to Insecticides

Rice plants may be severely injured or killed if Willowood Propanil 4 SC is applied in tank mix combinations or sequentially before or after certain insecticides. Do not combine Willowood Propanil 4 SC with carbamate insecticides such as carbaryl, etc., or organophosphorus insecticides (such as malathion and methyl parathion, etc). Do not apply any of the carbamate or organophosphorus insecticides to rice fields within 14 days before or after Willowood Propanil 4 SC. Do not use carbamate or systemic organophosphorus insecticides on rice fields to be treated with Willowood Propanil 4 SC.

Do not apply Willowood Propanil 4 SC to rice fields planted with rice seed treated with bird repellents containing methiocarb. Consult local Extension specialist for current recommendations of approved insecticides on rice.

LIMIT OF WARRANTY AND LIABILITY**IMPORTANT: READ BEFORE USE**

Read the entire Directions for Use, Conditions, Disclaimer of Warranties and Limitations of Liability before using this product. If terms are not acceptable, return the unopened product container at once.

By using this product, user or buyer accepts the following Conditions, Disclaimer of Warranties and Limitations of Liability.

CONDITIONS: The directions for use of this product are believed to be adequate and must be followed carefully.

However, it is impossible to eliminate all risks associated with the use of this product. Crop injury, ineffectiveness or other unintended consequences may result because of such factors as weather conditions, presence of other materials, or the manner of use or application, all of which are beyond the control of Willowood LLC. To the extent consistent with applicable law, all such risks shall be assumed by the user or buyer.

DISCLAIMER OF WARRANTIES: TO THE EXTENT CONSISTENT WITH APPLICABLE LAW, WILLOWOOD LLC MAKES NO OTHER WARRANTIES, EXPRESS OR IMPLIED, OF MERCHANTABILITY OR OF FITNESS FOR A PARTICULAR PURPOSE OR OTHERWISE, THAT EXTEND BEYOND THE STATEMENTS MADE ON THIS LABEL. To the extent consistent with applicable law, no agent of Willowood LLC is authorized to make any warranties beyond those contained herein or to modify the warranties contained herein. TO THE EXTENT CONSISTENT WITH APPLICABLE LAW, WILLOWOOD LLC DISCLAIMS ANY LIABILITY WHATSOEVER FOR SPECIAL, INCIDENTAL OR CONSEQUENTIAL DAMAGES RESULTING FROM THE USE OR HANDLING OF THIS PRODUCT.

LIMITATIONS OF LIABILITY: TO THE EXTENT CONSISTENT WITH APPLICABLE LAW, THE EXCLUSIVE REMEDY OF THE USER OR BUYER FOR ANY AND ALL LOSSES, INJURIES OR DAMAGES RESULTING FROM THE USE OR HANDLING OF THIS PRODUCT, WHETHER IN CONTRACT, WARRANTY, TORT,

250825

NEGLIGENCE, STRICT LIABILITY OR OTHERWISE, SHALL NOT EXCEED THE PURCHASE PRICE PAID, OR AT WILLOWOOD LLC'S ELECTION, THE REPLACEMENT OF PRODUCT.

Handwritten scribbles and marks at the bottom right of the page.