



OFFICE OF CHEMICAL SAFETY AND POLLUTION PREVENTION

WASHINGTON, D.C. 20460

December 17, 2025

Wendy McCombie
Principal Regulatory Consultant
US Agent for Veto-Pharma S.A.S.
Sagentia Regulatory
1150 18th Street NW, Suite 475
Washington D.C., 20036

Subject: PRIA Label Amendment – Submission of 830.6317 Storage Stability and 830.6320 Corrosion Characteristics Data for a new container type and minor label changes
Product Name: Apivar 2.0
EPA Registration Number: 87243-5
Application Date: 09/21/2025
Case Number: 669514

Dear Wendy McCombie:

The amended label referred to above, submitted in connection with registration under the Federal Insecticide, Fungicide, and Rodenticide Act (FIFRA), as amended, is acceptable. This approval does not affect any conditions that were previously imposed on this registration. You continue to be subject to existing conditions on your registration and any deadlines connected with them.

The Agency has reviewed the 830 guideline studies, referred to above, submitted to support the new container type. A copy of the review is enclosed. The studies have been classified as acceptable.

A stamped copy of your labeling is enclosed for your records. This labeling supersedes all previously accepted labeling. You must submit one copy of the final printed labeling before you release the product for shipment with the new labeling. In accordance with 40 CFR 152.130(c), you may distribute or sell this product under the previously approved labeling for 18 months from the date of this letter. After 18 months, you may only distribute or sell this product if it bears this new revised labeling or subsequently approved labeling. "To distribute or sell" is defined under FIFRA section 2(gg) and its implementing regulation at 40 CFR 152.3.

Should you wish to add/retain a reference to the company's website on your label, then please be aware that the website becomes labeling under FIFRA and is subject to review by the

Agency. If the website is false or misleading, the product would be misbranded and unlawful to sell or distribute under FIFRA section 12(a)(1)(E). 40 CFR 156.10(a)(5) lists examples of statements EPA may consider false or misleading. In addition, regardless of whether a website is referenced on your product's label, claims made on the website may not substantially differ from those claims approved through the registration process. Therefore, should the Agency find or if it is brought to our attention that a website contains false or misleading statements or claims substantially differing from the EPA approved registration, the website will be referred to the EPA's Office of Enforcement and Compliance.

Your release for shipment of the product constitutes acceptance of these conditions. If these conditions are not complied with, the registration will be subject to cancellation in accordance with FIFRA section 6.

If you have any questions, please contact Anna Katrina Briley at 202-566-1210 or at briley.anna-katrina@epa.gov.

Sincerely,

A handwritten signature in black ink, appearing to read 'Melissa Bridges', with a stylized flourish at the end.

Melissa Bridges, Product Manager 7
Invertebrate-Vertebrate Branch III
Registration Division (7505T)
Office of Pesticide Programs

Enclosure

87243-5 Apivar 2.0 label
Product Chemistry Review

Apivar[®] 2.0

Strips for the in-hive control of Varroa mites (which may cause varroosis) on honey bees

ACTIVE INGREDIENT:	
Amitraz: N'-(2,4-dimethylphenyl)-N-[[[(2,4-dimethylphenyl)imino]methyl]-N-methylmethanimidamide	3.00%
OTHER INGREDIENTS:	97.00%
TOTAL:	100.00%

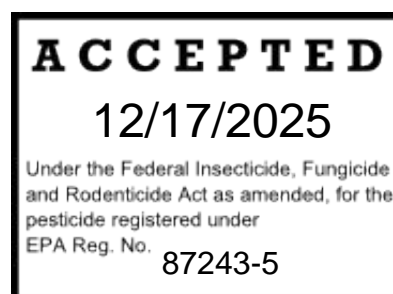
KEEP OUT OF REACH OF CHILDREN CAUTION

FIRST AID	
IF ON SKIN OR CLOTHING:	<ul style="list-style-type: none">• Take off contaminated clothing.• Rinse skin immediately with plenty of water for 15-20 minutes.• Call a poison control center or doctor for treatment advice.
IF SWALLOWED:	<ul style="list-style-type: none">• Call a poison control center or doctor immediately for treatment advice.• Have person sip a glass of water if able to swallow.• Do not induce vomiting unless told to by a poison control center or doctor.• Do not give anything by mouth to an unconscious person.
IF IN EYES:	<ul style="list-style-type: none">• Hold eye open and rinse slowly and gently with water for 15-20 minutes• Remove contact lenses, if present, after the first 5 minutes, then continue rinsing eye• Call a poison control center or doctor for treatment advice.
Have the product container or label with you when calling a poison control center or doctor or going for treatment. For TRANSPORTATION EMERGENCIES, call 24 hours a day CHEMTREC 1-800-424-9300. For MEDICAL EMERGENCY, call 24 hours a day ProPharma Group 1-866-257-2596. .	

Refer to [back] [side] [other] [panel] [peel back] [package insert] for [first aid and additional precautionary statements] and [Directions for Use]

EPA Reg. No. 87243-5
EPA Est. No. 87243-FRA-001

Manufactured [by] [for]:
Véto-pharma S.A.S.
12/14 rue de la Croix-Martre
91120 Palaiseau - FRANCE
US PHONE NUMBER: (+1) 719-992-7872



PRECAUTIONARY STATEMENTS

HAZARDS TO HUMANS AND DOMESTIC ANIMALS

CAUTION: Harmful if absorbed through skin. Avoid contact with skin, eyes, or clothing. Harmful if swallowed. Causes moderate eye irritation.

Personal Protective Equipment (PPE)

All Handlers (including Applicators) must wear: long-sleeved shirt and long pants, shoes, socks, and chemical resistant gloves made out of barrier laminate, butyl rubber ≥ 14 mils, nitrile rubber ≥ 14 mils, neoprene rubber ≥ 14 mils, natural rubber ≥ 14 mils, polyethylene, polyvinyl chloride ≥ 14 mils, viton ≥ 14 mils

User Safety Requirements

Follow the manufacturer's instructions for cleaning/maintaining PPE. If no such instructions for washables exists, use detergent and hot water. Keep and wash PPE separately from other laundry.

User Safety Recommendations

Users should:

- Wash hands before eating, drinking, chewing gum, using tobacco or using the toilet.
- Remove clothing/PPE immediately if pesticide gets inside. Then wash thoroughly and put on clean clothing.

ENVIRONMENTAL HAZARDS

For terrestrial uses: This product is toxic to fish and aquatic invertebrates. Do not contaminate water when disposing of used strips or packaging.

DIRECTIONS FOR USE

It is a violation of Federal law to use this product in a manner inconsistent with its labeling.

Apivar[®] 2.0 is a sustained-release plastic strip designed for use in beehives to control the parasitic mite (*Varroa destructor*) on honey bees.

For varroa treatment - Remove honey supers before application of Apivar[®] 2.0. DO NOT USE STRIPS WHEN HONEY SUPERS ARE PRESENT.

Install Apivar[®] 2.0 strips in the hive within one month of first opening the packaging. In each brood chamber use one Apivar[®] 2.0 strip for every five frames of bees (FoB).

# FoB	≤ 5	6 - 10	11 - 15	≥ 16
# strips	1	2	3	4

Separate the double strips: gently tear from top to bottom to avoid damaging the hanging system. Suspend the strips using the hanging system, adjusting it to fit the size of the frames:

- For short frames (e.g. Langstroth): Bend the strip above the frame, along the folding line.
- For taller frames (e.g. Dadant): Bend the flaps of the hanging system in opposite directions to suspend the strips on the frames.

Hang each strip between two comb frames within the brood area or bee cluster, ensuring a minimum distance of two frames between strips. Suspend the strips in the brood chamber so that bees can walk on both sides of each strip. Leave the strips inside the hive for at least 42 days. If brood is not present, strips can be removed after 42 days. If brood is present, leave the strips in the hive for 70 days. Strips must be removed after a maximum of 70 days. Apply Apivar® 2.0 strips in the spring and/or fall if varroa mite infestations have reached the treatment threshold. At mid-treatment, it is recommended to check the strips, reposition them within the bee cluster if necessary, and scrape them to remove propolis, wax, and honey residues.

DO NOT use Apivar® 2.0 more than twice a year. DO NOT use more than once in spring and once in fall. Remove all Apivar® 2.0 strips before the honey flow starts. As soon as the strips are removed from the hive, honey supers can be placed on the hive. DO NOT re-use strips.

If mite infestation reaches treatment thresholds in fall, remove surplus honey supers before using Apivar® 2.0.

Withholding period for honey collection:

Zero day withholding period. Honey supers may be placed on the hive immediately after removal of Apivar® 2.0 strips from the hive.

Resistance management:

Any mite population may contain individuals naturally resistant to Apivar® 2.0 and other similar EPA-registered miticides. The resistant individuals may dominate the mite population if this group of miticides is used repeatedly in the same location. Other resistance mechanisms that are not linked to site of action but are specific for individual chemicals, such as enhanced metabolism, may also exist. Appropriate resistance management strategies should be followed.

To delay miticide resistance:

- Where possible, rotate the use of Apivar® 2.0 or other similar miticides with different groups that control the same pests.
- Miticide use should be based on an Integrated Pest Management (IPM) program that includes scouting, record keeping, and considers cultural, biological and other chemical control practices.
- Correctly identify the pest and ensure economic and agronomic thresholds are met before treatment.

- Monitor treated pest populations for resistance development.
- Contact your local extension specialist or certified crop advisors for any additional pesticide resistance management and/or IPM recommendations for the specific site and pest problems in your area.
- For further information or to report suspected resistance contact your local extension specialist.
- Do not leave strips in colonies for greater than the designated 70 days maximum.

RESTRICTIONS:

- For in-hive use only.
- DO NOT use Apivar® 2.0® strips when honey supers are present.
- DO NOT use Apivar® 2.0 strips in honey supers.
- Remove honey supers before application of Apivar® 2.0.
- Remove Apivar® 2.0 before placing honey supers.
- Strips must be removed after a maximum of 70 days.
- DO NOT re-use strips.
- DO NOT use Apivar® 2.0 more than 2 times a year; no more than once in spring and once in fall.
- DO NOT use any other varroa treatment at the same time

STORAGE AND DISPOSAL	
Do not contaminate water, food or feed by storage or disposal.	
PESTICIDE STORAGE:	Store in a cool, dry area, out of direct sunlight, and away from other pesticides that may contaminate the strips. To prevent contamination, store unused product in the original container and away from food or feed. Amitraz is known to be sensitive to oxidation, so the product should not come into contact with any known oxidizers. Use within one month after opening and keep away from children and animals.
PESTICIDE DISPOSAL:	To avoid waste, use all strips in this container by application according to label directions. Wrap used strips in newspaper and place in the trash.
CONTAINER HANDLING:	Nonrefillable container. Do not reuse or refill this container. <i>Note to reviewer - the following disposal language is for the packs:</i> Dispose of in a sanitary landfill or by incineration. DO NOT burn. <i>Note to reviewer - the following disposal language is for the buckets/pails:</i> Offer for recycling if available or dispose of in a sanitary landfill. DO NOT burn.

Warranty and Disclaimer: This product is to be used only in accordance with the directions on the label. To the extent consistent with applicable law, the user assumes the risk to persons or property that arises from any use of the product in a way that is inconsistent with the label.

NET CONTENTS: [2.35][7][35.2] [282] oz. ([66.7][200][1,000] [8,000] g.)

Contains [4][12][60] [480] [plastic] strips

[Expiration date: 24 months]

Batch number/Date of manufacture: See [edge] [back] [front] of pack

[Note to Reviewer: Optional Logos and Statements below]

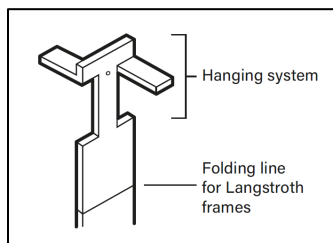
[Committed to apiculture]

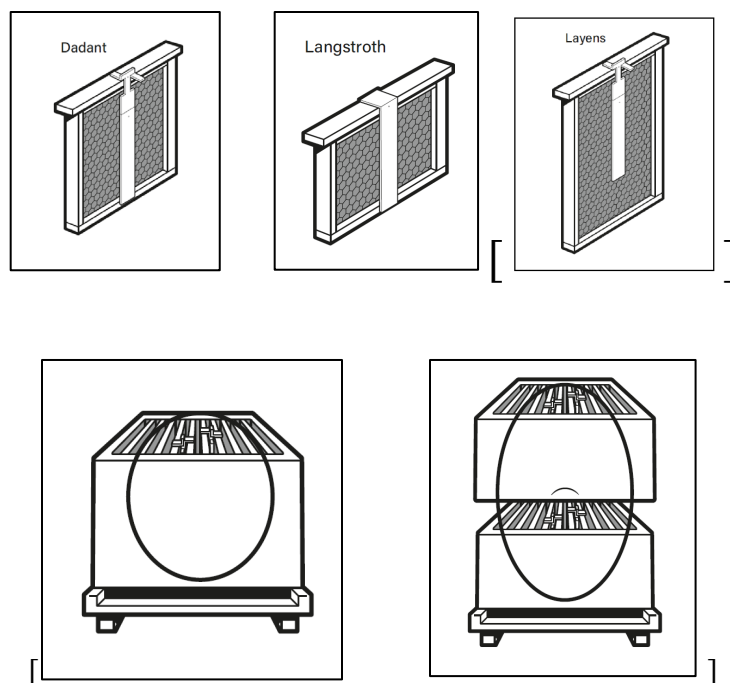


[Image of honeybee – image below]



[Image of instruction to user on placement of strips – image below]





Optional Marketing claims – Note to Reviewer – [bracketed] text is optional or alternate phrasing of statements

Manufacturing Claims

- 1) Apivar[®] 2.0 is manufactured in France to the highest quality standards
- 2) The Apivar[®] 2.0 strip provides consistent results, is not harmful for the bees, and meets or exceeds stringent [manufacturing] quality standards.
- 3) Formulated by beekeeping experts for beekeepers
- 4) Vêto-pharma controls the entire Apivar[®] 2.0 production chain from the supply of primary materials to release on the market. This means that Vêto-pharma is able to guarantee the high quality of Apivar[®] 2.0, in accordance with regulations in the different countries where the product is registered.
- 5) Apivar[®] 2.0 is manufactured in a GMP facility
- 6) High quality product
- 7) Strict analysis and Quality Control process of each batch before marketing.
- 8) [Apivar[®] 2.0 strips are vacuum-packed to preserve the[ir] active ingredient]

Preservation Claims

- 9) Install Apivar[®] 2.0 strips in the hive within one month of first opening the packaging.

Mode of Action Claims

- 10) Apivar[®] 2.0 is an amitraz-based apiary product that treats not just one generation of Varroa mites, but several successive generations, reducing mite populations in the hive in [1] [one] [a single] application.

- 11) The formulation of Apivar[®] 2.0 strips has been developed to continuously release amitraz over 6-10 weeks, killing several successive generations of Varroa mites.
- 12) Apivar[®] 2.0 works by slow-release technology. Varroa mite populations fall through the duration of the treatment.
- 13) The formulation of Apivar[®] 2.0 is specifically designed to provide a large decrease in mite populations during the first 3 weeks of treatment.
- 14) A long-acting treatment like Apivar[®] 2.0 kills several successive generations of Varroa mites during the treatment period.
- 15) Amitraz is a miticide that paralyzes Varroa mites. Varroa can no longer hold on to the bees and fall to the bottom of the hive, leading to their starvation.
- 16) The formulation of Apivar[®] 2.0 is specifically designed to ensure a regular release of amitraz on the surface of the strip during the duration of treatment.
- 17) Amitraz migrates from the inside of the strip to the surface upon contact with bees.
- 18) The polymer strip was chosen for its rigidity and its ability to continuously release the active ingredient over a 6-10 week period.
- 19) Apivar[®] 2.0 works by contact: the active ingredient is continuously delivered over time. As bees [get] [move] in contact with the strip's surface, they pick up molecules of the active ingredient and then distribute them throughout the colony.
- 20) The active ingredient is delivered continuously during the treatment period.

Application Claims

- 21) Effective in [One] single application
- 22) [Provides] Long period of protection: 6 to 10 weeks of treatment with only one application
- 23) Convenient and easy to use
- 24) Apivar[®] 2.0 can be used in the presence of queen cells or non-mated young queens.
- 25) Quick and easy to use
- 26) Easy way to treat your colonies against varroa mites
- 27) No temperature constraint when using Apivar 2.0[®], following Directions for Use.
- 28) Apivar[®] 2.0 can be used as a spring treatment (before spring honey production) and as a late summer / autumn treatment.
- 29) Strips can [remain] [be left] in the hive between 6 to 10 weeks depending on the size of the brood area.
- 30) Apivar[®] 2.0 can be introduced as soon as hive activity resumes in the spring, or after the withdrawal of supers, even when outside temperatures are high, without risk to the colony.
- 31) The larger the area of brood is, the longer the strips should be left in the hive within a maximum treatment period of 10 weeks.
- 32) Hang Apivar[®] 2.0 strips in the hives in the spring and/or the fall if Varroa mite infestations have reached treatment threshold.
- 33) Place the strips in such a way that bees can have free access to both sides.
- 34) Effectiveness is tied to contact between bees and strips
- 35) Promote as much contact as possible
- 36) More contact = better distribution of amitraz in the colony

- 37) Check the position of the strips in the brood nest during the treatment and, readjust them if needed. Scrape the strip to remove wax or propolis
- 38) If you discover that the brood area has moved away from the Apivar[®] 2.0 strips, relocate the strips to the brood area and lengthen the treatment period up to 70 days maximum to ensure maximum efficiency.
- 39) Reposition and scrape the strips if necessary.
- 40) Repositioning and scraping of the strips improves the efficacy of the treatment.

Resistance Management Statements

- 41) Leave strips inside the hive for 42-70 days, and then remove.
- 42) At the end of treatment, remove the strips.
- 43) To avoid encouraging the development of resistance, do not leave the strips in place throughout the winter season.
- 44) Apivar[®] 2.0 strips are not biodegradable. Dispose of strips of after treatment in accordance with local regulations and the Storage and Disposal instructions.

Additional Claims

- 45) Specifically formulated for bee hives.
- 46) Attach system specifically designed for the most common types of hives, including Langstroth [and][,] Dadant. [, and Layens].
- 47) Longer strips to promote more contacts of the bees with the strips
- 48) Apivar[®] 2.0 is not harmful to bees and hive products thanks to the quality of its components and its controlled-release technology.
- 49) Not harmful to brood and bees
- 50) No brood mortality induced by Apivar[®] 2.0 at recommended labeled rate.
- 51) No negative effect to brood or queens
- 52) No negative effect for brood or bees

Distribution Statements

- 53) Available from your US beekeeping supplier
- 54) State of California:
 - ⚠ Notice: This product contains a chemical known to CA to cause birth defects or other reproductive harm. For more information go to www.P65Warnings.ca.gov.