

86869-3

1/11/2010

10 of 12



U.S. Environmental Protection Agency
Office of Pesticide Programs
Registration Division (7505P)
1200 Pennsylvania Ave., N.W.
Washington, D.C. 20460

EPA Reg.
Number:

86869-3

Date of Issuance:

JAN 11 2010

Term of Issuance: Unconditional

Name of Pesticide Product:

Quinclorac 75DF Select

NOTICE OF PESTICIDE:

Registration
 Reregistration

(under FIFRA, as amended)

Name and Address of Registrant (include ZIP Code):

Select Source LLC
301 N Main St, Suite 2436
Winston-Salem, NC 27101

Note: Changes in labeling differing in substance from that accepted in connection with this registration must be submitted to and accepted by the Registration Division prior to use of the label in commerce. In any correspondence on this product, always refer to the above EPA registration number.

On the basis of information furnished by the registrant, the above named pesticide is hereby registered/reregistered under the Federal Insecticide, Fungicide and Rodenticide Act.

Registration is in no way to be construed as an endorsement or recommendation of this product by the Agency. In order to protect health and the environment, the Administrator, on his motion, may at any time suspend or cancel the registration of a pesticide in accordance with the Act. The acceptance of any name in connection with the registration of a product under this Act is not to be construed as giving the registrant a right to exclusive use of the name or to its use if it has been covered by others.

This product is unconditionally registered in accordance with FIFRA section 3(c)(5) provided you agree in writing to:

1. Submit and/or cite all data required for registration review/reregistration of your product when the Agency requires all registrants of similar products to submit data.
2. Add an appropriate EPA Establishment number to the label.
3. Add the Registration Number **86869-3**

Signature of Approving Official:

James Tompkins, Product Manager (25)
Herbicide Branch, Registration Division (7505P)

Date:

JAN 11 2010

4. Add appropriate Net Contents information to the label
5. Add "exists" after "washables" on page 2
6. Add "/PPE" after "Remove clothing" in the second item of the User Safety Recommendations section on page 2
7. Revise "Select Source LLC does not recommend..." to "Select Source LLC does not intend..." on page 3
8. Revise the heading "GENERAL INFORMATION" to "USE INFORMATION" on page 4
9. Revise "...for the control of many broadleaf and grass weeds. Examples of such sites include, but are not limited to:" on page 4 to "...for the control of many broadleaf and grass weeds in the following sites:"
10. Revise "Do not exceed the recommended application rate" to "Do not exceed the specified application rate" on page 4
11. On page 4, remove "General" from "General Restrictions and Limitations"
12. Revise "can" to "may" in the subsection Extended Grass Control on page 4. Add "and all restrictions and precautions" at the end of the statement "Consult the respective tank-mix labels for additional weeds controlled"
13. On page 6, revise "Low pressure (e.g. 20-40 psi) sprayers are recommended" to "Use low pressure (20-40 psi) sprayers."
14. Revise "Avoid overlaps that will increase rates above those recommended" to "Do not overlap when spraying, as this could increase rates above those specified."
15. Remove "General" from the heading "General Restrictions and Limitations" on page 7
16. On page 10, revise "should be followed carefully" to "must be followed carefully"

The basic formulation CSF [dated 11/9/2009] of the product referred to above, submitted in connection with registration under the Federal Insecticide, Fungicide, and Rodenticide Act is acceptable. The basic CSF will be added to your file.

You will submit one (1) copy of your final printed labeling before you release the product for shipment. If these conditions are not complied with, the registration will be subject to cancellation in accordance with FIFRA section 6(e). A stamped copy of labeling is enclosed for your records. If you have any questions, please contact Hope Johnson at 703-305-5410.

James Tompkins
Product Manager (25)
Herbicide Branch
Registration Division (7505P)

3 of 12

QUINCLORAC 75DF SELECT
Herbicide

ACTIVE INGREDIENT:

Quinclorac: 3,7-dichloro-8-quinolinecarboxylic acid 75.0 %

INERT INGREDIENTS 25.0 %

TOTAL: 100.0 %

KEEP OUT OF REACH OF CHILDREN

CAUTION

Si usted no entiende la etiqueta, busque a alguien para que se la explique a usted en detalle.
(If you do not understand this label, find someone to explain it to you in detail.)

FIRST AID

IF SWALLOWED:

- Call a poison control center or doctor immediately for treatment advice.
- Have person sip a glass of water if able to swallow.
- Do not induce vomiting unless told to do so by a poison control center or doctor.
- Do not give anything by mouth to an unconscious person.

IF ON SKIN:

- Take off contaminated clothing.
- Rinse skin immediately with plenty of water for 15-20 minutes.
- Call a poison control center or doctor for treatment advice.

IF IN EYES:

- Hold eye open and rinse slowly and gently with water for 15-20 minutes.
- Remove contact lenses, if present, after first 5 minutes, then continue rinsing eye.
- Call a poison control center or doctor for treatment advice.

IF INHALED:

- Move person to fresh air.
- If person is not breathing, call 911 or an ambulance, then give artificial respiration, preferably by mouth-to-mouth, if possible.
- Call a poison control center or doctor for further treatment advice.

NOTE TO PHYSICIAN: Probable mucosal damage may contraindicate the use of gastric lavage. Have the product container or label with you when calling a poison control center or doctor or going for treatment.

In Case of Emergency regarding this product, call: CHEMTREC 1-800-424-9300

EPA Reg. No. XXXXXX-XX

EPA Est. No. xxxxx-xx-xxx

NET CONTENTS: _____ Kgs

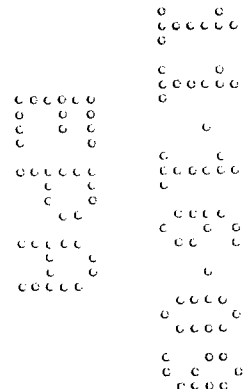
ACCEPTED
with COMMENTS
in EPA Letter Dated

JAN 11 2010

Under the Federal Insecticide,
Fungicide, and Rodenticide Act
as amended, for the pesticide
registered under EPA Reg. No.

86869-3

Manufactured For:
SELECT SOURCE, LLC
4505 Boonville-New Harmony Road
Evansville, IN 47725



PRECAUTIONARY STATEMENTS

Hazards to Humans and Domestic Animals

CAUTION. Harmful if swallowed or absorbed through the skin. Causes moderate eye irritation. Avoid contact with skin, clothing, or eyes. Avoid breathing dust or spray mist. Prolonged or frequently repeated skin contact may cause allergic reactions in some individuals.

PERSONAL PROTECTIVE EQUIPMENT (PPE)

Some materials that are chemically resistant to this product are listed below. For more options, refer to category A on an EPA chemical resistance category selection chart.

Applicators and other handlers must wear:

- 1. Long-sleeved shirt and long pants
- 2. Chemical-resistant gloves, such as butyl rubber >14 mils, or natural rubber > 14 mils, or neoprene rubber > 14 mils, or nitrile rubber > 14 mils
- 3. Shoes plus socks

Follow manufacturer's instructions for cleaning/maintaining PPE. If no such instructions for washables, use detergent and hot water. Keep and wash PPE separately from other laundry.

ENGINEERING CONTROLS STATEMENT

When handlers use closed systems or enclosed cabs in a manner that meets the requirements listed in the Worker Protection Standard (WPS) for agricultural pesticides [40 CFR 170.240(d)(4-6)], the handler PPE requirements may be reduced or modified as specified in the WPS.

USER SAFETY RECOMMENDATIONS

Users should:

- 1. Wash hands before eating, drinking, chewing gum, using tobacco, or using the toilet.
- 2. Remove clothing immediately if pesticide gets inside. Then wash thoroughly and put on clean clothing.
- 3. Remove PPE immediately after handling this product. Wash the outside of gloves before removing. As soon as possible, wash thoroughly and change into clean clothing.

ENVIRONMENTAL HAZARDS

This chemical has properties and characteristics associated with chemicals detected in groundwater. The use of this chemical where soils are permeable, particularly where the water table is shallow, may result in groundwater contamination.


Keep out of lakes, ponds and streams. Do not apply directly to water, areas where surface water is present, or to intertidal areas below the mean high water mark. Do not contaminate water by cleaning of equipment or disposal of rinsate.

DIRECTIONS FOR USE

It is a violation of federal law to use this product in a manner inconsistent with this labeling.

For use only by certified commercial applicators or persons under their direct supervision and only for those uses covered by the certified applicator's certification. All applicable directions, restrictions and precautions are to be followed. This labeling must be in the possession of the user at time of application.

DO NOT apply this product by air or through any type of irrigation equipment.



Select Source, LLC does not recommend or authorize the use of this product in manufacturing, processing or preparing custom blends with other products for application to turf.

DO NOT apply this product in a way that will contact workers or other persons, either directly or through drift. Only protected handlers may be in the specified area during application.

For any requirements specific to your State or tribe, consult the agency responsible for pesticide regulation.

AGRICULTURAL USE REQUIREMENTS

Use this product only in accordance with its labeling and with the Worker Protection Standard, 40 CFR part 170. This standard contains requirements for the protection of agricultural workers on farms, forests, nurseries, and greenhouses, and handlers of agricultural pesticides. It contains requirements for training, decontamination notification, and emergency assistance. It also contains specific instructions and exceptions pertaining to the statements on this label about personal protective equipment (PPE), and restricted entry interval. The requirements in this box only apply to uses of this product that are covered by the Worker Protection Standard.

Do not enter or allow worker entry into treated areas during the restricted entry interval (REI) of 12 hours.

PPE required for early entry to treated areas that is permitted under the Worker Protection Standard and that involves contact with anything that has been treated, such as plants, soil, and water, is:

1. Coveralls
2. Chemical-resistant gloves made of any water proof material (such as Nitrile, Butyl, Neoprene, and/or Barrier Laminate).
3. Shoes plus socks

NON-AGRICULTURAL USE REQUIREMENTS

The requirements in this box apply to uses of this product that are NOT within the scope of the Worker Protection Standard for agricultural pesticides (40 CFR Part 170). The WPS applies when this product is used to produce agricultural plants on farms, nurseries, or greenhouses.

Professional applications to residential and nonresidential turf are not within the scope of the Worker Protection Standard.

Do not enter or allow others to enter the treated area until sprays have dried.

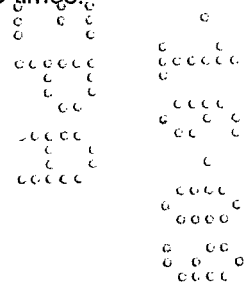
STORAGE AND DISPOSAL

Do not contaminate water, food, or feed by storage or disposal.

PESTICIDE STORAGE: DO NOT store box under dampness or high humidity,

PESTICIDE DISPOSAL: Wastes resulting from the use of this product may be disposed of on-site or at an approved waste disposal facility.

CONTAINER DISPOSAL: Non-refillable container. Do not reuse or refill this container. Offer for recycling, if available. Triple rinse container (or equivalent) promptly after emptying. Empty the remaining contents into application equipment or a mix tank. Fill the container ¼ full with water and recap. Shake for 10 seconds. Pour rinsate into application equipment or a mix tank or store rinsate for later use or disposal. Drain for 10 seconds after the flow begins to drip. Repeat this procedure two more times.



GENERAL INFORMATION

Quinclorac 75DF SELECT herbicide may be applied postemergence to residential and nonresidential turfgrasses (Refer to Table 1) for the control of many broadleaf and grass weeds. Examples of such sites include, but are not limited to: grounds or lawns around residential and commercial establishments, multi-family dwellings, military and other institutions, parks, airports, road-sides, schools, picnic grounds, athletic fields, houses of worship, cemeteries, golf courses and sod farms.

Quinclorac 75DF SELECT herbicide is absorbed by foliage and roots and translocated throughout the plant. The control symptoms exhibited by broadleaf weeds include leaf and stem curl or twisting, and chlorosis. Susceptible grasses demonstrate stunting, chlorosis, and gradual reddening followed by necrosis and death. Refer to Tables 1, 2 and 3 for turfgrass tolerance and susceptible weed species.

APPLICATION INFORMATION

Apply Quinclorac 75DF SELECT herbicide to actively growing weeds as postemergence broadcast or spot sprays using the rate, turf species and growth stage indicated in Tables 1, 2 and 3. Do not exceed the recommended application rate or fail to comply with use restrictions listed in General Restrictions and Limitations.

To achieve consistent weed control, methylated seed oil is recommended. Refer to Tables 2 and 3 for rates.

Adding adjuvants may cause slight leaf burn, but new growth is normal and turf vigor is not reduced. The potential for leaf burn is increased when relative humidity and temperature are high. Additional stress from low mowing heights may also increase the possibility of turf injury. Chelated iron or sprayable soluble nitrogen fertilizer will reduce a slight yellowing that may occur on some turfgrass species.

Spot Applications:

Postemergence spot applications may be made to susceptible weeds in turfgrass that is tolerant to Quinclorac 75DF SELECT herbicide (see Tables 1 and 2). Apply 0.367 ounce of Quinclorac 75DF SELECT herbicide per 1,000 square feet of treated area. Spray coverage should be uniform and complete.

Mowing Information:

It is recommended to not mow 2 days before or after applying Quinclorac 75DF SELECT herbicide to maximize weed control and minimize potential turf injury. Clippings from the first three mowings should be left on the treated area.

Irrigation and Rainfall:

If soil moisture is not sufficient prior to Quinclorac 75DF SELECT herbicide application, irrigation may improve weed control. For best results, do not water or irrigate for 24 hours after application. If rainfall does not occur in 2 to 7 days after application, irrigation of at least one-half inch is recommended.

Extended Grass Control:

To extend grass control Quinclorac 75DF SELECT herbicide can be tank-mixed with Pendulum 3.3 EC, PRE-M 3.3 turf herbicide or Pendulum 60 DG to provide residual control of annual grasses. Consult the respective tank-mix labels for additional weeds controlled.

Seeding/Overseeding/Sprigging:

The use of Quinclorac 75DF SELECT herbicide before or after seeding or overseeding a turf area will not significantly interfere with the turfgrass seed germination and growth of those grass types identified as tolerant in Table 1. Consult Table 4 for timing of applications concerning any seeding, overseeding or sprigging situation.

ADDITION OF ADJUVANTS

Additives in Spray Mix to Achieve Control:

Methylated seed oil is the recommended adjuvant for postmergence applications. Do not include additives when tank mixing with EC (Emulsifiable Concentrate) products as this may cause phytotoxicity. Consult your local Select Source, Inc. representative or distributor for recommendations for your area. Other additives or adjuvants may be used such as DyneAmic Lesco Spreader Sticker LI-700, Surf King Spreader, Target Pro Spreader or Thoroughbred. However, under some environmental conditions some of these products may cause photo toxicity or less than optimal efficacy.

Methylated Seed Oil Recommended:

The methylated seed oil used as the adjuvant with Quinclorac 75DF SELECT herbicide must meet all the following criteria:

- be nonphytotoxic,
- contain only EPA-exempt ingredients,
- provide good mixing quality in the jar test, and
- be successful in local experience.

The exact composition of suitable products will vary, however, any Methylated Seed Oil used should contain emulsifiers to provide good mixing

MIXING INSTRUCTIONS FOR QUINCLORAC 75DF SELECT HERBICIDE

Respective sections of this leaflet define recommended Quinclorac 75DF SELECT herbicide tank-mix treatments. If tank-mixing with products in PVA bags always allow water soluble packets to dissolve before agitating.

Ground Driven Sprayer:

1. Begin with a clean spray tank. Fill tank one-half to three-quarters full with clean water.
2. Quinclorac 75DF SELECT herbicide Alone

When using Quinclorac 75DF SELECT herbicide alone, either premix (1 part product + 2 parts water) or slowly add Quinclorac 75DF SELECT herbicide to the partially filled tank while agitating until completely dispersed. Fill the remainder of the tank with water.

3. Quinclorac 75DF SELECT herbicide tank mixes

a. Wettable Powder Formulations

1. When using Quinclorac 75DF SELECT herbicide with a wettable powder formulation, add Quinclorac 75DF SELECT herbicide to the partially filled tank while agitating.
2. When Quinclorac 75DF SELECT herbicide is properly mixed add a slurry of the wettable powder (1 part WP + 2 parts water) slowly into the tank. Fill the remainder of the tank while agitating.

b. Flowable Formulations

1. When using Quinclorac 75DF SELECT herbicide with a flowable formulation, add Quinclorac 75DF SELECT herbicide to the partially-filled tank while agitating.
2. When Quinclorac 75DF SELECT herbicide is properly mixed, premix one part of the flowable with two parts water and add this diluted mixture slowly into the tank. Fill the remainder of the tank while agitating.

c. Emulsifiable Concentrate Formulations

1. When using Quinclorac 75DF SELECT herbicide with an emulsifiable concentrate formulation, add Quinclorac 75DF SELECT herbicide to the partially-filled tank while agitating.
2. When Quinclorac 75DF SELECT herbicide is properly mixed, premix one part of the emulsifiable concentrate with two parts water and add this diluted mixture slowly into the tank. Fill the remainder of the tank while agitating.

d. Dry Flowable (Water Dispersible Granule) Formulations

1. When using Quinclorac 75DF SELECT herbicide with a dry flowable formulation, add Quinclorac 75DF SELECT herbicide to the partially-filled tank while agitating.
2. When Quinclorac 75DF SELECT herbicide is properly mixed, premix one part of the dry flowable with two parts water and add this diluted mixture slowly into the tank. Fill the remainder of the tank while agitating.

4. MAINTAIN CONTINUOUS AGITATION WHILE ADDING HERBICIDES AND UNTIL SPRAYING IS COMPLETED. If the spray mixture is allowed to settle for any period of time, thorough agitation is essential to resuspend the mixture before spraying is resumed. Continue agitation while spraying.

Backpack Sprayer:

Begin with a clean spray tank. Fill the spray tank 1/2 full with clean water and add the required amount of Quinclorac 75DF SELECT herbicide to the sprayer. Cap sprayer and agitate to ensure mixing. Uncap sprayer and finish filling tank to desired level. Cap sprayer and agitate once again. During application it is desirable to agitate the mixture on occasion of ensure mixing. If the mixture is allowed to settle for any period of time, thorough agitation is essential to resuspend the mixture before spraying is resumed.

Liquid Fertilizers:

Prior to mixing, small quantities should always be tested using a simple jar test. Add the required amount of Quinclorac 75DF SELECT herbicide to half filled tank while agitating then add the fertilizer product. Complete filling spray tank to desired level.

SPRAYING INSTRUCTIONS FOR QUINCLORAC 75DF SELECT HERBICIDE

Apply with properly calibrated ground equipment in sufficient water per acre to provide uniform spray distribution (at least 20 gallons of water per acre or at least 0.5 gallon per 1,000 sq. ft.). Low pressure (e.g., 20-40 psi) sprayers are recommended.

Maintain continuous agitation during spraying with good mechanical or bypass agitation. Nozzle screens must be no finer than 50 mesh (100 mesh is finer than 50 mesh). Check sprayer routinely to determine proper calibration. Flat fan, flood or cone nozzles may be used. Nozzles should be arranged to obtain uniform coverage or turf and weeds to be controlled. Boom height, nozzle selection, and pressure should be adjusted to provide uniform coverage and minimize spray drift.

Avoid overlaps that will increase rates above those recommended.

Avoid application when winds may cause drift.

Procedure For Cleaning Spray Equipment:

Clean application equipment thoroughly using a strong detergent or commercial sprayer cleaner according to the manufacturer's directions before and after applying this product.

COMPATIBILITY TEST FOR MIX COMPONENTS

Add components in the following sequence using 2 teaspoons for each pound or 1 teaspoon for each pint of recommended label rate per acre.

1. Water: For 20 gallons per acre spray volume, use 3.3 cups (800 ml) of water. For other spray volumes, adjust rates accordingly. Use only water from the intended source at the source temperature.
2. Products in PVA bags: Cut an opening in the water-soluble PVA bag just large enough to use a teaspoon for measuring purposes. Use the opened water-soluble PVA bag first when preparing spray solution. Boron containing fertilizers can be incompatible with PVA material. Include PVA material if a boron fertilizer is intended to be used. Cap the jar and invert 10 cycles.
3. Water-dispersible products: (such as Quinclorac 75DF SELECT herbicide) (dry flowables, wettable powders, suspension concentrates, or suspoemulsions). Cap the jar and invert 10 cycles.
4. Water-soluble products: (such as Basagran T/O) - Cap the jar and invert 10 cycles.
5. Emulsifiable concentrates: (methylated seed oil) - Cap the jar and invert 10 cycles.
6. Water-soluble additives: Cap the jar and invert 10 cycles.
7. Let the solution stand for 15 minutes.
8. Evaluate the solution for uniformity and stability. The spray solution should not have free oil on the surface nor thick (clabbered) texture. For WG or WP products, a fine precipitate that is easily re-suspended is normal; large non-dispersible particles (>300 microns) that precipitate on standing are a sign of tank mix incompatibility. Do not use any spray solution that could clog spray nozzles.

GENERAL RESTRICTIONS AND LIMITATIONS

- DO NOT apply more than 2 pounds of Quinclorac 75DF SELECT herbicide per acre (or 0.73 ounces per 1,000 square feet) in one year.
- DO NOT apply to golf course collars or greens
- DO NOT apply to fine fescue unless it is part of a seed blend.
- DO NOT apply to bahiagrass, carpetgrass, St. Augustinegrass, centipedegrass, dichondra, or lawns or turf where desirable clovers are present.
- DO NOT apply within 4 weeks after seedling emergence of Kentucky bluegrass, creeping bentgrass, fine fescue blends and perennial ryegrass.
- DO NOT apply to exposed feeder roots of trees or ornamentals. Be particularly careful within the drip line of trees and other ornamental species.
- DO NOT apply into any ornamental bed.
- DO NOT use clippings as mulch or compost around flowers, ornamentals, trees, or in vegetable gardens.
- Apply when wind speed is less than 10 mph as drift may cause damage or death of non-target area vegetation. DO NOT apply when conditions favor drift from target area.
- Use a lawn type sprayer with coarse spray as wind drift is less likely.
- Avoid mist and spray onto vegetables, flowers, ornamentals, shrubs, trees, and other desirable plants, especially plants belonging to the Solanaceae family such as tomatoes, eggplants, and bell peppers.
- DO NOT pour spray solutions near these plants.
- DO NOT apply through any type of irrigation system.
- DO NOT use to formulate or reformulate any other pesticide product which is not registered by EPA.
- For best results, weeds should not be under stress from lack of water, excessive water, low fertility, mowing shock, excessive hot or cold temperatures, or injury from other herbicide applications.

TURFGRASS TANK-MIXES

Read and follow the applicable Restrictions and Limitations and Directions For Use on all products involved in tank mixing. The most restrictive labeling applies to any tank mix. To increase spectrum of control of broadleaf weed species a tank mix with 2,4-D, triclopyr, MCPA, MCPP, Three Way, Trimec, or other

broadleaf herbicide can be used. For extended residual control apply Quinclorac 75DF SELECT herbicide with Pendulum or PRE-M herbicides. For sedge control applications of Quinclorac 75DF SELECT herbicide with Basagran SG, Basagran T/O, Lescogran, Image 70 DG or MSMA can be made.

Combinations with MSMA will aid in control of certain grassy weeds such as bahaigrass or kikulyugrass. Consult tolerant turfgrass species on all labels. Separate applications should be made if all target weeds are not at the correct growth state for treatment at the same time.

Physical incompatibility, reduced weed control, or turf injury may result from mixing Quinclorac 75DF SELECT herbicide with other pesticides (fungicides, herbicides, insecticides, or miticides), additives, or fertilizers.

Before tank-mixing a simple jar test is recommended to insure compatibility of herbicides or other pesticide and/or additives. Refer to manufacturer's labels for specific use directions, precautions, and limitations before tank mixing with Quinclorac 75DF SELECT herbicide and follow those that are most restrictive.

Table 1. Turf Tolerance (Established)

Highly Tolerant	Moderately Tolerant	Susceptible
Bermudagrass, Common1 Bluegrass, Kentucky Bluegrass, Annual Buffalograss Fescue, Tall Ryegrass, Annual Ryegrass, Perennial Zoysiagrass	Bentgrass, Creeping1 Bermudagrass, Hybrid1 Fescue, Fine2 Fescue, Red Fescue, Hard Fescue, Chewing's Bluegrass, Rough (Poa trivialis)	Bahiagrass Centipedegrass Dichondra St, Augustinegrass Bentgrass, Seaside Bentgrass, Colonial
<p>1. Yellowing that occurs on these species can be reduced by the addition of chelated iron or sprayable soluble nitrogen fertilizer (See Application Information, Additives).</p> <p>2. Apply Quinclorac 75DF SELECT herbicide to fine fescue only when it is part of a blend.</p> <ul style="list-style-type: none"> • Do not use on golf course greens and collars. • Consult Table 4, Seeding/Sprigging Chart for this situation. 		

Table 2. Quinclorac 75DF SELECT Application to Established Creeping Bentgrass

Turfgrass Species	Application Rate/Timing	Additive Rate
Bentgrass, Creeping1	Quinclorac 75DF SELECT herbicide must be applied in 2 - 3 split applications at 0.162 to 0.245 ounces per 1,000 sq.ft. (not to exceed 2 pound of product per acre per season). Sequential application(s) should be timed 21 days apart	Use methylated seed oil at 0.55 ounces per 1,000 sq. ft. (1.5 pints per acre)
<p>1Yellowing that occurs on these species can be reduced by the addition of chelated iron or sprayable soluble nitrogen fertilizer (See Application Information, Additives)</p> <ul style="list-style-type: none"> • Do not use on golf course greens and collars. • Consult Table 4, Seeding/Sprigging Chart for this situation. 		

Table 3. Application Rates and Timing for Postemergence Weed Control in Turf

Weed Species		Quinclorac 75DF SELECT Rate	Additive Rate
Grasses Controlled		Broadcast Applications: 1 pound of product per acre or 0.367 ounces per 1,000 square feet. Spot Applications: Apply 0.367 ounce of Quinclorac 75DF SELECT per 1,000 square feet of treated area. Refer to foot notes in Tables 2 and 3 for specific turfgrass or weed instructions.	Apply: 1.5 pints per acre (0.55 oz per 1,000 square feet) methylated seed oil.
Common Name	Scientific Name		
Barnyard grass	<i>Echinochloa crusgalli</i>		
Crabgrass, Large 1,4	<i>Digitaria sanguinalis</i>		
Crabgrass, Smooth 1,4	<i>Digitaria ischaemum</i>		
Foxtails, Giant 1	<i>Setari faberi</i>		
Foxtail, Green 1	<i>Setari viridis</i>		
Foxtail, Yellow 1	<i>Setari glauca</i>		
Kikuyugrass 2,3	<i>Pennisetum clandestinum</i>		
Signalgrass, Broadleaf 1	<i>Brachiaria platyphylla</i>		
Torpedograss 3	<i>Panicum repens</i>		
Broadleaf Weeds Controlled			
Common Name	Scientific Name		
Bindweed, Field	<i>Convolvulus arvensis</i>		
Medic, Black	<i>Medicago lupulina</i>		
Clover, Hop	<i>Trifolium aureum Pollich</i>		
Clover, Red	<i>Trifolium pratense</i>		
Clover, White	<i>Trifolium repens</i>		
Dandelion, Common 2	<i>Taraxacom officinale</i>		
Daisy, English 2,5	<i>Bet'is perenne</i>		
Dollarweed	<i>Hydrocotyle umbellata</i>		
Geranium, Carolina	<i>Geranium carolinium</i>		
Morningglory spp.	<i>Ipomea sp.</i>		
Speedwell, Common	<i>Veronica officinalis</i>		
Speedwell, Slender	<i>Veronica filiformis</i>		
Speedwell, Thymeleaf	<i>Veronica serpyllifolia</i>		
Violet, Wild	<i>Viola sp.</i>		

1 Under certain conditions applications of Quinclorac 75DF SELECT herbicide made to annual grasses at 2 - 4 tiller may not provide complete control. A sequential application will be required for grass control in these situations. Optimum control is achieved when applications of Quinclorac 75DF SELECT herbicide + methylated seed oil is applied either before second tiller or as weed grasses mature.

2 Tank mix partner or sequential application required.

3 Make 3 sequential applications of 0.245 ounce of Quinclorac 75DF SELECT herbicide per 1,000 square feet at 14 - 21 day intervals.

4 Biotypes of large and smooth crabgrass in California have shown varied response to Quinclorac 75DF SELECT herbicide. If control failure occurs following the application of a full or split application rates do not reapply Quinclorac 75DF SELECT herbicide, and change to a herbicide with a different mode of action

5 NOT FOR USE to control this weed in California

Table 4. Seeding/Overseeding/Sprigging Timing Chart¹

Variety	Before seeding ²	At Seeding	7 days after emergence	14 days after emergence	28 days after emergence
Annual Bluegrass	OK	OK	OK	OK	OK
Annual Ryegrass	OK	OK	OK	OK	OK
Buffalograss	OK	OK	OK	OK	OK
Common Bermuda ³	OK	OK	OK	OK	OK

Variety	Before seeding ²	At Seeding	7 days after emergence	14 days after emergence	28 days after emergence
Creeping Bentgrass	OK	NO	NO	NO	OK
Fine Fescue (On blend)	OK	NO	NO	NO	OK
Hybrid Bermuda ³	OK	OK	OK	OK	OK
Kentucky Bluegrass	OK	NO	NO	NO	OK
Perennial Ryegrass	OK	OK	NO	NO	OK
Tall Fescue	OK	OK	OK	OK	OK
Zoysiagrass ³	OK	OK	OK	OK	OK

1. Note: No adjuvant or additive should be used when Quinclorac 75DF SELECT herbicide applications are made on newly emerged turf seedlings until 28 days after emergence.

2. Quinclorac 75DF SELECT herbicide can be applied 7 days or greater prior to seeding.

3. Quinclorac 75DF SELECT herbicide can be used anytime prior to, at or after sprigging.

- Application of Quinclorac 75DF SELECT herbicide should be timed around the seeding operations using the above chart as a reference point.

CONDITIONS OF SALE AND WARRANTY

The Directions For Use of this product reflect the opinion of experts based on research and field use. The directions are believed to be reliable and should be followed carefully. However, it is impossible to eliminate all risks inherently associated with use of this product. Crop injury, ineffectiveness or other unintended consequences may result because of such factors as weather conditions, presence of other materials, herbicide resistant weed populations, or the use of, or application of the product contrary to label instructions, all of which are beyond the control of Select Source, LLC or the Seller. To the extent consistent with applicable law, all such risks shall be assumed by the Buyer. Select Source, LLC warrants that this product conforms to the chemical description on the label and is reasonably fit for the purposes described in the Directions For Use, subject to the risks referred to above.

TO THE EXTENT CONSISTENT WITH APPLICABLE LAW, SELECT SOURCE, LLC. DOES NOT MAKE OR AUTHORIZE ANY AGENT OR REPRESENTATIVE TO MAKE ANY OTHER WARRANTIES, EXPRESS OR IMPLIED AND EXPRESSLY EXCLUDES AND DISCLAIMS ALL IMPLIED WARRANTIES OF MERCHANTABILITY OR FITNESS FOR A PARTICULAR PURPOSE. To the extent allowed by law, in no case shall Select Source, LLC. or the seller be liable for consequential, special or indirect damages resulting from the use or handling of this product.