



UNITED STATES ENVIRONMENTAL PROTECTION AGENCY
WASHINGTON, DC 20460

OFFICE OF CHEMICAL SAFETY
AND POLLUTION PREVENTION

November 4, 2017

Christina Swick
Agent for Vestergaard S. A.
Vestergaard S. A.
Place St. Francois 1
Lausanne CH-1003

Subject: Label Amendment – Added graphics and minor wording edits
Product Name: Deltamethrin 0.4% Incorporated Polyethylene Screen
EPA Registration Number: 85787-1
Application Date: 7-Aug-2017
Decision Number: 532427

Dear Ms. Swick:

The amended label referred to above, submitted in connection with registration under the Federal Insecticide, Fungicide and Rodenticide Act, as amended, is acceptable. This approval does not affect any conditions that were previously imposed on this registration. You continue to be subject to existing conditions on your registration and any deadlines connected with them.

A stamped copy of your labeling is enclosed for your records. This labeling supersedes all previously accepted labeling. You must submit one copy of the final printed labeling before you release the product for shipment with the new labeling. In accordance with 40 CFR 152.130(c), you may distribute or sell this product under the previously approved labeling for 18 months from the date of this letter. After 18 months, you may only distribute or sell this product if it bears this new revised labeling or subsequently approved labeling. "To distribute or sell" is defined under FIFRA section 2(gg) and its implementing regulation at 40 CFR 152.3.

Should you wish to add/retain a reference to the company's website on your label, then please be aware that the website becomes labeling under the Federal Insecticide Fungicide and Rodenticide Act and is subject to review by the Agency. If the website is false or misleading, the product would be misbranded and unlawful to sell or distribute under FIFRA section 12(a)(1)(E). 40 CFR 156.10(a)(5) list examples of statements EPA may consider false or misleading. In addition, regardless of whether a website is referenced on your product's label, claims made on the website may not substantially differ from those claims approved through the registration process. Therefore, should the Agency find or if it is brought to our attention that a website contains false or misleading statements or claims substantially differing from the EPA approved registration, the website will be referred to the EPA's Office of Enforcement and Compliance.

Your release for shipment of the product constitutes acceptance of these conditions. If these conditions are not complied with, the registration will be subject to cancellation in accordance

Page 2 of 2
EPA Reg. No. 85787-1
Decision No. 532427

with FIFRA section 6. If you have any questions, please contact Matthew Aubuchon by phone at 703 347-0477, or via email at Aubuchon.Matthew@epa.gov.

Sincerely,

A handwritten signature in black ink, appearing to read 'Kable Bo Davis', enclosed within a hand-drawn oval.

Kable Bo Davis, Product Manager 3
Invertebrate and Vertebrate Branch 1
Registration Division (7505P)
Office of Pesticide Programs

Enclosure

Deltamethrin 0.4% Incorporated Polyethylene Screen
EPA Reg. No.:85787-1

NOTE TO REVIEWER: Text within [brackets] indicates optional text. **Bold** and *Italicized* text is administrative and will not appear on final label.

MASTER LABEL:

Deltamethrin 0.4% Incorporated Polyethylene Screen

SUB LABEL A: FENCING

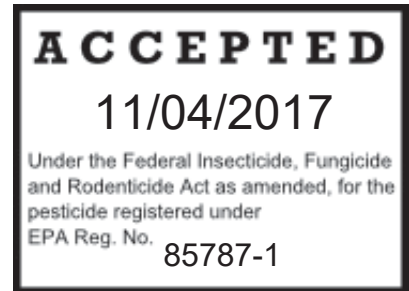
SUB LABEL B: DOOR AND WINDOW SCREEN

Alternate Brand Names: D-Terrence®

***D-Terrence® (Deltamethrin 0.4% Incorporated Polyethylene Screen)
PermaNet® Screen***

[Insecticide Incorporated Screen]

Active Ingredients		w/w
Deltamethrin Technical Grade.....	-	0.4%
Other Ingredients	-	<u>99.6%</u>
TOTAL	-	100%



EPA Reg. No.: 85787-1

**EPA Est. No.: 85787-VNM-1
92645-VNM-1**

Produced For:

Vestergaard Frandsen Inc.
1020 19th Street NW
Suite 895
Washington DC 20036
USA

Produced By:

Vestergaard S.A.
Place St. Francois 1
Lausanne
CH-1003 Switzerland

Deltamethrin 0.4% Incorporated Polyethylene Screen
EPA Reg. No.:85787-1

NOTE TO REVIEWER: Text within [brackets] indicates optional text. **Bold** and *Italicized* text is administrative and will not appear on final label.

SUB LABEL A: FENCING

Deltamethrin 0.4% Incorporated Polyethylene Screen
Kills Stable Flies and Biting Midges (including *Culicoides* spp. that may transmit Epizootic Hemorrhagic Disease (EHD) and Bluetongue virus)

Alternate Brand Names: D-Terrence®
D-Terrence® (Deltamethrin 0.4% Incorporated Polyethylene Screen)

[Insecticide Incorporated Screen]

Active Ingredients		w/w
Deltamethrin Technical Grade.....	-	0.4%
Other Ingredients	-	<u>99.6%</u>
TOTAL	-	100%

EPA Reg. No.: 85787-1

EPA Est. No.: 85787-VNM-001

Net Content: 1 roll

Net wt.: 13.2 lbs. (6kg)

READ ENTIRE LABEL & INSTALLATION GUIDE BEFORE USE. USE ONLY FOR PROTECTION OF LIVESTOCK [AND OTHER PEN RAISED ANIMALS SUCH AS NATIVE AND EXOTIC GAME AND ZOO ANIMALS.] [AND OTHER PEN RAISED ANIMALS SUCH AS ON GAME FARMS AND IN ZOOS.] [AND OTHER ENCLOSED/SECURED ANIMALS, SUCH AS DEER (CERVIDS).]

Deltamethrin 0.4% Polyethylene Screen kills Stable Flies and Biting Midges (including *Culicoides* spp. that may transmit Epizootic Hemorrhagic Disease (EHD) and Bluetongue virus).

Deltamethrin 0.4% Incorporated Polyethylene Screen

EPA Reg. No.:85787-1

NOTE TO REVIEWER: Text within [brackets] indicates optional text. **Bold** and *Italicized* text is administrative and will not appear on final label.

Directions for Use:

It is a violation of federal law to use this product in a manner inconsistent with its labeling.

Wear waterproof, rubber or non-permeable protective gloves when handling screen.

Each roll of the screen is 328 ft. (100 m) in length and 3.3 ft. (1 m) in width.

To Kill Stable Flies:

Measure each side of the shelter/shed/pen/sty. Apply screen 3.3 ft. high. Determine the total length of the perimeter of the enclosure and determine the total length of the fabric required. Each roll of the screen is 328 ft. (100 m) in length. Determine the height of the shelter to be covered. Each roll of the screen is 3.3 ft. (1 m) in width. Unroll fabric and cut the desired length (plus additional 1 ½ ft. (50 cm)). If applying to wooden shelter/shed/pen/sty, start attaching the roll to the outside perimeter by using nails or heavy duty staples at 2 – 2 ½ ft. (60 – 70 cm) spacing. If applying to wire or metal shelter/shed/pen/sty, use zip ties, plastic clips or hog rings at 2 – 2 ½ ft. (60 – 70 cm) spacing. Screen may be up to 4 inches (10 cm) off the ground.

To Kill Biting Midges (including *Culicoides* spp.):

Apply 2 rolls high (minimum of 6.6 feet (2m) tall) to outside perimeter of structure. Apply bottom roll first, ensuring that the bottom portion of the screen is as close to the ground as possible, preferably touching the ground. This will help protect animals from biting midges coming from breeding sites. Do not fold the screen at the bottom. Apply second roll above bottom roll to cover minimum of 6.6 feet (2m) high continuously, making sure there are no gaps between the top and bottom sections.

Use Restrictions:

Do not open the original packing until ready to use. Do not allow children to handle the product.

The screen is intended for use only as a carrier of the incorporated insecticide and is not to be taken internally by humans or animals.

Deltamethrin 0.4% incorporated polyethylene screen, containing deltamethrin insecticide has been specially formulated using patented insecticide release technology. The screen kills stable flies (*Stomoxys* spp.) and biting midges (*Culicoides* spp.) that may negatively affect livestock and other enclosed/secured animals. Stable flies and biting midges are killed when they land on the screen where they contact and absorb the insecticide.

Prior to installation of the screen, measure the entire perimeter of the enclosure, including larval habitat. Cut the suitable dimensions of the screen and install it against the outside perimeter of the enclosure/area demarked by using nails or heavy duty staples on wooden structures and zip ties, plastic clips or hog rings on wire or metal structures. The dust accumulated on the screen can be washed by using mild non alkaline soap and with soft brushing. The effectiveness of the screen may get affected by dust accumulation and hence regular cleaning of the fence is recommended.

Deltamethrin 0.4% Incorporated Polyethylene Screen

EPA Reg. No.:85787-1

NOTE TO REVIEWER: Text within [brackets] indicates optional text. **Bold** and *Italicized* text is administrative and will not appear on final label.

STORAGE AND DISPOSAL

Do not contaminate water, food or feed by storage or disposal

Pesticide Storage: Store the product in its original packing till the time of actual use. Store the product in a cool, dry place away from children and pets.

Pesticide Disposal and Container Handling: Do not reuse the packaging. Do not use the used screen for any other purpose other than the intended and recommended use. The used screen can be shredded and then disposed of into the trash.

Produced For:

Vestergaard Frandsen Inc.
1020 19th Street NW
Suite 895
Washington DC 20036
USA

Produced By:

Vestergaard S.A.
Place St. Francois 1
Lausanne
CH-1003 Switzerland

IMPORTANT NOTICE: DISCLAIMER

Read "IMPORTANT NOTICE: DISCLAIMER" before buying or using. If terms are not acceptable, return at once unopened. To the extent consistent with applicable law, Vestergaard S.A. warrants only that the product conforms to chemical description on the label and is reasonably fit for the purpose stated on the label when used in accordance with the directions under normal conditions of use. This warranty does not extend to the use of this product contrary to label instructions or under abnormal conditions, or under conditions not reasonably foreseeable to Vestergaard S.A. and user assumes the risk of any such use. To the extent consistent with applicable law, Vestergaard S.A. MAKES NO OTHER WARRANTY, EXPRESSED OR IMPLIED INCLUDING ANY IMPLIED WARRANTY OR FITNESS FOR A PARTICULAR PURPOSE OR OF MERCHANTABILITY. In no case shall Vestergaard be liable for consequential, special, indirect or incidental damages resulting from the use of handling of this product. The foregoing conditions of sale and warranty can be varied only with an agreement in writing signed by a duly authorized representative of Vestergaard.

Part No. xxxx

Deltamethrin 0.4% Incorporated Polyethylene Screen
EPA Reg. No.:85787-1

NOTE TO REVIEWER: Text within [brackets] indicates optional text. **Bold** and *Italicized* text is administrative and will not appear on final label.

NOTE TO REVIEWER: The following label will be sewn into the screen

Deltamethrin 0.4% Incorporated Polyethylene Screen
Kills Stable Flies and Biting Midges (including *Culicoides* spp. that may transmit Epizootic Hemorrhagic Disease (EHD) and Bluetongue virus)

Deltamethrin 0.4% incorporated polyethylene screen, containing deltamethrin insecticide has been specially formulated using patented insecticide release technology. The screen kills stable flies (*Stomoxys* spp.) and biting midges (*Culicoides* spp.) that may negatively affect livestock and other enclosed/secured animals. Stable flies and biting midges are killed when they land on the screen where they contact and absorb the insecticide.

Active Ingredients		w/w
Deltamethrin Technical Grade.....	-	0.4%
Other Ingredients	-	<u>99.6%</u>
TOTAL	-	100%

Directions for Use:

It is a violation of federal law to use this product in a manner inconsistent with its labeling.

Attach screen to the outside perimeter of animal shelter as directed in the Installation Guidelines included with the full label. Wear waterproof, rubber or non-permeable protective gloves when handling screen.

Care and Washing Instructions:

The dust accumulated on the screen can be washed by using mild non alkaline soap and with soft brushing. The effectiveness of the screen may get affected by dust accumulation and hence regular cleaning of the fence is recommended.

Storage and Disposal:

Pesticide Storage: Store the product in its original packing till the time of actual use. Store the product in a cool, dry place away from children and pets.

Pesticide Disposal and Container Handling: Do not reuse the packaging. Do not use the used screen for any other purpose other than the intended and recommended use. The used screen can be shredded and then disposed of into the trash.

Dimensions of screen: 328 ft. (100 m) in length and 3.3 ft. (1 m) in width

EPA Reg. No.: 85787-1

EPA Est. No.: 85787-VNM-1

Produced For:

Vestergaard Frandsen Inc.
1020 19th Street NW
Suite 895
Washington DC 20036
USA

Produced By:

Vestergaard S.A.
Place St. Francois 1
Lausanne
CH-1003 Switzerland

INSTALLATION GUIDELINES – Deltamethrin 0.4% Incorporated Polyethylene Screen




1. Measure each side of shelter / shed / pen / sty. Determine total length of fabric required. Measure height of shelter to be covered

2. Unroll fabric. Cut desired length (plus additional 1 ½ ft (50 cm)), then roll the cut piece so it will be easier to handle during installation. Shake loose dirt from fabric before installing.

3. Start attaching at edge of entry gate of shelter by securely nailing from bottom to top.

4. To kill stable flies the screen should be approx. 3 ft. (1 m) high with the bottom 4 in. (10 cm) above the ground. For biting midges the screen should be a minimum of 6.6 ft. (2 m) high with the bottom portion as close to the ground as possible (preferably touching the ground). Do not fold bottom.



5. Hammer 1 in (3 cm) nails through fabric leaving about ½ in (1.5 cm) of nail protruding from board. Bend nail over, securing the fabric

6. Roll out fabric as needed. Make sure it is straight and tight against structure of shelter.

7. Continue hammering nails on top board. Space 2 – 2 ½ ft (60 – 70 cm) apart. Keep fabric tight.

8. Once top is secure for a few yards (meters) pull fabric tight from below and hammer nails at bottom. Attach one section top and bottom then unroll as needed.



9. Keep fabric tight both vertically and horizontally. Do not let fabric sag. Do not stretch. Make sure there are no gaps where sections join.

10. Continue attaching around perimeter of shelter. Measure, cut and attach a separate piece of fabric to the gate. Cut fabric if necessary around other construction features.

Special Conditions

Install fabric flush to top of concrete or brick wall. Ensure that no space is left open.

Maintenance

Occasionally brush or wash fabric to prevent build-up of dust and dirt that will interfere with action of insecticide.

NOTE TO REVIEWER: Text within [brackets] indicates optional text. **Bold** and *italicized* text is administrative and will not appear on final label.

NOTE TO REVIEWER: The following are alternate installation guidelines.
INSTALLATION GUIDELINES – Deltamethrin 0.4% Incorporated Polyethylene Screen



1. Measure each side of shelter / shed / pen / sty. Determine total length of fabric required. Measure height of shelter to be covered.



2. Unroll fabric. Cut desired length (plus additional 1 ½ ft. (50 cm)), then roll the cut piece so it will be easier to handle during installation. Shake loose dirt from fabric before installing.



3. Start attaching at edge of entry gate of shelter by securely fastening from bottom to top by nailing for wooden structures and using zip ties, plastic clips or hog rings for wire or metal structures.



4. To kill stable flies the screen should be approx. 3 ft. (1 m) high with the bottom 4 in. (10 cm) above the ground. For biting midges the screen should be a minimum of 6.6 ft. (2 m) high with the bottom portion as close to the ground as possible (preferably touching the ground). Do not fold bottom.



5. Attach fastener through fabric and structure, securing the fabric.



6. Roll out fabric as needed. Make sure it is straight and tight against structure of shelter.



7. Continue fastening on top. Space 2 – 2 ½ ft. (60 – 70 cm) apart. Keep fabric tight.



8. Once top is secure for a few yards (meters) pull fabric tight from below and fasten at bottom. Attach one section top and bottom then unroll as needed.



9. Keep fabric tight both vertically and horizontally. Do not let fabric sag. Do not stretch. Make sure there are no gaps where sections join.



10. Continue attaching around perimeter of shelter. Measure, cut and attach a separate piece of fabric to the gate. Cut fabric if necessary around other construction features.

Special Conditions

Install fabric flush to top of concrete or brick wall. Ensure that no space is left open.

Maintenance

Occasionally brush or wash fabric to prevent build-up of dust and dirt that will interfere with action of insecticide.

Deltamethrin 0.4% Incorporated Polyethylene Screen

EPA Reg. No.:85787-1

NOTE TO REVIEWER: Text within [brackets] indicates optional text. **Bold** and *Italicized* text is administrative and will not appear on final label.

SUB LABEL B: DOOR AND WINDOW SCREEN

Deltamethrin 0.4% Incorporated Polyethylene Screen
Kills Mosquitoes

Alternate Brand Names: PermaNet® Screen

[Insecticide Incorporated Screen]

Active Ingredients		w/w
Deltamethrin Technical Grade.....	-	0.4%
Other Ingredients	-	<u>99.6%</u>
TOTAL	-	100%

EPA Reg. No.: 85787-1

EPA Est. No.: 92645-VNM-1

Net Content: 1 roll

Sizes:

30 ft. x 36 in.
30 ft. x 48 in.
100 ft. x 36 in.
100 ft. x 48 in.
100 ft. x 60 in.
100 ft. x 96 in.
300 ft. x 60 in.
300 ft. x 96 in.

Net. Wt.

1 lbs. (0.46 kg)
1.34 lbs. (0.61 kg)
3.37 lbs. (1.53 kg)
4.5 lbs. (2.04 kg)
5.64 lbs. (2.56 kg)
9.02 lbs. (4.09 kg)
16.91 lbs. (7.67 kg)
27.05 lbs. (12.27 kg)

READ ENTIRE LABEL & INSTALLATION GUIDE BEFORE USE. USE ONLY FOR PROTECTION FROM BITING MOSQUITOES, INCLUDING THOSE THAT MAY CARRY DENGUE, ZIKA, WEST NILE AND CHIKUNGUNYA.

[Please refer to insert for additional precautions and directions for use.]

[RETAIN THIS LABEL FOR REFERENCE]

- Pre-treated with insecticide lasting at least 24 months (2 years). Do not retreat.
- Insecticidal activity lasts at least 24 months (2 years).
- Installation similar to conventional insect screens.
- Sustained insecticide release – Long Lasting Insecticidal Screen.
- Deltamethrin 0.4% Polyethylene Screen.
- Perfect for use on window and door screens and screened porches, decks, patios, swimming pools, etc.
- Kills Mosquitoes (including those) (that can transmit Zika, Dengue, Chikungunya and West Nile).
- Kills *Aedes* spp. mosquitoes that may transmit Zika virus
- Provides protection from biting mosquitoes
- Provides protection from biting *Aedes* mosquitoes, that may carry the Zika virus
- Mosquitoes die by contact with the screen

- Available in black color only. Charcoal.
- Unscented, no odor.
- Mesh allows ventilation.
- Physical and chemical barrier – dual protection.
- Suitable for use outdoors and in direct sunlight for at least 24 months (2 years) for the control of mosquitoes that can transmit Zika, Dengue, Chikungunya and West Nile Virus.
- Discover the easy and effective way to kill mosquitoes, with PermaNet®, an innovative screen for doors, windows and porches.

Directions for Use:

It is a violation of federal law to use this product in a manner inconsistent with its labeling.

Wear waterproof, rubber or non-permeable protective gloves when handling screen.

Apply screens prior to start of mosquito season or every 24 months (2 years). Screens are pretreated with insecticide and no retreatment is required/ possible.

Installation: Additional tools required: spline tool with roller wheels, utility knife, screen spline (if existing spline is damaged)

1. **Remove the old screen** from the window, door or porch frame.
 - If removing from a wooden frame: Remove the old screen using the claw side of a hammer or a pry bar to take out any staples or nails holding the screen in place.
 - If removing from a metal or vinyl: Using a screwdriver, pry the spline (rubber seal) up from the frame
2. **Unroll the PermaNet® Screen fabric** using scissors or a utility knife, cut the screen 1 inch larger and wider than the frame on all sides.
3. **Pull the screen** as tight as you can around the frame.
 - If applying to a wooden frame: secure screen using nails or heavy duty staples at 0.3 – 0.5ft (10-15 cm) spacing.
 - If applying to a metal or vinyl frame: lay the spline out around the window frame channel on top of the screen. Using a spline tool, force the spline and screen into the frame channel.
4. **Cut away any excess screen** with a utility knife.

If the screen gets dirty or dusty, wipe down with a damp cloth with warm water and a mild non-alkaline detergent.

Use Restrictions:

Do not open the original packing until ready to use. Do not allow children to handle the product.

The screen is intended for use only as a carrier of the incorporated insecticide and is not to be taken internally by humans or animals.

Deltamethrin 0.4% incorporated polyethylene screen, containing deltamethrin insecticide has been specially formulated using patented insecticide release technology. The screen kills mosquitoes (*that can transmit Zika, Dengue, Chikungunya and West Nile Virus*) that may negatively affect human well-being and quality of life. The screen when installed in doors and windows provides a dual barrier by preventing mosquitoes from entering houses. Mosquitoes are killed when they land on the screen where they contact and absorb the insecticide.

STORAGE AND DISPOSAL

Do not contaminate water, food or feed by storage or disposal

Pesticide Storage: Store the product in its original packing till the time of actual use. Store the product in a cool, dry place away from children and pets.

Pesticide Disposal and Container Handling: Do not reuse the packaging. Do not use the used screen for any other purpose other than the intended and recommended use. The used screen can be shredded and then disposed of in the trash.

Produced For:

Vestergaard Frandsen Inc.
1020 19th Street NW
Suite 895
Washington DC 20036
USA

Produced By:

Vestergaard S.A.
Place St. Francois 1
Lausanne
CH-1003 Switzerland

[For questions or more information, call: 1-800-860-7447 or visit www.permanetscreen.com]

[Made in Vietnam] [Assembled in USA]

IMPORTANT NOTICE: DISCLAIMER

Read "IMPORTANT NOTICE: DISCLAIMER" before buying or using. If terms are not acceptable, return at once unopened. To the extent consistent with applicable law, Vestergaard S.A. warrants only that the product conforms to chemical description on the label and is reasonably fit for the purpose stated on the label when used in accordance with the directions under normal conditions of use. This warranty does not extend to the use of this product contrary to label instructions or under abnormal conditions, or under conditions not reasonably foreseeable to Vestergaard S.A. and user assumes the risk of any such use. To the extent consistent with applicable law, Vestergaard S.A. MAKES NO OTHER WARRANTY, EXPRESSED OR IMPLIED INCLUDING ANY IMPLIED WARRANTY OR FITNESS FOR A PARTICULAR PURPOSE OR OF MERCHANTABILITY. In no case shall Vestergaard be liable for consequential, special, indirect or incidental damages resulting from the use of handling of this product. The foregoing conditions of sale and warranty can be varied only with an agreement in writing signed by a duly authorized representative of Vestergaard.


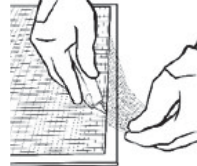
Part No. xxxx

The following are optional graphics:

PermaNet®



SCAN HERE for
directions for use



Deltamethrin 0.4% Incorporated Polyethylene Screen

EPA Reg. No.:85787-1

NOTE TO REVIEWER: Text within [brackets] indicates optional text. **Bold** and *Italicized* text is administrative and will not appear on final label.

TO REVIEWER: The following label will be sewn into the screen

Deltamethrin 0.4% Incorporated Polyethylene Screen

Deltamethrin 0.4% incorporated polyethylene screen, containing deltamethrin insecticide has been specially formulated using patented insecticide release technology for the control of mosquitoes *that can transmit Zika, Dengue, Chikungunya and West Nile Virus.*

Active Ingredients		w/w
Deltamethrin Technical Grade.....	-	0.4%
Other Ingredients	-	<u>99.6%</u>
TOTAL	-	100%

Directions for Use:

It is a violation of federal law to use this product in a manner inconsistent with its labeling.

Refer to full label for further installation instructions. Wear waterproof, rubber or non-permeable protective gloves when handling screen.

Care and Maintenance Instructions:

If the screen gets dirty or dusty, wipe down with a damp cloth with warm water and a mild non-alkaline detergent.

Storage and Disposal:

Pesticide Storage: Store the product in its original packing till the time of actual use. Store the product in a cool, dry place away from children and pets.

Pesticide Disposal and Container Handling: Do not reuse the packaging. Do not use the used screen for any other purpose other than the intended and recommended use. The used screen can be shredded and then disposed of into the trash.

EPA Reg. No.: 85787-1

EPA Est. No.: 92645-VNM-1

Produced For:

Vestergaard Frandsen Inc.
1020 19th Street NW
Suite 895
Washington DC 20036
USA

Produced By:

Vestergaard S.A.
Place St. Francois 1
Lausanne
CH-1003 Switzerland