



UNITED STATES ENVIRONMENTAL PROTECTION AGENCY  
WASHINGTON, DC 20460

OFFICE OF CHEMICAL SAFETY  
AND POLLUTION PREVENTION

November 14, 2018

Anna Armstrong  
Agent for RedEagle International, LLC  
c/o Wagner Regulatory Associates, Inc.  
P.O. Box 640  
Hockessin, DE 19707

Subject: Label Amendment – Paraquat Dichloride Human Health Mitigation (Phase 1&2);  
Add alternate brand name  
Product Name: Paraquat 43.2% SL  
EPA Registration Number: 85678-58  
EPA Receipt Date: August 15, 2018  
Decision Number: 543495

Dear Ms. Armstrong:

The amended label referred to above, submitted in connection with registration under the Federal Insecticide, Fungicide, and Rodenticide Act (FIFRA), as amended, is acceptable. This approval does not affect any conditions that were previously imposed on this registration. You continue to be subject to existing conditions on your registration and any deadlines connected with them.

A stamped copy of your labeling is enclosed for your records. This labeling supersedes all previously accepted labeling. The next label printing of this product must use this labeling unless subsequent changes have been approved. You must submit one copy of the final printed labeling before you release the product for shipment with the new labeling. In accordance with 40 CFR 152.130(d), you may distribute or sell this product under the previously approved labeling for 12 months from the date of this letter. After 12 months, you may only distribute or sell this product if it bears this new revised labeling or subsequently approved labeling. “To distribute or sell” is defined under FIFRA section 2(gg) and its implementing regulation at 40 CFR 152.3.

You must comply with the requirements described in the Agency’s December 14, 2016 *Paraquat Dichloride Human Health Mitigation Decision* (amended January 12, 2017 and February 6, 2018) concerning risk mitigation measures that must be implemented to address accidental ingestion and worker exposure incidents.

Should you wish to add/retain a reference to the company’s website on your label, then please be aware that the website becomes labeling under FIFRA and is subject to review by the Agency. If the website is false or misleading, the product would be misbranded and unlawful to sell or distribute under FIFRA section 12(a)(1)(E). 40 CFR 156.10(a)(5) list examples of statements EPA may consider false or misleading. In addition, regardless of whether a website is referenced on your product’s label, claims made on the website may not substantially differ from those claims approved through the registration process. Therefore, should the Agency find or if it is

Page 2 of 2  
EPA Reg. No. 85678-58  
Decision No. 543495

brought to our attention that a website contains false or misleading statements or claims substantially differing from the EPA approved registration, the website will be referred to the EPA's Office of Enforcement and Compliance.

Your release for shipment of the product constitutes acceptance of these conditions. If these conditions are not complied with, the registration will be subject to cancellation in accordance with FIFRA section 6.

The alternate brand name "**Paraquat Concentrate 3**" has been added to the product record.

If you have any questions, please contact Mindy Ondish by phone at 703-605-0723, or via email at [ondish.mindy@epa.gov](mailto:ondish.mindy@epa.gov).

Sincerely,



Emily Schmid, Acting Product Manager 25  
Herbicide Branch  
Registration Division (7505P)  
Office of Pesticide Programs

Enclosure

**Restricted Use Pesticide**

Due to acute toxicity. For retail sale to and use by certified applicators only – **NOT** to be used by uncertified persons working under the supervision of a certified applicator.

**PARAQUAT DICHLORIDE    GROUP    22    HERBICIDE**

**Paraquat 43.2% SL; ABN: Paraquat Concentrate 3**

An Herbicide for the Control of Weeds and Grasses and for Use as a Harvest Aid

**Active Ingredient:**

Paraquat dichloride (1,1'-dimethyl-4,4'-bipyridinium dichloride) ..... 43.2%

**Other Ingredients:** ..... 56.8%

**Total:** ..... 100.0%

Contains 3.0 pounds paraquat cation per gallon as 4.14 pounds of paraquat dichloride salt per gallon. Contains emetic and stench (odor).

**KEEP OUT OF REACH OF CHILDREN  
DANGER**



**POISON**

**READ ENTIRE LABEL PRIOR TO USING THIS PRODUCT. IN THE CASE OF AN ACCIDENT, SEEK IMMEDIATE MEDICAL ATTENTION. SYMPTOMS ARE PROLONGED, PAINFUL, AND CAN BE FATAL.**

**If you do not understand the label, find someone to explain it to you in detail.**

**MANTENER FUERA DEL ALCANCE DE LOS NINOS  
PELIGRO**



**VENENO**

**LEA LA ETIQUETA COMPLETA ANTES DE USAR ESTE PRODUCTO. EN CASO DE ACCIDENTE, BUSQUE ATENCIÓN MÉDICA INMEDIATA. LOS SÍNTOMAS SON PROLONGADOS, DOLOROSOS, Y PUEDEN SER MORTALES. Si usted no entiende la etiqueta, busque a alguien para que se la explique a usted en detalle.**

- IF SWALLOWED, TAKE IMMEDIATE ACTION AS PRESCRIBED IN FIRST AID. SYMPTOMS ARE PROLONGED AND PAINFUL.
- CORROSIVE TO SKIN AND EYES. / CORROSIVO PARA LA PIEL Y LOS OJOS.
- NEVER TRANSFER THIS PRODUCT INTO FOOD OR BEVERAGE CONTAINERS OR CONTAINERS NOT EXPLICITLY INTENDED FOR PESTICIDES. /NUNCA TRANSFERIRA ESTE PRODUCTO A RECIPIENTES PARA COMIDA O DE BEBIDAS O RECIPIENTES NO EXPLÍCITAMENTE PREVISTOS PARA PLAGUICIDAS.
- DO NOT USE OR STORE IN OR AROUND THE HOME.
- DO NOT REMOVE CONTENTS EXCEPT FOR IMMEDIATE USE.
- THE ODOR OF THIS PRODUCT IS FROM THE STENCHING AGENT WHICH HAS BEEN ADDED, NOT FROM PARAQUAT.

**FIRST AID**

Contains Paraquat, a Bipyridylum Herbicide. Have the product container or label with you when calling a poison control center or doctor, or going for treatment.

<b>IF SWALLOWED:</b>	<ul style="list-style-type: none"> <li>• Call a poison control center or doctor <b>IMMEDIATELY</b> for treatment advice.</li> <li>• <b>SPEED IS ESSENTIAL.</b> Immediate medical attention is required. If available, give an adsorbent such as activated charcoal, bentonite or Fuller's Earth.</li> <li>• Have person sip a glass of water if able to swallow.</li> <li>• Do not induce vomiting unless told to by a poison control center or doctor.</li> <li>• Do not give anything by mouth to an unconscious person.</li> </ul>
----------------------	---

<b>IF INHALED:</b>	<ul style="list-style-type: none"> <li>• Move person to fresh air.</li> <li>• The odor of this product is from the stenching agent, which has been added, not from the paraquat.</li> <li>• If person is not breathing, call 911 or an ambulance.</li> <li>• Call a poison control center or doctor for treatment advice.</li> </ul>
--------------------	--

<b>IF IN EYES:</b>	<ul style="list-style-type: none"> <li>• Hold eye open and rinse slowly and gently with water for 15-20 minutes.</li> <li>• Remove contact lenses, if present, after the first 5 minutes, then continue rinsing eye.</li> <li>• Call a poison control center or doctor for treatment advice.</li> </ul>
--------------------	---

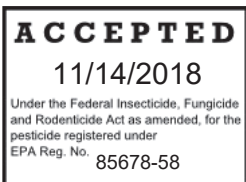
<b>IF ON SKIN OR CLOTHING:</b>	<ul style="list-style-type: none"> <li>• Take off contaminated clothing.</li> <li>• Rinse skin immediately with plenty of water for 15-20 minutes.</li> <li>• Call a poison control center or doctor for treatment advice.</li> </ul>
--------------------------------	---

**NOTE TO PHYSICIAN:** Administer either activated charcoal (100g for adults or 2g/kg body weight in children) or Fuller's Earth (15% solution; 1 liter for adults or 15ml/kg body weight in children). **NOTE:** The use of gastric lavage without administration of an adsorbent has not shown any clinical benefit. Do not use supplemental oxygen. Eye splashes from concentrated material should be treated by an eye specialist after initial treatment. With the possibility of late onset corneal ulceration, it is advised that patients with paraquat eye injuries are reviewed by an eye specialist the day after first presentation. Use treatment that is appropriate for chemical burns. Intact skin is an effective barrier to paraquat; however, contact with irritated or cut skin or repeated contact with intact skin may result in poisoning.

**EMERGENCY NUMBERS:** Have the product container or label with you when calling a poison control center or doctor, or going for treatment. For 24-hour medical emergency assistance (human or animal), call **(800) 222-1222**. For chemical emergency assistance (spill, leak, fire, or accident), call ChemTrec at **(800) 424-9300**.

[Optional referral statements when booklets and container labels are used: [See label booklet for complete Precautionary Statements, Directions For Use, and Storage and Disposal.] [See label booklet for additional Precautionary Statements Directions For Use, and Storage and Disposal.] [See label booklet for complete Directions For Use.]

**Manufactured For:**  
RedEagle International LLC  
5143 S. Lakeland Dr., Suite 3  
Lakeland, FL 33813



EPA Reg.: 85678-58  
EST. No.: \_\_\_\_\_  
Net Contents: \_\_\_\_\_ [Gals./L]

<ul style="list-style-type: none"> <li>• <b>Danger – Fatal If Swallowed or Inhaled.</b></li> <li>• <b>Causes Severe Eye Injury.</b></li> <li>• <b>Corrosive to Skin.</b></li> <li>• <b>NEVER TRANSFER THIS PRODUCT INTO FOOD OR BEVERAGE CONTAINERS OR CONTAINERS NOT EXPLICITLY INTENDED FOR PESTICIDES.</b></li> <li>• <b>Store Tightly Closed in Original Container, and in a Locked Place Away from Children and Animals.</b></li> <li>• <b>Never Use this product in Residential or Public Recreational Settings (e.g. Homes, Home Gardens, Schools, Recreational Parks, Golf Courses, and/or Playgrounds).</b></li> <li>• <b>This Product is TOXIC! An Alerting Agent (Odor) Has Been Added to Help Prevent Accidental Ingestion.</b></li> <li>• <b>See Back of Product Container for Important Safety Information.</b></li> </ul>	<ul style="list-style-type: none"> <li>• <b>Peligro – Mortal Si Se Ingiere o Inhala.</b></li> <li>• <b>Causa Lesiones Graves En Los Ojos.</b></li> <li>• <b>Corrosivo Para La Piel.</b></li> <li>• <b>Nunca Transfeiera Este Producto A Recipientes Para Comida O De Bebidas O Recipientes No Explicítamente Previstos Para Plaguicidas.</b></li> <li>• <b>Guarde Bien Cerrado En El Envase Original Y En Un Lugar Cerrado Lejos De Niños Y Animales.</b></li> <li>• <b>Nunca Use Este Producto En Áreas Residenciales O Públicas (Como Hogares, Jardines, Escuelas, Parques Recreativos, Campos De Golf, O Salones De Juegos).</b></li> <li>• <b>¡Este Producto Es Tóxico! Se Ha Agregado Un Agente De Alerta (Olor) Para Ayudar A Prevenir Su Ingestión Accidental.</b></li> <li>• <b>La Parte Posterior Del Envase Del Producto Tiene Información De Seguridad Importante.</b></li> </ul>
--	--

**PRECAUTIONARY STATEMENTS**  
**HAZARDS TO HUMANS AND DOMESTIC ANIMALS**  
**DANGER - POISON/ PELIGRO - VENENO**



May be fatal if swallowed. Fatal if inhaled. Corrosive. Causes irreversible eye damage. Harmful if absorbed through skin. Do not breathe spray mist. Do not get in eyes, on skin, or on clothing. Prolonged or frequently repeated contact may cause allergic reactions in some individuals. Wash thoroughly with soap and water after handling and before eating, drinking, chewing gum, using tobacco, or using the toilet. Remove and wash contaminated clothing before reuse.

**PERSONAL PROTECTIVE EQUIPMENT (PPE)**

**Applicators and other handlers (other than mixers and loaders) must wear:**

- Long-sleeve shirt and long pants
- Shoes plus socks
- Protective eyewear
- Chemical-resistant gloves made of barrier laminate, butyl rubber ≥14 mils, nitrile rubber ≥14 mils, neoprene rubber ≥14 mils, natural rubber ≥14 mils, polyethylene, polyvinyl chloride (PVC) ≥14 mils, or Viton® ≥14 mils
- NIOSH-approved particulate respirator with any N, R, or P filter, NIOSH approval number prefix TC-84A, or a NIOSH-approved powered air-purifying respirator with an HE filter with NIOSH approval number prefix TC-21C.

**Mixers and loaders must wear:**

- Long-sleeve shirt and long pants
- Shoes plus socks
- NIOSH-approved particulate respirator with any N, R, or P filter, NIOSH approval number prefix TC-84A, or a NIOSH-approved powered air-purifying respirator with an HE filter with NIOSH approval number prefix TC-21C.
- Chemical-resistant gloves made of barrier laminate, butyl rubber ≥14 mils, nitrile rubber ≥14 mils, neoprene rubber ≥14 mils, natural rubber ≥14 mils, polyethylene, polyvinyl chloride (PVC) ≥14 mils, or Viton® ≥14 mils
- Chemical-resistant apron
- Face shield

Discard clothing and other absorbent materials that have been drenched or heavily contaminated with this product's concentrate. Do not reuse them. Follow the manufacturer's instructions for cleaning/maintaining PPE. If no such instructions for washables exist, use detergent and hot water. Keep and wash PPE separately from other laundry.

**Engineering Controls:** When handlers use closed systems, enclosed cabs, or aircraft in a manner that meets the requirements listed in the Worker Protection Standard (WPS) for agricultural pesticides [40 CFR 170.240(d)(4-6)], the handler PPE requirements may be reduced or modified as specified in the WPS.

**USER SAFETY RECOMMENDATIONS**

**Users should:**

- Wash hands before eating, drinking, and chewing gum, using tobacco or using the toilet.
- Remove clothing/PPE immediately if pesticide gets inside. Then wash thoroughly and put on clean clothing.
- Remove PPE immediately after handling this product.
- Wash the outside of gloves before removing.
- As soon as possible, wash thoroughly and change into clean clothing.

**ENVIRONMENTAL HAZARDS**

**This product is toxic to wildlife.** Do not apply directly to water, or to areas where surface water is present, or to intertidal areas below the mean high water mark. Do not contaminate water when cleaning equipment or disposing of equipment wash waters.

**Paraquat dichloride is toxic to non-target crops and plants if off-target movement occurs** because it desiccates all green plant

tissue. Extreme care must be taken to ensure that off-target drift is minimized to the greatest extent possible. Refer to the local State laws, regulations, guidelines, and spray drift information contained in the Directions for Use section for proper application to avoid off-target movement. Do not apply under conditions involving possible drift to food, forage, or other plantings that might be damaged or the crops thereof rendered unfit for sale, use, or consumption. Do not apply when weather conditions favor drift from treated areas. To avoid drift, do not make aerial application during periods of thermal inversion.

#### PHYSICAL AND CHEMICAL HAZARDS

This product is **mildly corrosive to aluminum** and produces hydrogen gas which may form a highly combustible gas mixture. Do not mix or store in containers, spray tanks, nurse tanks, or such systems made of aluminum or having aluminum fittings. The product is compatible with high density polyethylene and rubber-lined steel containers. Do not mix or allow coming into contact with oxidizing agents. Hazardous chemical reaction may occur.

#### CERTIFIED APPLICATOR TRAINING

Applicators must complete an EPA-approved paraquat training listed on the following website: <https://www.epa.gov/pesticide-worker-safety/paraquat-dichloride-training-certified-applicators>. The training must be completed a minimum of every three years.

### DIRECTIONS FOR USE

**Restricted Use Pesticide. It is a violation of Federal law to use this product in a manner inconsistent with its labeling.**

Do not apply this product in a way that will contact workers or other persons, either directly or through drift. Only protected handlers may be in the area during application. For any requirements specific to your State or Tribe, consult the agency responsible for pesticide regulation. Do not use this product in residential or public recreational settings (e.g., homes, home gardens, schools, recreational parks, golf courses, and/or playgrounds).

#### AGRICULTURAL USE REQUIREMENTS

Use this product only in accordance with its labeling and with the Worker Protection Standard 40 CFR Part 170. This Standard contains requirements for the protection of agricultural workers on farms, forests, nurseries, and greenhouses, and handlers of agricultural pesticides. It contains requirements for training, decontamination, notification, and emergency assistance. It also contains specific instructions and exceptions pertaining to the statements on this label about personal protective equipment (PPE) and restricted-entry interval (REI). The requirements in this box only apply to use of this product that are covered by the Worker Protection Standard.

**For early post-emergence broadcast in peanuts and dormant season applications, chemical fallow, and "between cutting" applications in alfalfa:** Do not enter or allow worker entry into treated areas during the **restricted-entry interval (REI) of 12 hours**.

**For harvest aid and desiccation application and pre-plant or pre-emergence (broadcast or banded), and post-emergence directed spray applications:** Do not enter or allow worker entry into treated areas during the **restricted entry interval (REI) of 24 hours**.

PPE required for early entry to treated areas that is permitted under the Worker Protection Standard and that involves contact with anything that has been treated, such as plants, soil, or water is:

- Coveralls
- Chemical-resistant gloves made of barrier laminate, butyl rubber ≥14 mils, nitrile rubber ≥14 mils, neoprene rubber ≥14 mils, natural rubber ≥14 mils, polyethylene, polyvinyl chloride (PVC) ≥14 mils, or Viton® ≥14 mils
- Shoes plus socks
- Protective eyewear

#### NON-AGRICULTURAL USE REQUIREMENTS

The requirements in this box apply to uses of this product that are NOT within the scope of the Worker Protection Standard for agricultural pesticides (40 CFR Part 170). The WPS applies when this product is used to produce agricultural plants on farms, forests, nurseries, or greenhouses.

DO NOT enter or allow others to enter the treated area until sprays have dried. AVOID working in spray mist.

Keep all unprotected persons out of operating areas or vicinity where there may be danger of drift.

Certain states may require more restrictive reentry intervals; consult your State Department of Agriculture for further information.

#### PRODUCT USE INSTRUCTIONS AND INFORMATION

Do not apply this product through any type of irrigation system.

**A drift control agent or spray deposition additive SHOULD be used when Paraquat 43.2% SL is applied at less than 10 gallons per acre finished spray volume.** See the additive label for use rates, directions for use, limitations, restrictions and other product specific information.

#### WEED RESISTANCE MANAGEMENT

**Paraquat 43.2% SL** contains paraquat dichloride and is classified as a Group 22 herbicide, chemical class bipyridylum, with photosystem I electron diverter mode of action.

Herbicide resistance is defined as the inherited ability of a plant to survive and reproduce following exposure to a dose of herbicide normally lethal to the wild type. In a plant, resistance may be naturally occurring or induced by such techniques as genetic engineering or selection of variants produced by tissue culture or mutagenesis. Any weed population may contain or develop plants that are



naturally resistant to **Paraquat 43.2% SL** and other Group 22 herbicides. Weed species with acquired resistance to Group 22 herbicides may eventually dominate the weed population if Group 22 herbicides are used repeatedly in the same field or in successive years as the primary method of control for targeted species. This may result in partial or total loss of control of those species by **Paraquat 43.2% SL** or other Group 22 herbicides.

Indicators of possible herbicide resistance include: (1) failure to control a weed species normally controlled by the herbicide at the dose applied, especially if control is achieved on adjacent weeds; (2) a spreading patch of non-controlled plants of a particular weed species; (3) surviving plants mixed with controlled individuals of the same species. If resistance is suspected, prevent weed seed production in the affected area by an alternative herbicide from a different group or by a mechanical method such as hoeing or tillage. Prevent movement of resistant weed seeds to other fields by cleaning harvesting and tillage equipment when moving between fields, and planting clean seed. If a weed pest population continues to progress after treatment with this product, discontinue use of this product, and switch to another management strategy or herbicide with a different mode of action, if available.

To delay herbicide resistance, consider:

- Avoiding the consecutive use of **Paraquat 43.2% SL** or other target site of action Group 22 herbicides that have a similar target site of action, on the same weed species.
- Using tank mixtures or premixes with herbicides from different target site of action Groups as long as the involved products are all registered for the same use, have different sites of action, and are both effective at the tank mix or prepack rate on the weed(s) of concern.
- Basing herbicide use on a comprehensive Integrated Pest Management (IPM) program.
- Monitoring treated weed populations for loss of field efficacy.

Users should scout before and after application. Users should report lack of performance to RedEagle International LLC representative.

Contact your local sales representative, extension agent, or certified crop advisors to find out if suspected resistant weeds to this MOA have been found in your region. If resistant biotypes of target weeds have been reported, use the application rates of this product specified for your local conditions. Tank mix products so that there are multiple effective mechanisms of action for each target weed.

#### INTEGRATED PEST MANAGEMENT

**Paraquat 43.2% SL** may be used as part of an Integrated Pest Management (IPM) program that can include biological, cultural, and genetic practices aimed at preventing economic pest damage. IPM principles and practices include field scouting or other detection methods, correct target pest identification, population monitoring, and treating when target pest populations reach locally determined action thresholds. Consult your State cooperative extension service, professional consultants or other qualified authorities to determine appropriate action treatment threshold levels for treating specific pest/crop systems in your area.

#### SPRAY DRIFT INFORMATION

##### AVOIDING SPRAY DRIFT AT THE APPLICATION SITE IS THE RESPONSIBILITY OF THE APPLICATOR.

The interaction of many equipment- and weather-related factors determines the potential for spray drift. The applicator and the grower are responsible for considering all these factors when making decisions.

The following **DRIFT MANAGEMENT REQUIREMENTS** must be followed to avoid off-target drift movement from aerial applications to agricultural field crops. These requirements do not apply to forestry applications, public health uses or to applications using dry formulations.

1. The distance of the outer most nozzles on the boom must not exceed 3/4 the length of the wingspan or rotor.
2. Nozzles must always point backward parallel with the air stream and never be pointed downwards more than 45°. Where states have more stringent regulations, they must be observed.

The applicator should be familiar with and take into account the information covered in the Aerial Drift Reduction Advisory Information.

#### AERIAL DRIFT REDUCTION ADVISORY INFORMATION

##### Information on Droplet Size

The most effective way to reduce drift potential is to apply large droplets. The best management strategy is to apply the largest droplets that provide sufficient coverage and control. Applying larger droplets reduces drift potential, but will not prevent drift if applications are made improperly, or under unfavorable environmental conditions (see **Wind, Temperature and Humidity**, and **Temperature Inversions**).

##### Controlling Droplet Size

**Volume** - Use high flow rate nozzles to apply the highest spray volume. Nozzles with higher specified rated flows produce larger droplets.

**Pressure** - Do not exceed the nozzle manufacturer's recommended pressures. For many nozzle types lower pressure produces larger droplets. When higher flow rates are needed, use higher flow rate nozzles instead of increasing pressure.

**Number of Nozzles** - Use the minimum number of nozzles that provide uniform coverage.

**Nozzle Orientation** - Orienting nozzles so that the spray is released parallel to the airstream produces larger droplets than other orientations and is the recommended practice. Significant deflection from horizontal will reduce droplet size and increase drift potential.

**Nozzle Type** - Use a nozzle that is designed for the intended application. With most nozzle types, narrower spray angles produce larger

droplets. Consider using low-drift nozzles. Solid stream nozzles oriented straight back produce the largest droplets and the lowest drift.

### Boom Length

For some use patterns, reducing the effective boom length to less than 3/4 of the wingspan or rotor length may further reduce drift without reducing swath width.

### Application Height

Applications must not be made at a height greater than 10 feet above the top of the largest plants unless a greater height is required for aircraft safety. Making application at the lowest height that is safe reduces exposure of droplets to evaporation and wind.

### Swath Adjustment

When applications are made with a crosswind, the swath will be displaced downwind. Therefore, on the up and downwind edges of the field, the applicator must compensate for this displacement by adjusting the path of the aircraft upwind. Swath adjustment distance should increase with increasing drift potential (higher wind, smaller drops, etc.).

### Wind

Drift potential is lowest between wind speeds of 2-10 mph. However, many factors, including droplet size and equipment type, determine drift potential at any given speed. Application must be avoided below 2 mph due to variable wind direction and high inversion potential. **NOTE:** Local terrain can influence wind patterns. Every applicator must be familiar with local wind patterns and how they affect spray drift.

### Temperature and Humidity

When making applications in low relative humidity, set up equipment to produce larger droplets to compensate for evaporation. Droplet evaporation is most severe when conditions are both hot and dry.

### Temperature Inversions

Applications must not occur during a temperature inversion because drift potential is high. Temperature inversions restrict vertical air mixing, which causes small suspended droplets to remain in a concentrated cloud. This cloud can move in unpredictable directions due to the light variable winds common during inversions. Temperature inversions are characterized by increasing temperatures with altitude and are common on nights with limited cloud cover and light to no wind. They begin to form as the sun sets and often continue into the morning. Their presence can be indicated by ground fog; however, if fog is not present, inversions can also be identified by the movement of smoke from a ground source or an aircraft generator. Smoke that layers and moves laterally in a concentrated cloud (under low wind conditions) indicates an inversion, while smoke that moves upward and rapidly dissipates indicates good vertical air mixing.

### Sensitive Areas

The pesticide must only be applied when the potential for drift to adjacent sensitive areas (e.g., residential areas, bodies of water, known habitat for threatened or endangered species, non-target crops) is minimal (e.g., when wind is blowing away from the sensitive areas).

## PRODUCT USE INFORMATION

**Paraquat 43.2% SL** is a liquid formulation herbicide that contains 3 lbs. of active ingredient per gallon. The formulation includes a non-toxic odor to help prevent accidental ingestion, and also contains an emetic, which will induce vomiting if the product is swallowed.

## APPLICATION

**Paraquat 43.2% SL** is a contact herbicide for control or suppression of a broad spectrum of weeds that have emerged including most small annual broadleaf and grass weeds. **Paraquat 43.2% SL** can also be used to suppress perennial weeds by destroying green foliage and as a desiccant/ defoliant at harvest time.

Thorough and complete coverage of target labeled application sites is necessary to obtain good control and product performance as a defoliant/desiccant because **Paraquat 43.2% SL** is a contact-type herbicide. Undesirable weed control and poor crop desiccation/defoliation will result if improper application technique and/or application to large, stressed, or mown weeds are made. Refer to the following details for specific application instructions.

Thorough coverage of all foliage is required for efficacious weed control and crop defoliation and desiccation because **Paraquat 43.2% SL** requires actively growing plant tissue to function. Drought-stressed weeds, weeds with little green foliage (i.e., mowed or cut weeds), or mature woody bark of trees and vines are unaffected by application with **Paraquat 43.2% SL**.

There is no residual soil activity to affect later-planted crops or later germinating weeds because clay and organic matter rapidly bind up **Paraquat 43.2% SL**.

## ROTATIONAL CROPS

After the last application of **Paraquat 43.2% SL**, all rotational crops may be planted immediately.

## RAINFASTNESS

Rain occurring 30 minutes or more after application will have no effect on the activity of **Paraquat 43.2% SL** because it is rapidly absorbed by the weed foliage.

#### USE OF A NONIONIC SURFACTANT OR CROP OIL CONCENTRATE

The following should always be used and included at the specified use rates or there will be a reduction in efficacy of **Paraquat 43.2% SL**.

**Nonionic Surfactant:** Either add a nonionic surfactant that contains 50-74% surface-action agent at 0.25% v/v (2 pts./100 gals.) that is cleared for the current use, or add a nonionic surfactant that contains 75% or more surface-active agent at 0.125% v/v (1 pt./100 gals.), of the finished spray volume for ground applications. For applications made by air, add a nonionic surfactant at 0.25% v/v (2 pts./100 gals.) of the finished spray volume.

**Crop Oil Concentrate:** For ground applications, add a crop oil concentrate that has demonstrated crop safety and is cleared for the current use that contains 15-20% approved emulsifier, with 1.0% v/v, (1 gal./100 gals.) of the finished spray volume. For applications made by air, add 1 pt. of crop oil concentrate per acre. **When using Paraquat 43.2% SL as a cotton harvest aid, do not use crop oil concentrate.**

#### NOZZLE SELECTION

Using flat-fan nozzles will deliver most effective application of **Paraquat 43.2% SL**. Using flood nozzles may result in a reduction of weed control due to inadequate coverage because they produce large uneven droplets.

Use only flat fan nozzles when spraying less than 20 gallons of spray carrier per acre using the following table.

Nozzle Type and Spray Pressure Setup	Nozzle Type	
	Flat Fan	Flood
Maximum Size	8	15
Spray Pressure (at nozzle)	30-50 psi	30-50 psi
Maximum Nozzle Spacing	30"	40"
Direction of Spray Pattern	Down	Down
Maximum Speed	10 mph	10 mph
Spray Overlap (at each edge)	30%	50%

Reduced control will result if nozzles, pressures, or setups are different from the above table.

#### SPRAY CARRIER

**Paraquat 43.2% SL** may be inactivated by muddy water, or suspension-type fertilizers containing clay. Therefore, always use clean water (free of mud or clay), clear liquid nitrogen, or complete clear liquid fertilizers as the carrier when spraying this product. Never use suspension-type fertilizers containing clay as the spray carrier. Always use the higher specified use rate for **Paraquat 43.2% SL** and surfactant if using a complete clear liquid fertilizer containing high phosphate levels as the spray carrier.

**Note:** It is important that when using liquid fertilizers such as 28%N as a spray carrier, that a nonionic surfactant still be used with **Paraquat 43.2% SL**. Liquid fertilizer carriers are not substitutes for surfactants.

#### RATES OF PARAQUAT 43.2% SL

With each use, follow use rates listed in the following tables. When weeds are larger or are dense, use the higher specified label rates. For use as a harvest aid, use higher specified rate when crop vegetation is dense. Do not exceed 0.50 lb. a.i./A in a minimum of 30 gallons of spray for broadcast applications with backpack sprayers.

#### SPRAY VOLUME

With each use, follow use rates listed in the tables below. Spray volumes should be increased as necessary to obtain complete coverage and thorough of the target weed or plant without runoff from the foliage, because **the volumes listed are minimum volumes only.**

TARGET WEEDS SHOULD NOT BE GREATER THAN 6 INCHES IN HEIGHT WHEN SPRAYING LESS THAN 20 GALLONS OF SPRAY CARRIER PER ACRE.

#### APPLICATION TIMING

Applications should be made to small weeds that have emerged. Weeds that are taller than 6 inches in height may be more difficult to control than weeds 1-6 inches in height. If possible, when green foliage is removed either from grazing or mowing, before spraying, allow the weeds to grow 2-4 inches in height. When forage or grain crops are harvested before spraying, weeds that are in the field are also cut with the harvested grain or forage. Therefore, it is important to raise cutter bars as high as possible from the ground to cut stubble and weeds at a greater height, that allows sufficient green foliage to remain for applications.

#### BURNDOWN OF GRASS COVER CROPS OR VOLUNTEER CEREALS

The best results occur for control of grass cover crops or volunteer cereals when **Paraquat 43.2% SL** is applied before tillering or after boot stage, especially with a wheat cover crop or volunteer wheat. Complete control may not be achieved with treatments made between tillering and boot stage. Complete control of perennial cover crops should not be expected.

#### ENVIRONMENTAL CONDITIONS



This product is active over a broad range of environmental conditions such as cool (below 55°F), cloudy or overcast weather. These conditions will slow the activity of **Paraquat 43.2% SL**, but will not affect overall product performance.

### SPOT SPRAYING

Refer to the following table for mixing instructions for small quantities of product if the labeled application will be made to small areas only.

#### Mixing Instructions for Small Quantities for Spot Spraying

If the Broadcast Rate per acre for Paraquat 43.2% SL is:	Add the Following Amount of Paraquat 43.2% SL to 1 Gallon of Water:
1.5 pts.	0.33 fl. oz.
2 pts.	0.375 fl. oz.
2.5 pts.	0.5 fl. oz.
3 pts.	0.67 fl. oz.

Include 0.33 – 0.5 fl. oz. of a nonionic surfactant for each gallon of spray at all times. Thoroughly wet the foliage, but not to the point of runoff when spot spraying.

### TANK MIXING: ENHANCED BURNDOWN OF DIFFICULT-TO-CONTROL WEEDS AND FOR RESIDUAL WEED CONTROL

#### Photosynthetic Inhibitor (PSI) Herbicides

To control difficult weeds, tank mix **Paraquat 43.2% SL** with other herbicides. The addition of other photosynthetic inhibitors (PSI) herbicides will slow the activity of **Paraquat 43.2% SL**. This will allow **Paraquat 43.2% SL** to thoroughly distribute throughout a treated leaf, thus achieving better control than if **Paraquat 43.2% SL** was applied alone.

**Paraquat 43.2% SL** may be applied in tank mixture with the following PSI herbicides:

Atrazine; atrazine + metolachlor; metribuzin + chlorimuron-ethyl; Alachlor + atrazine; metribuzin; linuron; and simazine

It is the pesticide user's responsibility to ensure that all products are registered for the intended use. Read and follow the applicable restrictions and limitations and directions for use on all product labels involved in tank mixing. Users must follow the most restrictive directions for use and precautionary statements of each product in the tank mixture.

#### Improved Weed Control with PSI's

The addition of a PSI herbicide will help improve product performance on the weeds that are difficult to control listed below. Make a second application for best results.

Barnyardgrass	Marestail
Broadleaf signalgrass	Morningglory
Cheatgrass	Pennsylvania smartweed
Cocklebur	Perennial weeds (suppression only)
Fall panicum	Prickly lettuce
Giant ragweed	Sedges
Knotweed	Tansymustard
Kochia	Velvetleaf
Lambsquarters	Volunteer wheat Malva (cheeseweed)

#### Improved Control of Perennial and Annual Broadleaf Weeds

Tank mixing with a labeled 2,4-D ester (Low Volatile), 2,4-DB, or dicamba herbicide will help improve control when perennial broadleaf weeds such as Canada thistle, bindweed, dandelion, etc., or difficult to control annual broadleaf weeds such as giant ragweed or morning glory are present. Reduced grass control may result when tank mixing the amine formulation of 2,4-D with **Paraquat 43.2% SL**.

#### Order of Tank Mixing

Mix **Paraquat 43.2% SL** and other listed ingredients as follows:

1. Fill spray tank 1/2 full with clean water or other approved carriers such as clear liquid fertilizer.
2. Begin agitation of the spray tank and continue throughout mixing and spraying.
3. Add dry formulations (WP, DF, etc.) to the spray tank.
4. Add liquid formulations (SC, EC, L, etc.) to the spray tank.
  5. Add **Paraquat 43.2% SL** to the spray tank.
6. Add nonionic surfactant to the spray tank.
7. Fill remainder of spray tank with water.

When using different formulation of the herbicides listed on this label, check for physical compatibility by conducting a jar test.

### PRODUCT USE PRECAUTIONS AND RESTRICTIONS

#### EQUIPMENT

**Paraquat 43.2% SL** is corrosive to aluminum. Thoroughly flush all spray equipment made from aluminum and aluminum aircraft structures that are exposed to spray solution or spray drift with water immediately after use.

The activity of **Paraquat 43.2% SL** may be reduced in dry areas where dust stirred up by high winds or equipment tires can coat weed

or plant leaves. Therefore, avoid making applications in extremely dusty conditions.

#### RESTRICTIONS

- Do not graze livestock in treated fields or feed treated foliage in cotton when this product is used as a cotton harvest aid.
- Do not use this product in residential or public recreational settings (e.g. homes, home gardens, schools, recreational parks, golf courses, and/or playgrounds).
- Do not make application to soils lacking clay minerals such as peat, muck, pure sand, artificial planting media for pre-plant and pre-emergence (to the crop) uses.

#### PRECAUTIONS

- **Unless otherwise indicated, Paraquat 43.2% SL will severely injure or kill crops that are emerged at time of application if they come in contact with sprays.**
- To enable optimum weed and grass emergence prior to treatment, seedbeds and plantbeds should be formed as far ahead of planting and treatment as possible.
- Avoid disturbing the soil when seeding or transplanting.
- Transplanted plants may become damaged when they come in contact with plastic mulch used for pre-plant weed control that has been treated with this product. To prevent damage to the crop, sufficient wash-off from rainfall or sprinkler irrigation, or other means before planting may be needed.
- **Paraquat 43.2% SL** will be ineffective in controlling or suppressing weeds and grasses that emerged after application.

#### APPLICATION INSTRUCTIONS

Crop	Weeds	Use Pattern	Paraquat 43.2% SL Rate Per Acre	Minimum Total Spray Per Acre	Grazing or Pre-Harvest Interval (Days)
<b>ALFALFA</b> (California only) New seedlings		Broadcast	0.7-1.3 pts.  See the below table "ALFALFA: New Seedlings (California only)"	Ground: 10 gals. Air: 5 gals.	70
<b>Directions</b> <ul style="list-style-type: none"> <li>• Applications should be made during late winter or early spring.</li> </ul> <b>Precautions</b> <ul style="list-style-type: none"> <li>• Alfalfa foliage present at time of application will be injured/burned.</li> <li>• Replanting may be needed due to the reduction of seedling stands.</li> </ul> <b>Restrictions</b> <ul style="list-style-type: none"> <li>• Do not apply more than 1 application per year.</li> <li>• PHI: Do not cut or harvest within 70 days after application.</li> <li>• Do not make application to seedling alfalfa grown for seed.</li> </ul>					
<b>ALFALFA</b> Pre-plant or Pre-emergence (No-till or conventional planting)		Broadcast or Banded Over-Row	1.7-2.7 pts.	Ground: 10 gals. Air: 5 gals.	—
<b>Directions</b> <ul style="list-style-type: none"> <li>• Make application before crop emergence.</li> <li>• Avoid disturbing soil when seeding.</li> </ul> <b>Precaution</b> <ul style="list-style-type: none"> <li>• Crop that have emerged at time of application will be killed.</li> </ul> <b>Restriction</b> <ul style="list-style-type: none"> <li>• Do not apply more than 2 applications per year.</li> </ul>					
<b>ALFALFA</b> Dormant season Established plantings  Region A - See table at end of Alfalfa section.	Weeds, including bluegrass, chickweed, henbit, downy brome, ryegrass, cheatgrass, dogfennel, tansymustard, London Rocket, Sowthistle, rescue brome, wild oats, and other winter annuals; and suppression of perennial weeds.	Broadcast	1.3-2.0 pts.	Ground: 10 gals. Air: 5 gals.	42
<b>Directions</b> <ul style="list-style-type: none"> <li>• After crop enters dormant period, make application to well-established stands that are at least 1-year old.</li> <li>• For improved and longer-lasting weed control, tank mix with metribuzin. Always refer to the metribuzin label for weeds controlled, use rates, directions for use, limitations, restrictions and additional product information.</li> </ul> <b>Precaution</b> <ul style="list-style-type: none"> <li>• Yield of first cutting may be reduced if alfalfa foliage is present at the time of application and is injured/burned.</li> </ul> <b>Restrictions</b>					

Crop	Weeds	Use Pattern	Paraquat 43.2% SL Rate Per Acre	Minimum Total Spray Per Acre	Grazing or Pre-Harvest Interval (Days)
<ul style="list-style-type: none"> <li>Do not apply more than 1 application per year.</li> <li><b>Fall Regrowth:</b> Do not make application if last cutting is greater than 6".</li> <li><b>Spring Regrowth:</b> Do not make application if last cutting is greater than 2".</li> <li>PHI: Do not cut or harvest within 42 days after application.</li> </ul>					
<b>ALFALFA</b> Dormant season Tank Mix with Velpar® L Herbicide  Region A - See table at end of Alfalfa section.	Weeds, including chickweed, downy brome, and tansymustard.	Broadcast	0.7-1.3 pts.	Ground: 10 gals. Air: 10 gals.	42
<b>Directions</b> <ul style="list-style-type: none"> <li>When weeds are less than 4 inches tall, make application at 0.7 pt. use rate.</li> <li>Mix <b>Paraquat 43.2% SL</b> with hexazinone (refer to the product label for use information).</li> <li>Use lower rate of hexazinone on loamy sands or sandy loams. Always refer to the hexazinone label for weeds controlled, use rates, directions for use, limitations, restrictions and other product information.</li> <li>During the dormant season, apply only 1 application to established alfalfa stands.</li> </ul> <b>Precautions</b> <ul style="list-style-type: none"> <li>Increased chance of crop injury may result if crop is under stress caused in part by low fertility, disease, insects, winterkill, over cutting, drought, frost or other factors.</li> <li>Temporary chlorosis may be exhibited on alfalfa regrowth.</li> </ul> <b>Restrictions</b> <ul style="list-style-type: none"> <li>Do not apply more than 2 applications per year.</li> <li><b>Fall Regrowth:</b> Do not make application if last cutting is greater than 6".</li> <li><b>Spring Regrowth:</b> Do not make application if last cutting is greater than 2".</li> <li>Do not make application to alfalfa during the first season after seeding.</li> <li>DO NOT USE on gravelly or rocky soils, exposed subsoils, hardpan, sand or poorly drained alkaline soils as crop injury, including death of plant, may occur.</li> <li>PHI: Do not cut or harvest within 42 days after application.</li> </ul>					
<b>ALFALFA</b> Dormant Season  <b>On established plantings:</b> <b>Region B:</b> See table at end of Alfalfa section.	Weeds including London rocket, sowthistle, rescue brome, wild oats, chickweed, ryegrass, bluegrass, cheatgrass, dogfennel, tansymustard, henbit, downy brome, and other winter annuals; and suppression of perennial weeds	Broadcast	0.7-1.3 pts.	Ground: 10 gals. Air: 5 gals.	60
<b>On fall-seeded, newly established stands less than 1-year-old:</b> Region A - See table at end of Alfalfa Section.	<b>California:</b> Desiccation of weeds including bluegrass, ryegrass, shepherd's purse, chickweed, tansymustard, foxtail, sowthistle and groundsel.	Broadcast	0.7-1.3 pts.	Ground: 10 gals. Air: 5 gals.	60
<b>On fall-seeded, newly established stands less than 1-year-old:</b> Region B - See table at end of Alfalfa section.		Broadcast	0.5-0.8 pts.	Ground: 10 gals. Air: 5 gals.	60
<b>Directions</b> <ul style="list-style-type: none"> <li>Applications should be made before first spring cutting and during late fall or winter months after the last fall cutting.</li> <li>For improved and residual weed control in <b>dormant established (at least 1-year-old) alfalfa</b>, tank mix with metribuzin. Do not make application of tank mix with metribuzin on alfalfa that is less than 1-year-old.</li> <li>Always refer to metribuzin label for weeds controlled, use rates, directions for use, limitations, restrictions, and additional product information.</li> </ul> <b>Precautions</b> <ul style="list-style-type: none"> <li>Applications made to alfalfa that is not dormant, or has broken dormancy, may result in stand and/or yield reductions. Replanting may become necessary. Green alfalfa foliage present at time of application will be injured or burned.</li> <li>If there is a severe weed infestation, total hay yield for the first cutting in alfalfa fields may be reduced and the reduction is typically directly proportionate to the loss of weed weight.</li> </ul> <b>Restrictions</b> <ul style="list-style-type: none"> <li>Do not apply more than 1 application per year.</li> <li><b>California:</b> Do not make application if <b>spring regrowth</b> after grazing or cutting is more than 2 inches in Orange and Riverside counties, and all counties north of these counties.</li> <li><b>All other areas within Region B:</b> Do not make application if regrowth after grazing or cutting is more than 2 inches.</li> <li>PHI: Do not harvest within 60 days of application.</li> </ul> <b>California</b> <ul style="list-style-type: none"> <li>If ryegrass, shepherd's purse, sowthistle, or groundsel are present use higher specified use rate.</li> </ul>					
<b>Crop</b>	<b>Use Pattern</b>	<b>Paraquat 43.2% SL</b>	<b>Minimum Total</b>	<b>Grazing or Pre-Harvest</b>	

		Rate Per Acre	Spray Per Acre	Interval (Days)
<b>ALFALFA</b> (East of the Rocky Mountains) Between-cuttings treatment in established plantings. (Includes first year alfalfa)	Broadcast	0.7 pt.	Ground: 10 gals.	30
<b>Directions</b>				
<ul style="list-style-type: none"> <li>• Make applications immediately after alfalfa crop has been removed for hay or silage.</li> <li>• Make application as needed up to 3 times during the growing season in addition to 1 dormant application.</li> </ul>				
<b>Precautions</b>				
<ul style="list-style-type: none"> <li>• Control of weeds beyond the seedling stage and weed stubble cut off during harvest are less affected by this treatment.</li> <li>• A reduction in first year alfalfa stands and yields may result if alfalfa is allowed to regrow more than 2 inches.</li> <li>• Burning or injury of alfalfa will occur if green foliage is present at time of application.</li> <li>• Weed control may be reduced where moisture is limited in areas such as arid climates.</li> </ul>				
<b>Restrictions</b>				
<ul style="list-style-type: none"> <li>• Do not apply more than 3 applications per year.</li> <li>• Do not make application more than 5 days after cutting.</li> <li>• PHI: Do not cut or harvest within 30 days of application.</li> <li>• Do not apply more than 2 applications during the first growing season of first-year alfalfa.</li> </ul>				

<b>ALFALFA: New Seedlings - Suppression and control of broad leaf weeds and grasses in new alfalfa seedlings grown for hay (California only).</b>		
For Control of:	Rate/Acre*	
	For Suppression	For Control
Annual Bluegrass	-	10.7-21.3 fl. oz.
Chickweed	-	10.7-21.3 fl. oz.
Fiddleneck (6 inches tall or less)	5.4-10.7 fl. oz.	21.3 fl. oz.
Red Maids (6 inches tall or less)	-	10.7-21.3 fl. oz.
Shepherd's Purse	10.7-21.3 fl. oz.	-
Spikeweed (4 inches tall or less)	5.4 fl. oz.	10.7-16.0 fl. oz.
Volunteer Small Grain (8 inches, tall or less)	5.4-10.7 fl. oz.	21.3 fl. oz.

\*Use the 5.4 fl. oz. rate only when alfalfa has at least 3 trifoliate leaves; use the 10.7 fl. oz. rate only when alfalfa has 6 trifoliate leaves; or use rates over 10.7 fl. oz. only when there are 9 trifoliate leaves.

#### Alfalfa – Regions

REGION A
Alaska, California (counties of Del Norte, Siskiyou, Modoc, Shasta, Lassen, Plumas, Sierra and Nevada), Colorado, Connecticut, Delaware, Idaho, Illinois, Indiana, Iowa, Kansas, Kentucky, Maine, Maryland, Massachusetts, Michigan, Minnesota, Missouri, Montana, Nebraska, Nevada, New Hampshire, New Jersey, New York, North Dakota, Ohio, Oregon, Pennsylvania, Rhode Island, South Dakota, Utah, Vermont, Virginia, Washington, West Virginia, Wisconsin, and Wyoming
REGION B
Alabama, Arizona, Arkansas, California (all other counties not listed in Region A), Florida, Georgia, Hawaii, Louisiana, Mississippi, New Mexico, North Carolina, Oklahoma, South Carolina, Tennessee, and Texas

Crop	Use Pattern	Paraquat 43.2% SL Rate per Acre	Minimum Total Spray Per Acre	Grazing or Pre-Harvest Interval (Days)
<b>ALMONDS</b>	Directed Spray	0.8-2.7 pts.	Ground: 10 gals.	—
<b>Directions</b>				
<ul style="list-style-type: none"> <li>• Avoid allowing spray to contact green stems (except suckers) or foliage, as crop injury can result.</li> <li>• When spraying around young trees, use a shield or wrap plant to avoid crop injury.</li> </ul>				
<b>Precautions</b>				
<ul style="list-style-type: none"> <li>• Retreatment or spot treatments may be necessary for mature woody weeds, perennial weeds, late germinating weeds and green suckers.</li> </ul>				
<b>Restrictions</b>				
<ul style="list-style-type: none"> <li>• Do not apply more than 5 applications per year.</li> <li>• Do not graze treated areas and do not feed cover crops grown in treated areas to livestock.</li> <li>• Do not make application when nuts to be harvested are on the ground.</li> </ul>				
<b>ARTICHOKE (GLOBE)</b>	Directed Spray	1.7-2.7 pts.	Ground: 20-100 gals.	1
<b>Directions</b>				
<ul style="list-style-type: none"> <li>• Make applications at least 7 days apart.</li> </ul>				
<b>Restrictions</b>				
<ul style="list-style-type: none"> <li>• Do not apply more than 3 applications per year.</li> <li>• Do not exceed 8 pts. per acre per season.</li> <li>• PHI: Do not harvest within 24 hours of last application.</li> </ul>				
<b>ASPARAGUS</b>	Pre-plant or Pre-emergence Broadcast or Banded Over-Row	1.7-2.7 pts.	Ground: 10 gals. Air: 5 gals.	—

Crop	Use Pattern	Paraquat 43.2% SL Rate per Acre	Minimum Total Spray Per Acre	Grazing or Pre-Harvest Interval (Days)
<p><b>Directions</b></p> <ul style="list-style-type: none"> <li>• Make application before crop emergence.</li> </ul> <p><b>Precaution</b></p> <ul style="list-style-type: none"> <li>• Asparagus plants that have emerged at time of application will be killed.</li> </ul> <p><b>Restriction</b></p> <ul style="list-style-type: none"> <li>• Do not apply more than 3 applications per year.</li> </ul>				
<p><b>ASPARAGUS</b> Pre-emergence to established plantings at least 2 years old.</p>	Broadcast or Banded Over-Row	1.7-2.7 pts.	Ground: 10 gals.	6
<p><b>Directions</b></p> <ul style="list-style-type: none"> <li>• Make application before crop emergence or after last harvest.</li> </ul> <p><b>Precaution</b></p> <ul style="list-style-type: none"> <li>• Asparagus plants that have emerged at time of application will be killed.</li> </ul> <p><b>Restriction</b></p> <ul style="list-style-type: none"> <li>• Do not apply more than 3 applications per year.</li> </ul>				
<p><b>BEANS, DRY</b> <b>Not for use in California.</b> Sweet lupin, White sweet lupin, White lupin, Grain lupin, Adzuki beans, Asparagus beans, Black beans, Broad beans, Field beans, Garbanzo beans, Kidney beans, Lablab beans, Moth beans, Mung beans, Navy beans, Pinto beans, Rice beans, Tepary beans, Urd beans, Guar</p> <p><b>PEAS, DRY</b> <b>Not for use in California.</b> Blackeyed peas, Chickpeas, Cowpeas, Crowder peas, Southern peas, Catjang</p>	Harvest-Aid	0.8-1.3 pts.	Ground: 20 gals. Air: 5 gals.	7
<p><b>Directions</b></p> <ul style="list-style-type: none"> <li>• Add nonionic spreader at 1 qt./100 gals. of spray volume.</li> <li>• Use a single application of the higher specified use rate for vining type beans or bush type with lush growth.</li> <li>• May also be applied as a split application which may improve vine coverage. However, do not apply more than 2 applications per year or exceed a total of 1.3 pints per acre per year.</li> <li>• Make application when at least 80% of the pods are yellowing and mostly ripe and when leaves are no more than 40% of bush type peas or beans or 30% of vine type peas or beans are green.</li> </ul> <p><b>Precaution</b></p> <ul style="list-style-type: none"> <li>• Not registered for use in dry beans and dry peas in California.</li> </ul> <p><b>Restrictions</b></p> <ul style="list-style-type: none"> <li>• Do not apply more than 2 applications per year.</li> <li>• Do not make application when weather conditions favor spray drift. To reduce drift, a drift control agent may be included.</li> </ul>				
<p><b>BERRIES</b> Blackberry, Blueberry, Boysenberry, Currant, Elderberry, Gooseberry, Huckleberry, Loganberry, Raspberry</p>	Post-emergence Directed Spray	1.3-2.7 pts.	Ground: 50 gals.	—
<p><b>Directions</b></p> <ul style="list-style-type: none"> <li>• Make application before emergence of new canes or shoots to avoid injury.</li> <li>• Make application as a coarse spray to prevent crop injury.</li> </ul> <p><b>Restriction</b></p> <ul style="list-style-type: none"> <li>• Do not apply more than 5 applications per year.</li> </ul>				
<p><b>CACAO</b></p>	Directed Spray	1.3-2.7 pts.	Ground: 50-200 gals.	1
<p><b>Directions</b></p> <ul style="list-style-type: none"> <li>• Make application when weeds are succulent and growth is from 1-6”.</li> <li>• Use a shield for young trees to prevent sprays from contacting cacao plants, as adverse crop injury may occur.</li> </ul> <p><b>Precaution</b></p> <ul style="list-style-type: none"> <li>• Retreatment or spot treatments may be necessary for mature woody weeds, late-germinating weeds and grasses and for perennials.</li> </ul> <p><b>Restrictions</b></p> <ul style="list-style-type: none"> <li>• Do not apply more than 5 applications per year.</li> <li>• Do not make application under windy conditions.</li> </ul>				



Crop	Use Pattern	Paraquat 43.2% SL Rate per Acre	Minimum Total Spray Per Acre	Grazing or Pre-Harvest Interval (Days)
<ul style="list-style-type: none"> <li>Do not graze treated areas or feed treated cover crops to livestock.</li> </ul>				
<b>CASSAVAS, TANIERS &amp; YAMS</b> (Puerto Rico only)	Shielded Post-Directed Spray	1.3 pts.	Ground: 50 gals.	90
<b>Directions</b> <ul style="list-style-type: none"> <li>Make applications when weeds are succulent and growth is 1-6".</li> <li>Prevent spray from contacting crop to prevent injury to crop.</li> </ul> <b>Restrictions</b> <ul style="list-style-type: none"> <li><b>Cassavas and Taniers:</b> Do not apply more than 3 applications per year.</li> <li><b>Yams:</b> Do not make more than 2 applications per year.</li> <li>Do not make application under windy conditions.</li> <li>Do not graze treated areas or feed treated forage to livestock.</li> </ul>				

#### Product Information for Chemical Fallow

- As the density of stubble, crop residue or weeds increases, use higher spray volumes to improve coverage.
- To control volunteer wheat or downy brome, fall-applied treatments generally work best. Tank mix with atrazine for maximum burndown and residual control, if possible.
- Make application from immediately after harvest up to emergence of the newly seeded crop as a broadcast or band treatment.
- Before making application of **Paraquat 43.2% SL**, cut wheat at tallest height possible to avoid cutting weeds too short, and allow the weeds to grow at least 2-3" after harvest.
- The addition of dicamba or 2,4-D ester (Low Volatile) may improve suppression of perennial broadleaf weeds and large annual broadleaf weeds that have emerged. Always refer to the product label(s) for 2,4-D ester (Low Volatile), dicamba, or residual herbicide for use rates directions for use, limitations, restrictions, and additional product information.
- It is permissible to tank mix with registered residual herbicide combinations other than those listed for extended weed control during the fallow period. Consult the tank mix partner label for specific labeled crops and weeds.
- Weeds and grasses that have emerged after application and weeds taller than 6 inches will not be controlled.
- Crops that have emerged at the time of application will be killed.
- The minimum total spray volume per acre is 5 gallons for ground and 5 gallons for air applications.
- Make application of 5-60 gallons spray volume per acre by ground application.
- When applying at less than 10 GPA by ground:
  - Do not make application with floaters or exceed a speed of 10 mph.
  - Make application with flat fan nozzles at 30-40 psi.
  - Make application only in a tank mix with atrazine at a minimum of 0.5 lb. a.i./acre
- By air: apply make application in 5-10 gallons of spray mix volume per acre.

Crop	Use Pattern	Paraquat 43.2% SL Rate Per Acre	Minimum Total Spray Per Acre	Grazing or Pre-Harvest Interval (Days)
<b>CHEMICAL FALLOW</b> Continuous Wheat (2-3 month Re-cropping interval)	Broadcast	Weeds 1-3": 1.3-1.7 pts. Weeds 3-6": 1.7-2.0 pts. Weeds 6": 2-2.7 pts.	Ground: 5 gals. Air: 5 gals.	—
<b>Directions</b> <ul style="list-style-type: none"> <li>Make application at least 45 days before seeding.</li> <li>For volunteer wheat or downy brome control in spring, use at least 1.3 pts. of <b>Paraquat 43.2% SL</b> per acre with a Photosynthetic Inhibitor Herbicide.</li> <li>Refer to the section "<b>Product Information for Chemical Fallow</b>".</li> </ul> <b>Restriction</b> <ul style="list-style-type: none"> <li>Do not apply more than 3 applications per year.</li> </ul>				
<b>CHEMICAL FALLOW</b> Wheat-Fallow-Wheat Rotations (Fall applied after harvest; seeded 12-14 months later)	Broadcast	Weeds 1-3": 1.3-1.7 pts. Weeds 3-6": 1.7-2 pts. Weeds 6": 2-2.7 pts.	Ground: 5 gals. Air: 5 gals.	—
<b>Directions</b> <ul style="list-style-type: none"> <li>Make application before weeds produce seeds.</li> <li>Control of volunteer wheat and downy brome increases when applications are made in late August or early September.</li> <li>For improved burndown and residual control of weeds, tank mix with atrazine, atrazine + dicamba, or clomazone.</li> <li>For improved burndown and residual control of grass and broadleaf weed tank mix with metribuzin. Always refer to the respective product label(s) for use rates, directions for use, limitations, and additional product information</li> <li>Refer to the section "<b>Product Information for Chemical Fallow</b>".</li> </ul> <b>Restriction</b> <ul style="list-style-type: none"> <li>Do not apply more than 3 applications per year.</li> </ul>				
<b>CHEMICAL FALLOW</b> Wheat-Fallow-Wheat Rotations (Spring applied: seeded 3-5 months later)	Broadcast	Weeds 1-3": 1.3-1.7 pts. Weeds 3-6": 1.7-2 pts. Weeds 6": 2-2.7 pts.	Ground: 5 gals. Air: 5 gals.	—
<b>Directions</b> <ul style="list-style-type: none"> <li>To conserve moisture, application should be made between March 1<sup>st</sup> and April 15<sup>th</sup>, before spring rains.</li> <li>Even though moisture loss is greater when applications are made after the boot stage, volunteer wheat is easier to control after this stage.</li> <li>For volunteer wheat or downy brome control in spring, use at least 1.3 pts. of <b>Paraquat 43.2% SL</b> per acre with a</li> </ul>				

Crop	Use Pattern	Paraquat 43.2% SL Rate Per Acre	Minimum Total Spray Per Acre	Grazing or Pre-Harvest Interval (Days)
Photosynthetic Inhibitor Herbicide. <ul style="list-style-type: none"> <li>See the section “<b>Product Information for Chemical Fallow</b>”.</li> <li>For burn down and residual control of grass and broadleaf weeds, tank mix with metribuzin. Always refer to the label for metribuzin for use rates, directions for use, limitations, restrictions, and additional product information.</li> </ul> <b>Restriction</b> <ul style="list-style-type: none"> <li>Do not apply more than 3 applications per year.</li> </ul>				
<b>CHEMICAL FALLOW</b> Wheat-Annual Crop <sup>1</sup> - Wheat Rotations (Fall applied in wheat stubble)	Broadcast	Weeds 1-3”: 1.3-1.7 pts. Weeds 3-6”: 1.7-2 pts. Weeds 6”: 2-2.7 pts.	Ground: 5 gals. Air: 5 gals.	—
<b>Directions</b> <ul style="list-style-type: none"> <li>For improved burndown and residual weed control, tank mix with Atrazine or Atrazine + Dicamba. Always refer to the respective product label(s) for use rates of, directions for use, limitations, restrictions, and additional product information.</li> <li>Make applications after wheat harvest and before weeds produce seed.</li> <li>If grasses such as foxtails or barnyardgrass recover, respray before seed production.</li> <li>Applications made late August to November help control volunteer wheat and downy brome.</li> <li>Refer to the section “<b>Product Information for Chemical Fallow</b>”.</li> </ul> <b>Restrictions</b> <ul style="list-style-type: none"> <li>Do not apply more than 3 applications per year.</li> </ul> <sup>1</sup> Approved Annual Crops are grain sorghum, corn, wheat, or proso millet.				
<b>CHEMICAL FALLOW</b> Wheat-Annual Crop-Wheat Rotations (Spring applied prior to planting an annual crop <sup>1</sup> )	Broadcast	Weeds 1-3”: 1.3-1.7 pts. Weeds 3-6”: 1.7-2 pts. Weeds 6”: 2-2.7 pts.	Ground: 5 gals. Air: 5 gals.	—
<b>Directions</b> <ul style="list-style-type: none"> <li>For enhanced burndown and residual weed control, tank mix with Atrazine. Always refer to the respective product label(s) for Atrazine for use rates, directions for use, limitations, restrictions, and additional product information.</li> <li>For volunteer wheat or downy brome control in spring, use at least 1.3 pts. of <b>Paraquat 43.2% SL</b> per acre with a Photosynthetic Inhibitor Herbicide.</li> <li>See the section “<b>Product Information for Chemical Fallow</b>”.</li> <li>See the Atrazine label for directions pertaining to soil pH and re-cropping intervals.</li> </ul> <b>Restrictions</b> <ul style="list-style-type: none"> <li>Do not apply more than 3 applications per year.</li> </ul> <sup>1</sup> Approved Annual Crops are grain sorghum, corn, wheat, or proso millet.				

Crop	Weeds	Use Pattern	Paraquat 43.2% Rate Per Acre	Minimum Total Spray Per Acre	Grazing or Pre-harvest Interval (Days)
<b>CLOVER AND OTHER LEGUMES</b> Including velvetbean, lespedeza, lupine, sainfoin, trefoil, vetch, crown vetch, and milk vetch.  <b>Dormant Season:</b> On established plantings: Region A - See table at end of Alfalfa section.	For desiccation of weeds, including London rocket, sowthistle, rescue brome, wild oats, chickweed, ryegrass, bluegrass, cheatgrass, dogfennel, tansymustard, henbit, downy brome, and other winter annuals, and suppression of perennial weeds. <b>California:</b> Use for desiccation of weeds including bluegrass, ryegrass, shepherd’s purse, chickweed, tansy mustard, foxtail, sowthistle and groundsel.	Broadcast	1.3-2.1 pts.	Ground: 10 gals. Air: 5 gals.	60
<b>Dormant Season:</b> On established plantings: Region B - See table at end of Alfalfa section.		Broadcast	0.7-1.3 pts.	Ground: 10 gals. Air: 5 gals.	60
<b>On fall-seeded, newly established stands less than 1-year-old:</b> Region A - See table at end of Alfalfa section.		Broadcast	0.7-1.3 pts.	Ground: 10 gals. Air: 5 gals.	60
<b>On fall-seeded, newly established stands less than 1-year-old:</b> Region B - See table at end of Alfalfa section.		Broadcast	0.5-0.8 pt.	Ground: 10 gals. Air: 5 gals.	60
<b>Directions</b> <ul style="list-style-type: none"> <li>Applications should be made during late fall or winter months after the last cutting and before first spring cutting. <b>In California:</b> If ryegrass, shepherd’s purse, sowthistle or groundsel are present, use higher specified rate.</li> </ul>					

<b>Precautions</b>				
<ul style="list-style-type: none"> <li><b>CAUTION:</b> Stand and/or yield reductions may occur when applications are made to clover or other legumes that are not dormant, or have broken dormancy. Therefore, it may be necessary to replant. Burning or crop injury will occur to green clover or other legumes' foliage present at the time of application.</li> <li>Discoloration and temporary stunting will result in clover or other legumes foliage present at the time of application.</li> <li>If there is severe weed infestation, the total hay yield of first cutting may be reduced in clover or other legumes fields and is usually directly proportionate to the loss of weed weight.</li> </ul>				
<b>Restrictions</b>				
<ul style="list-style-type: none"> <li>Do not apply more than 1 application per year.</li> <li>Do not make application if regrowth after grazing or cutting is more than 2".</li> <li>PHI: Do not harvest within 60 days of application.</li> </ul>				
Crop	Use Pattern	Paraquat 43.2% SL Rate Per Acre	Minimum Total Spray Per Acre	Grazing or Pre-Harvest Interval (Days)
<b>CORN, FIELD CORN, POPCORN, SWEET CORN, SEED CORN</b> (Used alone)	Pre-plant or Pre-emergence Broadcast or Banded Over-Row	Weeds 1-3": 1.3-1.7 pts. Weeds 3-6": 1.7-2 pts. Weeds 6": 2-2.7 pts.	Ground: 10 gals. Air: 5 gals.	—
<b>Directions</b>				
<ul style="list-style-type: none"> <li>Includes field, fresh sweet, forage, fodder and popcorn.</li> <li>To allow for maximum weed and grass emergence, seedbeds should be formed as far ahead of planting and treatment as possible.</li> <li>Seeding should be done with a minimum amount of soil disturbance.</li> </ul>				
<b>Precautions</b>				
<ul style="list-style-type: none"> <li>Control will not occur when applications are made after weeds and grasses have emerged. However, crops that have emerged at time of application will be killed.</li> </ul>				
<b>Restrictions</b>				
<ul style="list-style-type: none"> <li>Do not apply more than 3 applications per year.</li> </ul>				
<b>CORN</b> Tank mixes for no till/ reduced till	Pre-plant or Pre-emergence Broadcast or Banded Over-Row	Weeds 1-3": 1.3-1.7 pts. Weeds 3-6": 1.7-2 pts. Weeds 6": 2-2.7 pts.	Ground: 10 gals. Air: 5 gals.*	—
<b>Directions</b>				
<ul style="list-style-type: none"> <li>Applications should be made as broadcast sprays before, during or after planting, but before crop emergence.</li> <li><b>Paraquat 43.2% SL</b> may be tank mixed with the following herbicides for improved burndown or residual control: 2,4-D Ester (Low Volatile), acetochlor; acetochlor + atrazine; alachlor; atrazine + metolachlor; atrazine + dimethenamid-p; dicamba; metolachlor; s-metolachlor; linuron; simazine; thifensulfuron-methyl + tribenuron-methyl.</li> <li><b>Paraquat 43.2% SL</b> may also be tank mixed with permethrin.</li> <li>It is the pesticide user's responsibility to ensure that all products are registered for the intended use. Read and follow the applicable restrictions and limitations and directions for use on all product labels involved in tank mixing. Users must follow the most restrictive directions for use and precautionary statements of each product in the tank mixture.</li> </ul>				
<b>Restrictions</b>				
<ul style="list-style-type: none"> <li>Do not apply more than 3 applications per year.</li> </ul>				
*Always refer to respective product label(s) to confirm if these products can be applied by air.				
<b>FIELD CORN, POPCORN, SWEET CORN, SEED CORN</b>	Post-emergence Directed Spray (including Hooded or Shielded)	0.7-1.3 pts.	Ground: 10 gals.	—
<b>Directions</b>				
<ul style="list-style-type: none"> <li>Applications should be made when weeds are actively growing.</li> <li>Use a higher specified rate on larger or hard to control weeds. Weeds 6" or taller may not be controlled.</li> </ul>				
<b>Precaution</b>				
<ul style="list-style-type: none"> <li>Severe damage and/or complete kill can occur if spray contacts corn plants.</li> </ul>				
<b>Restriction</b>				
<ul style="list-style-type: none"> <li>Do not apply more than 3 applications per year.</li> </ul>				
<b>Directions For Hooded Or Shielded Sprayers:</b>				
<ul style="list-style-type: none"> <li>Use a hooded or shielded sprayer with skids or wheels on the spray boom to maintain spray height in order to prevent excessive crop injury or burning.</li> <li>Make application by directing spray between the rows and using hooded or shielded sprayers to prevent spray contact with crop plants.</li> </ul>				
<b>Directions for Direct Spray Without Hooded Or Shielded Sprayers</b> (Corn height is measure from soil surface to top of whorl):				
<b>Directions</b>				
<ul style="list-style-type: none"> <li>Make application when corn is at least 10" tall with nozzles arranged to spray no higher than the lower 3" of corn stalks.</li> <li>For corn greater than 20" tall: Arrange the nozzles to spray no higher than the lower 1/3 of the corn stalks.</li> </ul>				
<b>Precautions</b>				
<ul style="list-style-type: none"> <li>Corn plants that are less than 10" may be injured and not recover.</li> <li>Injury to corn foliage will occur if sprayed. However, corn will recover and develop normally.</li> </ul>				
<b>FIELD CORN, POPCORN, SEED CORN</b>	Harvest-Aid Broadcast	0.8-1.3 pts.	Ground: 20 gals. Air: 5 gals.	7
<b>Directions</b>				
<ul style="list-style-type: none"> <li>Make application after the corn is mature. This is indicated by a black layer which forms at the base of the kernels. You may consult your local agricultural authority for help in identifying the black layer.</li> <li>Add a nonionic surfactant containing at least 75% surface active ingredient at 0.25% v/v.</li> <li>To desiccate mature broadleaf weeds and grasses or broadleaf weeds and grasses that are higher than 18", use 1.3 pts.</li> </ul>				
<b>Precaution</b>				
<ul style="list-style-type: none"> <li>Drought stressed plants, especially broadleaf weeds, can be difficult to kill, and desiccation may not be complete.</li> </ul>				

Crop	Use Pattern	Paraquat 43.2% SL Rate Per Acre	Minimum Total Spray Per Acre	Grazing or Pre-Harvest Interval (Days)
<b>Restriction</b>				
<ul style="list-style-type: none"> <li>Do not apply more than 1 application per year. Make 1 application at least 7 days prior to harvest.</li> </ul>				
<b>FIELD CORN ONLY</b> (grain, fodder, forage)	Post-emergence Directed Spray USDA Witchweed Eradication Program	1.3 pts.	Ground: 10 gals.	—
<b>Directions</b>				
<ul style="list-style-type: none"> <li>If regrowth occurs, begin sprays in late June to early July and repeat in early August.</li> <li>Follow application instructions in the post-emergence directed spray section above.</li> </ul>				
<b>Restriction</b>				
<ul style="list-style-type: none"> <li>Do not apply more than 3 applications per year.</li> </ul>				
<b>FIELD CORN ONLY</b> (grain, fodder, forage) 2,4-D Amine AE Tank Mix	Post-emergence Directed Spray USDA Witchweed Eradication Program	5.4 fl. oz. + 0.5 lb. 2,4-D Amine AE	Ground: 10 gals.	—
<b>Directions</b>				
<ul style="list-style-type: none"> <li>Make application as directed spray onto grassy weeds and witchweed before witchweed blooms. If regrowth occurs, reapply.</li> <li>Follow application instructions in the post-emergence directed spray section above.</li> <li>Always refer respective product label(s) for rates of applications, directions for use, limitations, and restrictions.</li> </ul>				
<b>Restriction</b>				
<ul style="list-style-type: none"> <li>Do not apply more than 3 applications per year.</li> </ul>				
<b>COTTON: For all cotton uses, do not exceed 8 pints of Paraquat 43.2% SL (3 lbs. a.i.) per acre per season.</b>				
<b>COTTON</b> (Used alone)	Pre-plant or Pre-emergence	1.7-2.7 pts.	Ground: 10 gals. Air: 5 gals.	—
<b>Directions</b>				
<ul style="list-style-type: none"> <li>Make application before, during or after planting but before crop has emerged.</li> <li>For fallow bed treatment, beds should be pre-formed to allow for maximum weed and grass emergence prior to treatment.</li> <li>Seeding should be done with a minimum of soil disturbance.</li> </ul>				
<b>Restriction</b>				
<ul style="list-style-type: none"> <li>Do not apply more than 3 applications per year.</li> </ul>				
<b>COTTON</b> (California only; Used alone)	Pre-plant	5.4-10.7 fl. oz.	Ground: 10 gals. Air: 5 gals.	—
<b>Directions</b>				
<ul style="list-style-type: none"> <li>For control of volunteer barley in pre-formed seedbeds.</li> </ul>				
<b>Restriction</b>				
<ul style="list-style-type: none"> <li>Do not make more than 3 applications per year.</li> </ul>				
<b>COTTON</b> Goal® Herbicide Tank Mix	Pre-plant or Fallow Bed Broadcast	1.7-2.7 pts.	Ground or Air: 10 gals.	—
<b>Directions</b>				
<ul style="list-style-type: none"> <li>Always refer to the Goal label for weeds controlled, rates of applications, and directions for use, limitations, and restrictions.</li> </ul>				
<b>Restriction</b>				
<ul style="list-style-type: none"> <li>Do not make more than 3 applications per year.</li> </ul>				
<b>COTTON</b> Other Tank Mixes	Pre-plant or Pre-emergence	1.7-2.7 pts.	Ground: 10 gals. Air: 5 gals.	—
<b>Directions</b>				
<ul style="list-style-type: none"> <li>Make application as a broadcast spray before, during or after planting, but before crop has emerged.</li> <li>For improved residual control or burndown, <b>Paraquat 43.2% SL</b> may be tank mixed with the following herbicides: diuron; fluometuron; metolachlor/s-metolachlor; MSMA; pendimethalin; prometryn; pyridazinone; and thifensulfuron-methyl + tribenuron-methyl (Preplant Only).</li> <li>When tank mixing with fluometuron follow mixing instructions carefully, maintain constant agitation, and see Order of Tank Mixing section in respective labels.</li> <li>When tank mixing with any of the herbicides listed above, always refer to respective product label(s) for weeds controlled, use rates, directions for use, limitations, restrictions, and additional product information. It is the pesticide user's responsibility to ensure that all products are registered for the intended use. Read and follow the applicable restrictions and limitations and directions for use on all product labels involved in tank mixing. Users must follow the most restrictive directions for use and precautionary statements of each product in the tank mixture.</li> </ul>				
<b>Restriction</b>				
<ul style="list-style-type: none"> <li>Do not apply more than 3 applications per year.</li> </ul>				
<b>COTTON</b>	Post-emergence Directed Spray (Hooded or Shielded)	0.8-1.3 pts.	10 gals.	—
<b>Directions</b>				
<ul style="list-style-type: none"> <li>Make application when weeds are actively growing and between 1-6" in height.</li> <li>If more than 1 application is made, allow 14 days between applications.</li> <li>Use higher specified rate on dense populations and/or larger or hard to control weeds. Weeds 6" or taller may not be controlled.</li> <li>AVOID CONTACT WITH CROP. Intentional or accidental contact, including, drift, of this product with the crop may result in severe damage or loss of the crop.</li> </ul>				

Crop	Use Pattern	Paraquat 43.2% SL Rate Per Acre	Minimum Total Spray Per Acre	Grazing or Pre-Harvest Interval (Days)
<ul style="list-style-type: none"> <li>Make application by directing spray between the rows using hooded or shielded sprayers to prevent contact with the crop plant.</li> <li>This product may be tank mixed with other post-emergence directed herbicides. Unless otherwise directed on this label, refer to tank mix product labels for use rates, directions, limitations, precautions, and additional product information.</li> </ul> <p><b>Restrictions</b></p> <ul style="list-style-type: none"> <li>Do not apply more than 3 applications per year. Maintain equipment in good operating condition. Avoid leakage or dripping onto crop. Variation in equipment design may affect the level of weed control.</li> <li>Keep hoods or shields adjusted to insure adequate contact with weeds while shielding the crop from the herbicide.</li> <li>To minimize drift, do not use nozzles or nozzle configurations or adjuvants which produce fine spray droplets or spray mist.</li> </ul>				

**COTTON Harvest Aid Use Restriction**

- Do not apply more than 4 applications per year.
- Do not graze or feed livestock in treated fields or treated foliage.
- PHI: Do not make application to cotton within 3 days before harvest.
- Repeat application if necessary. Do not exceed a total of 1.3 pts./A as a harvest aid.
- May be tank mixed with other cotton harvest aid materials that are known to be effective by a local expert. Unless otherwise instructed in this label. **Paraquat 43.2% SL** may be applied in a tank mix with methyl parathion and/or lambda-cyhalothrin insecticide. Always refer to the respective product label(s) for use rates, directions for use, limitations, restrictions, and additional product information. It is the pesticide user's responsibility to ensure that all products are registered for the intended use. Read and follow the applicable restrictions and limitations and directions for use on all product labels involved in tank mixing. Users must follow the most restrictive directions for use and precautionary statements of each product in the tank mixture.
- The Nodes above cracked bolls (NACB) timing listed is for guidance purposes only. Defer to the local expert for product recommendations in your area.

Crop	Use Pattern	Paraquat 43.2% SL Rate Per Acre	Minimum Total Spray Per Acre	Grazing or Pre-Harvest Interval (Days)
<b>SOUTHERN COTTON</b> Harvest aid for boll opening and defoliation (Tank mix with phosphate and chlorate defoliant).	Broadcast	5.4 fl. oz. + 1 pt. phosphate or 1 gal. chlorate	Ground: 10 gals. Air: 5 gals.	7
<p><b>Directions</b></p> <ul style="list-style-type: none"> <li>Make application when 80% or more of the bolls are open and the remaining bolls to be harvested are mature.</li> <li>Always refer to tank mix product label(s) for use rates, directions for use, limitations, restrictions, and additional product information.</li> </ul> <p><b>Precaution</b></p> <ul style="list-style-type: none"> <li>Development of immature bolls will be hindered.</li> </ul> <p><b>Restriction</b></p> <ul style="list-style-type: none"> <li>Do not apply more than 4 applications per year.</li> </ul>				
<b>SOUTHERN COTTON</b> Additional tank mixes for boll opening and defoliation	Broadcast	2.1-3.3 fl. oz.	Ground: 10 gals. Air: 5 gals.	—
<p><b>Directions</b></p> <ul style="list-style-type: none"> <li>Make application when 60% or more of the bolls are open and the remaining bolls to be harvested are mature.</li> <li><b>Paraquat 43.2% SL</b> may be tank mixed with the following products to aid in defoliation and opening of mature bolls: Accelerate® Defoliant, Def® Defoliant, Dropp® Defoliant, Ethephon Plant Growth Regulator, Folex® Defoliant, Harvade® Harvest Growth Regulator, Prep™ PGR.</li> <li>Always refer to tank mix product label(s) for rates of applications, directions for use, limitations, and restrictions.</li> </ul> <p><b>Precaution</b></p> <ul style="list-style-type: none"> <li>Development of immature bolls will be inhibited.</li> </ul> <p><b>Restriction</b></p> <ul style="list-style-type: none"> <li>Do not make more than 4 applications per year.</li> </ul>				
<b>SOUTHERN COTTON</b> Post Defoliation - To aid in opening of mature bolls and to desiccate green weeds.	Broadcast	0.7-1.3 pts.	Ground: 10 gals. Air: 5 gals.	3
<p><b>Directions</b></p> <ul style="list-style-type: none"> <li>If weed infestation is heavy or dense, use the higher specified rate.</li> <li>Make application when 75% or more of bolls are open and remaining bolls to be harvested are mature.</li> <li>After a defoliation or conditioning application has been made, delay desiccation application of <b>Paraquat 43.2% SL</b> for 3-7 days to minimize leaf sticking.</li> </ul> <p><b>Precaution</b></p> <ul style="list-style-type: none"> <li>Development of immature bolls will be hindered.</li> </ul> <p><b>Restriction</b></p> <ul style="list-style-type: none"> <li>Do not apply more than 4 applications per year.</li> </ul>				
<b>WESTERN COTTON</b> Harvest aid for boll opening and early defoliation	Broadcast	3.7-5.4 fl. oz. + phosphate or sodium chlorate; and/ or other compatible harvest aid products.	Ground: 10 gals. Air: 5 gals.	7



Crop	Use Pattern	Paraquat 43.2% SL Rate Per Acre	Minimum Total Spray Per Acre	Grazing or Pre-Harvest Interval (Days)
<p><b>Directions</b></p> <ul style="list-style-type: none"> <li>On rank cotton, use the higher specified rate.</li> </ul> <p><b>Precautions</b></p> <ul style="list-style-type: none"> <li>Early defoliation timing is when 60% or more of the bolls are open and the remaining bolls to be harvested are mature (approximately 4 NACB).</li> <li>Development of immature bolls will be hindered.</li> <li>Always refer to tank mix product label(s) for use rates, directions for use, limitations, restrictions, and additional product information.</li> </ul> <p><b>Restrictions</b></p> <ul style="list-style-type: none"> <li>Do not apply more than 4 applications per year.</li> <li>Do not apply more than 5.4 fl. oz. of <b>Paraquat 43.2% SL</b> for early defoliation as excessive desiccation may result.</li> <li>Do not apply more than 4.0 lbs. of actual sodium chlorate defoliant per acre at this early defoliation timing.</li> </ul>				
<b>WESTERN COTTON</b> Harvest aid for boll opening and Mid-to-late defoliation	Broadcast	5.4-10.7 fl. oz. alone or tank mix with sodium chlorate or phosphate defoliation and/or other compatible harvest aid products.	—	3 (Alone)
<p><b>Directions</b></p> <ul style="list-style-type: none"> <li>Make application using the 10.7 fl. oz. rate of <b>Paraquat 43.2% SL</b> in desert cotton areas or on rank vigorous cotton.</li> <li>Always refer to tank mix product label(s) for use rates, directions for use, limitations, restrictions and additional product information.</li> </ul> <p><b>Precautions</b></p> <ul style="list-style-type: none"> <li>Mid-to-late defoliation timing is when 75% or more of the bolls are open and the remaining bolls to be harvested are mature (approximately 3 or fewer NACB).</li> <li>Development of immature bolls will be hindered.</li> </ul> <p><b>Restriction</b></p> <ul style="list-style-type: none"> <li>Do not apply more than 4 applications per year.</li> </ul>				
<b>Cotton Stripper or Spindle Harvested</b> Harvest aid for defoliation and boll opening	Broadcast	2.1-7.5 fl. oz.	Ground: 10 gals. Air: 5 gals.	3
<p><b>Directions</b></p> <ul style="list-style-type: none"> <li>BECAUSE OF EXTREMES IN ENVIRONMENTAL AND PLANT CONDITIONS, MAKE APPLICATION OF THE RANGE OF RATES ON A SMALL AREA TO DETERMINE THE RATE THAT BEST FITS YOUR NEEDS.</li> <li>Make application when 75% of the bolls are open and the remaining bolls to be harvested are mature.</li> <li><b>Paraquat 43.2% SL</b> may be applied alone or tank mixed with the following cotton harvest aids: Accelerate Defoliant®, Def Defoliant®, Dropp Defoliant®, Ethephon Plant Growth Regulator, Folex Defoliant®, Harvade® Harvest Growth Regulator, Prep™ PGR.</li> <li>May be applied as split application.</li> <li>To avoid leaf sticking, apply <b>Paraquat 43.2% SL</b> as a desiccant approximately 3-7 days after defoliant or a conditioning application and 7-14 days before harvest.</li> <li>South of Interstate-10 in Texas, where temperatures are typically higher during defoliation, lower rates in the listed range may be necessary.</li> <li>Always refer to tank mix product label(s) for use rates, directions for use, limitations, restrictions and additional product information.</li> </ul> <p><b>Precautions</b></p> <ul style="list-style-type: none"> <li>DEVELOPMENT OF IMMATURE BOLLS WILL BE HINDERED. SLICE BOLLS AND INSPECT THE SEED FOR MATURITY.</li> <li>Cooler temperatures may cause a longer waiting period between application of <b>Paraquat 43.2% SL</b> as a desiccant and defoliation/conditioner.</li> </ul> <p><b>Restrictions</b></p> <ul style="list-style-type: none"> <li>Do not apply more than 4 applications per year.</li> <li>Do not make applications that exceed a total of 1.3 pts./A.</li> </ul>				
<b>COTTON</b> Late season desiccation	Broadcast	0.7-1.3 pts.	Ground: 10 gals. Air: 5 gals.	3
<p><b>Directions</b></p> <ul style="list-style-type: none"> <li>BECAUSE OF EXTREMES IN ENVIRONMENTAL AND PLANT CONDITIONS, MAKE APPLICATION OF THE RANGE OF RATES ON A SMALL AREA TO DETERMINE THE RATE THAT BEST FITS YOUR NEEDS.</li> <li>May be applied as split application.</li> <li>Make application when 85% of the bolls are open and the remaining bolls to be harvested are mature (approximately 0 NACB).</li> <li>Delay desiccation application of <b>Paraquat 43.2% SL</b> approximately 3-7 days to minimize leaf sticking if a defoliation or conditioning application has been made.</li> <li>May be tank mixed with other harvest aid materials known to the local expert to be effective.</li> </ul> <p><b>Precautions</b></p> <ul style="list-style-type: none"> <li>Development of immature bolls will be hindered. Slice bolls and inspect the seed for maturity.</li> <li>South of Interstate-10 in Texas, where temperatures are typically higher during defoliation, lower rates in the range may be necessary.</li> </ul> <p><b>Restrictions</b></p> <ul style="list-style-type: none"> <li>Do not apply more than 4 applications per year.</li> <li>Do not make applications that exceed a total of 1.3 pts./A.</li> </ul>				
<b>COTTON</b>	Broadcast	0.75-1.25 pts.	Ground: 10 gals.	3

Crop	Use Pattern	Paraquat 43.2% SL Rate Per Acre	Minimum Total Spray Per Acre	Grazing or Pre-Harvest Interval (Days)
Desiccation of regrowth			Air: 5 gals.	
<b>Directions</b> <ul style="list-style-type: none"> <li>Use as a desiccant on regrowth occurring after defoliation or desiccation.</li> <li>Because regrowth is difficult to control, thorough coverage with the full listed use rate is necessary.</li> <li>If regrowth is excessive, use the higher specified use rate.</li> </ul> <b>Precaution</b> <ul style="list-style-type: none"> <li>Control is dependent on growing conditions and desiccation of small new regrowth may not always be complete.</li> </ul> <b>Restriction</b> <ul style="list-style-type: none"> <li>Do not apply more than 4 applications per year.</li> </ul>				
EASTER LILIES (Field grown)	Pre-emergence	1.7-2.7 pts.	Ground: 10 gals.	—
<b>Restrictions</b> <ul style="list-style-type: none"> <li>Do not exceed 2 applications per year.</li> </ul>				
FALLOW LAND Prior to planting of any crops.	Pre-plant Broadcast to Fallow Land	1.0-2.7 pts.	Ground: 10 gals. Air: 5 gals.	—
<b>Directions</b> <ul style="list-style-type: none"> <li>For the control of weeds such as bluegrass, chickweed, henbit, downy brome, ryegrass, cheatgrass, dog fennel, tansy mustard, London rocket, sowthistle, rescue brome, wild oats, volunteer cereals and other winter annuals; and for the suppression of perennial weeds or sedges.</li> <li>For weeds approaching the maximum size of 6", the higher specified use rate may be used.</li> <li>Before making application, allow maximum weed emergence to maximize the benefit of this use.</li> <li>Observe and follow the pre-harvest intervals and other crop specific restrictions for crops listed on this label.</li> </ul> <b>Precaution</b> <ul style="list-style-type: none"> <li>Fallow land is land that is between operations such as disking, ripping, plowing, leveling, irrigating or listing for ground preparation purposes.</li> </ul> <b>Restriction</b> <ul style="list-style-type: none"> <li>Do not apply more than 2 applications per year, during the fallow period.</li> </ul>				
GRASSES (For seed) (For use in seedbed preparation)	Pre-plant, At-planting, or Pre-emergence	1.3-2.7 pts.	Ground: 10 gals.	—
<b>Directions</b> <ul style="list-style-type: none"> <li>Prepare the seedbeds and allow weeds to germinate.</li> <li>Make application of <b>Paraquat 43.2% SL</b> when weeds are at the 3-5 leaf stage.</li> <li>Applications may be repeated as necessary (a maximum of 3 applications per year) before grass emergence.</li> </ul> <b>Restrictions</b> <ul style="list-style-type: none"> <li>Do not apply more than 3 applications per year.</li> <li>Do not graze treated areas or use the seed or straw from treated areas for animal feed or bedding.</li> </ul>				
GUAR (Pre-harvest desiccation)	Pre-harvest	1.3 pts.	Ground: 10 gals.	4
<b>Directions</b> <ul style="list-style-type: none"> <li>Make application after the pods are fully mature.</li> </ul> <b>Restrictions</b> <ul style="list-style-type: none"> <li>Do not apply more than 3 applications per year.</li> <li>Do not graze treated areas or use the treated forage for animal feed.</li> </ul>				
GUAVA	Directed Spray	2.5 pts.	Ground: 10 gals.	—
<b>Precaution</b> <ul style="list-style-type: none"> <li>Retreatment or spot spraying may be necessary for mature woody weeds, late-germinating weeds and grasses, and perennials.</li> </ul> <b>Restrictions</b> <ul style="list-style-type: none"> <li>Do not make more than 4 applications per year.</li> <li>Do not allow spray to drift or contact green stems, fruit or foliage.</li> <li>Do not graze treated areas.</li> <li>Do not feed cover crops grown in treated areas to livestock.</li> </ul>				
HOPS (ID, OR, & WA only)	Directed Spray and/or Suckering and Stripping.	1.3 pts.	Ground: 10 gals.	14
<b>Directions</b> <ul style="list-style-type: none"> <li>Silage and hop vine refuse may be fed to livestock.</li> <li>Spray only the basal 2 ft. of the vines for sucking and stripping. Repeat as necessary, up to 3 applications maximum per season.</li> <li>Chemical Pruning: Spray when hop vines are no taller 3 ft. tall to burn back existing vines and obtain even emergence of subsequent vines.</li> </ul> <b>Precautions</b> <ul style="list-style-type: none"> <li>Retreatment of spot treatment areas may be necessary.</li> <li>APPLICATION TO HOP VINES THAT ARE LESS THAN 6 FT. TALL MAY CAUSE UNACCEPTABLE INJURY TO THE CROP.</li> <li>Experience with varieties other than Cascade, Yakima Cluster, and Bullion is limited. If using <b>Paraquat 43.2% SL</b> on varieties other than these, test the planned spray program on a small number of vines for each variety to determine sensitivity to adverse crop response. Do not use on unlisted varieties if unacceptable crop injury results.</li> </ul>				

Crop	Use Pattern	Paraquat 43.2% SL Rate Per Acre	Minimum Total Spray Per Acre	Grazing or Pre-Harvest Interval (Days)
<b>Restrictions</b>				
<ul style="list-style-type: none"> <li>Do not apply more than 3 applications per year.</li> <li>Do not allow spray to drift or contact green stems, foliage, flowers, or cones as injury may result.</li> <li>Do not allow animals to graze in treated hopyards.</li> </ul>				
<b>LENTILS</b> NOT REGISTERED FOR USE ON LENTILS IN CALIFORNIA.	Harvest Aid	0.8-1.3 pts.	Ground: 20 gals. Air: 7 gals.	7
<b>Directions</b>				
<ul style="list-style-type: none"> <li>Add a nonionic surfactant at 0.25% v/v (2 pts./100 gals.) of the finished spray volume.</li> <li>May also be applied as split applications.</li> <li>Make application when crop is mature and at least 80% of the pods are yellowing and mostly ripe with no more than 30% of the leaves still green in color.</li> </ul>				
<b>Restrictions</b>				
<ul style="list-style-type: none"> <li>Do not apply more than 2 applications per year.</li> <li><b>DO NOT</b> apply more than 2 applications or exceed a total of 1.3 pts./A. The split application may improve coverage.</li> <li><b>DO NOT</b> make application when weather conditions favor spray drift. To reduce spray drift a drift control agent may be included.</li> </ul>				
<b>MINT</b> (Peppermint, Spearmint)	Dormant Season	1.3-2.0 pts.	Ground: 10 gals. Air: 5 gals.	—
<b>Directions</b>				
<ul style="list-style-type: none"> <li>Make application when crop is dormant before spring growth begins and when weeds are less than 6" tall.</li> <li>May be used in tank mix with terbacil weed killer for improved contact activity and residual control of Italian ryegrass, prickly lettuce and groundsel. Make application this tank mixture no more than once per season. Always refer to terbacil label for weeds controlled, use rates, directions for use, limitations, restrictions and additional product information.</li> </ul>				
<b>Precaution</b>				
<ul style="list-style-type: none"> <li>Use for suppression of weeds such as groundsel, chickweed, downy brome, bluegrass, Italian ryegrass, prickly lettuce.</li> </ul>				
<b>Restrictions</b>				
<ul style="list-style-type: none"> <li>Do not apply more than 2 applications per year.</li> <li>Do not exceed more than 2.0 pts./A per dormant season.</li> </ul>				
<b>ONIONS (seeded) AND GARLIC</b>	Pre-plant/Pre-emergence	1.7-2.7 pts.	Ground: 10 gals.	60 200 (CA only)
<b>Directions</b>				
<ul style="list-style-type: none"> <li>For heavy weed infestations or wild oat control use the higher specified use rate.</li> <li>Allow maximum weed and grass emergence before treatment but make application before crop emerges.</li> </ul>				
<b>Restrictions</b>				
<ul style="list-style-type: none"> <li>Do not apply more than 1 application per year.</li> <li>Make only 1 application per season at the 2.7 pts./A dosage.</li> <li>Use a maximum of 2.7 pts./A per season.</li> </ul>				
<b>PASSION FRUIT</b>	Directed Spray	2.5 pts.	Ground: 10 gals.	—
<b>Directions</b>				
<ul style="list-style-type: none"> <li>If bark is still green at the time of application, use a shield or wrap vine.</li> <li>Pick all fruit off the ground before application if application is to be made during harvest season.</li> </ul>				
<b>Precaution</b>				
<ul style="list-style-type: none"> <li>It may be necessary to retreat or spot treat some areas.</li> </ul>				
<b>Restrictions</b>				
<ul style="list-style-type: none"> <li>Do not make apply than 5 applications per year.</li> <li>Do not allow animals to graze on treated areas.</li> </ul>				
<b>PEANUTS</b>	Broadcast At-ground crack Post-emergence	5.4-10.8 ft. oz.	Ground: 10 gals.	—
<b>Directions</b>				
<ul style="list-style-type: none"> <li>For control or suppression of small (1-6") emerged annual grass and broadleaf weeds in peanuts at ground crack. A second application may be applied up to 28 days after ground crack.</li> <li>For use at ground crack, <b>Paraquat 43.2% SL</b> may be tank mixed with imazethapyr or s-metolachlor/metolachlor for residual weed control.</li> <li>Always refer to the imazethapyr or s-metolachlor/metolachlor label for a list of weeds controlled, use rates, necessary precautions, use limitations, and other product information.</li> </ul>				
<b>Precaution</b>				
<ul style="list-style-type: none"> <li>Foliage of the crop that has been sprayed will be injured in the form of bronzing and crinkling, but the crop will recover and develop normally.</li> </ul>				
<b>Restrictions</b>				
<ul style="list-style-type: none"> <li>Do not apply more than 2 applications per year.</li> <li>Apply no more than 2 applications per season and do not exceed a total of 10.8 fl. oz. of product per acre per season.</li> <li>Do not make application by air.</li> </ul>				
<b>PEANUTS</b> Basagran® Herbicide Tank Mix	Broadcast At ground crack Post-emergence	5.4-10.8 ft. oz.	Ground: 10 gals.	—
<b>Directions</b>				

Crop	Use Pattern	Paraquat 43.2% SL Rate Per Acre	Minimum Total Spray Per Acre	Grazing or Pre-Harvest Interval (Days)
<ul style="list-style-type: none"> <li>Tank mix <b>Paraquat 43.2% SL</b> with bentazon at labeled use rates for improved control of weeds such as cocklebur, bristly starbur, smartweed and prickly sida.</li> <li>This tank mix may be applied at the ground crack stage of peanuts. A second application can be made up to 28 days after ground crack.</li> <li>Always refer to the bentazon label for weeds controlled, use rates, directions for use, limitations, restrictions, and other product information.</li> </ul> <p><b>Precautions</b></p> <ul style="list-style-type: none"> <li>Foliage of the crop that has been sprayed will be injured in the form of bronzing and crinkling, but the crop will recover and develop normally.</li> <li>If peanuts show injury (leaf phytotoxicity and/or plant stunting) produced by any other herbicide treatment, do not make application of this tank mix as injury may be enhanced and/or prolonged.</li> <li>During prolonged periods of drought or unseasonably cold weather do not make application of this tank mix as unsatisfactory weed control may result.</li> </ul> <p><b>Restrictions</b></p> <ul style="list-style-type: none"> <li>Do not apply more than 2 applications per year.</li> <li>Apply no more than 2 applications per season and do not make application of a total of more than 10.8 fl. oz. of product per acre per season.</li> <li>Do not make application by air.</li> </ul>				
<b>PEANUTS</b> Butyrac® Herbicide or Butoxone® 200 Herbicide Tank Mix	Broadcast Post-emergence	5.4-10.8 fl. oz.	Ground: 10 gals.	—
<p><b>Directions</b></p> <ul style="list-style-type: none"> <li>Use for improved control of weeds such as cocklebur, sicklepod and morningglory, tank mix <b>Paraquat 43.2% SL</b> with 8-16 oz. (0.125-0.25 lb.) per acre of 2,4-DB or 2,4-D.</li> <li>Always refer to the 2,4-DB or 2,4-D labels for weeds controlled, use rates, directions for use, limitations, restrictions, and additional product information.</li> </ul> <p><b>Precaution</b></p> <ul style="list-style-type: none"> <li>Foliage of the crop that has been sprayed will be injured in the form of bronzing and crinkling but the crop will recover and develop normally.</li> </ul> <p><b>Restrictions</b></p> <ul style="list-style-type: none"> <li>Do not apply more than 2 applications per year.</li> <li>Do not make application of a total of more than 10.8 fl. oz. of product per season and make no more than 2 applications per Season.</li> <li>Do not make application by air.</li> </ul>				
<b>PIGEON PEAS</b> (Puerto Rico only)	Directed Spray	1.3 pts.	Ground: 10 gals.	60
<p><b>Directions</b></p> <ul style="list-style-type: none"> <li>Cannery waste may be fed to livestock.</li> </ul> <p><b>Precaution</b></p> <ul style="list-style-type: none"> <li>Avoid contact with foliage of pigeon pea.</li> </ul> <p><b>Restrictions</b></p> <ul style="list-style-type: none"> <li>Do not apply more than 1 application per year.</li> <li>Do not apply more than 1 application per season.</li> <li>Do not graze treated areas or feed treated forage to livestock</li> </ul>				
<b>PINEAPPLE</b>	Directed Spray	1.3-2.7 pts.	Ground: 10 gals.	20
<p><b>Precaution</b></p> <ul style="list-style-type: none"> <li>More mature weeds may require additional treatment.</li> </ul> <p><b>Restriction</b></p> <ul style="list-style-type: none"> <li>Do not apply more than 3 applications per season.</li> </ul>				
<b>POTATO</b>	Pre-plant or Pre-emergence Broadcast	0.7-1.3 pts.	Ground: 10 gals. Air: 5 gals.	—
<p><b>Directions</b></p> <ul style="list-style-type: none"> <li>Make application up to ground cracking stage, before potatoes have emerged.</li> </ul> <p><b>Restriction</b></p> <ul style="list-style-type: none"> <li>Do not apply more than 3 applications per year.</li> </ul>				
<b>POTATO</b> (California, Washington, Oregon, Idaho only; used alone)	Pre-plant Broadcast	0.4-0.7 pts.	Ground: 10 gals. Air: 5 gals.	—
<p><b>Directions</b></p> <ul style="list-style-type: none"> <li>For use to control volunteer barley in preformed seedbeds.</li> </ul> <p><b>Restriction</b></p> <ul style="list-style-type: none"> <li>Do not apply more than 3 applications per year.</li> </ul>				
<b>POTATO</b> Fresh Market Only Pre-harvest vine killing and weed desiccation.  For Use Only in the states of: Colorado, Delaware, Idaho, Illinois,	Broadcast	0.7-1.3 pts.	Ground: 20 gals.	3

Crop	Use Pattern	Paraquat 43.2% SL Rate Per Acre	Minimum Total Spray Per Acre	Grazing or Pre-Harvest Interval (Days)
Indiana, Kansas, Maine, Maryland, Massachusetts, Michigan, Minnesota, Nebraska, Nevada, New Jersey, New York, North Dakota, Ohio, Oregon, Pennsylvania, South Dakota, Utah, Washington, Wisconsin, and Wyoming				
<p><b>Directions</b></p> <ul style="list-style-type: none"> <li>Harvest potatoes promptly after desiccation and process or consume immediately.</li> <li>Make initial application when leaves begin to turn yellow.</li> <li>Use 1.3 pts./A rate where quick vine kill is needed.</li> <li>For dense vine growth, apply 2 applications of 0.6 pt./ A. Make split applications a minimum of 5 days apart.</li> </ul> <p><b>Precaution</b></p> <ul style="list-style-type: none"> <li>Immature potato foliage is tolerant to <b>Paraquat 43.2% SL</b>, and desiccation will not be complete under this condition.</li> </ul> <p><b>Restrictions</b></p> <p>For Fresh Market Potatoes Only. (Fresh Market Potatoes include potatoes that are sent directly from the field to a consumer, grocery store, or processor for use.)</p> <ul style="list-style-type: none"> <li><b>DO NOT</b> apply more than 2 applications per year.</li> <li><b>DO NOT</b> use on potatoes that will be stored as tuber decomposition may occur.</li> <li><b>DO NOT</b> make application to drought stressed potato vines.</li> <li><b>DO NOT</b> use <b>Paraquat 43.2% SL</b> to desiccate the vines of seed potatoes as seed pieces may fail to germinate and grow normally.</li> <li><b>DO NOT</b> pasture livestock in treated potato fields.</li> <li><b>DO NOT</b> exceed 2.6 pts./A per season.</li> </ul>				
<b>RISE</b>	Pre-plant or Pre-emergence Broadcast	Weeds 1-3": 1.3-1.7 pts. Weeds 3-6": 1.7-2.0 pts. Weeds 6": 2-2.7 pts.	Ground: 10 gals. Air: 5 gals.	—
<p><b>Directions</b></p> <ul style="list-style-type: none"> <li>Make application as a broadcast spray before, during or after planting, but before crop emergence. When vegetation is dense, use higher specified rates and spray volumes.</li> <li>Seeding should be done with a minimum amount of soil disturbance.</li> <li><b>Paraquat 43.2% SL</b> may be tank mixed with other herbicides registered for this use for improved or extended weed control.</li> <li>Always refer to the tank mix product label(s) for weeds controlled, use rates, directions for use, limitations, restrictions, and additional product information.</li> </ul> <p><b>Precaution</b></p> <ul style="list-style-type: none"> <li><b>Paraquat 43.2% SL</b> will not control weeds and grasses that emerge after application. Crops that are emerged at time of application will be killed.</li> </ul> <p><b>Restrictions</b></p> <ul style="list-style-type: none"> <li>Do not apply more than 3 applications per year.</li> <li>Do not flood/flush fields within 48 hours of application in order to ensure complete kill of vegetation. If cool, cloudy and/or wet weather prolongs speed of kill, do not flood/flush field until complete kill is evident.</li> </ul>				
<b>SAFFLOWER</b>	Pre-plant or Pre-emergence Broadcast or Banded Over	1.7-2.7 pts.	Ground: 10 gals. Air: 5 gals.	—
<p><b>Directions</b></p> <ul style="list-style-type: none"> <li>Make application before, during and after planting but before crop emergence.</li> </ul> <p><b>Restriction</b></p> <ul style="list-style-type: none"> <li>Do not apply more than 3 applications per year.</li> </ul>				
<b>SAFFLOWER</b> (California only)	Pre-plant Broadcast	0.7 pt.	Ground: 10 gals. Air: 5 gals.	—
<p><b>Directions</b></p> <ul style="list-style-type: none"> <li>Use for control of volunteer barley in preformed seedbeds.</li> </ul> <p><b>Restriction</b></p> <ul style="list-style-type: none"> <li>Do not apply more than 3 applications per year.</li> </ul>				
<b>SMALL GRAINS</b> (Barley, wheat)	Pre-plant or Pre-emergence	Weeds 1-3": 1.3-1.7 pts. Weeds 3-6": 1.7-2 pts. Weeds 6": 2-2.7 pts.	Ground: 5 gals. Air: 5 gals.	—
<p><b>Restriction</b></p> <ul style="list-style-type: none"> <li>Do not apply more than 3 applications per year.</li> </ul>				
<b>SMALL GRAINS</b> (Wheat Only) Diclofop-methyl Tank Mix	Pre-plant or Pre-emergence	Weeds 1-3": 1.3-1.7 pts. Weeds 3-6": 1.7-2 pts. Weeds 6": 2-2.7 pts.	Ground: 10 gals. Air: 5 gals.	—
<p><b>Directions</b></p> <ul style="list-style-type: none"> <li>Use a tank mix with diclofop-methyl to improve grass control.</li> <li>Make application when weeds are actively growing and 1-6" in height. Weeds 6 inches or taller may not be controlled.</li> <li>Always refer to the diclofop-methyl label for weeds controlled, use rates, directions for use, limitations, restrictions, and additional product information.</li> </ul> <p><b>Restrictions</b></p> <ul style="list-style-type: none"> <li>Do not apply more than 3 applications per year.</li> <li>Do not make application of this tank mix to barley as adverse crop response may occur.</li> </ul>				



Crop	Use Pattern	Paraquat 43.2% SL Rate Per Acre	Minimum Total Spray Per Acre	Grazing or Pre-Harvest Interval (Days)
<b>SORGHUM</b> (Grain)	Pre-plant / Pre-emergence Broadcast or Band	Weeds 1-3": 1.3-1.7 pts. Weeds 3-6": 1.7-2 pts. Weeds 6": 2-2.7 pts.	Ground: 10 gals. Air: 5 gals.	48 (grain) 20 (forage)
<b>Directions</b> <ul style="list-style-type: none"> <li>To allow for maximum weed and grass emergence, seedbeds should be formed as far ahead of planting as possible.</li> <li>Seeding should be done with a minimum amount of soil disturbance.</li> </ul> <b>Restriction</b> <ul style="list-style-type: none"> <li>Do not apply more than 3 applications per year.</li> </ul>				
<b>SORGHUM</b> (Grain) Atrazine & 2,4-D ester [Low Volatile] Tank Mix	Pre-plant or Pre-emergence	Weeds 1-3": 1.3-1.7 pts. Weeds 3-6": 1.7-2 pts. Weeds 6": 2-2.7 pts.		48 (grain) 20 (forage)
<b>Directions</b> <ul style="list-style-type: none"> <li><b>Paraquat 43.2% SL</b> may be use in a tank mix with atrazine to improve pre-emergence or residual weed control. The addition of 2,4-D ester (Low Volatile) may help in the suppression of perennial and annual broadleaf weeds emerged at the time of application.</li> <li>Always refer to the specific product label(s) for weeds controlled, use rates, directions for use, limitations, restrictions, and additional product information.</li> </ul> <b>Restriction</b> <ul style="list-style-type: none"> <li>Do not apply more than 3 applications per year.</li> </ul>				
<b>SORGHUM</b> (Grain) Thifensulfuron-methyl + Tribenuron-methyl Tank Mix	Pre-plant	1.3-2.5 pts.	Ground: 10 gals.	48 (grain) 20 (forage)
<b>Directions</b> <ul style="list-style-type: none"> <li>To improve weed control, <b>Paraquat 43.2% SL</b> may be tank mixed with Thifensulfuron-methyl + Tribenuron-methyl.</li> <li>Always refer to the Thifensulfuron-methyl + Tribenuron-methyl label for weeds controlled, use rates, directions for use, limitations, restrictions, and additional product information.</li> </ul> <b>Restriction</b> <ul style="list-style-type: none"> <li>Do not apply more than 3 applications per year.</li> </ul>				
<b>SORGHUM</b> (Grain)	Post-emergence Directed (Including Hooded or Shielded)	0.7-1.3 pts.	Ground: 10 gals.	48 (grain) 20 (forage)
<b>Directions</b> <ul style="list-style-type: none"> <li>Make application when weeds are actively growing.</li> <li>Use the higher specified use rate on larger or harder to control weeds. Weeds that are 6" or taller may not be controlled.</li> </ul> <b>Precaution</b> <ul style="list-style-type: none"> <li>Severe damage and/or complete kill of plant can occur if spray contacts sorghum plants.</li> </ul> <b>Restrictions</b> <ul style="list-style-type: none"> <li>Do not apply more than 2 applications per year.</li> <li>Do not apply more than 2 post-emergence-directed applications or exceed a total of 5.3 pts. <b>Paraquat 43.2% SL</b> per season.</li> </ul> <b><u>DIRECTIONS FOR USE HOODED OR SHIELDED SPRAYERS</u></b> <ul style="list-style-type: none"> <li>To avoid excessive adverse crop response or burning, use a hooded or shielded sprayer with skids or wheels on the spray boom to maintain spray height.</li> <li>Make application by directing spray between the rows and by using hooded or shielded sprayers to prevent spray contact with crop foliage.</li> </ul> <b><u>DIRECTIONS FOR USE DIRECTED SPRAY WITHOUT HOODED OR SHIELDED SPRAYERS</u></b> <ul style="list-style-type: none"> <li>Make application when sorghum is at least 12" tall when naturally standing.</li> <li>Use precision directed-spray equipment that is adjusted so that no more than the lower 3" of the sorghum stalk is contacted by the application spray.</li> </ul> <b>Precaution</b> <ul style="list-style-type: none"> <li>Some adverse crop response will occur. The degree of injury is related to the precision of application and spraying conditions.</li> </ul> <b>Restriction</b> <ul style="list-style-type: none"> <li>Do not exceed a nozzle pressure of 30 psi or spray under conditions which may cause excessive drift.</li> </ul>				
<b>SOYBEANS</b>	Preplant or Pre-emergence	Weeds 1-3": 1.3-1.7 pts. Weeds 3-6": 1.7-2 pts. Weeds 6": 2-2.7 pts.	Ground: 10 gals. Air: 5 gals.	—
<b>Directions</b> <ul style="list-style-type: none"> <li>Make application as a broadcast spray before, during or after planting, but before crop emerges.</li> <li><b>Paraquat 43.2% SL</b> may be tank mixed with the following herbicides to improve burndown or residual control: 2,4-DB; alachlor; chlorimuron-ethyl + metribuzin; glyphosate; imazaquin; imazethapyr; linuron; metolachlor/s-metolachlor; metribuzin; oryzalin; oxyfluorfen; thifensulfuron-methyl + tribenuron-methyl (pre-plant only)</li> <li>The use rate of this product in these tank mixtures is dependent on weed height and growing conditions. When weed canopy is dense or under dry conditions, use the highest specified use rate of <b>Paraquat 43.2% SL</b>. Always refer to the product label(s) for a list of weeds controlled, use rates, directions for use, limitations, restrictions, and additional product information.</li> <li>The lower application use rate may be used when weeds are not taller than 4" and a selective post-emergence spray or cultivation will be made within 3 weeks after planting.</li> <li>Seeding should be done with a minimum amount of soil disturbance.</li> </ul> <b>Restrictions</b> <ul style="list-style-type: none"> <li>Do not apply more than 3 applications per year.</li> <li>Do not apply more than a total of 4.0 pts. of <b>Paraquat 43.2% SL</b> per season.</li> </ul>				

Crop	Use Pattern	Paraquat 43.2% SL Rate Per Acre	Minimum Total Spray Per Acre	Grazing or Pre-Harvest Interval (Days)
<ul style="list-style-type: none"> <li>Do not graze or harvest for forage or hay before the R3 stage of soybean development (early pod).</li> </ul>				
<b>SOYBEANS</b> 2,4-D ester (Low Volatile) Tank Mix	Pre-plant or Pre-emergence	Weeds 1-3": 1.3-1.7 pts. Weeds 3-6": 1.7-2 pts. Weeds 6": 2-2.7 pts.	Ground: 10 gals. Air: 5 gals.	—
<b>Directions</b> <ul style="list-style-type: none"> <li>Make application of 2,4-D ester (Low Volatile) at labeled use rates at least 7 days before planting.</li> <li>Make application of 2,4-D ester (Low Volatile) at labeled use rates at least 30 days before planting.</li> <li>May be tank mixed with residual herbicides that are listed above.</li> <li>Always refer to the 2,4-D ester (Low Volatile) label for weeds controlled, use rates, directions for use, limitations, restrictions, and additional product information.</li> </ul> <b>Restrictions</b> <ul style="list-style-type: none"> <li>Do not apply more than 3 applications per year.</li> <li>Do not make application of 2,4-D ester (Low Volatile) prior to planting soybeans if you are not able to accept the results of soybean injury including possible loss of stand and yield.</li> <li>Do not use an amine formulation.</li> </ul>				
<b>SOYBEANS</b>	Post-emergence Directed Spray (Includes Hooded or Shielded)	3.0-5.3 fl. oz.	Ground: 10 gals.	—
<b>Directions</b> <ul style="list-style-type: none"> <li>Make application when weeds are actively growing.</li> <li>Use the lower use rate of <b>Paraquat 43.2% SL</b> to control seedling johnsongrass, crabgrass, goosegrass, Brachiaria, Texas millet and pigweed that are less than 2" tall.</li> <li>To control red rice, Brachiaria, barnyard grass, crabgrass, goosegrass, seedling johnsongrass, giant foxtail, and fall panicum, that are 2-4" in height, use 5.3 fl. oz. of <b>Paraquat 43.2% SL</b>.</li> <li>Use 5.3 fl. oz. of <b>Paraquat 43.2% SL</b> for control of sicklepod, purslane, pigweed, cutleaf ground cherry, and common ragweed that are 2-3" in height.</li> <li>Make application of <b>Paraquat 43.2% SL</b> at 5.3 fl. oz./A plus 0.2 lb. active ingredient per acre of a 2,4-D formulation for control of grasses that are 2-4" in height in mixture with common cocklebur, morningglory, and red rice. Always refer to the 2,4-D label for weeds controlled, use rates, directions for use, limitations, restrictions, and additional product information.</li> <li>If necessary, apply a second and final application 7-14 days later.</li> </ul> <b>Restrictions</b> <ul style="list-style-type: none"> <li>Do not apply more than 3 applications per year.</li> <li>Do not graze or harvest for forage or hay.</li> </ul> <b><u>DIRECTIONS FOR HOODED OR SHIELDED SPRAYERS</u></b> <ul style="list-style-type: none"> <li>Make application by directing spray between the rows and using hooded or shielded sprayers to prevent spray contact with crop plants.</li> <li>Use higher specified use rate on larger (less than 6") or harder to control weeds. Weeds 6" or taller may not be controlled.</li> </ul> <b>Precaution</b> <ul style="list-style-type: none"> <li>Severe damage and/or complete kill of the plant can occur if spray intentionally or accidentally (including drift of fine droplets) contacts the plants.</li> </ul> <b><u>DIRECTIONS FOR USE DIRECTED SPRAY WITHOUT HOODED OR SHIELDED SPRAYERS</u></b> <b>Directions</b> <ul style="list-style-type: none"> <li>Use precision directed spray equipment adjusted so that no more than the lower 3" of the soybean plant is contacted by the application spray.</li> </ul> <b>Precaution</b> <ul style="list-style-type: none"> <li>Some adverse crop response will occur. The degree of injury is dependent upon the precision of application and spraying conditions.</li> </ul> <b>Restrictions</b> <ul style="list-style-type: none"> <li>Do not make application on soybeans that are less than 8" tall.</li> <li>Do not exceed a nozzle pressure of 30 psi or spray under conditions which may cause excessive drift.</li> </ul>				
<b>SOYBEANS</b>	Harvest-Aid	5.4-10.7 fl. oz.	Ground: 20 gals. Air: 5 gals.	—
<b>Directions</b> <ul style="list-style-type: none"> <li>Always use the higher specified use rate when treating cocklebur.</li> <li>For indeterminate varieties: Make applications when at least 65% of the seed pods have reached a mature brown color or when seed moisture is 30% or less. Determinant varieties: Make application when plants are mature, i.e., beans are fully developed, 1/2 of leaves have dropped, and remaining leaves are yellowing.</li> </ul> <b>Precautions</b> <ul style="list-style-type: none"> <li>Mature cocklebur (especially drought-stressed plants) are tolerant to <b>Paraquat 43.2% SL</b>, and desiccation will not be complete.</li> <li>Adverse crop response will occur on immature soybeans.</li> </ul> <b>Restrictions</b> <ul style="list-style-type: none"> <li>Do not apply more than 3 applications per year.</li> <li>PHI: Do not make application within 15 days of harvest.</li> <li>Do not graze or harvest for forage or hay.</li> </ul>				
<b>STRAWBERRIES</b>	Post-emergence Directed Spray	1.3 pts.	Ground: 20 gals.	21
<b>Directions</b> <ul style="list-style-type: none"> <li>Use a directed spray between the rows, using shields to prevent spray contact with crop plants.</li> </ul>				

Crop	Use Pattern	Paraquat 43.2% SL Rate Per Acre	Minimum Total Spray Per Acre	Grazing or Pre-Harvest Interval (Days)
<b>Restrictions</b> <ul style="list-style-type: none"> <li>Do not apply more than 3 applications per year.</li> <li>Do not allow spray to contact or drift to strawberry plants as injury or excessive residues may result.</li> <li>Do not apply more than 3 applications per season.</li> <li>Do not graze livestock in treated areas.</li> </ul>				
<b>SUGAR BEETS</b>	Pre-plant or Pre-emergence	1.3-2.7 pts.	Ground: 10 gals. Air: 5 gals.	—
<b>Directions</b> <ul style="list-style-type: none"> <li>For heavier weed infestations, use the higher specified labeled use rate.</li> <li>Seeding or transplanting should be done with a minimum amount of soil disturbance.</li> <li>May be used in fallow bed/stale seedbed for weed control.</li> <li>Seedbeds or plant beds should be formed as far ahead of treatment as possible to permit maximum weed emergence.</li> </ul> <b>Precaution</b> <ul style="list-style-type: none"> <li>Crops that have emerged at time of application will be killed.</li> </ul> <b>Restriction</b> <ul style="list-style-type: none"> <li>Do not apply more than 3 applications per year.</li> </ul>				
<b>SUGARCANE</b>	Post-emergence Directed Spray (includes Hooded or Shielded)			
<b>Directions</b> <ul style="list-style-type: none"> <li>Make application as a hooded, shielded or directed spray to avoid contact with cane foliage to prevent leaf burn and yield reduction.</li> <li>If necessary, a second application may be made when new weed growth is 2-6" in height.</li> </ul> <b>Restrictions</b> <ul style="list-style-type: none"> <li>Do not apply more than 2 applications per year, except applications made by air in Florida and Texas where the maximum number of applications allowed is 1 per year.</li> <li>Do not graze treated areas or feed treated forage to livestock.</li> </ul>				
<b>SUGARCANE</b> Florida		1.3 pts.	Ground: 50 gals.	—
<b>Directions</b> <ul style="list-style-type: none"> <li>Optimum results may be obtained by applying in early spring (March-April) when weeds are small.</li> </ul> <b>Restrictions</b> <ul style="list-style-type: none"> <li>Do not apply more than 2 applications per year.</li> <li>Do not make application after June 1 as cane growth may be stunted and yields reduced.</li> </ul>				
<b>SUGARCANE</b> Hawaii		1.3 pts.	Ground: 20 gals.	—
<b>Restrictions</b> <ul style="list-style-type: none"> <li>Do not apply more than 2 applications per year.</li> <li>Do not make application after cane rows have closed in.</li> </ul>				
<b>SUGARCANE</b> Louisiana		0.7-2.0 pts.	Ground: 20 gals.	30
<b>Directions</b> <ul style="list-style-type: none"> <li>For tiller control, make application when tillers are less than 18" high.</li> <li>For heavier weed infestations or tiller growth, use the higher specified use rate.</li> </ul> <b>Restriction</b> <ul style="list-style-type: none"> <li>Do not apply more than 2 applications per year.</li> </ul>				
<b>SUGARCANE</b> Florida & Texas	Harvest- Aid	0.4-0.7 pts.	Air: 5 gals.	—
<b>Directions</b> <ul style="list-style-type: none"> <li>Under cool, cloudy weather conditions use higher specified use rate.</li> <li>Make application 3-14 days before burning and harvest.</li> </ul> <b>Restriction</b> <ul style="list-style-type: none"> <li>Do not apply more than 1 application per year.</li> </ul>				
<b>SUNFLOWER</b>	Pre-plant Pre-emergence Broadcast Banded Over-Row	1.7-2.7 pts.	Ground: 10 gals. Air: 5 gals.	—
<b>Directions</b> <ul style="list-style-type: none"> <li>Make application before, during, or after planting but before crop emergence.</li> </ul> <b>Restriction</b> <ul style="list-style-type: none"> <li>Do not apply more than 3 applications per year.</li> </ul>				
<b>SUNFLOWER</b>	Pre-harvest Desiccation Broadcast	0.8-1.3 pts.	Ground: 10 gals. Air: 5 gals.	7
<b>Directions</b> <ul style="list-style-type: none"> <li>Make application when sunflower seeds reach maturity (where seed moisture is 35% or lower). For many varieties, this is equivalent to the time when the back of the heads are yellow and the bracts start to turn brown.</li> <li>When crop stands or weed infestations are heavy, make application using the higher label use rate.</li> </ul> <b>Restrictions</b> <ul style="list-style-type: none"> <li>Do not apply more than 2 applications per year.</li> <li>Do not graze treated areas or feed treated forage to livestock.</li> </ul>				

Crop	Use Pattern	Paraquat 43.2% SL Rate Per Acre	Minimum Total Spray Per Acre	Grazing or Pre-Harvest Interval (Days)
<b>TARO, DRYLAND (Hawaii Only)</b>	Post-emergence Directed Spray	1.3-2.1 pts.	Ground: 10 gals.	180
<b>Directions</b> <ul style="list-style-type: none"> <li>Make the initial application when weed growth is 1-4" tall.</li> <li>Weeds that emerge after the application will not be controlled.</li> <li>One re-treatment application may be made; however, do not harvest dryland taro within 6 months of the last application.</li> </ul> <b>Restrictions</b> <ul style="list-style-type: none"> <li>Do not apply more than 2 applications per year.</li> <li>Do not allow spray to drift or contact the taro plants as injury may result.</li> </ul>				
<b>TREE PLANTATION ESTABLISHMENT</b> Deciduous and Conifers	Pre-plant Broadcast	1.3-2.7 pts.	Ground: 20 gals.	—
<b>Directions</b> <ul style="list-style-type: none"> <li>To allow maxim emergence of weeds prepare ground early.</li> <li>Make application before planting. Plant with minimal soil disturbance.</li> <li>For heavier weed infestations, use the higher use rate.</li> <li>For improved burndown or residual control, <b>Paraquat 43.2% SL</b> may be tank mixed with other herbicides labeled for this use.</li> <li>Always refer to the specific tank mix herbicide label(s) for weeds controlled, use rates, directions for use, limitations, restrictions, and additional product information.</li> </ul> <b>Restrictions</b> <ul style="list-style-type: none"> <li>Do not apply more than 3 applications per year.</li> <li>Do not make application in less than 20 gals./A as weed control will be reduced.</li> </ul>				
<b>TREES AND VINES</b> Orchards, Vineyards, Windbreak Shade & Ornamental Trees: Acerola, Apples, Apricots, Avocados, Bananas, Beechnut Brazil nut, Butternut, Calamondin, Cashew, Cherries, Chestnut, Chinquapin, Citrus, Citron, Coffee, Figs, Filberts, Grapefruit, Grapes, Hickory nut, Kiwi fruit, Kumquat, Lemon, Lime Macadamia nuts, Mandarin, Nectarines, Olives, Orange (sour & sweet), Papayas, Peaches, Pears, Pistachios, Plums Prunes, Pummelo, Satsuma, mandarin Walnuts, Other shade and ornamental trees including arborvitae, ash, elm, fir, oak, pine, etc.	Directed Spray	1.7-2.7 pts.	Ground: 10 gals.	Apricots: 28 Cherries: 28 Figs: 13 Kiwi Fruit: 14 Nectarines: 28 Olives: 13 Peaches: 14 Pistachios: 7 Plums: 28
<b>Directions</b> <ul style="list-style-type: none"> <li>Use a shield or wrap plant when spraying around young trees or vines to avoid adverse crop response.</li> <li>For mature woody weeds, perennial weeds, late germinating weeds and green suckers, retreatment or spot treatment may be needed.</li> </ul> <b>Restrictions</b> <ul style="list-style-type: none"> <li>Do not apply more than 5 applications per year, except for the following:</li> <li>Do not apply more than 3 applications per year on Apricots, Cherries, Kiwi Fruit, Nectarines, Peaches, and Plums.</li> <li>Do not apply more than 4 applications per year on Olives.</li> <li>Do not apply more than 5 applications on Pistachios prior to shell split; after shells split, do not make more than 2 applications per year.</li> <li>Do not allow spray to drift or make contact with green stems (except suckers), fruit or foliage.</li> <li>Do not graze treated areas.</li> <li>Do not feed covered crops grown in treated areas to livestock.</li> <li>Do not make application when figs, nuts or olives to be harvested are on the ground.</li> <li><b>For Apricots</b> – PHI: Do not harvest within 28 days after application and do not apply more than 3 post-emergence directed applications per season.</li> <li><b>For Cherries</b> – PHI: Do not harvest within 28 days after application and do not apply more than 3 post-emergence directed applications per season.</li> <li><b>For Figs</b> – PHI: Do not harvest within 13 days after application and do not apply more than 5 post-emergence directed applications per season.</li> <li><b>For Grapes</b> - Make application when sucker growth is no more than 8" long. Late season applications to weeds should be made to avoid contact with desirable foliage.</li> <li><b>For Kiwi Fruit</b> - Do not make application more than 3 times per year.</li> <li><b>For Nectarines</b> – PHI: Do not harvest within 28 days after application and do not apply more than 3 post-emergence directed applications per season.</li> <li><b>For Olives</b> – PHI: Do not harvest within 13 days after application and do not apply more than 4 post-emergence directed applications per season</li> <li><b>For Peaches</b> -PHI: Do not harvest within 14 days after application and do not apply more than 3 post-emergence directed applications per season.</li> <li><b>For Pistachios</b> - Do not apply more than 2 applications after shells split.</li> </ul>				

Crop	Use Pattern	Paraquat 43.2% SL Rate Per Acre	Minimum Total Spray Per Acre	Grazing or Pre-Harvest Interval (Days)
<ul style="list-style-type: none"> <li>For Plums – PHI: Do not harvest within 28 days after application and do not apply more than 3 post-emergence directed applications per season.</li> </ul>				
<b>TREES AND VINES</b> Tank Mixes	Directed Spray	1.7-2.7 pts.	Ground: 10 gals.	Always refer to other Tank Mix labels.
<b>Directions</b> <ul style="list-style-type: none"> <li>Paraquat 43.2% SL may be tank mixed with registered residual herbicides listed below for combined emerged and residual weed control.</li> </ul> <p>Paraquat 43.2% SL may be tank mixed with the following herbicides:            Diuron; diuron + bromacil; napropamide; norflurazon; oryzalin; oxyfluorfen; simazine; terbacil</p> <ul style="list-style-type: none"> <li>Always refer to other herbicide labels for weeds controlled, use rates, directions for use, limitations, restrictions, and additional product information.</li> </ul> <b>Restrictions</b> <ul style="list-style-type: none"> <li>Do not apply more than 5 applications per year, except for the following:</li> <li>Do not apply more than 3 applications per year on Apricots, Cherries, Kiwi Fruit, Nectarines, Peaches, and Plums.</li> <li>Do not apply more than 4 applications per year on Olives.</li> <li>Do not apply more than 5 applications on Pistachios prior to shell split; after shells split, do not make more than 2 applications per year.</li> </ul>				
<b>TYFON</b> (New Hampshire only)	Pre-plant Pre-emergence	1.7-2.7 pts.	Ground: 10 gals.	—
<b>Directions</b> <ul style="list-style-type: none"> <li>Seeding should be completed with a minimum of soil disturbance.</li> </ul> <b>Precautions</b> <ul style="list-style-type: none"> <li>Weeds and grasses that emerge after treatment will not be controlled.</li> <li>Crops that are emerged at time of application will be injured.</li> </ul> <b>Restriction</b> <ul style="list-style-type: none"> <li>Do not apply more than 3 applications per year.</li> </ul>				
<b>VEGETABLES</b> (Seeded or Transplanted) Beans (Lima, Snap), Broccoli, Cabbage, Cantaloupe, Carrots Cauliflower, Chayote fruit, Chinese cabbage, Chinese waxgourd, Citron melon, Collards, Cucumber, Eggplant, Gherkin, Gourd, Edible Groundcherry, Lettuce. <i>Momordica</i> spp., Musk melons, Peas, Pepino, Peppers, Pumpkin, Squash, Sweet Corn, Tomatillo, Turnips, Tomatoes, Watermelons	Pre-plant Pre-emergence	1.3-2.7 pts.	Ground: 10 gals. Air: 5 gals.	—
<b>Directions</b> <ul style="list-style-type: none"> <li>Seedbeds or plantbeds should be formed as far ahead of application as possible to permit maximum weed emergence.</li> <li>Banded or broadcast applications may be made before, during or after planting but before the crop emerges.</li> <li>For heavier weed infestations, use the higher specified use rate.</li> <li>Seeding or transplanting should be completed with a minimum amount of soil disturbance.</li> <li>Paraquat 43.2% SL may be used in fallow bed/stale seedbed for weed control alone or tank mixed with oxyfluorfen. Always refer to the oxyfluorfen label for weeds controlled, use rates, directions for use, limitations, restrictions, and additional product information.</li> </ul> <b>Restrictions</b> <ul style="list-style-type: none"> <li>Do not apply more than 3 applications per year.</li> <li>Crops plants that have emerged at time of application will be killed.</li> <li>PHI: Do not harvest tomatoes within 30 days after application.</li> </ul>				
<b>VEGETABLES</b> Eggplant, Peppers, Tomatoes	Directed Spray	1.3 pts.	Ground: 10 gals.	—
<b>Directions</b> <ul style="list-style-type: none"> <li>Use for control or suppression of weeds that have emerged between rows after crop establishment.</li> <li>Use precision directed spray equipment adjusted to prevent spray contact with crops.</li> <li>Make application when weeds are succulent and weed growth is less than 6".</li> </ul> <b>Restrictions</b> <ul style="list-style-type: none"> <li>Do not apply more than 3 applications per year.</li> <li>Do not exceed nozzle pressure of 30 psi.</li> <li>Do not make application under conditions which may cause excessive drift.</li> <li>Do not make application of more than 3 applications per season.</li> <li>Do not allow animals to graze in treated areas.</li> <li>PHI: Do not harvest tomatoes within 30 days after application.</li> </ul>				
<b>VEGETABLES</b> Tomatoes	After Final Harvest	1.6-2.5 pts.	Ground: 40-120 gals.	—
<b>Directions</b> <ul style="list-style-type: none"> <li>Make application in 40-120 gallons of water per acre (0.62-0.93 lb. a.i./A).</li> </ul>				



Crop	Use Pattern	Paraquat 43.2% SL Rate Per Acre	Minimum Total Spray Per Acre	Grazing or Pre-Harvest Interval (Days)
<ul style="list-style-type: none"> <li>Add a NIS that contains 75% or more surface active agent at 0.125 v/v (1 pt./100 gals., spray solution).</li> <li>To ensure maximum herbicide burndown, tomato vines should be completely and thoroughly covered.</li> <li>To assist in the removal of sweet potato whitefly, burn tomato vines with propane burners as soon as possible after the vines have dried down.</li> </ul> <p><b>Precaution</b></p> <ul style="list-style-type: none"> <li>Paraquat 43.2% SL may be less efficacious and deactivated when dirty or muddy water is used.</li> </ul> <p><b>Restrictions</b></p> <ul style="list-style-type: none"> <li>Do not apply more than 2 applications per year.</li> <li><b>DO NOT</b> make application of more than a total of 3 lbs. active ingredient (paraquat) per acre per season.</li> <li>To minimize spray drift, do not use nozzles or nozzle configurations that produce fine spray droplets or spray mist.</li> </ul>				
<b>VEGETABLES</b> (California, Washington, Oregon, Idaho only) Lettuce, Melon, Sugar Beets, Tomatoes	Broadcast	0.4-0.7 pt.	Ground: 10 gals. Air: 5 gals.	—
<p><b>Directions</b></p> <ul style="list-style-type: none"> <li>Use for the control of volunteer barley in preformed seedbeds.</li> </ul> <p><b>Restrictions</b></p> <ul style="list-style-type: none"> <li>Do not apply more than 2 applications per year.</li> <li>PHI: Do not harvest tomatoes within 30 days after application.</li> </ul>				
<b>VEGETABLES</b> Rhubarb	Dormant	1.7-2.7 pts.	Ground: 10 gals.	—
<p><b>Directions</b></p> <ul style="list-style-type: none"> <li>Make application during dormant season before buds in crown begin to grow.</li> </ul> <p><b>Restriction</b></p> <ul style="list-style-type: none"> <li>Do not apply more than 2 applications per year.</li> </ul>				

#### RESIN SOAKING

Pines trees: including Loblolly, Shortleaf, Longleaf, Slash, Virginia, Pond, Pitch, and Spruce Pines.

**Tree Selection** - Trees should be selected from stands on sites that are not subject to stress from periods of extreme drought since the desiccating effect of **Paraquat 43.2% SL** is increased during drought, causing a reduction in the amount of oleoresin deposited in the xylem. Stands that are vigorous, non-stagnated natural or planted should be selected. Plan **Paraquat 43.2% SL** applications in stagnated or commercial timber stands, no sooner than 3 years following commercial thinning.

**Application Directions:** To bring the treatment into contact with sapwood (or xylem), make application in water-diluted **Paraquat 43.2% SL** to an appropriate wound in the tree trunk.

**Bark Streaks or Cuts:** Use a standard or rotary bark hack or a chainsaw shipping tool (used in naval stores work) to remove a 1-inch wide streak of bark approximately 1-2 feet from ground level. Do not exceed 1/3 of the circumference of the tree or make more than 1 streak. Serious girdling of the trunk and premature death of the tree may result if multiple streaks or cuts are made. Make application using a low-pressure sprayer with a coarse spray (about 1.7-5.0 ml) of **Paraquat 43.2% SL** solution (1-5% cation, wt./wt. basis) and spray to runoff to the exposed xylem. The amount of spray volume required per cut depends on tree circumference and the length of cut or streak. As an example: a 9-inch diameter tree, using 3 ml of 2 or 4% **Paraquat 43.2% SL** solution will cover a 1-inch wide streak and will result in application of 60 or 120 mg per streak.

**Time of Treatment:** Typically, applications made during cool season and non-drought seasons, result in less severe pine beetle infestations and longer tree life. However, resin soaking can occur from applications made any time of the year.

**Interval between Treatment and Tree Harvest:** There should be at least a 6-month interval between application of **Paraquat 43.2% SL** and tree harvest. Although, it is preferable that the interval is 12-24 months, even though intervals of over 6 months may not be possible under conditions of drought or serious pine beetle attacks making early harvest a possibility.

With this type of application, there is a potential for promoting beetle attack or causing premature death of the tree. At high dosage rates, desiccation of the xylem tissue, rather than the desired resin soaking, may occur.

**Note:** This type of application may reduce stem growth during between application and tree harvest.

Dilution Table for Paraquat 43.2% SL (3.0 lbs. cation per gallon)	
Concentration of Cation Desired (wt./wt. basis)	Add the Following No. Gal. of Water to 2/3 Gallon of Paraquat 43.2%
0.2%	118.8
0.5%	46.8
1.0%	22.9
2.0%	10.9
3.0%	6.9
4.0%	4.9
5.0%	3.7

Crop	Use Pattern	Paraquat 43.2% SL Rate Per Acre	Minimum Total Spray Per Acre	Grazing or Pre-Harvest Interval
<b>CONSERVATION RESERVE, FEDERAL SET-ASIDE, CONSERVATION COMPLIANCE PROGRAMS</b> (For use in compliance with the Federal Conservation Reserve Program or Federal set-aside programs)	Broadcast	1.7-2.7 pts.	Ground: 10 gals. Air: 5 gals.	—
<b>Directions</b> <ul style="list-style-type: none"> <li>• <b>Paraquat 43.2% SL</b> may be tank mixed with other herbicides registered for this use to improve control of weeds that have emerged weed or to extend weed control.</li> <li>• Always refer to tank mix herbicide labels for weeds controlled, use rates, directions for use, limitations, restrictions, and additional product information.</li> </ul> <b>Restriction</b> <ul style="list-style-type: none"> <li>• Do not apply more than 3 applications per year.</li> </ul>				
<b>NON-CROP USES</b>	Broadcast or Spot Treatment	1.7- 2.7 pts.	Ground: 10 gals.	—
<b>Directions</b> <ul style="list-style-type: none"> <li>• Repeat treatments as necessary but do not apply more than 10 applications per year.</li> <li>• For use in non-crop areas including public airports, electric transformer stations, pipeline pumping stations, around commercial buildings, storage yards and other installations, and fence lines.</li> </ul> <b>Restriction</b> <ul style="list-style-type: none"> <li>• Avoid spray contact and drift to the foliage of ornamentals or desired plants.</li> </ul>				
<b>PASTURE RESEEDING</b> For suppression of existing sod and undesirable emerged broadleaf weeds and grasses prior to or at time of planting grasses or forage legumes	Broadcast	0.7-1.3 pts.	Ground: 10 gals. Air: 5 gals.	See specific geographic directions
<b>Restriction</b> <ul style="list-style-type: none"> <li>• Do not apply more than 3 applications per year.</li> </ul> <b>Directions West of Cascade and Sierra Nevada Mountains</b> <ul style="list-style-type: none"> <li>• Make application in October through December after first fall rains and after weeds are emerged and sod has started new growth.</li> <li>• Make application on moderately to heavily grazed areas for best seeding results.</li> </ul> <b>Restrictions West of Cascade and Sierra Nevada Mountains</b> <ul style="list-style-type: none"> <li>• Do not use in areas of heavy sod and weed growth.</li> </ul> <b>Directions East of Rocky Mountains</b> <ul style="list-style-type: none"> <li>• Make application using the 1.3 pts. rate on vigorous or coarse sod species such as bromegrass.</li> <li>• Make application before, or at time of seeding grasses or forage legumes.</li> <li>• Make application only to grazed or mowed pastures that are no taller than 3" in height at time of treatment.</li> </ul> <b>Directions Bermudagrass or Bahiagrass Sods</b> <ul style="list-style-type: none"> <li>• Make application in late summer or early fall to sod not exceeding 3" in height.</li> <li>• For control of emerged little barley, make application in February or March before the mid-boot stage of little barley.</li> </ul> <b>Directions Bermudagrass and Coastal Bermudagrass Pastures</b> <ul style="list-style-type: none"> <li>• Make application when bermudagrass is dormant.</li> <li>• For control of little barley, make application before the mid-boot stage.</li> </ul> <b>Restrictions Bermudagrass and Coastal Bermudagrass Pastures</b> <ul style="list-style-type: none"> <li>• Do not mow the field for hay until 40 days after treatment.</li> </ul>				
For control of endophyte-fungus-infected fescue forage legume/grass mixture and other grass pastures	Broadcast (Split Application)	0.7-1.3 pts. followed by 0.7-1.3 pts.	Ground: 10 gals.	—
<b>Directions</b> <ul style="list-style-type: none"> <li>• For use as a split application of 10-21 days apart if needed.</li> <li>• For spring plantings, the first application of 0.7-1.3 pts. may be made the previous fall.</li> <li>• Make application when fescue is actively growing and is no more than 4" in height.</li> </ul> <b>Restrictions</b> <ul style="list-style-type: none"> <li>• Do not apply more than 2 applications per year.</li> <li>• Do not apply more than 2.6 pts./A total in preparation for reseeding.</li> <li>• To reduce the infestation of endophyte-infested grass, do not allow fescue to go to seed beginning with the preceding year's crop.</li> </ul>				
*For prickly pear desiccation in pastures. *Not for use in California.	Spot Sprays	0.8 fl. oz. per gallon of water	Spray to wet weed foliage	—
<b>Directions</b> <ul style="list-style-type: none"> <li>• Hand-held equipment such as knapsacks backpack sprayers, pump-up pressure sprayers, hand guns, and hand wands may be used to direct the spray onto weed foliage so that the spray thoroughly and completely wets foliage.</li> <li>• Mix 0.8 fl. oz. of <b>Paraquat 43.2% SL</b> and 1/3 fl. oz. of a nonionic surfactant per gallon of water.</li> <li>• Be sure to completely and uniformly cover all green prickly pear foliage with spray.</li> </ul>				

Crop	Use Pattern	Paraquat 43.2% SL Rate Per Acre	Minimum Total Spray Per Acre	Grazing or Pre-Harvest Interval
<ul style="list-style-type: none"> <li>Make application in May through September for optimum desiccation results.</li> <li>Make application only to pastures with no more than 3" of height at time of treatment.</li> <li>Tank mix <b>Paraquat 43.2% SL</b> with 2,4-D + picloram at labeled use rate for increased desiccation and perennial control of prickly pear.</li> <li>Always refer to the 2,4-D + picloram label for weeds controlled, use rates, directions for use, limitations, restrictions, and additional product information.</li> </ul> <p><b>Restrictions</b></p> <ul style="list-style-type: none"> <li>Do not apply more than 10 applications per year.</li> <li>Do not apply more than 1.6 pts. of <b>Paraquat 43.2% SL</b> per acre per year.</li> </ul>				
*For Juniper Species leaf moisture reduction or desiccation prior to prescribed burning of pastures. *Not for use in California.	Broadcast	1.3 pts.	Air: 5 gals.	—
<p><b>Directions</b></p> <ul style="list-style-type: none"> <li>Use this product only in conjunction with prescribed burning as recommended and monitored by local SCS or University and Extension Range Specialists.</li> <li>Make application during hot, dry weather conditions (generally July and August).</li> <li>Use a 2% v/v nonionic surfactant in a minimum of 5 gals. spray solution.</li> <li>Monitor juniper leaf moisture content. Maximum leaf moisture reduction generally occurs approximately 3-4 weeks after <b>Paraquat 43.2% SL</b> application.</li> </ul> <p><b>Precautions</b></p> <ul style="list-style-type: none"> <li>Significant soil moisture and/or wet weather conditions before or after application will decrease the potential for juniper crown burns.</li> <li>Reduction in leaf moisture may be adversely affected by humid or cool weather conditions.</li> </ul> <p><b>Restrictions</b></p> <ul style="list-style-type: none"> <li>Do not apply more than 10 applications per year.</li> <li>Do not graze livestock after application or prior to burning.</li> </ul>				
*Native Pastures *Not for use in California.	Broadcast	1.0-1.25 pts.	Ground: 10 gals. Air: 5 gals.	—
<p><b>Directions</b></p> <ul style="list-style-type: none"> <li>Make application of <b>Paraquat 43.2% SL</b> for control of downy and Japanese brome.</li> <li>Make application in spring after 90% node formation of brome species, but before full bloom.</li> <li>Make application only to pastures with no more than 3" of height at time of treatment.</li> </ul> <p><b>Precaution</b></p> <ul style="list-style-type: none"> <li>Native perennial grasses that have emerged will be burned by application, but application after 90% node formation will allow adequate time for native grasses to recover and reach maximum growth in the use season.</li> </ul> <p><b>Restrictions</b></p> <ul style="list-style-type: none"> <li>Do not apply more than 2 applications per year.</li> <li>Do not make applications of more than 1.25 pts. <b>Paraquat 43.2% SL</b> per year.</li> </ul>				

Conversion Table Paraquat 43.2% SL to Be Applied			
Fluid Ounces	Pints	Lb. a.i.	Acres/Gallon
2.5	0.16	0.06	51.3
4.8	0.30	0.11	26.7
5.28	0.33	0.12	24.2
5.52	0.35	0.13	23.2
10.00	0.63	0.23	12.8
11.00	0.69	0.26	11.6
11.20	0.70	0.26	11.4
12.00	0.75	0.28	10.7
16.00	1.00	0.38	8.0
20.00	1.25	0.47	6.4
20.80	1.30	0.49	6.2
24.00	1.50	0.56	5.3
28.00	1.75	0.66	4.6
32.00	2.00	0.75	4.0
40.00	2.50	0.94	3.2
43.20	2.70	1.00	3.0

## STORAGE AND DISPOSAL

Do not contaminate water, food, or feed by storage or disposal.

**Pesticide Storage:** Store in original container and place in a locked storage area. Do not mix or store in containers, spray tanks, nurse tanks, or such systems made of aluminum or having aluminum fittings.

Store at temperatures above 32°F. For Emergencies involving a Spill, Leak, Fire, Exposure, or Accident, contact: CHEMTREC at (800) 424-9300.

**Pesticide Disposal:** Pesticide wastes are acutely hazardous. Improper disposal of excess, spray mixture, or rinsate is a violation of Federal Law. If these wastes cannot be disposed of by use according to label instructions, contact your State Pesticide or Environmental Control Agency, or the Hazardous Waste representative at the nearest EPA Regional Office for guidance.

### Container Handling:

#### Nonrefillable Container (rigid material; 5 gallons up to ≤ 250 gallons):

Nonrefillable container. Do not reuse or refill this container. Offer for recycling, if available. Clean container promptly after emptying. Triple rinse as follows: Empty the remaining contents into application equipment or a mix tank. Fill the container one-fourth full with water. Replace and tighten closures. Tip container on its side and roll it back and forth, ensuring at least one complete revolution, for 30 seconds. Stand the container on its end and tip it back and forth several times. Turn the container over onto its other end and tip it back and forth several times. Empty the rinsate into application equipment or a mix tank or store rinsate for later use or disposal. Repeat this procedure two more times. Dispose of empty container in a sanitary landfill or by incineration, or, if allowed by State and local authorities, by burning. If burned, stay out of smoke.

#### Refillable Container (> 250 gallons & Bulk):

Refillable container. Refill this container with pesticide only. Do not reuse this container for any other purpose. Cleaning the container before final disposal is the responsibility of the person disposing of the container. Cleaning before refilling is the responsibility of the refiller. To clean the container before final disposal, empty the remaining contents from this container into application equipment or mix-tank. Fill the container about 10% full with water. Agitate vigorously or recirculate water with the pump for 2 minutes. Pour or pump rinsate into application equipment or rinsate collection system. Repeat this rinsing procedure two more times.

## WARRANTY AND DISCLAIMER STATEMENT

**NOTICE:** Read the entire Directions for Use, Conditions, Disclaimer of Warranties and Limitations of Liability before using this product.

If terms are not acceptable, return the unopened product container at once. By using this product, user or buyer accepts the following Conditions, Disclaimer of Warranties and Limitations of Liability. Treatment of highly mechanically damaged seed, or seed of known low vigor and poor quality may result in reduced germination and/or reduction of seed and seedling vigor. Treat and conduct germination tests on a small portion of seed before committing the total seed lot to a selected chemical treatment. Due to seed quality conditions beyond the control of RedEagle International LLC, no claims are made to guarantee germination of carry-over seed.

**CONDITIONS:** The directions for use of this product are believed to be adequate and must be followed carefully. However, it is impossible to eliminate all risks associated with the use of this product. Crop injury, ineffectiveness or other unintended consequences may result because of such factors as weather conditions, presence of other materials, or the manner of use or application, all of which are beyond the control of RedEagle International LLC. To the extent allowable under State law, all such risks shall be assumed by the user or buyer.

**DISCLAIMER OF WARRANTIES:** TO THE EXTENT CONSISTENT WITH APPLICABLE LAW, REDEAGLE INTERNATIONAL LLC MAKES NO WARRANTIES, EXPRESS OR IMPLIED, OF MERCHANTABILITY OR OF FITNESS FOR A PARTICULAR PURPOSE OR OTHERWISE, THAT EXTEND BEYOND THE STATEMENTS MADE ON THIS LABEL. No agent of RedEagle International LLC is authorized to make any warranties beyond those contained herein or to modify the warranties contained herein. TO THE EXTENT CONSISTENT WITH APPLICABLE LAW, REDEAGLE INTERNATIONAL LLC DISCLAIMS ANY LIABILITY WHATSOEVER FOR SPECIAL, INCIDENTAL OR CONSEQUENTIAL DAMAGES RESULTING FROM THE USE OR HANDLING OF THIS PRODUCT.

**LIMITATIONS OF LIABILITY:** TO THE EXTENT CONSISTENT WITH APPLICABLE LAW, THE EXCLUSIVE REMEDY OF THE USER OR BUYER FOR ANY AND ALL LOSSES, INJURIES OR DAMAGES RESULTING FROM THE USE OR HANDLING OF THIS PRODUCT, WHETHER IN CONTRACT, WARRANTY, TORT, NEGLIGENCE, STRICT LIABILITY OR OTHERWISE, SHALL NOT EXCEED THE PURCHASE PRICE PAID, OR AT REDEAGLE INTERNATIONAL LLC'S ELECTION, THE REPLACEMENT OF PRODUCT.

[All other trademarks and brands are the property of their respective owners.]







**PRODUCT CAP STICKER**




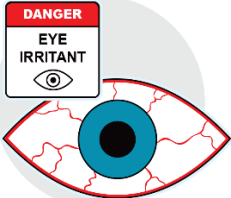
**DANGER**  
**ONE SIP CAN KILL**





**PELIGRO**  
**UN SORBO PUEDE**  
**CAUSAR LA MUERTE**



<b>PRODUCT PACKAGE SAFETY REQUIREMENTS STICKER</b>		
<p><b>NEVER TRANSFER THIS PRODUCT INTO FOOD OR BEVERAGE CONTAINERS OR CONTAINERS NOT EXPLICITLY INTENDED FOR PESTICIDES.</b></p>	<p><b>NUNCA TRANSFEIERA ESTE PRODUCTO A RECIPIENTES PARA COMIDA O DE BEBIDAS O RECIPIENTES NO EXPLÍCITAMENTE PREVISTOS PARA PLAGUICIDAS.</b></p>	
<p><b>ONE SIP CAN KILL.</b></p>	<p><b>UN SORBO PUEDE CAUSAR LA MUERTE.</b></p>	
<p><b>CONTACT WITH SKIN MAY RESULT IN POISONING.</b></p>	<p><b>EL CONTACTO CON LA PIEL PUEDE CAUSAR ENVENENAMIENTO.</b></p>	
<p><b>EXPOSURE TO EYES MAY CAUSE SUBSTANTIAL EYE INJURY.</b></p>	<p><b>EXPOSICIÓN A LOS OJOS PUEDE CAUSAR LESIONES SUSTANCIALES EN LOS OJOS.</b></p>	
<p><b>PARAQUAT SHOULD ALWAYS BE STORED TIGHTLY CLOSED IN ORIGINAL CONTAINER, AND IN A LOCKED PLACE AWAY FROM CHILDREN AND ANIMALS.</b></p>	<p><b>EL PARAQUAT DEBE ALMACENARSE SIEMPRE CERRADO EN SU RECIPIENTE ORIGINAL, Y EN UN LUGAR CERRADO, ALEJADO DE NIÑOS Y ANIMALES.</b></p>	
<p><b>READ ENTIRE LABEL PRIOR TO USING THIS PRODUCT.</b></p>	<p><b>LEA LA ETIQUETA COMPLETA ANTES DE USAR ESTE PRODUCTO.</b></p>	

<b>COUNTER CARD</b>		
<p>Paraquat 43.2% SL contains the active ingredient paraquat dichloride (paraquat). People have died from accidentally drinking paraquat containing products that had been transferred into a beverage container, such as a water bottle or other drink bottle. It is also highly corrosive and can cause severe skin and eye damage including 3<sup>rd</sup> degree burns. Inhalation exposure may result in serious respiratory effects. FATAL if swallowed or inhaled.</p>	<p>Paraquat 43.2% SL contiene el ingrediente activo dicloruro de paraquat (paraquat). Hay personas que han muerto por beber accidentalmente productos que contienen paraquat que se habían transferido a un recipiente de bebidas, como una botella de agua u otra botella de bebida. También es altamente corrosivo y puede causar daños graves en la piel y los ojos, incluyendo quemaduras de tercer grado. La exposición por inhalación puede provocar efectos respiratorios graves. FATAL si se ingiere o inhala.</p>	
<b>PROPER STORAGE AND HANDLING</b>	<b>ALMACENAMIENTO Y MANEJO ADECUADOS</b>	
<p><b>NEVER TRANSFER PARAQUAT 43.2% SL INTO FOOD OR BEVERAGE CONTAINERS OR CONTAINERS NOT EXPLICITLY INTENDED FOR PARAQUAT 43.2% SL.</b></p>	<p><b>NUNCA TRANSFIERA PARAQUAT 43.2% SL A RECIPIENTES PARA COMIDA O DE BEBIDAS O RECIPIENTES NO EXPLÍCITAMENTE PREVISTOS PARA PARAQUAT 43.2% SL.</b></p>	
<p><b>ONE SIP CAN KILL.</b></p>	<p><b>UN SORBO PUEDE CAUSAR LA MUERTE.</b></p>	
<p><b>CONTACT WITH SKIN MAY RESULT IN POISONING.</b></p>	<p><b>EL CONTACTO CON LA PIEL PUEDE RESULTAR EN ENVENENAMIENTO.</b></p>	
<p><b>EXPOSURE TO EYES MAY CAUSE SUBSTANTIAL EYE INJURY.</b></p>	<p><b>LA EXPOSICIÓN A LOS OJOS PUEDE CAUSAR LESIONES GRAVES A LOS OJOS.</b></p>	

August 15, 2018

<p><b>PARAQUAT SHOULD ALWAYS BE STORED TIGHTLY CLOSED IN ORIGINAL CONTAINER, AND IN A LOCKED PLACE AWAY FROM CHILDREN AND ANIMALS.</b></p>	<p><b>EL PARAQUAT DEBE ALMACENARSE SIEMPRE CERRADO EN SU RECIPIENTE ORIGINAL, Y EN UN LUGAR CERRADO, ALEJADO DE NIÑOS Y ANIMALES.</b></p>	
<p><b>READ ENTIRE LABEL PRIOR TO USING THIS PRODUCT.</b></p>	<p><b>LEA LA ETIQUETA COMPLETA ANTES DE USAR ESTE PRODUCTO.</b></p>	
<p><b>DISREGARDING LABEL DIRECTIONS IS A VIOLATION OF FEDERAL LAW AND IS PUNISHABLE BY SUCH.</b></p>		<p><b>NO SEGUIR LAS INDICACIONES DE LA ETIQUETA REPRESENTA UNA INFRACCIÓN DE LA LEY FEDERAL Y ES PENADO COMO TAL.</b></p>
<p><b>USE REQUIREMENTS</b></p>		<p><b>REQUISITOS DE USO</b></p>
<ul style="list-style-type: none"> <li>• <b>TO PREVENT SEVERE INJURY OR DEATH, FOLLOW ALL LABEL REQUIREMENTS.</b></li> </ul>		<ul style="list-style-type: none"> <li>• <b>PARA EVITAR LESIONES GRAVES O LA MUERTE, SIGA TODOS LOS REQUERIMIENTOS DE LA ETIQUETA.</b></li> </ul>
<ul style="list-style-type: none"> <li>• <b>TO BE USED BY CERTIFIED APPLICATORS ONLY – <u>NOT</u> TO BE USED BY UNCERTIFIED PERSONS WORKING UNDER THE SUPERVISION OF A CERTIFIED APPLICATOR.</b></li> </ul>		<ul style="list-style-type: none"> <li>• <b>PARA SER UTILIZADO SOLO POR APLICADORES CERTIFICADOS: <u>NO</u> DEBE SER UTILIZADO POR PERSONAS NO CERTIFICADAS QUE TRABAJAN BAJO LA SUPERVISIÓN DE UN APLICADOR CERTIFICADO.</b></li> </ul>

<p>Applicators and other handlers (other than Mixers and Loaders) must wear</p> <ul style="list-style-type: none"> <li>• Long-sleeve shirt and long pants</li> <li>• Shoes plus socks</li> <li>• Protective eyewear</li> <li>• Chemical-resistant gloves made of barrier laminate, butyl rubber ≥14 mils, nitrile rubber ≥14 mils, neoprene rubber ≥14 mils, natural rubber ≥14 mils, polyethylene, polyvinyl chloride (PVC) ≥14 mils, or Viton® ≥14 mils</li> <li>• NIOSH-approved particulate respirator with any N, R, or P filter, NIOSH approval number prefix TC-84A, or a NIOSH-approved powered air-purifying respirator with an HE filter with NIOSH approval number prefix TC-21C.</li> </ul>	<p>Los aplicadores y otras personas que lo manipulen (que no sean mezcladores y cargadores) deben usar</p> <ul style="list-style-type: none"> <li>• camisa de manga larga y pantalones largos</li> <li>• zapatos con calcetines</li> <li>• gafas protectoras</li> <li>• guantes resistentes a productos químicos (hechos de barrera laminada, goma de butilo ≥14 milésimas de pulgada, goma de nitrilo ≥14 milésimas de pulgada, goma de neopreno ≥14 milésimas de pulgada, goma natural ≥14 milésimas de pulgada, polietileno, cloruro de polivinilo (PVC) ≥14 milésimas de pulgada o Viton® ≥14 milésimas de pulgada)</li> <li>• un respirador de partículas aprobado por NIOSH para polvo/niebla con cualquier filtro N, R, o P, prefijo de número de aprobación NIOSH TC-84A, o un respirador purificador de aire con aprobación NIOSH con filtro HE con prefijo de número de aprobación NIOSH TC-21C.</li> </ul>
<p>Mixers and Loaders must wear</p> <ul style="list-style-type: none"> <li>• Long-sleeve shirt and long pants</li> <li>• Shoes plus socks</li> <li>• NIOSH-approved particulate respirator with any N, R, or P filter, NIOSH approval number prefix TC-84A, or a NIOSH-approved powered air-purifying respirator with an HE filter with NIOSH approval number prefix TC-21C.</li> <li>• Chemical-resistant gloves made of barrier laminate, butyl rubber ≥14 mils, nitrile rubber ≥14 mils, neoprene rubber ≥14 mils, natural rubber ≥14 mils, polyethylene, polyvinyl chloride (PVC) ≥14 mils, or Viton® ≥14 mils</li> <li>• Chemical-resistant apron</li> <li>• Face shield</li> </ul>	<p>Los mezcladores y cargadores deben utilizar</p> <ul style="list-style-type: none"> <li>• camisa de manga larga y pantalones largos</li> <li>• zapatos con calcetines</li> <li>• un respirador de partículas aprobado por NIOSH para polvo/niebla con cualquier filtro N, R, o P, prefijo de número de aprobación NIOSH TC-84A, o un respirador purificador de aire con aprobación NIOSH con filtro HE con prefijo de número de aprobación NIOSH TC-21C.</li> <li>• guantes resistentes a productos químicos (hechos de barrera laminada, goma de butilo ≥14 milésimas de pulgada, goma de nitrilo ≥14 milésimas de pulgada, goma de neopreno ≥14 milésimas de pulgada, goma natural ≥14 milésimas de pulgada, polietileno, cloruro de polivinilo (PVC) ≥14 milésimas de pulgada o Viton® ≥14 milésimas de pulgada)</li> <li>• un delantal resistente a productos químicos,</li> <li>• protector facial</li> </ul>
<ul style="list-style-type: none"> <li>• Remove clothing/PPE immediately if pesticide gets inside. Then wash thoroughly and put on clean clothing.</li> </ul>	<ul style="list-style-type: none"> <li>• Quítese la ropa o equipo de protección personal inmediatamente si se impregna de pesticida. Luego lávese bien y póngase ropa limpia.</li> </ul>
<ul style="list-style-type: none"> <li>• Remove and wash contaminated clothing before wearing again.</li> </ul>	<ul style="list-style-type: none"> <li>• Retire y lave la ropa contaminada antes de volver a usarla.</li> </ul>

<ul style="list-style-type: none"> <li>• Discard clothing and other absorbent materials that have been drenched or heavily contaminated with paraquat. Do not reuse them. Follow the manufacturer's instructions for cleaning/maintaining PPE. If no such instructions for washing PPE exist, use detergent and hot water.</li> </ul>	<ul style="list-style-type: none"> <li>• Deseche la ropa y otros materiales absorbentes empapados o fuertemente contaminados con paraquat. No los reutilice. Siga las instrucciones del fabricante para limpiar y mantener el EPP. Si no existen tales instrucciones para lavar el EPP, use detergente y agua caliente.</li> </ul>
<ul style="list-style-type: none"> <li>• Keep and wash PPE separately from other laundry.</li> </ul>	<ul style="list-style-type: none"> <li>• Mantenga y lave el EPP por separado de la otra ropa.</li> </ul>
<ul style="list-style-type: none"> <li>• Refer to the product label for more information.</li> </ul>	<ul style="list-style-type: none"> <li>• Consulte la etiqueta del producto para más información.</li> </ul>
<ul style="list-style-type: none"> <li>• <b>DO NOT</b> tank mix this product with any pest control products other than those listed on the Paraquat 43.2% SL label. Paraquat 43.2% SL is compatible with the tank mix partners listed on this label.</li> </ul>	<ul style="list-style-type: none"> <li>• <b>NO</b> mezcle en tanque este producto con ningún otro producto para el control de plagas que no esté incluido en la etiqueta Paraquat 43.2% SL. Paraquat 43.2% SL es compatible con los socios de mezcla de tanque listados en esta etiqueta.</li> </ul>
<p><b>FIRST AID</b></p>	<p><b>PRIMEROS AUXILIOS</b></p>
<ul style="list-style-type: none"> <li>• <b>If swallowed: SPEED IS ESSENTIAL. Immediate medical attention is required.</b> Administer either activated charcoal (100g for adults or 2g/kg body weight in children) or Fuller's Earth (15% solution; 1 liter for adults or 15ml/kg body weight in children). <b>DO NOT USE SUPPLEMENTAL OXYGEN.</b> Call a poison control center or doctor <b>IMMEDIATELY</b> for treatment advice. Do not give anything by mouth to an unconscious person.</li> </ul>	<ul style="list-style-type: none"> <li>• <b>Si se ingiere: LA RAPIDEZ ES ESENCIAL. Se requiere atención médica inmediata.</b> Administre carbón activado (100 g para adultos o 2 g/kg de peso corporal en niños) o Fuller's Earth (solución al 15 %, 1 litro para adultos o 15 ml/kg de peso corporal en niños). <b>NO USE OXÍGENO COMPLEMENTARIO.</b> Llame a un centro de control de envenenamiento o a un médico <b>INMEDIATAMENTE</b> para recibir asesoramiento sobre el tratamiento. No administre nada por vía oral a una persona inconsciente.</li> </ul>
<ul style="list-style-type: none"> <li>• <b>If inhaled:</b> Move person to fresh air. The odor of this product is from the alerting agent, which has been added, not from the paraquat. If person is not breathing, call 911 or an ambulance. Call a poison control center or doctor for further treatment advice.</li> </ul>	<ul style="list-style-type: none"> <li>• <b>Si se inhala:</b> Mueva a la persona al aire fresco. El olor de este producto proviene del agente de alerta, que se ha agregado, no del paraquat. Si la persona no respira, llame al 911 o a una ambulancia. Para recibir instrucciones adicionales respecto al tratamiento a seguir, llame a un médico o a un centro de control de envenenamiento.</li> </ul>
<ul style="list-style-type: none"> <li>• <b>If in eyes:</b> Hold eye open and rinse slowly and gently with clean water for 15-20 minutes. Remove contact lenses, if present, after the first 5 minutes, then continue rinsing eye. Call a poison control center or doctor for treatment advice.</li> </ul>	<ul style="list-style-type: none"> <li>• <b>Si entra en contacto con los ojos:</b> Mantenga los ojos abiertos y enjuague lenta y suavemente con agua limpia durante 15-20 minutos. Si el afectado usa lentes de contacto, espere cinco minutos antes de retirarlos; entonces, continúe enjuagando el ojo. Llame a un médico o a un centro de control de envenenamiento para recibir</li> </ul>



August 15, 2018

	instrucciones respecto al tratamiento a seguir.
<ul style="list-style-type: none"> <li>• <b>If on skin or clothing:</b> Take off contaminated clothing. <b>IMMEDIATELY</b> wash the affected area with soap and water and rinse for 15-20 minutes. Prolonged contact will cause severe irritation. Contact with irritated skin or a cut or repeated contact with intact skin may result in poisoning. <b>GET MEDICAL ATTENTION.</b> Call a poison control center or doctor for treatment advice.</li> </ul>	<ul style="list-style-type: none"> <li>• <b>Si entra en contacto con la piel o la ropa:</b> Qítese la ropa contaminada. Lave <b>INMEDIATAMENTE</b> la zona afectada con agua y jabón y enjuague durante 15-20 minutos. El contacto prolongado causará irritación grave. El contacto con la piel irritada o un corte o contacto repetido con la piel intacta puede provocar intoxicación. <b>OBTENGA ATENCIÓN MÉDICA.</b> Llame a un médico o a un centro de control de envenenamiento para recibir instrucciones respecto al tratamiento a seguir.</li> </ul>
<ul style="list-style-type: none"> <li>• Have the product container or label with you when calling a poison control center or doctor, or going for treatment.</li> </ul>	<ul style="list-style-type: none"> <li>• Tenga a la mano el envase del producto o su etiqueta cuando llame al centro de control de envenenamiento, al médico o al buscar tratamiento.</li> </ul>
<b>Please refer to the product label for further information.</b>	<b>Consulte la etiqueta del producto para obtener más información.</b>
<b>For 24-hour medical emergency assistance (human or animal) call (800) 222-1222 or chemical emergency assistance (spill, leak, fire or accident) call ChemTrec at (800) 424-9300.</b>	<b>Para asistencia de emergencia médica las 24 horas (humanos o animales) llame al (800) 222-1222 o asistencia de emergencia química (derrames, fugas, incendios o accidentes) llame al (800) 424-9300.</b>
For non-emergency (e.g., current product information), call (863) 682-6698.	Para casos que no son de emergencia (por ejemplo, información actual del producto), llame al (863) 682-6698.