



85678-14

06/14/2011

1/18

 <p><b>U.S. ENVIRONMENTAL PROTECTION AGENCY</b> Office of Pesticide Programs Registration Division (7504P) 1200 Pennsylvania Ave., N.W. Washington, D.C. 20460</p> <p><b>NOTICE OF PESTICIDE:</b> <input checked="" type="checkbox"/> Registration <input type="checkbox"/> Reregistration (under FIFRA, as amended)</p>	<p><b>EPA Reg. Number:</b> 85678-14</p>	<p><b>Date of Issuance:</b> JUN 14 2011</p>
	<p><b>Term of Issuance:</b> Conditional</p>	
	<p><b>Name of Pesticide Product:</b> CAPTAN 80 WDG</p>	
<p><b>Name and Address of Registrant (include ZIP Code):</b></p> <p>RedEagle International LLC c/o Wagner Regulatory Associates, Inc. (Agent) P.O. Box 640; 7217 Lancaster Pike, Suite A Hockessin, DE 19707</p> <p style="text-align: right;">Attn: Catherine Byrd</p>		
<p><b>Note:</b> Changes in labeling differing in substance from that accepted in connection with this registration must be submitted to and accepted by the Registration Division prior to use of the label in commerce. In any correspondence on this product always refer to the above EPA registration number.</p>		
<p>On the basis of information furnished by the registrant, the above named pesticide is hereby registered under the Federal Insecticide, Fungicide and Rodenticide Act. Registration is in no way to be construed as an endorsement or recommendation of this product by the Agency. In order to protect health and the environment, the Administrator, on his motion, may at any time suspend or cancel the registration of a pesticide in accordance with the Act. The acceptance of any name in connection with the registration of a product under this Act is not to be construed as giving the registrant a right to exclusive use of the name or to its use if it has been covered by others.</p> <p>This product is conditionally registered in accordance with FIFRA section 3(c)(7)(A), provided that you:</p> <ol style="list-style-type: none"> <li>1. Submit and/or cite all data required for registration of your product under FIFRA section 3(c)(5) when the Agency requires all registrants of similar products to submit such data; and submit acceptable responses required for reregistration of your product under FIFRA section 4.</li> </ol>		
Page 1 of 2		
<p><b>Signature of Approving Official:</b></p>  <p>Tony Kish, Product Manager, Team 22 Fungicide Branch, Registration Division (7504P)</p>	<p><b>Date:</b> JUN 14 2011</p>	

Notice of Pesticide Registration  
Product Name Captan 80 WDG  
EPA Reg. No. 85678-14  
Page 2 of 2

2. Submit one copy of the revised final printed label which makes the following changes before the product is released for shipment.
  - A. To top of first page "Group M Fungicide" should be added and enclosed in a box as on other captan labels.
  - B. A missing resistance management section should also be added, as on other captan labels.
  - C. On page delete the "Postharvest fruit application" and "Disposal of leftover postharvest treatment mixture" sections because postharvest uses are not allowed with this product formula.
  
3. As a condition of registration the following studies are required by 6/15/2012:
  - a. Submit one year storage stability (830.6317) and corrosion characteristics (830.6320) data. It is required that the observations be made at 0, 3, 6, 9, and 12 month intervals. The results must be submitted to the Agency in electronic and hard copy format.

If these conditions are not complied with, the registration will be subject to cancellation in accordance with FIFRA section 6(e). Your release for shipment of the product constitutes acceptance of these conditions.

A copy of the label stamped "Accepted with Comments" is enclosed for your records.



# CAPTAN 80 WDG

## A Fungicide For Plant Disease Control

Captan 80 WDG is a water dispersable granule for use in water as a spray for the control of certain fungus diseases of fruit and as a soil treatment for the control of certain seed rots and damping-off diseases.

**ACTIVE INGREDIENTS:**

*Captan .....	78.9%
Related Derivatives .....	1.1%

**INERT INGREDIENTS:** ..... 20.0%

**TOTAL:**..... 100.0%

\*N-Trichloromethylthio-4-cyclohexene-1,2-dicarboximide

KEEP OUT OF REACH OF CHILDREN

**DANGER/PELIGRO**

Si usted no entiende la etiqueta, busque a alguien para que se la explique a usted en detalle. (If you do not understand this label, find someone to explain it to you in detail.)

See Inside Booklet for Additional Precautionary Statements  
**CAUSES IRREVERSIBLE EYE DAMAGE**

EPA REG. NO. 85678-

EPA EST. NO.

**ACCEPTED  
with COMMENTS  
In EPA Letter Dated  
JUN 14 2011**

**Under the Federal Insecticide,  
Fungicide, and Rodenticide Act  
as amended, for the pesticide  
registered under EPA Reg. No.**

85678-14

**FIRST AID****IF IN EYES:**

- Hold eye open and rinse slowly and gently with water for 15-20 minutes.
- Remove contact lenses, if present, after the first 5 minutes, then continue rinsing eye.
- Call a poison control center or doctor for treatment advice.

**IF ON SKIN OR CLOTHING:**

- Take off contaminated clothing.
- Rinse skin immediately with plenty of water for 15-20 minutes.
- Call a poison control center or doctor for treatment advice.

**IF SWALLOWED:**

- Call a poison control center or doctor immediately for treatment advice.
- Have person sip a glass of water if able to swallow.
- Do not induce vomiting unless told to do so by a poison control center or doctor.
- Do not give anything by mouth to an unconscious person.

**IF INHALED:**

- Move person to fresh air.
- If person is not breathing, call 911 or an ambulance, then give artificial respiration, preferably mouth-to-mouth if possible.
- Call a poison control center or doctor for further treatment advice.

**NOTE TO PHYSICIAN:** Probable mucosal damage may contraindicate the use of a gastric lavage. Have the product container or label with you when calling Poison Control Center or doctor or going for treatment.

**EMERGENCY TELEPHONE NUMBERS:** FOR CHEMICAL EMERGENCY: Spill, leak, fire, exposure, and accident call CHEMTREC 1-800-424-9300.

**PRECAUTIONARY STATEMENTS**  
**Hazards To Humans And Domestic Animals**  
**DANGER**

Corrosive. Causes irreversible eye damage. Harmful if swallowed or inhaled. Prolonged or frequently repeated skin contact may cause allergic reaction in some individuals. Do not get in eyes. Avoid contact with skin and clothing. Avoid inhalation of dust or spray mist.

**PERSONAL PROTECTIVE EQUIPMENT**

Some materials that are chemical-resistant to this product are listed below. If you want more options, follow the instructions for category C on an EPA chemical-resistance category selection chart.

All mixers, loaders, applicators, flaggers, and other handlers (including handlers participating in seeding and transplanting as part of root dip treatments) must wear:

- Long sleeved shirt and long pants,
- Shoes plus socks,
- Protective eyewear
- Chemical-resistant gloves made of any waterproof material (except applicators driving motorized equipment) such as barrier laminate, butyl rubber, natural rubber, neoprene rubber, or nitrile rubber  $\geq$  14 mils.
- Chemical resistant apron when participating in dip treatments
- In addition, a NIOSH-approved respirator with any N, R, P, or HE filter must be worn by all handlers except (1) applicators driving motorized equipment, and (2) mixers/loaders/ applicators participating in backpack, low-pressure hand-wand/handgun, and dip treatments, and (3) mixers loaders participating in aerial applications. Mixers/loaders participating in aerial application operations must wear an air-purifying NIOSH-approved respirator with any N100, R100, or P100 filter.

Discard clothing and other absorbent materials that have been drenched or heavily contaminated with this product's concentrate. Do not reuse them. Follow manufacturer's instructions for cleaning and maintaining PPE. If no such instructions for washables, use detergent and hot water. Keep and wash PPE separately from other laundry.

**Engineering Controls:**

When handlers use closed systems, enclosed cabs, or aircraft in a manner that meets the requirements listed in the Worker Protection Standard (WPS) for agricultural pesticides [40 CFR 170.240 (d)(4-6)], the handler PPE requirements may be reduced or modified as specified in the WPS.

**USER SAFETY RECOMMENDATIONS**

**Users should:**

- Wash hands before eating, drinking, chewing gum, using tobacco or using the toilet.
- Remove clothing immediately if pesticide gets inside. Then wash thoroughly and put on clean clothing.
- Remove PPE immediately after handling this product. Wash the outside of gloves before removing. As soon as possible, wash thoroughly and change into clean clothing.

**ENVIRONMENTAL HAZARDS**

This pesticide is toxic to fish. Do not apply directly to water, to areas where surface water is present or to intertidal areas below the mean high water mark. Drift and runoff from treated areas may be hazardous to aquatic organisms in neighboring areas. Do not contaminate water when cleaning equipment or disposing of equipment washwaters or rinsate.

**DIRECTIONS FOR USE**

It is a violation of Federal law to use this product in a manner inconsistent with its labeling.

Do not apply this product in a way that will contact workers or other persons, either directly or through drift. Only protected handlers may be in the area during application. For any requirements specific to your State or Tribe, consult the agency responsible for pesticide regulation.

**AGRICULTURAL USE REQUIREMENTS**

Use this product only in accordance with its labeling and with the Worker Protection Standard, 40 CFR part 170. This standard contains requirements for the protection of agricultural workers on farms, forests, nurseries, and greenhouses, and handlers of agricultural pesticides. It contains requirements for training, decontamination, notification, and emergency assistance. It also contains specific instructions and exceptions pertaining to the statements on this label about personal protective equipment and restricted-entry intervals. The requirements in this box only apply to uses of this product that are covered by the Worker Protection Standard.

Do not enter or allow worker entry into treated areas during the restricted entry interval (REI) of:

24 hours for strawberries, almonds, apples, apricots, cherries, nectarines, plums/fresh prunes, and peaches.

48 hours for soil treatments and root dips: For soil and greenhouse bench treatments and root dips, once the treatment and any seeding or transplanting tasks done as part of the treatment are complete, the 48-hour REI begins. Exception: Once the seeds or transplants are planted in the soil, the WPS allows workers to enter the treated area without restriction if there will be no contact with the soil subsurface.

72 hours for blueberries, grapes, raspberries, blackberries, and dewberries.

**EARLY ENTRY PPE**

PPE required for early entry to treated areas that is permitted under the Worker Protection Standard and that involves contact with anything that has been treated such as plants, soil, or water, is:

- Coveralls,
- Chemical-resistant gloves made of any waterproof material,
- Shoes plus socks,
- Protective eyewear


**EYE PROTECTION**

To mitigate eye irritation concerns from post-application exposures, the Agency is requiring that for at least seven days following the application of captan:

1. At least one container designed specifically for flushing eyes must be available in operating condition at the WPS-required decontamination site for workers entering the area treated with captan, and
2. Workers must be informed orally, in a manner they can understand:
  - a. That residues in the treated area may be highly irritating to their eyes,
  - b. That they should take precautions, such as refraining from rubbing their eyes to keep the residues out of their eyes.
  - c. That if they do get residues in their eyes, they should immediately flush their eyes with the eyeflush container that is located at the decontamination site, and
  - d. On how to operate the eyeflush container.

Notify workers of the application by warning them orally or by posting warning signs at

entrances to treated areas.





**NON-AGRICULTURAL USE REQUIREMENTS**

The requirements in this box apply to uses of this product that are NOT within the scope of the WPS for agricultural pesticides (40 CFR Part 170). The WPS applies when this product is used to produce agricultural plants on farms, forests, nurseries, or greenhouses.

**Entry Restriction**

Do not allow people or pets to enter treated areas until sprays have dried. For post-application fruit dips: Do not contact or allow others to contact the treated fruit until the treatment solution on the fruit has dried.

Read all precautions and directions for use before using. Use only for claims listed and only as specified on this label.

In order that pesticide residues on food and forage crops will not exceed federal tolerances, use only at recommended rates and intervals, and do not apply closer to harvest than specified. Do not apply or allow to drift to adjoining food, fiber or pasture crops. Drift of Captan onto sensitive crops (e.g. D'Anjou pears) can cause severe phytotoxicity and crop loss.

**SPRAY DRIFT MANAGEMENT**

Do not allow this product to drift.

**Foliar Spray Drift Management**

Avoiding spray drift from foliar applications is the responsibility of the applicator. Similar to aerial spray drift, the interaction of many equipment- and weather- related factors determine the potential for spray drift from foliar applications. To protect water resources, the applicator and the grower are responsible for considering all these factors when making decisions.

**Aerial Spray Drift Management**

Avoiding spray drift at the application site is the responsibility of the applicator. The interaction of many equipment-and-weather-related factors determine the potential for spray drift. The applicator and the grower are responsible for considering all these factors when making decisions.

The following drift management requirements must be followed to avoid off-target drift movement from aerial applications to agricultural field crops. These requirements do not apply to applications using dry formulations.

1. The distance of the outer most nozzles on the boom must not exceed  $\frac{3}{4}$  the length of the wingspan or rotor.
2. Nozzles must always point backward parallel with the air stream and never be pointed downwards more than 45 degrees.

Where states have more stringent regulations, they should be observed.

The applicator should be familiar with and take into account the information covered in the Aerial Drift Reduction Advisory Information.

## **AERIAL DRIFT REDUCTION ADVISORY**

This section is advisory in nature and does not supersede the mandatory label requirements.

### **INFORMATION ON DROPLET SIZE**

The most effective way to reduce drift potential is to apply large droplets. The best drift management strategy is to apply the largest droplets that provide sufficient coverage and control. Applying larger droplets reduces drift potential, but will not prevent drift if applications are made improperly, or under unfavorable environmental conditions (see Wind, Temperature and Humidity, and Temperature Inversions).

### **CONTROLLING DROPLET SIZE**

**Volume-**Use high flow rate nozzles to apply the highest practical spray volume. Nozzles with higher rated flows produce larger droplets.

**Pressure-**Do not exceed the nozzle manufacturer's recommended pressures. For many nozzle types lower pressure produces larger droplets. When higher flow rates are needed, use higher flow rate nozzles instead of increasing pressure.

**Number of nozzles-**Use minimum number of nozzles that provide uniform coverage.

**Nozzle Orientation-**Orienting nozzles so that the spray is released parallel to the airstream produces larger droplets than other orientations and is the recommended practice. Significant deflection from horizontal will reduce droplet size and increase drift potential.

### **BOOM LENGTH**

For some use patterns, reducing the effective boom length to less than  $\frac{3}{4}$  of the wingspan or rotor length may further reduce drift without reducing swath width.

### **APPLICATION HEIGHT**

Applications should not be made at a height greater than 10 feet above the top of the largest plants unless a greater height is required for aircraft safety. Making applications at the lowest height that is safe reduces exposure of droplets to evaporation and wind.

### **SWATH ADJUSTMENT**

When applications are made with a crosswind, the swath will be displaced downward. Therefore, on the up and downwind edges of the field, the applicator must compensate for this displacement by adjusting the path of the aircraft upwind. Swath adjustment distance should increase, with increasing drift potential (higher wind, smaller drops, etc.)

### **WIND**

Drift potential is lowest between wind speeds of 2-10 mph. However, many factors, including droplet size and equipment type determine drift potential at any given speed. Application should be avoided below 2 mph due to variable wind direction and high inversion potential. **NOTE:** Local terrain can influence wind patterns. Every applicator should be familiar with local wind patterns and how they affect spray drift.

### **TEMPERATURE AND HUMIDITY**

When making applications in low relative humidity, set up equipment to produce larger droplets to

compensate for evaporation. Droplet evaporation is most severe when conditions are both hot and dry.

### **TEMPERATURE INVERSIONS**

Applications should not occur during a temperature inversion because drift potential is high. Temperature inversions restrict vertical air mixing, which causes small-suspended droplets to remain in a concentrated cloud. This cloud can move in unpredictable directions due to the light variable winds common during inversions. Temperature inversions are characterized by increasing temperatures with altitude and are common on nights with limited cloud cover and light to no wind. They begin to form as the sun sets and often continue into the morning. Their presence can be indicated by ground fog; however, if fog is not present, inversions can also be identified by the movement of smoke from a ground source or an aircraft smoke generator. Smoke that layers and moves laterally in a concentrated cloud (under low wind conditions) indicates an inversion, while smoke that moves upward and rapidly dissipates indicates good vertical air mixing.

### **SENSITIVE AREAS**

The pesticide should only be applied when the potential for drift to adjacent sensitive areas (e.g. residential areas, bodies of water, known habitat for threatened or endangered species, non-target crops) is minimal (e.g. when wind is blowing away from the sensitive areas).

### **COMPATIBILITY AND PLANT SAFETY**

Captan 80 WDG can be combined safely and effectively at recommended dosage rates with most commonly used fungicides and insecticides, with the exception of oil and strongly alkaline materials. Alkaline materials such as spray lime, lime-sulfur and bordeaux mixture will reduce the fungicidal activity of captan. Do not apply captan in combination with or immediately before or closely following oil sprays. The time factor governing the safe interval between captan and oil sprays varies due to general climatic conditions; therefore, consult local agricultural spray programs and authorities to determine the proper timing. The use of spreaders which cause excessive wetting is not advised. Combinations with solvent formulations of organic phosphates should not be used. Combinations of captan and sulfur should not be used on crops sensitive to sulfur. Used at high rates or in drenching sprays, captan may cause a necrotic spotting of tender, immature leaves of certain varieties of apples, peaches, plums and cherries. This type of injury is most likely to occur in the early cover sprays during long periods of warm, cloudy, humid weather. To avoid the hazard of leaf spotting under such conditions, use captan and other spray materials at lowest recommended rates and avoid drenching trees.

Applications can be made by ground power equipment (including concentrate and semi-concentrate equipment). Pour recommended amount of this material into nearly filled spray tank. Add balance of water. Maintain agitation during filling and spraying operations. Do not allow mixture to stand. Do not combine with emulsifiable liquids or wettable powders unless previous experience has proven them to be physically compatible and safe to plants. (Read compatibility and plant safety information).

For aerial or concentrate spray applications, apply the same amount of Captan 80 WDG per acre as would normally be applied for dilute spray applications. Apply aerial or concentrate sprays in sufficient water for coverage.

### **CHEMIGATION STATEMENT**

Do not apply this product through any type of irrigation system.

12/18

## USE PRECAUTIONS

Except as specified begin applications before or at first sign of disease and repeat as needed to maintain control but observe use limitations. Unless otherwise specified, application can be made on the day of harvest. Maximum application is for a crop cycle. Crop cycle is defined as prebloom up to harvest. Apply the high rate and/or spray at shorter intervals when climatic conditions most favors disease(s). Apply the low rate and/or spray at larger intervals when climatic conditions least favors disease(s). If you are unaware of the climatic conditions favorable for disease(s) claimed for the specific use sites, you must consult with your State Agricultural Extension Service to learn of these conditions.

**IMPORTANT:** Read label carefully. Although most of the directions on this label may be followed nationwide, a few are limited to either the eastern or western U.S. Follow those directions for your growing area where specified.

## FRUIT AND NUT CROPS

**ALMONDS:** Brown rot twig and blossom blight, shothole, scab, leaf blight, anthracnose (for control of anthracnose, use in a disease and resistance management program of rotational sprays with other approved materials) - Apply 2 ½ TO 5 2/3 lbs. Captan 80 WDG per acre in 20 to 300 gallons of water using ground equipment or in 5 to 20 gallons of water by air. Use 3 ¾ to 5 2/3 lbs. per acre when Captan is used alone. To reduce the potential for disease resistance development to other fungicides having a similar spectrum, Captan 80 WDG may be used in a tank-mix at a rate of 2 ½ to 3 ¾ lbs. per acre. Apply at popcorn, bloom and petal fall stages in cover spray. Almond hulls may be fed to livestock. Do not apply more than 25 pounds per acre per crop cycle. The REI is 24 hours.

**APPLES (Eastern U.S.):** Primary scab, black rot (frog-eye), botrytis blossom-end rot - Apply 5 lbs. Captan 80 WDG per acre in 20 to 400 gallons of water using ground equipment or 5 to 20 gallons of water by air. Apply at 5 to 7 day intervals as needed to maintain control in prebloom, bloom, petal fall and first cover sprays.

Secondary scab, Brooks fruit spot, sooty blotch, fly speck, black rot, black pox, botryosphaeria rot, bitter rot - Apply 2 ½ to 5 lbs. Captan 80 WDG per acre in 20 to 400 gallons of water using ground equipment or in 5 to 20 gallons of water by air. Apply at 10 to 14 day intervals in second and later cover sprays. Do not apply more than 40 pounds of Captan 80 WDG per acre per crop cycle. May be applied up to day of harvest.

Powdery mildew - If powdery mildew is a problem add 6 to 12 lbs. sulfur per acre to all post-bloom sprays until foliage matures. Do not use Captan 80 WDG in combination with or closely following or in alternation with wettable sulfur products on sulfur sensitive varieties of apples such as Red Delicious, Staymen, Baldwin, King, etc. as severe injury and defoliation may occur. The REI is 24 hours.

**APPLES (Western U.S.):** Primary scab - Apply 2 ½ to 5 lbs. of Captan 80 WDG per acre in 20 to 400 gallons of water per acre using ground equipment or in 5 to 20 gallons of water by air. To reduce the potential for disease resistance development to other fungicides having a similar spectrum, the lower rate may be used in tank mixtures.

**(Pacific Northwest)** - Bull's eye rot, Botrytis rot - Apply 3 ¾ lbs. Captan 80 WDG per acre in 20 to

400 gallons of water using ground equipment or in 5 to 20 gallons of water by air. Make 1 or 2 applications with late cover sprays and 1 final spray prior to harvest. Do not apply more than 40 lbs of Captan 80 WDG per acre per crop cycle. May be applied up to day of harvest.

Secondary scab - In mid-summer cover sprays, the dosage maybe reduced to 2 ½ pounds per acre. The REI is 24 hours.

**APRICOTS:** Brown rot (twig blight), jacket rot - Apply 1 7/8 to 3 1/8 lbs. Captan 80 WDG per acre in 20 to 250 gallons of water using ground equipment or in 10 to 20 gallons of water by air. Apply in red bud, bloom, 75% petal fall, and cover sprays. To reduce the potential for disease resistance development to other fungicides having a similar spectrum, use the lower rate in tank mixtures. Do not apply more than 15 5/8 pounds per acre per crop cycle. May be applied up to day of harvest. The REI is 24 hours.

**BLUEBERRIES (Eastern U.S.):** Botrytis gray mold or berry rot, mummy berry - Apply 3 1/8 lbs. Captan 80 WDG per acre in sufficient water for thorough coverage or a minimum of 5 gallons of water by air. Start spray program when buds swell or when buds have loose scales. Repeat at 7 to 10 day intervals from late bloom. Do not apply more than 43 ¾ lbs per acre per crop cycle. May be applied up to day of harvest. The REI is 72 hours.

**BLUEBERRIES (Western U.S.):** Botrytis gray mold or berry rot, mummy berry - Apply 1 ¼ to 3 1/8 lbs. Captan 80 WDG per acre in 20 to 200 gallons of water by ground or in 5 to 20 gallons of water by air. Begin at mid-bloom, repeat at 7 to 10 day intervals until maturity. Do not apply more than 43 ¾ lbs per acre per crop cycle. May be applied up to day of harvest. The REI is 72 hours.

**BLACKBERRIES, RASPBERRIES, DEWBERRIES (Not registered for use in California):** Anthracnose, Botrytis, Spur blight – Apply 2 ½ pounds Captan 80 WDG per acre when blossoms are in bud (young canes are 8 to 10 inches long). Make a second application two weeks later. Apply a fall spray after old canes are removed. Fruit rot – Apply 2 ½ pounds of Captan 80 WDG per acre at early bloom (5 to 10% bloom) and again at full bloom. Additional applications can be made at 10 to 14 day intervals as needed. Apply Captan 80 WDG as indicated above in 45 to 100 gallons of water per acre. Use the higher volume as foliage increases. Do not apply more than 12 ½ lbs of Captan 80 WDG per acre per season. Do not apply within 3 days of harvest. The REI is 72 hours.

**CHERRIES (Eastern U.S.):** Brown rot, leaf spot, Botrytis rot - Apply 4 lbs. Captan 80 WDG per acre in 20 to 200 gallons of water using ground equipment. Apply in pre-bloom, bloom, petal fall, shuck, cover, and pre-harvest sprays. Applications at 3 to 4 day intervals may be necessary during bloom to control blossom blight. Repeat applications at 7 to 20 day intervals as needed to maintain control up to start of harvest. If powdery mildew is a problem add 6 lbs. sulfur per acre to the petal fall, shuck and early cover sprays. If sulfur is added, Captan 80 WDG may be reduced to 1 ¼ lbs. per acre in these sprays. Do not apply more than 17 ½ pounds per acre per crop cycle. May be applied up to day of harvest. The REI is 24 hours.

**CHERRIES (Western U.S.):**

Brown rot blossom blight, brown rot (fruit), leaf spot - Apply 1 7/8 to 2 ½ lbs. Captan 80 WDG per acre in 20 to 200 gallons of water using ground equipment or in 10 to 20 gallons of water by air. Apply in pre-bloom, bloom, petal fall, shuck, cover and preharvest sprays. Do not apply more than 17 ½ pounds per acre per crop cycle. May be applied up to day of harvest. The REI is 24 hours.

**GRAPES (U.S., except CA):** Phomopsis cane and leaf spot, downy mildew, suppression of black rot

14/18

- Apply 1 ¼ to 2 ½ lbs. Captan 80 WDG per acre in 20 to 200 gallons water using ground equipment, when shoots are 1/2 to 1 1/2 inches long, when shoots are 3-5 inches long, and when shoots are 9 - 12 inches long. Repeat just before bloom, immediately after bloom, and continue at 10-14 day intervals as long as disease conditions persist. Use the lower rate when spraying less susceptible grape varieties or when conditions are less favorable for disease development. Use the higher rate on susceptible grape varieties and during periods of weather highly favorable for disease development. Do not apply more than 15 pounds of CAPTAN 80 WDG per acre per crop cycle. May be applied up to day of harvest. The REI is 72 hours.

#### **GRAPES (California):**

Bunch rot (Botrytis) - Apply 2 ½ lbs. Captan 80 WDG per acre in 20 to 200 gallons of water using ground equipment or in 7 to 20 gallons of water by air. Make 2 applications before bloom and 1 immediately after bloom. Repeat periodically making 3 cover applications before the bunches close.

Phomopsis cane and leaf spot (current season infection) - Apply 2 to 2 ½ lbs. Captan 80 WDG per acre in 20 to 200 gallons of water using ground equipment or apply 2 ½ pounds Captan 80 WDG per acre in 7 to 20 gallons by air. Apply first spray when green tissue begins to show but before shoots are 1 inch long and repeat application when shoots are 6 to 8 inches long. Do not apply more than 15 pounds of Captan 80 WDG per acre per crop cycle. May be applied up to day of harvest. The REI is 72 hours.

**NECTARINES (U.S.):** Brown rot, scab - Apply 2 ½ to 5 lbs. Captan 80 WDG per acre in 20 to 250 gallons of water using ground equipment or in 10 to 20 gallons of water by air. To reduce the potential for disease resistance development to other fungicides having a similar spectrum, use the lower rates of Captan 80 WDG in tank mixes. Apply in full pink, bloom, petal fall, shuck, cover and preharvest sprays. Applications at 3 to 4 day intervals may be necessary during bloom to control blossom blight. Repeat application at 7 to 14 day intervals as needed to maintain control. Continue applications throughout harvest if conditions favor brown rot. If powdery mildew is a problem, add 7 ½ lbs. sulfur per acre to the petal fall, shuck and early cover spray. If sulfur is added, Captan 80 WDG may be reduced to 1 3/5 lbs. per acre in these sprays.

Coryneum blight (peach blight, shothole) - Apply 2 1/2 to 5 lbs. Captan 80 WDG per acre in 20 to 250 gallons of water using ground equipment or in 10 to 20 gallons of water by air. Apply in pink bud, full bloom, petal fall and cover sprays as necessary. Do not apply more than 30 pounds per crop cycle. Preharvest sprays may be applied up to day of harvest. The REI is 24 hours.

**PEACHES (U.S.):** Brown rot, scab - Apply 2 1/2 to 5 lbs. Captan 80 WDG per acre in 20 to 400 gallons of water using ground equipment or in 10 to 20 gallons of water by air. To reduce the potential for disease resistance development to other fungicides having a similar spectrum, use the lower rates of Captan 80 WDG in tank mixes. Apply in full pink, bloom, petal fall, shuck stages and in cover and preharvest sprays. When conditions are favorable, make applications at 7 to 14 day intervals as needed to maintain control. Continue applications through harvest if conditions favor brown rot. If powdery mildew is a problem, add 12 lbs. sulfur per acre to the petal fall, shuck and early cover spray. If sulfur is added, Captan 80 WDG may be reduced to 2 1/2 lbs. per acre in these sprays.

Coryneum blight (peach blight, shothole) - Apply 5 lbs. Captan 80 WDG per acre in 20 to 400 gallons of water using ground equipment or in 10 to 20 gallons of water by air. Apply in pink bud, full bloom, petal fall stages and cover sprays as necessary. Do not apply more than 40 pounds per acre per

crop cycle. Pre-harvest sprays may be applied up to day of harvest. The REI is 24 hours.

**PLUMS, FRESH PRUNES (Eastern U.S.):** Brown rot - Apply 3  $\frac{3}{4}$  lbs Captan 80 WDG per acre in 20 to 300 gallons of water using ground equipment or in 10 to 20 gallons of water by air. Apply in full pink, bloom and petal fall sprays. Repeat applications at 7 to 14 day intervals as needed to maintain control. Continue applications through harvest if conditions favor brown rot. The addition of a neutral spreader has improved coverage. Do not apply more than 33  $\frac{3}{4}$  pounds per acre per crop cycle. May be applied up to day of harvest. The REI is 24 hours.

**PLUMS, FRESH PRUNES (Western U.S.):** Brown rot - Apply 2  $\frac{1}{2}$  to 3  $\frac{3}{4}$  lbs. Captan 80 WDG per acre in 20 to 300 gallons of water using ground equipment or in 10 to 20 gallons of water by air. Use lower rates when tank mixes with fungicides of similar spectrum of activity are used. Apply at green bud, popcorn, bloom and petal fall stages. Repeat in cover sprays as conditions warrant.

Prune russet scab (lacy scab) - Apply 2  $\frac{1}{2}$  to 3  $\frac{3}{4}$  pounds Captan 80 WDG per acre in 20 to 300 gallons of water using ground equipment. Apply at full bloom. Do not apply more than 33  $\frac{3}{4}$  pounds per acre per crop cycle. May be applied up to day of harvest. The REI is 24 hours.

**STRAWBERRIES:** Botrytis (gray mold), leaf spot - Apply by broadcast spray at 1  $\frac{7}{8}$  to 3  $\frac{3}{4}$  lbs Captan 80 WDG per acre in sufficient water for thorough coverage by ground equipment or in 10 to 20 gallons of water by air. Begin applications when new growth starts in the spring and before fruit starts to form. Repeat at 7 to 14 day intervals. Under conditions favorable to fruit rot continue applications through harvest period treating immediately after each picking. Do not apply more than 30 lbs per acre per year. May be applied up to day of harvest. The REI is 24 hours.

When applying as directed/banded spray, use band rate of CAPTAN 80 WDG according to the following formula:

$$\frac{\text{Plant Bed Width (inches)}}{\text{Row Spacing (inches)}} \times \text{Broadcast Rate per acre} = \text{Banded Rate of CAPTAN 80 WDG per acre}$$

## SPECIAL USES

**PEACH PREPLANT ROOT DIP (California):** Preventative pre-plant dip treatment for crown gall. Use 2 1/2 pounds Captan 80 WDG plus 3.2 pints diluted sodium hypochlorite (5.25% household bleach) per 100 gallons water. Wash nursery trees to remove soil from roots. Cut off all dormant buds and suckers in crown area and prune root system if necessary. Submerge the entire dormant tree for 5 minutes. Recharge dip during operation at a rate of 3.2 pints diluted sodium hypochlorite per 100 gallons of water.

**POSTHARVEST FRUIT APPLICATION (For use in mechanical fruit dip operations only. Hand dipping of fruit is prohibited):** For control of various molds and storage rots (Botrytis, Gleosporium, Rhizopus). Use as a postharvest dip or spray wash on the following fruits: Apples, Cherries, Pears - Use 1 3/5 lbs Captan 80 WDG per 100 gallons of water. Apply as a spray or in a dip tank. When used as a dip, recharge wash solution periodically when tank volume is reduced by 25%. Bring water back to volume and add 1 3/5 lbs Captan 80 WDG for each 100 gallons added. At end of every 8 hour shift, empty tank, flush and charge with fresh dilution. Do not allow dip tank solution to stand overnight. Maintain continuous agitation during dipping operation. For use in mechanical fruit-dip operations only. Hand dipping of fruit is prohibited. Do not contact or allow others to contact the treated fruit until sprays have dried.

**DISPOSAL OF LEFTOVER POSTHARVEST TREATMENT MIXTURE:** Leftover dip or spray mixtures containing captan may be used as a foliar spray for the same crop in case of apples and cherries (but not pears) as treated by the dip or spray mixture, or to registered turf and ornamentals sites: observing all restrictions such as maximum pounds applied per application and season.

When calculating application rates, if analytical services are not available to determine the exact quantity of captan remaining in the mixture, assume that the tank still contains 1 3/5 pounds of Captan 80 WDG per 100 gallons of water. If the dip or spray mixture contains other pesticides in addition to captan, refer to the product label(s) for information regarding disposal.

Captan wastes are acutely hazardous to the eyes. Improper disposal of spray or dip tank mixtures is a violation of Federal law. If the leftover dip or spray mixture cannot be disposed of in the manner prescribed above, contact your State Pesticide or Environmental Control Agency, or the Hazardous Waste representative at the nearest EPA Regional Office for guidance concerning the disposal of spent or excess dip tank mixtures.



**STORAGE AND DISPOSAL**

Do not contaminate water, food, or feed by storage, disposal or cleaning of equipment. Open dumping is prohibited. Do not reuse empty container.

**PESTICIDE STORAGE:** Keep in original container. Store in a cool, dry place, but protect from temperatures below 110 degrees F. Protect from freezing temperatures (32 degrees F).

**PESTICIDE DISPOSAL:** Pesticide wastes are acutely hazardous. Improper disposal of excessive pesticide, spray mixture, or rinsate is a violation of Federal law. If these wastes cannot be disposed of by use according to label instructions, contact your State Pesticide or Environmental Control Agency, or the Hazardous Waste representative at the nearest EPA Regional Office for guidance.

**CONTAINER DISPOSAL:**

**NONREFILLABLE CONTAINER:** Do not reuse or refill this container. Completely empty bag into application equipment. Offer for recycling, if available, or dispose in a sanitary landfill, or by incineration, or if allowed by state and local authorities by burning. If burned, stay out of smoke.

**WARRANTY AND DISCLAIMER STATEMENT**

Read the entire Directions for Use, Conditions, Disclaimer of Warranties and Limitations of Liability before using this product. If terms are not acceptable, return the unopened product container at once.

By using this product, user or buyer accepts the following Conditions, Disclaimer of Warranties and Limitations of Liability.

Treatment of highly mechanically damaged seed, or seed of known low vigor and poor quality may result in reduced germination and/or reduction of seed and seedling vigor. Treat and conduct germination tests on a small portion of seed before committing the total seed lot to a selected chemical treatment. Due to seed quality conditions beyond the control of RedEagle International LLC, no claims are made to guarantee germination of carry-over seed.

**CONDITIONS:** The directions for use of this product are believed to be adequate and must be followed carefully. However, it is impossible to eliminate all risks associated with the use of this product. Crop injury, ineffectiveness or other unintended consequences may result because of such factors as weather conditions, presence of other materials, or the manner of use or application, all of which are beyond the control of RedEagle International LLC. To the extent allowable under State law, all such risks shall be assumed by the user or buyer.

**DISCLAIMER OF WARRANTIES:** TO THE EXTENT CONSISTENT WITH APPLICABLE LAW, REDEAGLE INTERNATIONAL LLC MAKES NO WARRANTIES, EXPRESS OR IMPLIED, OF MERCHANTABILITY OR OF FITNESS FOR A PARTICULAR PURPOSE OR OTHERWISE, THAT EXTEND BEYOND THE STATEMENTS MADE ON THIS LABEL. No agent of RedEagle International LLC is authorized to make any warranties beyond those contained herein or to modify the warranties contained herein. TO THE EXTENT CONSISTENT WITH APPLICABLE LAW, REDEAGLE INTERNATIONAL LLC DISCLAIMS ANY LIABILITY WHATSOEVER FOR SPECIAL, INCIDENTAL OR CONSEQUENTIAL DAMAGES RESULTING FROM THE USE OR HANDLING OF THIS PRODUCT.

**LIMITATIONS OF LIABILITY:** TO THE EXTENT CONSISTENT WITH APPLICABLE LAW, THE EXCLUSIVE REMEDY OF THE USER OR BUYER FOR ANY AND ALL LOSSES, INJURIES OR DAMAGES RESULTING FROM THE USE OR HANDLING OF THIS PRODUCT, WHETHER IN

18/18

CONTRACT, WARRANTY, TORT, NEGLIGENCE, STRICT LIABILITY OR OTHERWISE, SHALL NOT EXCEED THE PURCHASE PRICE PAID, OR AT REDEAGLE INTERNATIONAL LLC'S ELECTION, THE REPLACEMENT OF PRODUCT.

Manufactured for:  
RedEagle International LLC  
1925 E Edgewood Drive  
Lakeland, FL 33803

Net Contents: \_\_\_\_\_