

UNITED STATES ENVIRONMENTAL PROTECTION AGENCY  
WASHINGTON, D.C. 20460

MAY 22 2013



United States  
Environmental Protection  
Agency

Office of Pesticide Programs

Preserve International  
c/o Sanosil USA, LLC  
5475 Reno Corporate Drive, Suite 500  
Reno, NV 89511

Attention: Gary E. Gaumer, President

Subject: **Sanosil HWP**  
EPA Registration No. 84526-2  
Notification Dated April 15 2013

This will acknowledge receipt of your notification, submitted under the provisions of FIFRA Section 3(c)(9).

**Proposed Notification:**

- Notification to correct typographical errors

**General Comments:**

Based on a review of the submitted material, the following comments apply:

The Notification is in compliance with PR Notice 98-10 and is acceptable. This information has been made a part of your file.

NOTE: Stamped labels are not provided under the Notification process. Please submit this request under the Amendment process for a stamped product label.

If you have any questions concerning this letter, please contact Martha Terry at (703) 308-6217.

Sincerely,

A handwritten signature in black ink that reads "Martha Terry" followed by a stylized flourish.

Marshall Swindell  
Product Manager 33  
Regulatory Management Branch 1  
Antimicrobials Division (7510P)

Please read instructions on reverse before completing form.

Form Approved OMB No. 2070-0060

PRINT FORM



United States  
Environmental Protection Agency  
Washington, DC 20460

<input type="checkbox"/>	Registration
<input type="checkbox"/>	Amendment
<input checked="" type="checkbox"/>	Other

OPP Identifier Number

Application for Pesticide - Section I

1. Company/Product Number 84526-2	2. EPA Product Manager Marshall Swindell	3. Proposed Classification <input type="checkbox"/> None <input type="checkbox"/> Restricted
4. Company/Product (Name) Sanosil HWP	PM# 33	
5. Name and Address of Applicant (Include ZIP Code) Sanosil International 91 Lukins Drive New Castle, DE 19720  <input checked="" type="checkbox"/> Check if this is a new address	6. Expedited Review. In accordance with FIFRA Section 3(c)(3) (b)(i), my product is similar or identical in composition and labeling to: EPA Reg. No. _____ Product Name _____	

Section - II

<input type="checkbox"/> Amendment - Explain below.	<input type="checkbox"/> Final printed labels in response to Agency letter dated _____
<input type="checkbox"/> Resubmission in response to Agency letter dated _____	<input type="checkbox"/> "Me Too" Application.
<input checked="" type="checkbox"/> Notification - Explain below.	<input type="checkbox"/> Other - Explain below.

Explanation: Use additional page(s) if necessary. (For section I and Section II.)  
Notification to correct typographical errors.

Section - III

1. Material This Product Will Be Packaged In:				2. Type of Container	
Child-Resistant Packaging <input type="checkbox"/> Yes* <input type="checkbox"/> No	Unit Packaging <input type="checkbox"/> Yes <input type="checkbox"/> No	Water Soluble Packaging <input type="checkbox"/> Yes <input type="checkbox"/> No		<input type="checkbox"/> Metal	<input type="checkbox"/> Plastic
				<input type="checkbox"/> Glass	<input type="checkbox"/> Paper
* Certification must be submitted	If "Yes" Unit Packaging wgt.	No. per container	If "Yes" Package wgt.	No. per container	Other (Specify) _____
3. Location of Net Contents Information <input type="checkbox"/> Label <input type="checkbox"/> Container		4. Size(s) Retail Container		5. Location of Label Directions <input type="checkbox"/> On Label <input type="checkbox"/> On Labeling accompanying product	
6. Manner in Which Label is Affixed to Product <input type="checkbox"/> Lithograph <input type="checkbox"/> Paper glued <input type="checkbox"/> Stenciled			<input type="checkbox"/> Other _____		

Section - IV

1. Contact Point (Complete items directly below for identification of individual to be contacted, if necessary, to process this application.)			
Name Gary Gaumer	Title President	Telephone No. (Include Area Code) 775-853-9776	
<b>Certification</b> I certify that the statements I have made on this form and all attachments thereto are true, accurate and complete. I acknowledge that any knowingly false or misleading statement may be punishable by fine or imprisonment or both under applicable law.			6. Date Application Received (Stamped)
2. Signature 	3. Title President		
4. Typed Name Gary E. Gaumer	5. Date April 16, 2013		





**Optional Marketing Claims: (note that these claims may or may not appear on the commercial label: in addition, the claims may be used as bullet points or in a paragraph format)**

**Miscellaneous Claims**

Introductory

New (this claim will only be used for the first six months after commercial introduction)

(Unscented)

(Scent free)

Bleach (Chlorine) (Bleach and Chlorine) (Alcohol) free (formula) (technology) (disinfection) (disinfectant) (sanitization) (sanitizer)

Contains no phosphorous (compounds)

Dries quickly

Dual Action (active) (system) (formula)

Everyday formula

Fast, Easy, Effective

Modern (Classic)

On-the-go

The (disinfectant) (sanitizer) for the new era.

Deodorizes sponges

Contains hydrogen peroxide, which breaks down into water and oxygen.

**General Product Performance/Usage Claims**

(Bactericidal) (Bactericide) (Disinfectant) (Disinfects) [Daily] [Multi-Action] (Multi-Purpose)

(Multi-Room) (Multi-surface) (Disinfectant) (Sanitizer) (Virucidal\*) (Virucide\*)

(Kills pathogenic bacteria and viruses\*)

Sanosil HWP can be used on bathroom and shower surfaces, walls, floors, tile, fiberglass, grout and plastic.

Controls kitchen odors caused by (insert bacteria) (bacteria)

Controls pet odors caused by (bacteria)

(This product) Deodorizes by killing (many) (bacteria) that cause odors.


Deodorizing by killing odor-causing (bacteria) at their source

Eliminates (removes) odors (caused by) (bacteria)

Gets rid of odors by killing the (bacteria) (that cause them)

Gets to the heart of odors

Helps prevent the build-up of odors by killing odor-causing bacteria (on hard non-porous non-food contact surfaces)



**General Product Performance/Usage Claims - continued**

Odor fighter

Perfect for eliminating your toughest odors at their source

(This product) Eliminates odors at their source

(This product) prevents odors at their source caused by (bacteria)

To eliminate odors use (this product) around (insert use sites) (insert use surfaces){insert use sites)

Disinfects hard non-porous non-food contact surfaces (such as) (insert use sites)

Disinfects (insert use sites) (and) (insert use surfaces)

For Hospital Use (graphics)

For use in hospitals as a (disinfectant)

For use (on) (in) (insert use sites)(insert use surfaces)

For use in institutional, animal care, restaurants, food-handling establishments and industrial facilities.

For use on hard, non-porous surfaces located in: (insert use sites)

Great for spot disinfection (target performance)

Simply spray (this product) on hard nonporous surfaces that you and your family and pets come in contact with everyday (including): (insert use surfaces)

(This product) (disinfects) (and) (sanitizes) (deodorizes) (the following surfaces) (insert use surface)

(This product) (disinfects) (and) (sanitizes) (in) (the following areas) (insert use sites)

Treats, does not cover up (No need to rinse after use) as a sanitizer and disinfectant

Use on hard to reach areas (like nooks and crannies)

Use this product (in) (under) (around) (on) (insert use site)

Ready to use

Use this product (on) (insert use surfaces)

**Specific Sanitizing Claims**

An effective sanitizer for non-food contact surfaces (for use in (insert use sites))

(Sanitizer)

Great for use as a non-food contact surface sanitizer in (insert use sites).


Kills (Destroys) (Eliminates) 99.9% of bacteria

Kills (Destroys) (Eliminates) 99.9% of bacteria on hard, non-porous surfaces

Kills (Destroys) (Eliminates) 99.9% of bacteria on hard, non-porous (kitchen)(bathroom) (surfaces).

Kills 99.9% of antibiotic-resistant bacteria (methicillin-resistant *Staphylococcus aureus*) (MRSA)

Kills 99.9% of (household) (kitchen) bacteria on hard, non-porous, non-food contact surfaces.



**Specific Disinfecting Claims**

(Controls)(Kills) odor-causing (bacteria)

Disinfection Control (Formula)

Disinfects (sanitizes) and deodorizes by killing bacteria and controlling their odors.

(Salmonella) (Staph) (MRSA) (Enterobacter Aerogenes) control

Effective against (bacteria)

Eliminates bacteria (viruses\*) (and) (odors) on hard non porous surfaces that you (and) (your family) (your children) come into contact with everyday

Fights (and) (kills) odors

(Bacteria) (Virus\*) (killer) (destroyer)(eliminator)

Kills the viruses\* associated with the flu and the common cold.

Kills the (flu) (common cold) virus

Kills antibiotic resistant bacteria (MRSA)

Kills (Destroys) (Eliminates) (of) (bacteria) on hard non porous surfaces

Kills antibiotic resistant bacteria (Methicillin Resistant) (Staphylococcus aureus) (MRSA)

Kills (bacteria) (eliminates odors) (and) (deodorizes)

Kills (bacteria) (whenever) you need it

Kills (household) (kitchen) (bacteria) on hard non porous, nonfood contact surfaces

On hard, non-porous, non-food contact surfaces this product kills bacteria

(This product) (controls) (kills) the (bacteria) that cause unpleasant odors (at the source),


(This product) (helps) reduce cross contamination of (antibiotic resistant bacteria) (on hard, non-porous surfaces)

(This product) (helps) (aids) in the reduction of cross contamination of (antibiotic resistant bacteria) (on hard, non-porous surfaces)

(This product) (helps) (fight the spread of) (antibiotic resistant bacteria) (on hard, nonporous surfaces)

(This product) kills the (bacteria) that cause (bad) odors

(This product) kills bacteria on hard non porous, nonfood contact surfaces in your home and in public places.



**DIRECTIONS FOR USE:** It is a violation of Federal law to use this product in a manner inconsistent with its labeling. Read the entire label before using the product.

Preparation of Use Solution: Dilute 1 part of Sanosil HWP with 9 parts water (1:9)

Prior to disinfection or sanitization, preclean the target surface. Apply the use-solution to hard, nonporous surfaces, thoroughly wetting surfaces with a cloth, mop, sponge or sprayer. For sprayer applications, spray 6-8 inches from the surface.

To Disinfect: Let stand for ten (10) minutes (to air dry) (rinsing not required) (If desired) (wipe with) (paper towel) (clean dish towel) (or) (absorbent material).

To Sanitize: Let stand for 5 (five) minutes (to air dry) (rinsing not required) (If desired) (wipe with) (paper towel) (clean dish towel) (or) absorbent material).

To Deodorize: Spray on surfaces as needed (let air dry)

Do not use on polished wood, painted surfaces, leather, rayon fabrics, or acrylic plastics.

**Refilling or Spray Bottles**

To refill (spray bottles):

1. (Remove) Remove trigger sprayer (or) cap from empty bottle
2. (Pour) Unscrew cap on refill and pour contents directly into empty bottle.
3. (Use) Replace trigger sprayer and use as you normally would (or) unscrew cap and transfer your trigger to this bottle.



**Organisms**

The Sanosil HWP use-solution kills the following bacteria and viruses:

**Bacteria:**

Pseudomonas aeruginosa (Pseudomonas) (ATCC # 15442)  
 Staphylococcus aureus (Staphylococcus) (Staph) (ATCC 6538)  
 Salmonella enterica (Salmonella) (ATCC 10708)  
 (Methicillin Resistant) Staphylococcus aureus (Staph) (MRSA) (ATCC 33592)  
 Enterobacter aerogenes (ATCC 13048)  
 Escherichia coli (E coli) (ATCC 11229)

**Viruses**

Human Immunodeficiency Virus type 1 (HIV) (Strain HTLV-III<sub>B</sub>)  
 Influenza A strain Hong Kong (flu virus) (ATCC VR-544)  
 Influenza A (H5N1) (influenza) (flu virus) (Strain VN1199-PR8/CDC-RG CDC #2006719965)  
 Rhinovirus type 37 (Rhinovirus) (common cold virus) (ATCC BR-1147, Strain 151-1)

**Fungi**

Trichophyton mentagrophytes (ATCC 9533)

**SURFACES (- Graphic — depicting surface)****Hard Non-porous Surfaces**

Enamel, Sealed Granite, Brass, Glass, Chrome, Glazed ceramic tile, Copper, Glazed Porcelain, Stainless Steel, Linoleum, cultured marble, Vinyl (tile), synthetic marble. Do not use on glasses, dishes and utensils or other food contact surfaces.

Bathroom surfaces, Exterior surfaces of (Microwave [oven], Oven, Refrigerators), Bathtub (Tub), Examination tables, Mirror, Remote controls, Telephones, Bed Frame Fixtures, No wax floors, (Resilient)(ceramic)Floor, Bed Springs, Floors, non-wood baby furniture, Salad Bar Sneeze Guards, Bidet Faucets (non-wood), Cabinets, garbage (cans) (pails), (non-wood) chairs, Shower (Stall) (Area), Cat litter boxes, (non-wood) crib, Shower (curtain)(plastic)(liner) (and glass-topped), Furniture (non-wood), Highchair (non-wood), Sinks (basin), Clean-up carts, Sports equipment, Nonfood contact Counter (Countertop), Crystal, (Non-wood) Outdoor Stretchers, (Household) tools (patio), Nonfood contact table (tabletops), Desk Laminate (surfaces), Parquet Tin (Diaper) changing tables, Lamps, Patient Chairs,

Nonfood contact (Counters) and (tables), Linen carts, Plastic Toilet (Seats) (areas), Diaper Pails, Plastic (baby) (Children)Toys, (Toilet) (Urinal), Litter boxes, Plastic Laundry Basket (Hamper), Under sinks Dish Racks, Plastic mattress covers, Door Knob (handle), Washable Wall Paper, Dressing carts, Wheelchairs, Metal Portable Toilets, Whirlpool interiors, Metal Blinds, Recycling bins, Windows (windowsills), (Electronic) remote controls


**HOUSEHOLD USE SITES (- Graphic — depicting surface)**

Attic (damp), Storage Area Rooms, Laundry Room, Public eating places  
Automobile, Den, Study, Litter boxes, Public places  
Basement, Dining Room, Living Room; (Public) restrooms  
Bathroom, Dorm lockers, Sunroom  
Bedroom, Family Room, Mobile Home, Supermarket (grocery store)  
Boat, Garage, Mud Room, Tool Shed  
Camper Home, House, Nursery, Vacation home  
Car, (Home) Workshop, Pet areas, Vehicles, Recreational Vehicle (RV)  
Closets, Kitchen, Playroom

**PROFESSIONAL USE SITES (Graphic — depicting surface)**

Airplane, Factory, Kitchen, Public places  
Air conditioning and/or heating vents  
Ambulance, Gymnasium (gym), Laboratory, (Public) restrooms  
Blood Bank, Health Care Facility, Manufacturing Plant, Public telephones (booth)  
Boat, Health Club, (Medical) Clinic, Recreational Center  
Bowling Alley, Hospital, Military Installation, Restaurant  
Business, Hotel, Motel, Nursery, Child Care, Schools,  
School Cafeteria, Infirmary, Nursing Home, School Bus  
Campground (facility), Industrial, Building Office (Buildings), Shelters  
Clinics, Institutional, Patient Rooms, Sick rooms  
College (Institutional), Bathroom, Pharmacy, Toll Booth  
Commercial Building, (Institutional) kitchen, Physicians Office, Train Interiors  
Convenience stores (Institutional), Laundromat, Playground (facility), Veterinary (office)(clinic)  
Day Care Centers, (Institutional) Restroom, Public eating places, Waiting Rooms  
Dental Office, Kennel, Public facility, Warehouse, Club  
Doctors Office

**Hospitals**



**CLEANING POULTRY & LIVESTOCK DRINKING WATER LINES**

1. For drinking water lines 500 feet in length or less, using water holding tanks, make a 3% Sanosil HWP stock solution by mixing 3 gallons of Sanosil HWP with ~~97~~ 97 gallons of water.
2. For drinking water lines exceeding 500 feet in length, using holding tanks, make a 3% Sanosil HWP stock solution by mixing ~~6~~ 6 gallons of Sanosil HWP with ~~194~~ 194 gallons of water.
3. Pump the 3% Sanosil HWP stock solution, completely filling the drinking water lines.
4. If the drinking water lines are not supplied by water from holding tanks, you may either prepare a 3% Sanosil HWP stock solution in a 50 gallon tank by mixing one and one-half (1&1/2) gallons of Sanosil HWP with forty-eight (~~48~~ 48) gallons of water, pumping this solution into the water line, repeating this process as often as needed, until water line is filled or you may fill the water line, using a proportioner, set to inject undiluted Sanosil HWP at a rate of 1:33 (3%).
5. After the waterline is filled with the 3% Sanosil HWP solution, activate nipple drinkers to insure solution contact with drinkers.
6. Allow the 3% Sanosil HWP solution to remain in the water lines for 24 – 48 hours.
7. Flush lines with fresh water until water is visibly clear.

**Disinfection and Deodorizing Animal Housing Facilities and Buildings, Farm Equipment, Poultry Premises, Coops, Trucks and Crates**

1. Remove all animals/poultry from the facilities, items/areas to be disinfected.
2. Remove gross soils, liters, droppings, etc with a warm water flush or by sweeping.
3. Empty all troughs, racks, and other feeding and watering equipment.
4. Thoroughly clean all surfaces with detergent or cleaning solution and rinse with water.
5. Prepare a disinfecting use solution by adding 1 oz of Sanosil HWP to 9 ounces of water.
6. Make sure area is well-ventilated prior to initiating treatment.
7. To disinfect, saturate surfaces with a disinfecting solution for at least 10 minutes.
8. Prior to reuse, thoroughly scrub treated feed equipment (e.g, feed racks, troughs, fountains, etc.) with a detergent and rinse with water.
9. Keep animals/poultry out of treatment areas and/or do not use treated equipment until solution has been completely absorbed and air dried.

**Poultry Hatchery Disinfection**

1. Remove any eggs, chicks, poultry and feeds along with all gross soils and other hatching-related debris.
2. Thoroughly clean all surfaces with an appropriate detergent or cleaning solution; then rinse with water.
3. Prepare a disinfecting solution by adding 1 oz. of Sanosil HWP to 9 oz. of water.
4. Make sure area is well-ventilated prior to initiating treatment.
5. Apply disinfecting solution via wiping, mopping, or spraying (use a coarse spray device onto the surface to be treated. Let the use-solution soak in on the treated surface for at least 10 minutes and then allow to air dry.
6. Reintroduce eggs and chicks after all surfaces have dried.

**Fogging**

Fogging of Sanosil HWP can be used for treating hard, nonporous surfaces in rooms as an adjunct following regular manual cleaning and disinfecting of room surfaces. Sanosil HWP ready to use product is recommended for use in fogging operations as a supplemental measure either before or after regular cleaning and disinfecting procedures. Fog until the area is moist using foggers according to manufacturing's use directions.

Hazards to Humans and Domestic Animals

Danger. Corrosive. Causes irreversible eye damage and skin burns. Harmful if swallowed. Do not get in eyes, on skin or on clothing. If fogged, avoid breathing spray mists. Wear protective eyewear such as goggles, face shield or safety glasses and protective clothing (long-sleeved shirt and long pants, socks, rubber gloves and chemical resistant footwear). Wash thoroughly with soap and water after handling and before eating, drinking, chewing gum, using tobacco or using the toilet. Remove and wash contaminated clothing before reuse.

**FIRST AID**

If in eyes: Hold eye open and rinse slowly and gently with water for 15-20 minutes. Remove contact lenses, if present, after the first 5 minutes, then continue rinsing eye. Call a Poison Control Center or doctor for treatment advice.

If on skin: Take off contaminated clothing. Rinse skin immediately with plenty of water for 15-20 minutes. Call a poison control center or doctor for treatment.

If swallowed: call a poison control center or doctor immediately for treatment advice. Have a person sip a glass of water if able to swallow. Do not induce vomiting unless told to do so by a poison control center or doctor. Do not give anything to an unconscious person. *If product diluted in accordance with the directions for use, gets on skin, medical attention is not required.*

**NOTE TO PHYSICIAN:** Probably mucosal damage may contraindicate the use of gastric lavage.

Call a poison control center or doctor for treatment advice. Have the product container or label with you when calling a poison control center or doctor or going for treatment.

(If container size is 5 gallons or larger, use the following Environmental Hazards statement).

**Environmental Hazards**

Do not discharge effluent containing this product into lakes, streams, estuaries, oceans or other waters unless in accordance with the requirements of a National Pollutant Discharge Elimination system (NPDES) permit and the permitting authority has been notified in writing prior to discharge. Do not discharge effluent containing this product into sewer systems without previously notifying the local sewage treatment plant authority. For guidance, contact your state water board or Regional Office of the EPA.

**PHYSICAL AND CHEMICAL HAZARDS**

This product is incompatible with oxidizing and reducing agents.

**STORAGE AND DISPOSAL**

Do not contaminate water, food, or feed by storage and disposal.

Pesticide Storage: Keep out of direct sunlight and away from heat. Do not freeze. Store in original container in areas inaccessible to small children and pets.

Pesticide Disposal: Pesticide wastes are acutely hazardous. Improper disposal of excess pesticide, spray mixture or rinsate is a violation of Federal law. If these wastes cannot be disposed of by use according to label instructions, contact your State Pesticide or Environmental Control Agency, or the Hazardous Waste representative at the nearest EPA Regional Office for guidance.

**Container Disposal:**

*Plastic (Note to Reviewer: One of the following statements will be used)*

Nonrefillable container. Do not reuse or refill this container unless the directions for use allow to refill empty container with this product.

-OR-

Nonrefillable container. Do not reuse or refill this container.

If product leaking or spills should occur, please dilute with water and dry with absorbent material, or dilute with water as it is flushed into waste water drain. Offer for recycling, if available or (replace cap and) discard in trash.

