

84229-7

12-29-2011

26



UNITED STATES ENVIRONMENTAL PROTECTION AGENCY
WASHINGTON, D.C. 20460

OFFICE OF
PREVENTION, PESTICIDES AND
TOXIC SUBSTANCES

NOTIFICATION

DEC 29 2011

Tide International USA, Inc.
c/o Pyxis Regulatory Consulting, Inc.
Ross Gilbert
4110 136th St. NW
Gig Harbor, WA 98332

Subject: **Notification:** Revising label language that says "Tide Acephate 90WDG is a soluble powder" to say "dispersible granule"
Tide Acephate 90WDG
EPA Reg. No. 84229-7
Your submission dated: 11/30/2011

Dear Mr. Gilbert:

The Agency is in receipt of your Application for Pesticide Notification under Pesticide Registration Notice (PRN) 98-10 dated November 30, 2011 for the product EPA Reg. No 84229-7. The Registration Division (RD) has conducted a review of this request for its applicability under PRN 98-10 and finds that the action requested falls within the scope of PRN 98-10. The label submitted with the application has been stamped "Notification" and will be placed in our records.

If you have any questions, please reach me @ 703-305-5314 or at metzger.autumn@epa.gov.

Sincerely,

A handwritten signature in black ink, appearing to read "Autumn Metzger".

Autumn Metzger
Biologist
Insecticide-Rodenticide Branch
Office of Pesticide Programs



United States
Environmental Protection Agency
Washington, DC 20460

Registration
 Amendment
 Other

OPP Identifier Number

Application for Pesticide - Section I

1. Company/Product Number 84229-7	2. EPA Product Manager D. Benmhend	3. Proposed Classification <input checked="" type="checkbox"/> None <input type="checkbox"/> Restricted
4. Company/Product (Name) Tide International USA, Inc. / Tide Acephate 90 WDG	PM# Acting PM 1	
5. Name and Address of Applicant (Include ZIP Code) Tide International USA, Inc. c/o Pyxis Regulatory Consulting, Inc. 4110 136th St. NW Gig Harbor, WA 98332 <input type="checkbox"/> Check if this is a new address	6. Expedited Review. In accordance with FIFRA Section 3(c)(3)(b)(i), my product is similar or identical in composition and labeling to: EPA Reg. No. _____ Product Name _____	

Section - II

Amendment - Explain below. Final printed labels in response to Agency letter dated _____
 Resubmission in response to Agency letter dated _____ "Me Too" Application.
 Notification - Explain below. Other - Explain below.

NOTIFICATION
DEC 29 2011

Explanation: Use additional page(s) if necessary. (For section I and Section II.)

Submission of label notification per PRN 98-10 for a minor label revision. This notification is consistent with the provisions of PR Notice 98-10 and EPA regulations at 40 CFR 152.46, and no other changes have been made to the labeling or the confidential statement of formula of this product. I understand that it is a violation of 18 U.S.C. Sec. 1001 to willfully make any false statement to EPA. I further understand that if this notification is not consistent with the terms of PR Notice 98-10 and 40 CFR 152.46, this product may be in violation of FIFRA and I may be subject to enforcement action and penalties under sections 12 and 14 of FIFRA. Should you have any questions, please contact me at (email) Ross@PyxisRC.com or (phone) 253-853-7369.

Section - III

1. Material This Product Will Be Packaged In:

Child-Resistant Packaging <input type="checkbox"/> Yes <input checked="" type="checkbox"/> No	Unit Packaging <input type="checkbox"/> Yes <input checked="" type="checkbox"/> No	Water Soluble Packaging <input type="checkbox"/> Yes <input checked="" type="checkbox"/> No	2. Type of Container <input type="checkbox"/> Metal <input type="checkbox"/> Plastic <input type="checkbox"/> Glass <input type="checkbox"/> Paper <input checked="" type="checkbox"/> Other (Specify) foil-lined polyethylene bag
* Certification must be submitted		If "Yes" Unit Packaging wgt. No. per container	If "Yes" Package wgt. No. per container

3. Location of Net Contents Information
 Label Container

4. Size(s) Retail Container
2.5, 5, 10 lbs.

5. Location of Label Directions
 On Label On Labeling accompanying product

6. Manner in Which Label is Affixed to Product
 Lithograph Paper, glued Stenciled Other _____

Section - IV

1. Contact Point (Complete items directly below for identification of individual to be contacted, if necessary, to process this application.)

Name Ross Gilbert	Title Agent	Telephone No. (Include Area Code) 253-853-7369
----------------------	----------------	---

Certification
I certify that the statements I have made on this form and all attachments thereto are true, accurate and complete. I acknowledge that any knowingly false or misleading statement may be punishable by fine or imprisonment or both under applicable law.

2. Signature

3. Title
Agent

4. Typed Name
Ross Gilbert

5. Date
11/30/2011

6. Date Application Received
(Stamped)

PYXIS REGULATORY CONSULTING, INC.

3
26


4110 136th St. NW
Gig Harbor, WA 98332

Phone: 253-853-7369
Fax: 253-853-5516
www.PyxisRC.com

November 30, 2011

OVERNIGHT DELIVERY

Driss Benmhend (Acting PM 1)
Document Processing Desk (**NOTIF**)
Office of Pesticide Programs (7504C)
U.S. Environmental Protection Agency
Room S-4900, One Potomac Yard
2777 S. Crystal Drive
Arlington, VA 22202-4501



RE: Tide International USA, Inc. - Tide Acephate 90 WDG (EPA Reg. No. 84229-7)
Notification of a Minor Label Revision per PR Notice 98-10

Dear Mr. Benmhend,

On behalf of Tide International USA, Inc., please find the enclosed label notification for a minor label revision per PR Notice 98-10. The minor label revision is the correction of the description of Tide Acephate 90 WDG as a "soluble powder" in the Product Information section. The first sentence now reads "Tide Acephate 90 WDG is a dispersible granule". This minor label revision does not involve any change in the ingredients statement, signal word, use classification, precautionary statements, statements of practical treatment (First Aid), physical/chemical/biological properties, storage and disposal, or directions for use.

In support of this label notification submission, please find the enclosed:

1. Completed Application for Registration (EPA Form 8570-1)
2. One (1) copy of the Tide Acephate 90 WDG labeling with changes tracked
3. One (1) copy of the Tide Acephate 90 WDG labeling with changes incorporated
4. A CD containing an electronic version of the label
5. Certification with Respect to Label Integrity
6. Letter of Authorization

Please feel free to contact me by phone (253) 853-7369 or by email at Ross@PyxisRC.com if you have any questions or need any additional information.

Sincerely,

Ross Gilbert

Enclosures

cc: Dr. D. Wang, Tide International USA, Inc.

5
26

**PRECAUTIONARY STATEMENTS
HAZARDS TO HUMANS AND DOMESTIC ANIMALS
CAUTION**

Harmful if swallowed or inhaled. Causes moderate eye irritation. Avoid contact with eyes or clothing.

PERSONAL PROTECTIVE EQUIPMENT (PPE)

Some materials that are chemical-resistant to this product are barrier laminate, butyl rubber, nitrile rubber, and Viton. If you want more options, follow the instructions for category F on an EPA chemical-resistance category selection chart.

Mixers, loaders, applicators and other handlers must wear:

- Long-sleeved shirt and long pants
- Socks and shoes
- Chemical-resistant gloves

In addition, all mixers and loaders and all applicators using low-pressure hand wand application equipment must wear:

- A NIOSH-approved dust mist filtering respirator with MSHA/NIOSH approval number prefix TC-21C or a NIOSH-approved respirator with any N, R, P, or HE filter.

Discard clothing and other absorbent materials that have been drenched or heavily contaminated with this product's concentrate. Do not reuse them.

See engineering controls for additional requirements.

Follow manufacturer's instructions for cleaning/maintaining PPE. If no such instructions for washables exist, use detergent and hot water. Keep and wash PPE separately from other laundry.

Engineering Controls

Pilots must use an enclosed cockpit in a manner that meets the requirements listed in the Worker Protection Standard (WPS) for agricultural pesticides [40 CFR 170.240(d)(6)].

The use of human flaggers is prohibited.

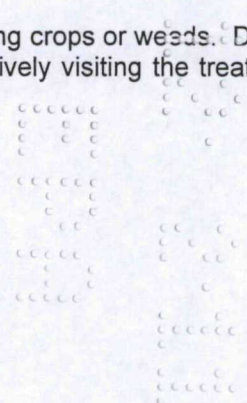
User Safety Recommendations

- Users should wash hands before eating, drinking, chewing gum, using tobacco, or using the toilet.
- Users should remove clothing/PPE immediately if pesticide gets inside. Then wash thoroughly and put on clean clothing.
- Users should remove PPE immediately after handling this product. Wash the outside of gloves before removing. As soon as possible, wash thoroughly and change into clean clothing.

ENVIRONMENTAL HAZARDS

This pesticide is toxic to birds. For terrestrial uses, do not apply directly to water, or to areas where surface water is present or to intertidal areas below the mean high water mark. Do not contaminate water when cleaning equipment or disposing of equipment washwaters.

This product is highly toxic to bees exposed to direct treatment or residues on blooming crops or weeds. Do not apply this product or allow it to drift to blooming crops or weeds while bees are actively visiting the treatment area.



DIRECTIONS FOR USE

It is a violation of Federal law to use this product in a manner inconsistent with its labeling.

READ THE ENTIRE LABEL. USE STRICTLY IN ACCORDANCE WITH PRECAUTIONARY STATEMENTS AND DIRECTIONS, AND WITH APPLICABLE STATE AND FEDERAL REGULATIONS.

Do not apply this product in a way that will contact workers or other persons, either directly or through drift. Only protected handlers may be in the area during application. For any requirements specific to your State or Tribe, consult the agency responsible for pesticide regulation.

This product is **not** for outdoor residential use on lawns, turf, home gardens, ornamentals, flowers, shrubs or trees. This restriction applies to all uses listed on this label.

AGRICULTURAL USE REQUIREMENTS

Use this product only in accordance with its labeling and with the Worker Protection Standard, 40 CFR part 170. This standard contains requirements for the protection of agricultural workers on farms, forests, nurseries, and greenhouses, and handlers of agricultural pesticides. It contains requirements for training, decontamination, notification, and emergency assistance. It also contains specific instructions and exceptions pertaining to the statements on this label about personal protective equipment (PPE), and restricted-entry interval. The requirements in this box apply to uses of this product that are covered by the Worker Protection Standard.

Do not enter or allow worker entry into treated areas during the restricted-entry interval (REI) of 24 hours.

PPE required for early entry to treated areas that is permitted under the Worker Protection Standard and that involves contact with anything that has been treated, such as plants, soil, or water is:

- Coveralls
- Chemical-resistant gloves made out of any waterproof material
- Shoes plus socks

NON-AGRICULTURAL USE REQUIREMENTS

The requirements in this box apply to uses of this product that are NOT within the scope of the Worker Protection Standard for agricultural pesticides [40 CFR Part 170]. The WPS applies when this product is used to produce agricultural plants on farms, forests, nurseries, or greenhouses.

Do not enter or allow others to enter until sprays have dried.

PRODUCT INFORMATION

Tide Acephate 90 WDG is a soluble powder dispersible granule used as an insecticide for control of pests on selected agricultural crops and in certain non-crop areas. The active ingredient in Tide Acephate 90 WDG is absorbed by plants via the roots and foliage to provide systemic control of feeding insects. Insect pests are generally controlled more effectively by Tide Acephate 90 WDG through ingestion than by contact.

Because it is impossible to test this product for every combination of cultivar, soil and horticultural practice, it is the responsibility of the user to ensure that Tide Acephate 90 WDG is compatible with the variety or cultivar of the ornamental crop to which you are making an application under your specific conditions. Test the product on a limited scale and observe for phytotoxicity over a two-week period prior to making large-scale applications.

Make repeat applications of Tide Acephate 90 WDG to maintain control only as directed.

Tide Acephate 90 WDG is NOT for indoor residential use.

Turf uses are restricted to ground applications to golf courses only.

FAILURE TO FOLLOW THE INSTRUCTIONS IN THIS LABEL MAY RESULT IN POOR INSECT CONTROL, CROP INJURY, AND/OR ILLEGAL RESIDUES.

TANK MIXES

- When tank mixing Tide Acephate 90 WDG with other products, read the entire label of each product being added to the mix and follow the most restrictive guidelines applicable to your situation.
- The user, applicator and/or application advisor accepts full responsibility for using this product with any other product or application method not expressly authorized by this label.

CHEMIGATION

- Only cranberries can have this product applied by chemigation (sprinkler irrigation) system.
- Do not apply to cranberries using any other type of irrigation system.

HAND WAND RESTRICTIONS

- Do not make applications by low-pressure hand wand in California.
- Agricultural Uses - Low-pressure hand wand equipment may **only** be used for mound treatment to control fire ants.
- Non-Agricultural Uses - Low-pressure hand wand equipment may **only** be used for mound treatment to control fire ants and on ornamental trees, shrubs and floral plants only when grown for non-agricultural or non-commercial use.
- Low-pressure hand wand equipment may **not** be used for perimeter control or wasp treatments.

SPRAY DRIFT MANAGEMENT

Do not allow spray to drift from the application site and contact people, structures people occupy at any time and the associated property, parks and recreation areas, nontarget crops, aquatic and wetland areas, woodlands, pastures, rangelands, or animals.


For ground boom applications, apply with nozzle height no more than 4 feet above the ground or crop canopy and when wind speed is 10 mph or less at the application site as measured by an anemometer. Use fine or coarser spray according to ASAE 572 definition for standard nozzles or VMD for spinning atomizer nozzles.

For airblast applications, direct spray above foliage and turn off outward pointing nozzles at row ends and outer rows. Apply only when wind speed is 3-10 mph at the application site as measured by an anemometer outside of the treated area on the upwind side.

For aerial applications, the boom width must not exceed 75% of the wingspan or 90% of the rotary blade. Use upwind swath displacement and apply only when wind speed is 3-10 mph as measured by an anemometer. Use fine or coarser spray according to ASAE 572 definition for standard nozzles or VMD for spinning atomizer nozzles. If application includes a no-spray zone, do not release spray at a height greater than 10 feet above the ground or the crop canopy.

For overhead chemigation, apply only when wind speed is 10 mph or less.

The applicator also must use all other measures necessary to control drift.



8
76

COTTON

PHI (pre-harvest interval) denotes number of days to harvest.

RESTRICTIONS:

- Do not feed treated forage or gin trash to livestock.
- Do not allow animals to graze on treated areas.
- Do not apply more than 4.0 lbs. a.i. per acre per crop cycle. This includes all methods of application.
- The maximum single aerial application rate for use in California and Arizona is 1.0 lb a.i. per acre. For all remaining areas, the maximum single aerial application rate is 0.75 lb a.i. per acre.

COTTON: IN-FURROW

By Ground AT-PLANTING APPLICATION: 3 to 5 gals/A of spray

PESTS CONTROLLED	RATES OF TIDE ACEPHATE 90 WDG PER ACRE	REMARKS	Minimum Spray Interval (Days)
Aphids* Black (Greasy) Cutworm (Except CA) Thrips (including Western Flower Thrips) *Excluding Cotton Aphids in AZ and CA)	0.56 to 1.1 lb. NOTE: For the Black Lands Region of Texas, use the 1.1 lbs./acre application rate	Use flat-fan nozzles for in-furrow application. Align nozzles to ensure good spray deposition into the seed furrow. Do not use cone type nozzles since unacceptable spray deposition may occur. Securely fasten spray-system tubing to furrow opener and check frequently to ensure proper positioning and operation. Tide Acephate 90 WDG can be mixed with fungicides that are sprayed in-furrow for disease control.	N/A

COTTON: FOLIAR

By Ground: Minimum of 10 to 25 gallons of water/A

PESTS CONTROLLED	RATES OF TIDE ACEPHATE 90 WDG PER ACRE	REMARKS	Minimum Spray Interval (Days)	PHI
Thrips (including Western Flower Thrips)	3.2 oz	Apply when eggs or insects first appear. Repeat application as necessary to maintain control.*	7	21
Plantbugs (Lygus)	0.25 to 1.0 lb. AZ & CA: 0.5 to 1.1 lb.	Apply when eggs or insects first appear. Use higher rate for Lygus adults that have migrated into cotton. Repeat application as necessary to maintain control.*	7	21
Fleahopper	0.25 lb.	Apply when eggs or insects first appear. Repeat application as necessary to maintain control.*	7	21
Cotton Aphids (excluding AZ and CA)	0.5 to 1.1 lb.	This insect may develop resistance to various classes of insecticides. Consult your local Agricultural Extension Service for current control recommendations. Repeat as necessary to maintain control.*	7	21
Whitefly (excluding Sweetpotato Whitefly/Silverleaf Whitefly)	0.5 to 1.1 lb.	Repeat application as necessary to maintain control.*	7	21
Armyworms (excluding Beet Armyworm) Cabbage Looper	1.1 lb.	Apply when eggs appear and repeat applications using 7-day spray intervals.*	7	21
Bollworm Tobacco Budworm (Adults, Larvae)	0.5 to 1.1 lb. (East of Rockies) 1.1 lb. (AZ & CA)	Early Season: Use 0.5 lb/A for light infestation. Mid and Late Season: Use 0.8 to 1.1 lb/A for moderate to severe infestations. Apply when eggs appear and repeat at 7 day spray intervals. Moths of budworm larvae are controlled by direct contact with spray. Moth kill is most likely to occur when late evening applications are made.	7	21
Eggs/ DEADHATCH®	0.25 to 0.5 lb.	DEADHATCH®: Control of emerging larvae by consumption of treated egg casings.		

PESTS CONTROLLED	RATES OF TIDE ACEPHATE 90 WDG PER ACRE	REMARKS	Minimum Spray Interval (Days)	PHI
Stink Bugs	0.8 lb.	Apply when eggs appear and repeat applications using 7-day spray intervals.*	7	21
Pink Bollworm (AZ & CA)	1.1 lb.	Apply when insects appear and repeat at 7-day spray intervals.*	7	21
Cutworms	0.8 lb.	Ground application is recommended. Aerial applications are less effective, but may be also used. Control is most effective when ground application is made in the evenings and sprays are directed toward the base and lower portion of the plant. Apply when insects first appear or damage is first noted and repeat as necessary to maintain control.*	7	21
RESTRICTIONS				
* Not to exceed a maximum of 4.0 lbs a.i. per acre per crop cycle. This includes all methods of application				

COTTON: FOLIAR

By Air: Minimum of 3 to 10 gallons water/A
(Minimum of 5 gallons water/A in AZ & CA)

PESTS CONTROLLED	RATES OF TIDE ACEPHATE 90 WDG	REMARKS	Minimum Spray Interval (Days)	PHI
Thrips (including Western Flower Thrips)	3.2 oz	Apply when eggs or insects first appear. Repeat application as necessary to maintain control.*	7	21
Plantbugs (Lygus)	0.25 to 0.83 lb. 0.5 to 1.1 lb (AZ & CA)	Apply when eggs or insects first appear. Use higher rate for Lygus adults that have migrated into cotton. Repeat application as necessary to maintain control.*	7	21
Fleahopper	0.25 lb	Apply when eggs or insects first appear. Repeat application as necessary to maintain control.*	7	21
Cotton Aphids (excluding AZ and CA)	0.5 to 0.83 lb	This insect may develop resistance to various classes of insecticides. Consult your local Agricultural Extension Service for current control recommendations. Repeat application as necessary to maintain control.*	7	21
Whitefly (excluding Sweetpotato Whitefly/Silverleaf Whitefly)	0.5 to 0.83 lb. 0.5 to 1.1 lb. (AZ & CA)	Repeat application as necessary to maintain control.*	7	21
Amyworms (excluding Beet Armyworm) Cabbage Looper	0.83 lb. 0.5 to 1.1 lb. (AZ & CA)	Apply when eggs appear and repeat at 7 day spray intervals.*	7	21
Bollworm Tobacco Budworm (Adults, Larvae)	0.5 to 0.83 lb. (East of Rockies) 1.1 lb (AZ & CA)	Early Season: Use 0.5 lb/A for light infestation. Mid and Late Season: Use 0.8 to 1.1 lb/A for moderate to severe infestations. Apply when eggs appear and repeat at 7 day spray intervals.*	7	21
Eggs/ DEADHATCH®	0.25 to 0.5 lb	Moths of budworm larvae are controlled by direct contact with spray. Moth kill is most likely to occur when late evening applications are made. DEADHATCH: control of emerging larvae by consumption of treated egg casings.		
Stink Bugs	0.83 lb.	Apply when eggs appear and repeat at 7 day spray intervals.*	7	21
Pink Bollworm (AZ & CA)	1.1 lb.	Apply when insects appear and repeat at 7 day spray intervals.*	7	21
Cutworms	0.8 lb 0.8 to 1.1 lb.	Ground application is recommended. Aerial applications are less effective, but may be used. Control is most effective when ground application is made	7	21

PESTS CONTROLLED	RATES OF TIDE ACEPHATE 90 WDG	REMARKS	Minimum Spray Interval (Days)	PHI
	(AZ & CA)	in the evenings and sprays are directed toward the base and lower portion of plant. Apply when insects first appear or damage is first noted and repeat as necessary to maintain control.		
RESTRICTIONS *Not to exceed a maximum of 4.0 lbs a.i. per acre per crop cycle. This includes all methods of application.				

COTTON TANK MIXES

Always read and follow all label directions when using any pesticide alone or in tank mix combinations. Observe all restrictions and precautions which appear on all product labels. The most restrictive labeling applies when using a tank mix.

COTTON TANK MIX: FOLIAR

By Ground: Minimum of 10 to 25 gals water/A of spray
By Air: 3 to 10 gals/A of spray (minimum of 5 gals water/A in CA)

RESTRICTIONS:

- Do not feed gin trash or treated forage to livestock.
- Do not allow animals to graze on treated areas.
- Do not apply more than 4.0 lbs a.i. per acre per crop cycle. This includes all methods of application.
- The maximum single aerial application rate for use in California and Arizona is 1.0 lb a.i. per acre. For all remaining areas, the maximum single aerial application rate is 0.75 lb a.i. per acre.

PEST CONTROLLED	TIDE ACEPHATE 90 WDG and Tank Mix Partner	AMOUNT OF TIDE ACEPHATE 90 WDG + Tank Mix Partner Per Acre	REMARKS	Minimum Spray Interval (Days)	PHI
Sweet potato Whitefly (Silverleaf Whitefly)	Tide Acephate 90 WDG + DANITOL 2.4 EC Spray	0.5 lb + 10-2/3 to 16 fl oz	Follow all applicable directions, restrictions, and precautions on the EPA registered label for DANITOL 2.4 EC Spray	3	21
Amyworms excluding Beet Armyworm) Bollworm Cabbage Looper Cotton Aphid Cutworms Fleahopper Grasshoppers Pink Bollworm Plantbugs (Lygus, Mirids) Salt Marsh Caterpillar Thrips (Including Western Flower Thrips) Tobacco Budworm Whitefly (Excluding Sweet potato/Silverleaf Whitefly)	Tide Acephate 90 WDG + LORSBAN 4E or CHLORPYRIFOS 4E	0.28 to 1.1 lbs (ground) or 0.28 to 0.83 lb (aerial) + 1 to 2 pts	Follow all applicable directions, restrictions and precautions on the EPA registered label for LORSBAN 4E. Cutworms: Use of 0.8 lb/A Tide Acephate 90 WDG By Ground: Ground application is recommended. Control is most effective when ground application is made in the evenings and sprays are directed toward the base and lower portion of the plant. By Air: Aerial applications are less effective, but may be used. Apply when insects first appear or when damage is first noted.	7	21

RESISTANCE-MANAGEMENT

For cotton pest control programs, especially those for control of silverleaf whitefly populations, employ a properly designed resistance-management strategy. Such resistance-management strategies include

mixture or rotation of alternative classes of chemistry including organophosphates, carbamates, pyrethroids or insect growth regulators. Consult your state or area agricultural extension service for local resistance management strategies and advice on alternative insecticides.

COTTON TANK MIXES WITH PYRETHROIDS

RESTRICTIONS:

- Do not feed gin trash or treated forage to livestock.
- Do not allow livestock to graze on treated areas.

**Do not apply more than 4 lbs. a.i./A per season. This includes all methods of application. This includes the use of Tide Acephate 90 WDG as an in-furrow at planting treatment, all foliar spray, liquid in-furrow application and seed treatment uses.

Use synthetic pyrethroids within the guidelines of state and/or regional resistance management programs and recommendations.

Always read and follow all label directions when using any pesticide alone or in tank mix combinations. Observe all restrictions and precautions, which appear on all product labels. The most restrictive labeling applies when using a tank mix.

COTTON TANK MIX: FOLIAR

By Ground: Minimum of 10 to 25 gals water/A of spray

By Air: 3 to 10 gals/A of spray (minimum 5 gals water/A in CA).

PESTS CONTROLLED	TIDE ACEPHATE 90 WDG AND TANK MIX PARTNER	TIDE ACEPHATE 90 WDG + TANK MIX PARTNER (PER ACRE)	REMARKS	Minimum Spray Interval (Days)	PHI
Aphids Bollworm Cabbage Looper Cotton Leaf Perforator Cutworms Fall Armyworms Fleahoppers Pink Bollworm (AZ & CA) Plantbugs Stinkbugs Sweetpotato/Silverleaf Whitefly Thrips (including Western Flower Whitefly Thrips) Tobacco Budworm	Tide Acephate 90 WDG +	0.5 to 1.1 lb. (ground) or 0.5 to 0.83 lb (air) +	Apply when eggs or insects first appear or damage is first noted. Stink Bugs: Use 0.83 lb/A of ACEPHATE 90 WDG. *Cutworms: Use 0.83 lb/A of ACEPHATE 90 WDG.	7	21
	one of the following: AMMO® 2.5EC*	one of the following: Refer to the AMMO® 2.5EC approved label for use instructions.	By Ground: Ground application is recommended. Control is most effective when ground application is made in the evenings and sprays are directed toward the base and lower portion of the plant. By Air: 3 to 10 gals/A spray (minimum 5 gals/A in CA) Aerial applications are less effective, but may be used. Repeat as necessary to maintain control.*		
	ASANA® XL*	Refer to the ASANA® XL approved label for use instructions.			
	BAYTHROID® 2 EC	Refer to the BAYTHROID® 2 EC approved label for use instructions.			
	CAPTURE® 2 EC	Refer to the CAPTURE® 2 EC approved label for use instructions.			
	KARATE® 1E (except CA)	Refer to the Karate® 1E approved label for use instructions.			
SCOUT X-TRA® (Except CA)	Refer to the SCOUT X-TRA® approved label for use instructions.	28			

RESTRICTIONS

*Do not apply more than 4 lbs./A (4 lbs. a.i.) per season. This includes all methods of application.

RESISTANCE MANAGEMENT

For cotton pest control programs, especially those for control of silverleaf whitefly populations, employ a properly designed resistance-management strategy. Such resistance-management strategies include mixture or rotation of alternative classes of chemistry including organophosphates, carbamates, pyrethroids or insect

12
26

growth regulators. Consult your state or area agricultural extension service for local resistance management strategies and advice on alternative insecticides.

FIELD CROPS

PHI (pre-harvest interval) denotes number of days to harvest.

CROP	INSECTS	AMOUNT OF TIDE ACEPHATE 90 WDG	FURTHER USE INSTRUCTIONS AND RESTRICTIONS	Minimum Spray Interval (days)	PHI
Peppermint, Spearmint	Alfalfa looper Cutworm Aphids	1.11 lbs	Make the initial application when eggs or insects first appear using a minimum of 20-100 (ground) or 5-10 (aerial) gal of water/A. The grazing of animals on treated areas and the feeding of spent mint hay to animals are prohibited. Do not apply more than 2.0 lbs. a.i. (2.22 lbs. product) per acre per season. Maximum of 2 applications per crop season.	7	14
Peanuts (for postemergence, foliar, ground/aerial)	Grasshoppers	0.28-0.55 lb.	Apply in water at 10 to 50 gals. spray per acre by ground or in 5 to 10 gals. spray per acre by air. Begin applications when insects first appear and repeat as needed to maintain control.* Do not feed treated forage or hay to livestock or allow animals to graze treated areas. Do not apply more than 4.0 lbs. a.i. (4.44 lbs. product) per acre per crop cycle. This includes all methods of application.	7	14 (of digging)
	Thrips	0.55-0.83 lb.			
	Corn earworms	0.83-1.11 lbs.			
	Fall armyworms				
	Leafhopper				
Loopers					
Velvetbean Caterpillar					
Soybeans	Grasshopper Thrips	0.28-0.55 lb	By Air: 5 to 10 gallons/Acre of spray	7	14
	Potato Leafhopper Stinkbugs	0.55-1.1 lbs.	By Ground: 10 to 50 gallons/Acre of spray		
	Armyworms (except Beet) Bean Leaf Beetle Cabbage Looper Green Cloverworm Mexican Bean Beetle Soybean Aphid Three-cornered Alfalfa Hopper Velvetbean Caterpillar	0.83-1.1 lbs.	Do not graze or cut vines for hay or forage. Do not apply more than 1.5 lbs. a.i./Acre (1.6 lb of Tide Acephate 90 WDG) per season. Always read and follow all label directions, restrictions, and precautions when using any pesticide alone or in tank mix combinations. The most restrictive labeling applies when using a tank mix.		

13
26

TOBACCO

TOBACCO TRANSPLANT WATER APPLICATION

(Use Prohibited in CA)

CROP	INSECTS	AMOUNT OF TIDE ACEPHATE 90 WDG PER ACRE	FURTHER USE INSTRUCTIONS AND RESTRICTIONS
Tobacco	Flea Beetle Green Peach Aphid Tobacco Aphid Cutworms Tobacco Thrips	0.83 lb.	Provides control of early season flea beetles, green peach aphids, tobacco aphids, and cutworms for approximately 3 to 4 weeks after transplanting. For later season control of these insects, apply a foliar spray of Tide Acephate 90 WDG Apply in a minimum of 100 gals. of water per acre. Do not apply more than 0.8 lb. Tide Acephate 90 WDG per acre as a transplant water application as some phytotoxicity may occur. Do not apply more than 4.0 lbs. a.i. (4.44 lbs. product) per acre per crop cycle. This includes all methods of application.
		1.25 lb.	Use limited to TN. Apply using a minimum of 200 gal of water/A. Do not apply more than 4.0 lbs. a.i. (4.44 lbs. product) per acre per crop cycle. This includes all methods of application.

Make transplant-water applications using mechanical transplant equipment only. Using such equipment, the insecticide/water mixture is mechanically applied directly into the soil along with the transplanted plants.

TOBACCO FOLIAR APPLICATION

(Use Prohibited in CA)

PHI (pre-harvest interval) denotes number of days to harvest.

CROP	INSECTS	AMOUNT TIDE ACEPHATE 90 WDG PER ACRE	FURTHER USE INSTRUCTIONS AND RESTRICTIONS	PHI
Tobacco (Flue-Cured, Air Cured, Dark Fire Cured)	Grasshoppers	0.28-0.83 lb.	Apply in 10 to 50 gals. water per acre with ground equipment or a minimum of 3 gals. per acre by air Apply spray at a minimum of 7 days if necessary to maintain control. Do not apply more than 4.0 lbs. a.i. (4.44 lbs. product) per acre per crop cycle. This includes all methods of application.	3
	Green Peach Aphid Flea Beetle Hornworm Tobacco Thrips	0.55-0.83 lb.		
	Tobacco Aphid Vegetable Weevils Stinkbugs	0.55-0.83 lb.		
	Budworm Cabbage Looper Cutworm	0.83 lb.		

TOBACCO PLANT BED APPLICATION

(Use Prohibited in CA)

CROP	INSECTS	AMOUNT OF TIDE ACEPHATE 90 WDG PER ACRE	FURTHER USE INSTRUCTIONS AND RESTRICTIONS
Tobacco Bed Treatment	Flea Beetle Green Peach Aphid Tobacco Aphid Cutworm	0.83 lb.	Apply to foliage at the equivalent of 1 tablespoon in 1 gal. of water per every 1,000 sq. ft. of bed. Apply evenly to ensure thorough coverage. Apply spray at a minimum of 7 days if necessary to maintain control. Do not apply more than 4.0 lbs. a.i. (4.4 lbs. product) per acre per season. This includes all methods of application.

14
26

TOBACCO FLOATBED/GREENHOUSE APPLICATION

(Use Prohibited in CA)

CROP	INSECTS	AMOUNT OF TIDE ACEPHATE 90 WDG	FURTHER USE INSTRUCTIONS AND RESTRICTIONS
Tobacco	Cutworm Flea beetle Green Peach Aphid Tobacco Aphid	0.83 lb.	Apply to foliage at the equivalent of 1 tablespoon in 3 gals. of water per every 1,000 sq. ft. of bed. Apply evenly to ensure thorough coverage. Dispose of floatbed water in the transplanted field through the transplant water or through foliar spray. Apply spray at a minimum of 7 days if necessary to maintain control. Do not apply more than 4.0 lbs. a.i. (4.44 lbs. product) per acre per season. This includes all methods of application.

FRUIT CROP

CROP	INSECTS	AMOUNT TIDE ACEPHATE 90 WDG PER ACRE	FURTHER USE INSTRUCTIONS AND RESTRICTIONS	Minimum Spray Interval (days)	PHI
Cranberries	Cranberry Blossom Worm Gypsy Moth False Armyworm Fireworms Spanworms Sparganothis	1.11 lbs.	Apply using sufficient water to achieve thorough coverage (ground) or in a minimum of 2 gal of water/A (aerial). Do not apply from start of bloom until all berries have set. When applied via irrigation system, only sprinkler type irrigation equipment can be used. Apply in water by air, ground or with sprinklers. Limit to one application per growing season. Maximum of 1 application per growing season. Do not apply more than 1.0 lb. a.i. (1.11 lbs. product) per acre per crop cycle. This includes all methods of application.	N/A	90
		1.11 lbs.	Use limited to MA, NJ, WA, and WI. Do not apply more than 1.0 lb. a.i. (1.11 lbs. product) per acre per crop cycle. This includes all methods of application. Apply using sufficient water to achieve thorough coverage (ground) or in a minimum of 2 gal of water/A (aerial). Do not apply from start of bloom until all berries have set; only one application may be applied post-bloom. Limit to one application per growing season. When applied via irrigation system, only sprinkler type of irrigation may be used.	N/A	75

SPRINKLER IRRIGATION APPLICATION TO CRANBERRIES

Apply to cranberries only by sprinkler irrigation systems. Do not apply by chemigation to any other crop, or this crop using any other type of irrigation system.

For overhead chemigation, apply only when wind speed is 10 mph or less.

This product may only be applied through sprinkler irrigation systems including center pivot, lateral move, end tow, side (wheel) roll, travelers, big gun, solid set, or hand move. Do not apply this product through any other type of irrigation system.

Crop injury, lack of effectiveness, or illegal pesticide residues in the crop may result from non-uniform distribution of treated water.

If you have questions about calibration, contact State Extension Service specialists, equipment manufacturers or other experts.

Do not connect an irrigation system (including greenhouse systems) used for pesticide application to a public water system unless the label-prescribed safety devices for public water supplies are in place.

A person knowledgeable of the chemigation system and responsible for its operation shall shut the system down and make necessary adjustments should the need arise.

The system must contain a functional check valve, vacuum relief valve, and low-pressure drain appropriately located on the irrigation pipeline to prevent water source contamination from backflow.

The pesticide injection pipeline must contain a functional, normally closed solenoid-operated valve located on the intake side of the injection pump and connected to the system interlock to prevent fluid from being withdrawn from the supply tank when the irrigation system is either automatically or manually shut down. The system must contain functional interlocking controls to automatically shut off the pesticide injection pump when the water pump motor stops.

The irrigation line or water pump must include a functional pressure switch that will stop the water pump motor when the water pressure decreases to the point where pesticide distribution is adversely affected.

Systems must use a metering pump, such as a positive displacement injection pump (e.g., diaphragm pump) effectively designed and constructed of materials that are compatible with pesticides and capable of being fitted with a system interlock.

Do not apply when wind speed favors drift beyond the area intended for treatment.

Solid Set System:** Apply specified dosage for the entire length of the irrigation period or for a 30 to 60 minute period at the end of a regular irrigation set or as a 30 to 60 minute injection as a separate application not associated with a regular irrigation. Allow time for all lines to flush the pesticide through all nozzles before turning off irrigation water. To ensure the lines are flushed and free of remaining pesticide, a dye indicator may be injected into the lines to mark the end of the application period.

Center Pivot Systems:** Inject the specified dosage per acre continuously for one complete revolution of the system.

**Constant agitation must be maintained in the chemical supply tank during the entire period of insecticide application. Inject the product with a positive displacement pump into the main line ahead of a right turn to ensure adequate mixing.

Application of more than label-specified quantities of irrigation water per acre may result in decreased product performance by removing the chemical from the zone of effectiveness.

16
26

VEGETABLE CROPS

PHI (pre-harvest interval) denotes number of days to harvest.

CROPS	INSECTS	AMOUNT TIDE ACEPHATE 90 WDG PER ACRE	FURTHER USE INSTRUCTIONS AND RESTRICTIONS	Minimum Spray Interval (Days)	PHI
Beans & Lima Beans (Dry & Succulent)	Fleahoppers Grasshoppers	0.28-0.55 lb	<p>Make the initial application when eggs or insects first appear using a minimum of 20 to 100 gallons (ground) or 2 gallons (aerial) of water/A. The feeding of treated vines to livestock is prohibited.</p> <p>Severe insect infestations, use the higher rates.</p> <p>Do not apply more than 2.0 lb a.i. (2.22 lbs. product) per acre per crop cycle.</p>	7	<p>14 (snap-beans or dry beans)</p> <p>1 (lima beans succulent forms)</p>
	Aphids Beanleaf Beetle Bean Leafroller Cabbage Looper Cutworms Green Cloverworm Leafhoppers Mexican Bean Beetle Plantbugs (Lygus) Soybean Looper Thrips Whitefly	0.55 to 1.11 lbs			
	Armyworms Corn Earworm European Cornborer	0.83-1.11 lbs.			
Brussels Sprouts, Cauliflower	Green Peach Aphid	0.55-1.11 lbs.	<p>Make initial application when eggs or insects first appear using a minimum of 25 to 150 gallons (ground) or 5 gallons (aerial) of water/A. The feeding of treated trimmings or the grazing of livestock in treated areas is prohibited.</p> <p>Do not apply more than 2.0 lb. a.i. (2.22 lbs. product) per acre per crop cycle.</p> <p>Use the high rate when heavy infestations of aphids are present.</p>	7	14
	Cabbage Looper Diamondback Moth Imported Cabbageworm	1.11 lbs.			
Celery	Green Peach Aphid	0.55 to 1.11 lbs.	<p>Make the initial application when eggs or insects first appear using a minimum of 50 to 100 gallons (ground) or 5 gallons (aerial) of water/A.</p> <p>All celery must be trimmed (tops removed before shipment. The use of treated tops for food/feed is prohibited.</p> <p>Do not apply more than 2.0 lb a.i. (2.22 lbs. product) per acre per crop cycle.</p>	7	21
	Beet & Fall Armyworm Cabbage Looper	1.11 lbs.		7	21
Head Lettuce (Crisphead Type Only)	Aster Leafhopper Green Peach Aphid	0.55-1.11 lbs.	<p>Apply using a minimum of 10 to 60 gallons (ground) or 5 gallons (aerial) of water/A.</p> <p>Applications may be made in spring, summer, and early fall in all areas; winter applications may be made in AZ, CA, FL, and TX; and late fall applications may be made in AZ. In the desert areas of AZ and CA, do not apply after the first head begins to form in crops which germinate from mid-September through November.</p> <p>The feeding of trimmings to livestock, and the grazing of animals on treated areas are prohibited.</p>	7	21
	Cabbage Looper Armyworm (excluding beet armyworm)	1.11 lbs.			

17
26

CROPS	INSECTS	AMOUNT TIDE ACEPHATE 90 WDG PER ACRE	FURTHER USE INSTRUCTIONS AND RESTRICTIONS	Minimum Spray Interval (Days)	PHI
			Maximum of 5 applications per crop season. Do not apply more than 2.0 lb. a.i. (2.22 lbs. product) per acre per crop cycle.		
Peppers (non bell type)	Aphids	0.55 lb.	Use limited to Midwestern and Eastern states and to PR. Apply using a minimum of 40 to 150 gallons of water/A. Maximum of 2 applications per crop season. Do not apply more than 1.0 lbs. a.i. (1.11 lbs. product) per acre per crop cycle.	7	7
Peppers (Bell type)	Grasshoppers	0.28-1.11 lbs.	Make the initial application when eggs or insects first appear using a minimum of 25 to 150 gallons (ground), 3 gallons(aerial), or 5 gallons (aerial in CA) of water/A. Do not apply more than 2.0 lbs. a.i. (2.22 lbs. product) per acre per crop cycle.	7	7
	Cabbage Looper	0.55-1.11 lbs.			
	Green Peach Aphid Tobacco Hornworm European Cornborer	0.83-1.11 lbs.			

NON-BEARING CITRUS

PHI (pre-harvest interval) denotes number of days to harvest.

RESTRICTIONS:

- Do not graze treated area.
- Do not harvest citrus fruits for one year after treatment.

CROPS	INSECTS	AMOUNT TIDE ACEPHATE 90 WDG PER ACRE	FURTHER USE INSTRUCTIONS AND RESTRICTIONS	Minimum Spray Interval (Days)	PHI
CITRUS (Non-bearing)	Aphids Grasshoppers Katydid Mealybugs Orangedogs Plantbugs Thrips Whiteflies (except Sweetpotato/Silverleaf)	1.11 lb.	Make initial spray application to individual juvenile or non-bearing trees when eggs or insects first appear using a minimum of 100 to 200 gallons of water/A by ground equipment.	7	N/A
	Ants (excluding fire, harvester, carpenter and pharaoh)	4.44 lb	Use limited to FL. Make initial spray application to individual juvenile or non-bearing trees using a minimum of 100 to 200 gal of water/A by ground equipment.		
		Mound Treatment Ground 2/3 oz in 5 gal water	Apply 1 gal. of the finished spray to each mound area by sprinkling the mound until it is wet and treat a 4 ft diameter circle around the mound.	N/A	
	Citrus Blackfly (not registered for use in CA)	0.5 to 0.83 lb	Apply when eggs or insects first appear. Use the high rate when a heavy infestation is present. Repeat spray application at 7 to 10 day intervals.		

18
26

SPECIALTY USES

CROPS	INSECTS	AMOUNT TIDE ACEPHATE 90 WDG PER ACRE	FURTHER USE INSTRUCTIONS AND RESTRICTIONS
Non-crop Areas (field borders, fencerows, roadsides, ditch-banks and borrow pits)	Grasshoppers	0.28 lb.	Apply using a minimum of 10 to 20 gallons (ground), 1 gallon (aerial), or 5 gallons (aerial in CA) of water per acre. The grazing or feeding of vegetation cut from treated areas is prohibited.
Non-Crop Areas	Ants (excluding fire, harvester, carpenter and pharaoh)	Mound Treatment- Dry Method: Evenly distribute 1 to 2 teaspoons over the mound. Drench Method: Mix 2/3 oz. in 5 gals. of water. Apply 1 gallon of mix to each mound area by sprinkling the mound until it is wet and treat a 4 foot diameter circle around the mound.	The grazing or feeding of vegetation cut from treated areas is prohibited. Do not use on turf. For best results apply the material in the early morning or late afternoon when the ants are most active. Applications made under prolonged hot and dry conditions may be ineffective due to the location of the ants deep within the nest. Grass in treated area may be injured. Do not treat mound more than once per season. Maximum of 2 tsp product/mound (dry method) per season.

Non-Crop Areas (Wasteland)

CROPS	INSECTS	AMOUNT TIDE ACEPHATE 90 WDG PER ACRE	FURTHER USE INSTRUCTIONS AND RESTRICTIONS
Foliar Ground/Aerial	Black Grass Bugs Grasshoppers Mormon Crickets	1.6 to 2.2 oz	Apply using a minimum of 10 to 20 gallons (ground), 1 to 5 gallons (aerial), or 5 gallons (aerial in CA) of water/A. The grazing or feeding of vegetation cut from treated areas is prohibited.
Mound Treatment Ground	Ants (excluding fire, harvester, carpenter and pharaoh)	Mix 2/3 oz. in 5 gals. of water. Apply 1 gallon of mix to each mound area by sprinkling the mound until it is wet and treat a 4 foot diameter circle around this mound. Seasonal Rate: Maximum application 13 mounds/A.	The grazing or feeding of vegetation cut from treated areas is prohibited. Only one application per season.

19
26

CONTAINER GROWN NURSERY STOCK

PLANTS	INSECTS	AMOUNT OF TIDE ACEPHATE 90 WDG	TIME OF APPLICATION	APPLICATION DIRECTIONS
Container Grown Nursery Stock (Arborvitae, Azalea, Camellia, Rhododendron, Roses, Viburnum, Yew)	Black Vine Weevil Strawberry Root Weevil	0.63 lb.	Thorough drench application of liquid formulation should be made by mid-September for greenhouse stock and by mid-October for outdoor stock. Consult your local county extension agent for information on the identification and control of root weevils on ornamentals.	Apply the specified amount of Tide Acephate 90 WDG per 100 gals. of solution so as to thoroughly drench the root system.
	Ants (excluding fire, harvester, carpenter and pharaoh)	0.63 lb.	Apply as needed to control the pest.	

20
26

ORNAMENTAL TREES & SHRUBS

Restrictions: Do not apply by low pressure handwand.

PLANTS	INSECTS	AMOUNT TIDE ACEPHATE 90 WDG PER 100 GALS.	TIME OF APPLICATION	Minimum Spray Interval (Days)	APPLICATION DIRECTIONS AND RESTRICTIONS
Trees and Shrubs (except Flowering Crabapple, see below)	Aphids Bagworms Birch Leafminer Tent Caterpillar* Lace Bugs Leafrollers	0.28 lb - 1.1 lbs. (4.4 - 17.7 oz)	As the insects or damage first appear.	14	Apply the specified amount of Tide Acephate 90 WDG in 100 gals. water with a hydraulic sprayer. The addition of a suitable sticker improves control of Gypsy Moth larvae.
	Douglas Fir Tussock Moth Larvae Gypsy Moth Larvae* Webworms	0.55 - 1.11 lbs. (8.7 - 17.7 oz)	As insects begin to appear		*Mist blower application. Adjust rates to 1.11 lbs. per 100 gals. water for Gypsy Moth control and 0.83 lb per 100 gals water for Tent Caterpillar control.
	Scales (Crawlers)	0.55 - 1.11 lbs. (8.7 - 17.7 oz)	As crawlers begin to appear. Repeat applications, at a 2 week or more interval, may be necessary where there is continuous crawler production.		Application to Huckleberry, Balm of Gilead, Cottonwood, Lombardy Poplar and Viburnum suspensum may result in phytotoxicity. Nursery crops. Before treating large plantings, spray only a few plants and observe two weeks for phytotoxicity.
	Ponderosa Pine Needle Miner	0.55 - 1.11 lbs. (8.7 - 17.7 oz)	Time of application is important. Consult your Farm Advisor or County Extension Agent.		Apply the specified amount of Tide Acephate 90 WDG in 100 gals. water with a hydraulic sprayer as a full coverage spray.
	Grasshoppers	0.55 - 1.11 lbs. (8.7 - 17.7 oz)	As the grasshoppers begin to appear.		Apply the specified amount of Tide Acephate 90 WDG in 100 gals. water with a hydraulic sprayer.
	California Oakworm Cankerworms (Spring & Fall)	0.28 lb - 1.1 lbs. (4.4 - 17.7 oz)	As the insects begin to appear. Use the higher amount when the larger larvae are present.		
	Nantucket Pine Tip Moth Larvae	1.11 lbs. (17.7 oz)	Time of application is important. Consult your Farm Advisor or County Extension Agent. Repeat applications will be required for subsequent generations.		
	Root Weevil Adults	1.11 lbs. (17.7 oz)	Apply when first feeding damage occurs. Repeat applications at four week intervals until the first heavy frost, may be necessary for complete foliage protection.		Apply the specified amount of Tide Acephate 90 WDG in 100 gals. water with a hydraulic sprayer as a full coverage spray.
	Box Elder Bugs Sawflies Budworms Leafhoppers	1.11 lbs. (17.7 oz)	As the insects begin to appear.		
	Japanese Beetle	1.11 lbs. (17.7 oz)	As the Japanese Beetles begin to appear. Repeat applications, at 2 week intervals, may be necessary.		
	Elm Leaf Beetle (larvae)	1.11 lbs. (17.7 oz)	As the larvae begin to appear. Tide Acephate 90 WDG will not prevent Elm Leaf Beetle eggs from hatching.		

21
26

PLANTS	INSECTS	AMOUNT TIDE ACEPHATE 90 WDG PER 100 GALS.	TIME OF APPLICATION	Minimum Spray Interval (Days)	APPLICATION DIRECTIONS AND RESTRICTIONS
Douglas Fir, Christmas Trees	Douglas Fir Needle Midge	0.55 lb (8.7 oz)	Make application no more than 2 weeks prior to bud burst. For additional pest management information, consult your county extension service.	3 days for rates up to and including 0.5 lbs. a.i./A and 7 days for rates over 0.5 lbs. a.i./A.	Apply a minimum of 2 weeks prior to bud burst using a minimum of 100 (ground) or 2 (aerial) gal. of water/A. Maximum of 1 application per crop season. Do not apply more than 0.55 lb. product per acre per crop cycle.
Flowering Crabapples	Aphids Tent Caterpillars Leafrollers	0.28 lb. (4.4 oz)	As the insects begin to appear.	28	Apply the specified amount of Tide Acephate 90 WDG in 100 gals. water with a hydraulic sprayer. Do not apply more often than 3 times in a growing season. Note: Phytotoxicity has occurred on the following Crabapple varieties: Hopa, Ichonoski, Malusfloribunda, Pink Perfection, Red Wine and Snow Cloud.
Crepe Myrtle	Aphids	3 to 4 level Tbs. (0.7-1.0 oz) per 1 tablespoon of water	As aphids begin to appear.	3 days for rates up to and including 0.5 lbs. a.i./A and 7 days for rates over 0.5 lbs. a.i./A.	Make a paint-on slurry to the trunk in a band 6-12 inches above the ground by mixing the specified amount of Tide Acephate 90 WDG. Remove the loose bark from the trunk areas to be treated. Completely paint a band around each trunk to a width twice its diameter. Make application to trunks within a zone 6 to 12 inches above the ground and below the point where branching begins. For multi-trunk plants be certain to treat all trunks. For either single or multi-trunk plants, make application as low as possible within the specified treatment zone.

22
26

GOLF COURSE TURF

Restrictions:

- DO NOT ALLOW LIVESTOCK TO GRAZE TREATED AREAS. DO NOT FEED TREATED GRASS TO LIVESTOCK.
- Use limited to golf courses.
- Aerial applications to turf are prohibited.
- NOT FOR USE ON RESIDENTIAL LAWNS

PLANTS	INSECTS	TIDE ACEPHATE 90 WDG PER 1,000 SQ. FT.	TIME OF APPLICATION	APPLICATION DIRECTIONS AND RESTRICTIONS
Golf Course Turf	Fall Armyworm Yellow Striped Armyworm Southern Armyworm	0.4 to 1.0 oz. (1.1 to 2.71 lbs./acre)	As the insects appear. A repeat application at 2 week intervals may be necessary.	Apply the specified amount of Tide Acephate 90 WDG per 1,000 sq ft. Use a minimum of 5 gals. water per 1,000 sq ft to obtain good coverage.
	Cutworm	1.0 to 1.6 oz. (2.71 to 4.44 lbs./acre)		
	Chinch Bugs	1.0 to 1.6 oz. (2.71 to 4.44 lbs. / acre)	Apply as needed for adult population knockdown. Repeat application at 10 to 14 days if needed.	Apply the specified amount of Tide Acephate 90 WDG per 1,000 sq ft. Use 1 to 15 gals. water per 1,000 sq ft to obtain good coverage.
	Sod Webworm (Crambus spp.)	0.4 to 0.8 oz. (1.11 to 2.22 lbs./acre)	As sod webworms begin to appear. Use the higher amount when quick knockdown is needed or with heavy infestations. Repeat application may be necessary. A repeat application at 7 day intervals may be necessary.	Apply the specified amount of Tide Acephate 90 WDG per 1,000 sq ft. Use 1 to 15 gals. water per 1,000 sq ft to obtain good coverage.
	Leafhopper	0.8 oz. (2.22 lbs./acre)	As the leafhoppers begin to appear. A repeat application at 7 day intervals may be necessary.	Apply the specified amount of Tide Acephate 90 WDG per 1,000 sq ft. Use 1 to 15 gals. water per 1,000 sq ft to obtain good coverage.
	Mole Crickets (except CA)	0.8 to 1.6 oz. (2.22 to 4.44 lbs./acre)	As mole crickets begin to appear. For knockdown of existing populations, more than one application may be required throughout the growing season. For heavy infestations, use the higher dosage rate. A repeat application at 7 day intervals may be necessary.	Apply the specified amount of Tide Acephate 90 WDG per 1,000 sq ft. Use 1 to 15 gals. water per 1,000 sq ft to obtain good coverage. Apply during late afternoon or early evening hours and after irrigation. Do not irrigate after application. The use of a lemon fragrance substance in the spray mix may enhance control by acting as a flushing agent and thus provide increased mole cricket contact with the Tide Acephate 90 WDG. The following lemon-scented products have been shown to be effective flushing agents: Lemon Joy, Lemon Palmolive and Might Myrt Products Manufacturer-Base Pure Lemon Fragrance. The use rate for these lemon-scented products is 2 teaspoons per gallon of water for small total mix volumes or 5 fl. oz. per 50 gals. of water for a large total mix volume.

23
26

PLANTS	INSECTS	TIDE ACEPHATE 90 WDG PER 1,000 SQ. FT.	TIME OF APPLICATION	APPLICATION DIRECTIONS AND RESTRICTIONS
	Greenbug (<i>Schizaphis graminum</i>) Grasshoppers	0.4 oz (1.11 lbs per acre)	Apply when insects or their damage first appear. Repeat as necessary. A repeat application at 7 day intervals may be necessary.	Apply the specified amount of Tide Acephate 90 WDG per 1,000 sq ft. Use 4 to 15 gals. water per 1,000 sq ft to obtain good coverage. Do not mow turfgrass for at least 24 hours after application.
Dichondra (Golf Course Turf)	Cutworm Flea Beetle Southern Armyworm Yellow Striped Armyworm	0.8 to 1.6 oz (2.2 to 4.44 lbs per acre)	As the insects appear. Repeat at 2 week intervals as necessary.	Apply the specified amount of Tide Acephate 90 WDG per 1,000 sq ft. Use a minimum of 15 gals. water per 1,000 sq ft to obtain good coverage.

OUTDOOR WASP AND PERIMETER SPRAY

Restrictions:

- Not for use on residential turfgrass.
- The use of low pressure handwand equipment for perimeter or wasp treatments is prohibited.

LOCATION	INSECTS	AMOUNT ACEPHATE 90 WDG PER GALLON	TIME OF APPLICATION	APPLICATION DIRECTIONS AND RESTRICTIONS
Outdoor wasp and perimeter area	Wasps	1.6 oz. (0.10 lb.)	Treat early or late in the day as wasps are less active during these times.	Apply the specified amount of Tide Acephate 90 WDG per gallon. Apply as a spot treatment to the nest, nest entrance, and surrounding areas where the wasps land.
	Ants (including Imported Fire Ants and Harvester Ants) Crickets Cockroaches Earwigs Pillbugs (Perimeter treatment)	1.6 oz. (0.10 lb.)	As insects appear	Apply the specified amount of Tide Acephate 90 WDG per gallon. Apply to a band of soil 6 to 10 feet adjacent to the structure and to a height of 2 to 3 feet from the foundation where pests may be active or may find entrances. Also as a residual spray or with a paint brush to surfaces of buildings, window frames, shutters, entryways, screens, eaves, patios, garages, carports, around garage areas and other areas where the insects may be found.

OUTDOOR FLORAL CROPS AND GROUND COVERS

Restrictions:

- Do not exceed 0.75 pounds of active ingredient per 100 gallons water as a single application to crops grown for cut flower production and 1.0 lb active ingredient per 100 gallons for all other greenhouse and outdoor ornamental plants.
- Do not apply using low-pressure hand-wand.

PLANTS	PESTS CONTROLLED	TIDE ACEPHATE 90 WDG APPLICATION RATE PER 100 GALS.	TIME OF APPLICATION	APPLICATION DIRECTIONS
Chrysanthemums Daisies Dahlias Easter Lily Gladioli Gypsophila Pachysandra Pansy Peony Roses Sedum Statice Strawflower Yarrow Zinnia	Aphids Thrips Lygus	0.5 lb. (8 oz.)	As insects begin to appear. To maintain control repeat applications may be necessary. Allow a minimum of 14 days between applications.	Apply the specified amount of Tide Acephate 90 WDG in 100 gallons of water with a hydraulic sprayer as a full coverage spray. Multiple applications may cause slight tip burn or marginal leaf necrosis on some varieties. Test on a sample plant to determine if unacceptable damage occurs prior to application to all plants.
Roses Boston Ivy	Japanese Beetle	1.11 lb. (17.7 oz.)	As Japanese beetles begin to appear. To maintain control, repeat applications may be necessary. Allow a minimum of 14 days between applications.	Applications to roses in flower may cause damage to flower.

COMMERCIAL GREENHOUSE FLORAL AND FOLIAGE PLANT CROPS

Restrictions:

- Do not apply more often than every 5 days.
- Do not exceed 0.75 pounds of active ingredient per 100 gallons water as a single application to crops grown for cut flower production and 1.0 lb active ingredient per 100 gallons for all other greenhouse and outdoor ornamental plants.
- Phytotoxicity has occurred on the following foliage plants:

Blechnum gibbum	Cissus Antartica
Ficus triangularis	Fittonia verschaffelti
Maranta leuconeura kerchoveana	Pachystachya lutea
Plectranthus australis	Polypodium aureus
Polystichum	Pteris ensiformis
Tolmiea menziesii	

Before treating large plantings, spray a test sample of plants and observe for 2-weeks for varietal phytotoxicity.
- Tide Acephate 90 WDG applications on certain varieties of Poinsettias after bract formation may result in phytotoxicity.
- Phytotoxicity has occurred on the following Chrysanthemum varieties:

Albatross	Bonnie Jean
Dixie	Garland
Gem	Iceberg
Pride	Showoff
Statesman	Tally Ho
Westward Ho	Wild Honey

Before treating large Chrysanthemum plantings, spray a test sample of plants and observe for 2-weeks for varietal phytotoxicity.

25
26

PLANTS	PESTS CONTROLLED	AMOUNT TIDE ACEPHATE 90 WDG PER 100 GALLONS	TIME OF APPLICATION	APPLICATION DIRECTIONS
Roses	Leafrollers	0.5 lb. to 0.83 lb. (8.7 to 13.3 oz.)	As leafrollers begin to appear. Use the higher amount listed when large larvae are present.	Apply the specified amount of Tide Acephate 90 WDG in 100 gallons with a hydraulic sprayer as a full coverage spray. Applications to roses in flower may cause damage to flower.
Foliage Plants Anthuriums Cacti Orchids Poinsettia	Aphids	0.28 lb. (4.3 oz.)	As aphids begin to appear.	Apply the specified amount of Tide Acephate 90 WDG in 100 gallons with a hydraulic sprayer as a full coverage spray. A wetting agent may be necessary when applying to difficult to wet foliage.
	Mealybugs Thrips Whiteflies	0.55 lb. (8.7 oz.)	As insects begin to appear. To maintain control of mealybugs and whiteflies, repeat applications at a minimum of 14-day spray intervals.	
	Scales (Crawlers)	0.55 lb. (8.7 oz.)	As insects begin to appear. To maintain control when there is continuous crawler production, repeat applications at a minimum of 14-day spray intervals.	
	Sweet Potato Whiteflies (except CA)	0.28 lb. (4.3 oz.) plus 10 2/3 fl. oz. (0.2 lb. a.i.) Tame® 2.4 EC Spray	Apply when insects first appear. If a population is well established, make one application of the tank mix and follow in 5 to 7 days with Tame® alone at 16 fl. oz./100 gals. (See Tame® label for instructions).	Apply as a tank mix at a volume that ensures good coverage. To avoid potential resistance, follow the Tame® label for specific instructions on the alternating use of Tame® plus Tide ACEPHATE 90 WDG and Tame® alone.
Roses Carnations Chrysanthemums	Aphids Thrips	0.55 lb. (8.7 oz.)	As aphids begin to appear. As thrips begin to appear or at the right flower bud stage. Apply as insects appear or at the tight flower bud stage. To maintain control, repeat applications may be necessary using the following restrictions: A minimum of 5 days between applications to roses. A minimum of 28 days between applications to Carnations and Chrysanthemums.	Apply with a hydraulic sprayer as a full coverage spray. Application to Chrysanthemums and Roses with open flowers will cause injury to the flowers.

26
26

STORAGE AND DISPOSAL

Do not contaminate water, food or feed by storage or disposal.

PESTICIDE STORAGE: Keep pesticide in original container. Store in a cool, dry place away from excessive heat. Do not put concentrate or dilute into food or drink containers.

PESTICIDE DISPOSAL: Wastes resulting from the use of this product may be disposed of on site or at an approved waste disposal facility.

CONTAINER DISPOSAL: Nonrefillable container. Do not reuse or refill this container. Completely empty bag into application equipment. Offer for recycling if available or dispose of empty bag in a sanitary landfill or by incineration, or if allowed by State and local authorities, by burning. If burned, stay out of smoke.

LIMITED WARRANTY AND DISCLAIMER

Our recommendations for use of this product are based upon tests believed to be reliable. The use of this product being beyond control of the manufacturer, no guarantee, expressed or implied, is made as to the effects of such use or the results to be obtained if not used in accordance with printed directions and established safe practice. To the extent consistent with applicable law, buyer's exclusive remedy and manufacturer's or seller's exclusive liability for any and all claims, losses, damages or injuries resulting from the use or handling of this product, whether or not based in contract, negligence, strict liability in tort or otherwise shall be limited, at the manufacturer's option to replacement of, or the repayment of the purchase price for, the quantity of product with respect to which damages are claimed.

Ammo[®] and Capture[®] are registered trademarks of the FMC Corporation.

Asana[®] is a registered trademark of E.I. du Pont de Nemours and Company.

Baythroid[®] is a registered trademark of Bayer.

Karate[®] is a registered trademark of Syngenta.

Lorsban[®] is a registered trademark of Dow AgroSciences LLC.

Scout X-TRA[®] is a registered trademark of Hoechst Roussel Agri-Vet Co.

DEADHATCH[®] and Tame[®] are registered trademarks of Valent U.S.A. Corporation.

EPA 2044042020111130