

84059-3

04/03/2013

1/12



UNITED STATES ENVIRONMENTAL PROTECTION AGENCY
WASHINGTON, D.C. 20460

OFFICE OF CHEMICAL SAFETY
AND POLLUTION PREVENTION.

April 3, 2013

Marrone Bio Innovations
2121 Second Street, Ste. B-107
Davis, California 95618
Attn: Keith Pitts

Subject: Notification to add alternate brand names for Regalia Bioprotectant concentrate – PRN 98-10.

Product Name: **Regalia Bioprotectant Concentrate.**
Alternate Brand Name: (1) **Regalia PTO Biofungicide.**
(2) **Regalia Rx Biofungicide.**

EPA Reg. No: **84059-3.**
Your Submission dated, February 20, 2013.

Dear Mr. Pitts:

The Biopesticides and Pollution Prevention Division is in receipt of your application for Notification under Pesticide Registration Notice (PRN) 98-10 dated above. A screen of this request has been conducted for its applicability under PRN 98-10, and it has been determined that the action requested falls within the scope of this Notice. Our records have been duly noted, and the label submitted with this application has been stamped “Notification Accepted” and will be placed accordingly in our records.

Three (3) copies of final printed labeling must be submitted to the Agency before your product as modified, may be sold or distributed [PR Notice 82-2 and 40 CFR 156.10(a) (6)].

If you have any questions regarding this action, you may contact Mr. Sylvester George at (703) 603-0688 or via e-mail at george.sylvester@epa.gov.

Sincerely,

Linda A. Hollis

Linda A. Hollis, Chief
Biochemical Pesticide Branch
Biopesticides and Pollution
Prevention Division (7511P)

Please read instructions on reverse before completing form.

Form Approved, OMB No. 2070-0060

	United States Environmental Protection Agency Washington, DC 20460	<input type="checkbox"/> Registration <input checked="" type="checkbox"/> Amendment <input type="checkbox"/> Other	OPP Identifier Number
--	---	---	-----------------------

Application for Pesticide - Section I

1. Company/Product Number 84059/84059-3	2. EPA Product Manager Linda Hollis	3. Proposed Classification <input checked="" type="checkbox"/> None <input type="checkbox"/> Restricted
4. Company/Product (Name) Marrone Bio Innovations/Regalia Bioprotectant Concentrate	PM# 91	
5. Name and Address of Applicant (Include ZIP Code) Marrone Bio Innovations 2121 Second St., Ste. B-107, Davis, CA 95618 <input type="checkbox"/> Check if this is a new address	6. Expedited Review. In accordance with FIFRA Section 3(c)(3) (b)(i), my product is similar or identical in composition and labeling to: EPA Reg. No. _____ Product Name _____	

Section - II

<input type="checkbox"/> Amendment - Explain below.	<input type="checkbox"/> Final printed labels in response to Agency letter dated _____
<input type="checkbox"/> Resubmission in response to Agency letter dated _____	<input type="checkbox"/> "Me Too" Application.
<input checked="" type="checkbox"/> Notification - Explain below.	<input type="checkbox"/> Other - Explain below.


Explanation: Use additional page(s) if necessary. (For section I and Section II.)

This is a notification of alternate brand name consistent with the provisions of PR Notice 98-10. Marrone Bio Innovations will be marketing Regalia Bioprotectant Concentrate under two additional alternate brand names, Regalia PTO Biofungicide and Regalia Rx Biofungicide.

Section - III

1. Material This Product Will Be Packaged In:				2. Type of Container	
Child-Resistant Packaging <input type="checkbox"/> Yes <input checked="" type="checkbox"/> No	Unit Packaging <input type="checkbox"/> Yes <input checked="" type="checkbox"/> No	Water Soluble Packaging <input type="checkbox"/> Yes <input checked="" type="checkbox"/> No			
* Certification must be submitted		If "Yes" Unit Packaging wgt. No. per container	If "Yes" Package wgt No. per container	<input type="checkbox"/> Metal <input checked="" type="checkbox"/> Plastic <input type="checkbox"/> Glass <input type="checkbox"/> Paper <input type="checkbox"/> Other (Specify) _____	
3. Location of Net Contents Information <input checked="" type="checkbox"/> Label <input type="checkbox"/> Container		4. Size(s) Retail Container 1,2.5gal, bulk		5. Location of Label Directions <input checked="" type="checkbox"/> On Label <input type="checkbox"/> On Labeling accompanying product	
6. Manner in Which Label is Affixed to Product <input checked="" type="checkbox"/> Lithograph <input type="checkbox"/> Paper glued <input type="checkbox"/> Stenciled			<input type="checkbox"/> Other _____		

Section - IV

1. Contact Point (Complete items directly below for identification of individual to be contacted, if necessary, to process this application.)		
Name Keith Pitts	Title VP, Regulatory Affairs	Telephone No. (Include Area Code) 530.750.2800
Certification I certify that the statements I have made on this form and all attachments thereto are true, accurate and complete. I acknowledge that any knowingly false or misleading statement may be punishable by fine or imprisonment or both under applicable law.		6. Date Application Received (Stamped)
2. Signature 	3. Title VP, Regulatory Affairs	
4. Typed Name Keith Pitts	5. Date 20 FEB 2013	



February 20, 2013

Linda Hollis
Biochemical Pesticides Branch
Biopesticides and Pollution Prevention Division
Office of Chemical Safety and Pollution Prevention (7511P)
U.S. Environmental Protection Agency
One Potomac Yard
2777 South Crystal Drive
Arlington, VA 22202

Subject: Notification of Alternate Brand Name per PR Notice 98-10 for Regalia Bioprotectant Concentrate (EPA Reg. No. 84059-3)

Dear Ms. Hollis:

Please find enclosed a notification of alternate brand name per PR Notice 98-10. Regalia Bioprotectant Concentrate (EPA Reg. No. 84059-3) will be sold under two additional alternate brand names, Regalia PTO Biofungicide and Regalia Rx Biofungicide. Two copies of final printed labeling bearing each of these alternate brand names have been included with this application.

This notification is consistent with the provisions of PR Notice 98-10 and EPA regulations at 40 CFR 152.46, and no other changes have been made to the labeling or the confidential statement of formula of this product. I understand that it is a violation of 18 U.S.C. Sec. 1001 to willfully make any false statement to EPA. I further understand that if this notification is not consistent with the terms of PR Notice 98-10 and 40 CFR 152.46, this product may be in violation of FIFRA and I may be subject to enforcement action and penalties under sections 12 and 14 of FIFRA.

Please contact me at kpitts@marronebio.com or at (530) 750-2800 if you have any questions or comments. Thank you for your assistance.

Sincerely,

Keith Pitts
VP, Regulatory and Governmental Affairs



REGALIA[®] Rx

BIOFUNGICIDE

PULL HERE TO OPEN ▲

A plant extract to boost the plants' defense mechanisms to protect against certain fungal and bacterial diseases, and to improve plant health.

Active ingredient: Extract of *Reynoutria sachalinensis* 5 %
Other ingredients: 95 %
Total 100 %

EPA Reg. No. 84059-3

- EPA Est. No. 085970-FL-001
- EPA Est. No. 047857-CA-001
- EPA Est. No. 61842-CA-001

KEEP OUT OF REACH OF CHILDREN CAUTION

First Aid	
IF SWALLOWED:	Call poison control center or doctor immediately for treatment advice. Have person sip a glass of water if able to swallow. Do not induce vomiting unless told to do so by the poison control center or doctor. Do not give anything by mouth to an unconscious person.
IF ON SKIN OR CLOTHING:	Take off contaminated clothing. Rinse skin immediately with plenty of water for 15-20 minutes. Call a poison control center or doctor for treatment advice.
IF INHALED:	Move person to fresh air. If person is not breathing, call 911 or an ambulance, then give artificial respiration, preferably by mouth-to-mouth if possible. Call a poison control center or doctor for further treatment advice.
IF IN EYES:	Hold eye open and rinse slowly and gently with water for 15-20 minutes. Remove contact lenses, if present, after the first 5 minutes, then continue rinsing eye. Call a poison control center or doctor for treatment advice.

Have the product container or label with you when calling a poison control center or doctor, or if going for treatment.



CAN BE USED IN ORGANIC PRODUCTION



NET CONTENTS:

- 2.5 gallons 30 gallons
- 265 gallons _____

REGRX-13-01 LOT#



2121 Second St., Ste. B-107, Davis, CA 95618 USA
info@marronebio.com

PF-61276

61276 Regalia Maxx-CSW BL.indd-1

2/21/13 8:20 AM

PROOF

THIS PROOF IS TO BE CHECKED FOR ACCURACY

Please review and approve **Text, Spelling, Copy Placement, Size, Shape, Colors and Dieline.**

Authorized signature accepts responsibility for accuracy of all copy, color break and artwork. Cimarron Label is not liable for any discrepancies subsequently identified.

PLEASE NOTE: Due to color variance between printers/monitors, the colors represented by this proof cannot be deemed accurate. Please refer to a color matching system such as the Pantone Matching System for a truer representation of spot colors.

THIS PROOF IS NOT ACCURATE FOR COLOR-MATCH.

Dieline does not print.

DATE	JOB NUMBER	CUSTOMER
2/21/13	61276	Marrone Bio Innovations
LABEL SIZE	LEAFLET FOLDED SIZE	LEAFLET FLAT SIZE
5.5" x 5.5"	5.5" x 4.75"	5.5" x 18.75"
LABEL COLORS	LEAFLET "OUT" COLORS	LEAFLET "IN" COLORS
PATTERN VARNISH: <input checked="" type="checkbox"/> YES <input type="checkbox"/> NO		

Form: CS 006L - 11/8/2011

ARTWORK IS APPROVED

REVISED PROOF NEEDED



Experts in Extended Text Labeling

4201 North Westport Ave. • Sioux Falls, SD 57107
Phone: (605) 978-0451 • Fax: (605) 978-0463

WE CANNOT PROCESS THIS ORDER WITHOUT AN AUTHORIZED SIGNATURE

Signed _____

Date _____

**PRECAUTIONARY STATEMENTS
HAZARDS TO HUMANS AND DOMESTIC ANIMALS**

CAUTION: Causes moderate eye irritation. Avoid contact with eyes or clothing. Wear goggles or safety glasses. Wash thoroughly with soap and water after handling and before eating, drinking, chewing gum, using tobacco or using the toilet.

PERSONAL PROTECTIVE EQUIPMENT (PPE)

Applicators and other handlers must wear:

- Long-sleeved shirt and long pants
- Shoes plus socks
- Waterproof gloves
- Protective eyewear

Follow manufacturer's instructions for cleaning and maintaining PPE. If no such instructions for washables, use detergent and hot water. Keep and wash PPE separately from other laundry.

USER SAFETY RECOMMENDATION

Wash hands before eating, drinking, chewing gum, using tobacco or using the toilet.

ENVIRONMENTAL HAZARDS

For Terrestrial Uses: Do not apply directly to water, to areas where surface water is present, or to intertidal areas below the mean high water mark. Do not contaminate water when disposing of equipment washwater or rinsate.

DIRECTIONS FOR USE

It is a violation of Federal Law to use this product in a manner inconsistent with its labeling. Do not apply this product in a way that will contact workers or other persons, either directly or through drift. Only protected handlers may be in the area during application. For any requirements specific to your State or Tribe, consult the agency responsible for pesticide regulation.

AGRICULTURAL USE REQUIREMENTS

Use this product only in accordance with its labeling and with the Worker Protection Standard, 40 CFR Part 170. This standard contains requirements for the protection of agricultural workers on farms, forests, nurseries and greenhouses and handlers of agricultural pesticides. It contains requirements for training, decontamination, notification and emergency assistance. It also contains specific instructions and exemptions pertaining to the statements on this label about personal protective equipment (PPE) and the restricted-entry interval (REI). The requirements in this box only apply to uses of this product that are covered by the Worker Protection Standard.

Do not enter or allow worker entry into treated areas during the restricted-entry interval (REI) of 4 hours.

PPE required for early entry to treated areas that is permitted under the Worker Protection Standard and that involves contact with anything that has been treated such as plants, soil or water is:

- Coveralls
- Waterproof gloves
- Shoes plus socks
- Protective eyewear

GENERAL INFORMATION

Regalia® Rx Biofungicide is an extract from the plant *Reynoutria* spp. for use on edible crops. Regalia® Rx Biofungicide applied to actively growing plants (see DIRECTIONS FOR USE) will improve plant health, and will help make the treated portions resistant to certain plant diseases. Plant health benefits often result in greater yields at harvest. Use Regalia® Rx Biofungicide as a preventative rather than a curative application. Apply prior to disease infestation to protect the growing leaf tissue. See specific information for diseases controlled and use rates on edible crops.

The ex
applic
and st
transla
growth
Use Re

Regalia
spp. U
Use hi

Regali
add th
applic
agitatic

Regali
agitatic
powde
Biofun
Mainta
compo
anothe
label li
to add

Comp
there f
non-inj

Regali
but ha
evalua
wettab
Mix th
compa
as a re

Apply
a minir
the am

GENE
equipm
respon
should

INFOR
best di
larger
enviror

CONTROLLING DROPLET SIZE: Use high flow rate nozzles to apply the highest practical spray volume. Nozzles with higher rated flows produce larger droplets. Pressure – Do not exceed the nozzle manufacturer’s recommended pressures. For many nozzle types, lower pressure produces larger droplets. When high flow rates are needed, use higher flow rate nozzles instead of increasing pressure. Number of Nozzles – Use the minimum number of nozzles that provide uniform coverage. Nozzle Orientation – Orienting nozzles so that the spray is released parallel to the airstream produces larger droplets than other orientations and is the recommended practice. Significant deflection from horizontal will reduce droplet size and increase drift potential. Nozzle Type – Use a nozzle type that is designed for the intended application. With most nozzle types, narrower spray angles produce larger droplets. Consider using low-drift nozzles. Solid stream nozzles oriented straight back produce the largest droplets and the lowest drift.

BOOM WIDTH: For aerial applications, the boom width must not exceed 75% of the wingspan or 90% of the rotary blade. Use upwind swath displacement and apply only when wind speed is 3-10 mph as measured by an anemometer. Use medium or coarser spray according to ASAE 572 definition for standard nozzles or VMD for spinning atomizer nozzles. If application includes a no-spray zone, do not release spray at a height greater than 10 feet above the ground or crop canopy.

APPLICATION HEIGHT: Do not make applications at a height greater than 10 feet above the top of the largest plants unless a greater height is required for aircraft safety. Making applications at the lowest height that is safe reduces exposure of droplets to evaporation and wind.

SWATH ADJUSTMENT: When applications are made with a crosswind, the swath will be displaced downward. Therefore, on the up and downwind edges of the field, the applicator must compensate for this displacement by adjusting the path of the aircraft upwind. Swath adjustment distance should increase with increasing drift potential (higher wind, smaller drops, etc.).

WIND: Drift potential is lowest between wind speeds of 2-10 mph. However, many factors, including droplet size and equipment type determine drift potential at any given speed. Application should be avoided below 2 mph due to variable wind direction and high inversion potential. NOTE: Local terrain can influence wind patterns. Every applicator should be familiar with local wind patterns and how they affect spray drift.

TEMPERATURE AND HUMIDITY: When making applications in low relative humidity, set up equipment to produce larger droplets to compensate for evaporation. Droplet evaporation is most severe when conditions are both hot and dry.


TEMPERATURE INVERSIONS: Do not apply during a temperature inversion because drift potential is high. Temperature inversions restrict vertical air mixing, which causes small, suspended droplets to remain in a concentrated cloud. This cloud can move in unpredictable directions due to the light variable winds common during inversions. Temperature inversions are characterized by increasing temperatures with altitude and are common on nights with limited cloud cover and light to no wind. They begin to form as the sun sets and often continue into the morning. Their presence can be indicated by ground fog; however, if fog is not present, inversions can also be identified by the movement of smoke from a ground source or an aircraft smoke generator. Smoke that layers and moves laterally in a concentrated cloud (under low wind conditions) indicates an inversion, while smoke that moves upward and rapidly dissipates indicates good vertical air mixing.

SENSITIVE AREAS: The pesticide should only be applied when the potential for drift to adjacent sensitive areas (e.g. residential areas, bodies of water, known habitat for threatened or endangered species, non-target crops) is minimal (e.g. when wind is blowing away from the sensitive areas). Do not allow spray to drift from the application site and contact people, structures people occupy at any time and the associated property, parks and recreation areas, non-target crops, aquatic and wetland areas, woodlands, pastures, rangelands, or animals.

Regalia® Rx plants listec

Crop
Cereal Gr:
Rice
Wheat

Regalia® R Do not ent



extract, when
antioxidants,
provides some
tect new plant

om Reynoutria

erator running,
water. Begin
water. Maintain

ank. Start the
rder: wettable
is Regalia® Rx
xt component.
cess. After all
be mixed with
ore restrictive
nponent prior

or fertilizers if
effective, and

id surfactants,
combinations,
to water. Add
concentrates.
it is physically
will not occur

art per acre in
n. Increasing
e aerial drift.

ction of many
re grower are
gulations, they
requirements.
droplets. The
ntrol. Applying
er unfavorable

APPLICATION RATES FOR SELECTED CROPS

Regalia® Rx Biofungicide used as specified will improve plant health, and induce the defense system of the treated plants listed below towards the diseases specified below.

Crop	Target Disease	Application Method	Product Use Rate per Application	Application Instructions
Cereal Grains Rice Wheat	Powdery Mildew (<i>Erysiphe graminis</i>) Bacterial Blight and Streak (<i>Xanthomonas</i> spp.) Brown Rot, Leaf Spots & Smuts (<i>Ceratobasidium</i> spp.) (<i>Cercospora</i> spp.) (<i>Cochliobolus</i> spp.) (<i>Drechslera</i> spp.) Rice Blast (<i>Pyricularia grisea</i>) Rust (<i>Puccinia</i> spp.) Septoria Leaf Spot (<i>Septoria</i> spp.)	Foliar (Ground)	1 - 2 quarts per acre	For ground applications to optimize disease control and to maximize yields, apply this product in 15 - 40 gallons of water per acre. It is important to apply this product at the flag leaf stage to maximize yield. Apply this product preventatively or when the first disease symptoms appear. Repeat applications in 7 - 14 day intervals depending upon crop growth and disease pressure. When the plants are under high disease pressure, tank mix this product with another fungicide for more effective control.
		Foliar (Aerial)	0.5 - 1 quart per acre	For aerial applications, apply this product in a minimum of 5 gallons water per acre. It is important to apply this product at the flag leaf stage to maximize yield. Apply this product preventatively or when the first disease symptoms appear. Repeat applications in 7 - 14 day intervals depending upon crop growth and disease pressure. When the plants are under high disease pressure, tank mix this product with another registered fungicide for more effective control.
	Sheath Spot and Blight (<i>Rhizoctonia oryzae</i>) (<i>Thanatephorus cucumeris</i>) Stem Rot (<i>Sclerotium oryzae</i>) Smut (<i>Tilletia barclayana</i>)			

Regalia® Rx Biofungicide has a **pre-harvest interval (PHI) of 0 days.**

Do not enter or allow worker entry into treated areas during the **restricted-entry interval (REI) of 4 hours.**

ne. Nozzles
omended
eeded, use
nozzles that
e airstream
n horizontal
he intended
ift nozzles.

of the rotary
nemometer.
ng atomizer
the ground


rgest plants
afe reduces

downward.
acement by
ift potential

let size and
e to variable
r should be

to produce
hot and dry.
emperature
cloud. This
emperature
nited cloud
esence can
nt of smoke
rated cloud
as indicates

areas (e.g.
nimal (e.g.
and contact
arget crops,




9/12

Crop	Target Disease	Application Method	Product Use Rate per Application	Application Instructions
Corn Field Corn Popcorn Silage Corn Seed Corn and other corn crops (includes crops grown for seed)	Anthracnose Leaf Blight <i>(Colletotrichum graminicola)</i> Eye Spot <i>(Aureobasidium zeae)</i> Gray leafspot <i>(Cercospora zeae-maydis)</i> Rusts <i>(Puccinia spp.)</i> Northern Leaf Blight <i>(Exserohilum turcicum)</i> Northern Leaf Spot <i>(Cochliobus carbonum)</i> Southern Leaf Blight <i>(Cochliobolus heterostrophus)</i>	Foliar (Ground)	0.5 - 2 quarts per acre	For ground applications to opti- mize disease control and to maxi- mize yields, apply 1 - 2 quarts of this product preventatively in 15 - 40 gallons of water per acre prior to disease development us- ing sufficient volume for thorough coverage. For improved performance, apply 0.5 - 2 quarts of this product in a tank mix with another registered fungicide. Consult your local Extension Specialist or Crop Consultant regarding the optimum timing of fungicide applications.
		Foliar (Aerial)	0.5 - 1 quart per acre	For aerial applications, apply this product in a minimum of 3 gallons of water per acre.
Regalia® Rx Biofungicide has a pre-harvest interval (PHI) of 0 days . Do not enter or allow worker entry into treated areas during the restricted-entry interval (REI) of 4 hours .				

Crop
Soybean
Regalia® f
Do not en

Many con
 results. On
 particular
 The altern
 used in ma
 Follow lab



Directions

To optimize disease control and to maximize yields, apply 1 - 2 quarts of this product preventatively in 15 - 40 gallons of water per acre. For improved performance, apply 0.5 - 2 quarts of this product in a tank mix with another registered fungicide.

For ground applications to optimize disease control and to maximize yields, apply 1 - 2 quarts of this product preventatively in 15 - 40 gallons of water per acre.

For aerial applications, apply this product in a minimum of 3 gallons of water per acre.

For improved performance, apply this product in a tank mix with another registered fungicide.

Consult your local Extension Specialist or Crop Consultant regarding the optimum timing of fungicide applications.

Apply this product in a minimum of 3 gallons of water per acre.

Do not enter or allow worker entry into treated areas during the restricted-entry interval (REI) of 4 hours.

Crop	Target Disease	Application Method	Product Use Rate per Application	Application Instructions
Soybean	Aerial Web Blight (<i>Rhizoctonia solani</i>) Alternaria Leafspot (<i>Alternaria</i> spp.) Anthracnose (<i>Colletotrichum truncatum</i>) Asian Soybean Rust (<i>Phakopsora pachyrhizi</i>) Brown Spot (<i>Septoria glycines</i>) Cercospora Blight (<i>Cercospora kikuchii</i>) Frog-eyed Leaf Spot (<i>Cercospora sojina</i>) Pod and Stem Blight (<i>Diaporthe</i> spp.) Septoria Brown Spot (<i>Septoria glycines</i>) White Mold (<i>Sclerotinia sclerotiorum</i>)	Foliar (Ground)	0.5 - 2 quarts per acre	For ground applications to optimize disease control and to maximize yields, apply 1 - 2 quarts of this product preventatively in 15 - 40 gallons of water per acre. For improved performance, apply 0.5 - 2 quarts of this product in a tank mix with another registered fungicide. Consult your local Extension Specialist or Crop Consultant regarding the optimum timing of fungicide applications.
		Foliar (Aerial)	0.5 - 1 quart per acre	For aerial applications, apply this product in a minimum of 3 gallons of water per acre. For improved performance, apply this product in a tank mix with another registered fungicide. Consult your local Extension Specialist or Crop Consultant regarding the optimum timing of fungicide applications.
Regalia® Rx Biofungicide has a pre-harvest interval (PHI) of 0 days. Do not enter or allow worker entry into treated areas during the restricted-entry interval (REI) of 4 hours.				

Do not contaminate water.

Pesticide Storage: Pesticide containers must be stored in a secure, well-ventilated area. Do not store pesticides near food, feed, or other products.

Container Disposal: Do not reuse or refill containers. Containers must be disposed of properly. Follow local, state, and federal regulations for disposal.

Container Recycling: Containers may be recycled if they are clean, dry, and free of residue. Check with your local recycling authority for details.

Container Reuse: Containers may be reused for the same pesticide if they are clean, dry, and free of residue. Do not reuse containers for other pesticides.

Container Replacement: Replace containers if they are damaged, leaking, or otherwise unusable.

Container Identification: Containers must be clearly labeled with the pesticide name and manufacturer information.

Container Safety: Do not touch or inhale pesticides. Wear appropriate personal protective equipment (PPE) when handling pesticides.

Container Security: Keep pesticides out of the reach of children and pets.

Container Information: Visit <http://www.marronebio.com> for more information.

To the extent practicable, use the product in accordance with the label instructions.

Label date: F

Made in the U.S.A.

US Patents & Trademarks
 Regalia® is a registered trademark of
 Marrone Bio-Innovative
 © Marrone Bio-Innovative
 2121 Second Street
 1-877-664-4444
 www.marronebio.com
 info@marronebio.com

INTEGRATED PEST MANAGEMENT (IPM)

Many conventional fungicides have been tested in an IPM regime with Regalia® Rx Biofungicide with very satisfactory results. One of the major objectives of IPM has been to reduce the probability of disease resistance development to a particular active ingredient.

The alternate use of (1-2 sprays) followed by a conventional, registered fungicide (1-2 sprays) has been successfully used in many crops. In addition, the use of tank mixes with a conventional fungicide has also been successful.

Follow label instructions of the particular registered product: Do not exceed amounts or treatment intervals on the label.

11/12

STORAGE AND DISPOSAL

Do not contaminate water, food, or feed by storage or disposal.

Pesticide Storage: Store in a cool, dry place. Avoid freezing.

Pesticide Disposal: To avoid wastes, use all material in this container by application according to label directions. If wastes cannot be avoided, offer remaining product to a waste disposal facility or pesticide disposal program (often such programs are run by state or local governments or by industry).

Container Handling (under 5 gallons): Non-refillable container. Do not reuse or refill this container. Triple rinse container (or equivalent) promptly after emptying. Triple rinse as follows: Empty the remaining contents into application equipment or a mix tank and drain for 10 seconds after the flow begins to drip. Fill the container ¼ full with water and recap. Shake for 10 seconds. Pour rinsate into application equipment or a mix tank or store rinsate for later use or disposal. Drain for 10 seconds after the flow begins to drip. Repeat this procedure two more times. Then offer for recycling if available, or puncture and dispose of in a sanitary landfill or by incineration. Do not burn unless allowed by state and local ordinances.

Container Handling (over 5 gallons): Non-refillable container. Do not reuse or refill this container. Triple rinse as follows: Empty the remaining contents into application equipment or a mix tank. Fill the container ¼ full with water. Replace and tighten closures. Tip container on its side and roll it back and forth, ensuring at least one complete revolution, for 30 seconds. Stand the container on its end and tip it back and forth several times. Turn the container over onto its other end and tip it back and forth several times. Empty the rinsate into application equipment or a mix tank or store rinsate for later use or disposal. Repeat this procedure two more times. Then offer for recycling if available, or puncture and dispose of in a sanitary landfill or by incineration. Do not burn unless allowed by state and local ordinances.

Marrone Bio Innovations is a member of the Ag Container Recycling Council.
Visit <http://www.acrecycle.org/contact> for information on how to arrange pick-up of this empty pesticide container.



WARRANTY

To the extent consistent with applicable law, the seller makes no warranty, expressed or implied, of merchantability, fitness or otherwise concerning use of this product. The user assumes all risks of use, storage or handling that are not in strict accordance with the accompanying directions.

Label date: February 11, 2013

Made in the U.S.A.

US Patents No. 4,863,734 and No. 5,989,429
Regalia® is a trademark of Marrone Bio Innovations, Inc.
Marrone Bio Innovations' name and logo are registered trademarks of Marrone Bio Innovations, Inc.
© **Marrone Bio Innovations, Inc.**
2121 Second St., Suite B-107, Davis, CA 95618
1-877-664-4476
www.marronebio.com
info@marronebio.com



A plant
bacterial
Active ing
Other ing
Total
EPA Reg. N

IF SWAL
IF ON SK OR CLO
IF INHAL
IF IN EYE
Have the



2.
 2.

REGRX-13-

Job t



REGALIA[®] Rx

BIOFUNGICIDE

A plant extract to boost the plants' defense mechanisms to protect against certain fungal and bacterial diseases, and to improve plant health.

Active ingredient: Extract of *Reynoutria sachalinensis* 5 %
Other ingredients: 95%
Total 100 %

EPA Reg. No. 84059-3

- EPA Est. No. 085970-FL-001
- EPA Est. No. 047857-CA-001
- EPA Est. No. 61842-CA-001

KEEP OUT OF REACH OF CHILDREN CAUTION

First Aid	
IF SWALLOWED:	Call poison control center or doctor immediately for treatment advice. Have person sip a glass of water if able to swallow. Do not induce vomiting unless told to do so by the poison control center or doctor. Do not give anything by mouth to an unconscious person.
IF ON SKIN OR CLOTHING:	Take off contaminated clothing. Rinse skin immediately with plenty of water for 15-20 minutes. Call a poison control center or doctor for treatment advice.
IF INHALED:	Move person to fresh air. If person is not breathing, call 911 or an ambulance, then give artificial respiration, preferably by mouth-to-mouth if possible. Call a poison control center or doctor for further treatment advice.
IF IN EYES:	Hold eye open and rinse slowly and gently with water for 15-20 minutes. Remove contact lenses, if present, after the first 5 minutes, then continue rinsing eye. Call a poison control center or doctor for treatment advice.

Have the product container or label with you when calling a poison control center or doctor, or if going for treatment.

CAN BE USED IN ORGANIC PRODUCTION



NET CONTENTS:

- 2.5 gallons 30 gallons
- 265 gallons _____

REGRX-13-01 LOT#

Marrone[®]
Bio Innovations

2121 Second St., Ste. B-107, Davis, CA 95618 USA
info@marronebio.com