

84059-3

12/5/2011

1/65

UNITED STATES ENVIRONMENTAL PROTECTION AGENCY

Keith Pitts
Marrone Bio Innovations
2121 Second Street, Suite B-107
Davis, CA 95618

DEC 05 2011

Subject: Label Amendment to create master label with three sublabels, add claims relating to improving plant health, add pre-plant dip, seed treatment, and soil treatment application methods, update chemigation directions, reformat application rates into tables, add pest target diseases, add crops, expand directions for use, and make other label changes.
Regalia Bioprotectant Concentrate
EPA Reg. No.: 84059-3
Your submission dated August 9, 2011
Decision Number: 454435


Dear Mr. Pitts:

The amendment referred to above submitted in connection with registration under the Federal Insecticide, Fungicide, and Rodenticide Act (FIFRA) section 3(c)(5), is acceptable provided that you:

- 1) Submit and/or cite all data required for registration/reregistration of your product under FIFRA section 3(c)(5) when the Agency requires all registrants of similar products to submit such data.
- 2) Submit two (2) copies of your final printed labeling before you release the product for shipment. Final printed labeling means the label or labeling of the product when distributed or sold. Clearly legible reproductions or photo reductions will be accepted for unusual labels, such as those silk-screened directly onto glass or metal containers or large bags or drum labels.

If these conditions are not complied with, the registration will be subject to cancellation in accordance with FIFRA section 6(e). Your release for shipment of the product bearing the amended labeling constitutes acceptance of these conditions. A stamped copy of the label is enclosed for your records. Should you have any questions, you may contact Mr. Colin Walsh directly at (703) 308-0298 or via email at walsh.colin@epa.gov.

Sincerely,



Linda A. Hollis, Chief
Biochemical Pesticides Branch

CONCURRENT PESTICIDES AND POLLUTION						
SYMBOL				Prevention Division (7511P)		
SURNAME						
DATE						

2/65

MASTER LABEL

Regalia® Bioprotectant Concentrate

Alternate Brand Names: Regalia® Biofungicide Concentrate

Sublabel A: Agricultural Crops
Sublabel B: Turf & Professional Landscape Use
Sublabel C: Home & Garden Use

EPA Registration No. 84059-3

ACCEPTED

DEC 05 2011

Under the Federal Insecticide, Fungicide,
and Rodenticide Act, as amended, for
the pesticide registered under
EPA Reg. No. **84059-3**

3/65

Sublabel A: Agricultural Crops

Regalia® Bioprotectant Concentrate

A plant extract to boost the plants' defense mechanisms to protect against certain fungal and bacterial diseases, and to improve plant health.

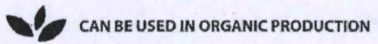
Active ingredient: Extract of *Reynoutria sachalinensis* 5 %
Other ingredients: 95 %
Total 100 %

EPA Reg. No. 84059-3

EPA Est. No. 085970-FL-001
EPA Est. No. 047857-CA-001
EPA Est. No. 61842-CA-001

**KEEP OUT OF REACH OF CHILDREN
CAUTION**

FIRST AID	
IF SWALLOWED:	Call poison control center or doctor immediately for treatment advice. Have person sip a glass of water if able to swallow. Do not induce vomiting unless told to do so by the poison control center or doctor. Do not give anything by mouth to an unconscious person.
IF ON SKIN OR CLOTHING:	Take off contaminated clothing. Rinse skin immediately with plenty of water for 15-20 minutes. Call a poison control center or doctor for treatment advice.
IF INHALED:	Move person to fresh air. If person is not breathing, call 911 or an ambulance, then give artificial respiration, preferably by mouth-to-mouth if possible. Call a poison control center or doctor for further treatment advice.
IF IN EYES:	Hold eye open and rinse slowly and gently with water for 15-20 minutes. Remove contact lenses, if present, after the first 5 minutes, then continue rinsing eye. Call a poison control center or doctor for treatment advice.
Have the product container or label with you when calling a poison control center or doctor, or if going for treatment.	



LOT #: _____

Net Contents: 1 pint, 1 quart, 1 gallon, 2.5 gallon, 5 gallon, 55 gallon drum.
Marrone Bio Innovations, Inc. 2121 Second St. Suite B-107, Davis, CA 95618

F/65

**PRECAUTIONARY STATEMENTS
HAZARDS TO HUMANS AND DOMESTIC ANIMALS**

CAUTION: Causes moderate eye irritation. Avoid contact with eyes or clothing. Wear goggles or safety glasses. Wash thoroughly with soap and water after handling and before eating, drinking, chewing gum, using tobacco or using the toilet.

PERSONAL PROTECTIVE EQUIPMENT (PPE)

Applicators and other handlers must wear:

- Long-sleeved shirt and long pants
- Shoes plus socks
- Waterproof gloves
- Protective eyewear

Follow manufacturer's instructions for cleaning and maintaining PPE. If no such instructions for washables, use detergent and hot water. Keep and wash PPE separately from other laundry.

USER SAFETY RECOMMENDATION
Wash hands before eating, drinking, chewing gum, using tobacco or using the toilet.

ENVIRONMENTAL HAZARDS

For terrestrial uses: Do not apply directly to water, to areas where surface water is present, or to intertidal areas below the mean high water mark. Do not contaminate water when disposing of equipment washwater or rinsate.

DIRECTIONS FOR USE

It is a violation of Federal Law to use this product in a manner inconsistent with its labeling. Do not apply this product in a way that will contact workers or other persons, either directly or through drift. Only protected handlers may be in the area during application. For any requirements specific to your State or Tribe, consult the agency responsible for pesticide regulation.

AGRICULTURAL USE REQUIREMENTS

Use this product only in accordance with its labeling and with the Worker Protection Standard, 40 CFR Part 170. This standard contains requirements for the protection of agricultural workers on farms, forests, nurseries and greenhouses and handlers of agricultural pesticides. It contains requirements for training, decontamination, notification and emergency assistance. It also contains specific instructions and exemptions pertaining to the statements on this label about personal protective equipment (PPE) and the restricted-entry interval (REI). The requirements in this box only apply to uses of this product that are covered by the Worker Protection Standard.

Do not enter or allow worker entry into treated areas during the restricted-entry interval (REI) of 4 hours.

PPE required for early entry to treated areas that is permitted under the Worker Protection Standard and that involves contact with anything that has been treated such as plants, soil or water is:

- Coveralls
- Waterproof gloves
- Shoes plus socks
- Protective eyewear

GENERAL INFORMATION

Regalia® Bioprotectant Concentrate is an extract from the plant *Reynoutria* spp. for use on ornamental plants, turf, and edible crops. Regalia® Bioprotectant Concentrate applied to actively growing plants (see DIRECTIONS FOR USE) will improve plant health, and will help make the treated portions resistant to certain plant diseases. Plant health benefits often result in greater yields at harvest, especially when crops are stressed by pathogens or environmental conditions. Use Regalia® Bioprotectant Concentrate as a preventative rather than a curative

5/15

application. Apply prior to disease infestation to protect the growing leaf tissue. See specific information for diseases controlled and use rates on ornamental plants, turf, and edible crops.

Regalia® Bioprotectant Concentrate can be used as a seed treatment, plant dip, soil drench, in-furrow spray, or applied through drip irrigation to control or suppress certain soil-borne diseases and to promote healthy root growth. See specific information for diseases controlled and use rates on treating seeds with Regalia® Bioprotectant Concentrate.

MODE OF ACTION

The extract obtained from *Reynoutria* spp. plant material contains active chemical compounds. The extract, when applied to the host plant, increases the plant's defense system due to a five-fold increase in phenolics and antioxidants, and strengthens cell walls. This induced resistance against important diseases is not systemic, but provides some translaminar protection. Repeat foliar applications at 7- to 14-day intervals to maintain induction and to protect new plant growth. The resistance induction takes place within one to two days.

Use Regalia® Bioprotectant Concentrate, therefore, as a preventative treatment.

MIXING AND APPLICATION INSTRUCTIONS - SHAKE WELL PRIOR TO USE -

Regalia® Bioprotectant Concentrate is a micro-emulsion concentrate consisting of certain ingredients extracted from *Reynoutria* spp. Use 50-mesh nozzle screens or larger.

See **AERIAL APPLICATION** section for aerial application use directions.

See **CHEMIGATION** section for chemigation use directions.

See **PRE-PLANT DIP** section for pre-plant dip use directions.

See **SEED TREATMENT** section for seed treatment use directions.

See **SOIL TREATMENT** section for soil application use directions.

Use higher water volumes with larger sized crops and extensive foliage to secure thorough coverage.

Regalia® Bioprotectant Concentrate alone: Add ½ of the required amount of water to the mix tank. With the agitator running, add the Regalia® Bioprotectant Concentrate to the mix tank. Continue agitation while adding the remainder of the water. Begin application of the solution after the Regalia® Bioprotectant Concentrate has completely dispersed into the mix water. Maintain agitation until all the mixture has been applied.

Regalia® Bioprotectant Concentrate + tank-mixtures: Add ½ - ¾ of the required amount of water to the mix tank. Start the agitation before adding any tank mix partners. In general, tank-mix partners should be added in this order: wettable powders, dry flowable formulations, liquid flowable formulations, and emulsifiable formulations such as Regalia® Bioprotectant Concentrate. Always allow each tank-mix partner to become completely dispersed before adding the next component. Maintain continuous agitation until all components have been dispersed and throughout the application process. After all components are completely dispersed add the remainder of the water. Regalia® Bioprotectant Concentrate cannot be mixed with another product with a prohibition against mixing. Use of the tank mix must be in accordance with the more restrictive label limitations and precautions. **Do not pre-mix Regalia® Bioprotectant Concentrate with any other tank-mix component prior to adding to the spray tank.**

Compatibility: Do not combine Regalia® Bioprotectant Concentrate in the spray tank with pesticides, adjuvants, or fertilizers if there has been no previous experience or use of the combination to show it is physically compatible, effective, and non-injurious under your use conditions.

Regalia® Bioprotectant Concentrate is compatible with many commonly used pesticides, fertilizers, adjuvants, and surfactants, but has not been evaluated with all potential combinations. To ensure compatibility of the tank mix combinations, evaluate prior to use as follows: Using a suitable container, add the proportional amounts of product to water. Add wettable powders first, then water dispersible granules, then liquid flowables, and lastly, emulsifiable concentrates. Mix thoroughly and let stand for at least five minutes. If the combination stays mixed or can be

6/15

remixed, it is physically compatible. Test the mix on a small portion of the crop to be treated to ensure that a phytotoxic response will not occur as a result of the application.

AERIAL APPLICATION INSTRUCTIONS

Apply Regalia® Bioprotectant Concentrate by aerial application to the Edible Crops listed at the rate of 0.5 – 1 quart per acre in a minimum of 5 gallons of water per acre unless specified differently in the SELECTED CROPS section. Increasing the amount of water applied per acre may improve product performance. Follow all instructions to reduce aerial drift.

AERIAL DRIFT REDUCTION ADVISORY INFORMATION

GENERAL: Avoiding spray drift at the application site is the responsibility of the applicator. The interaction of many equipment and weather related factors determine the potential for spray drift. The applicator and the grower are responsible for considering all these factors when making decisions. Where states have more stringent regulations, they should be observed. Note: This section is advisory in nature and does not supersede the mandatory label requirements.

INFORMATION ON DROPLET SIZE: The most effective way to reduce drift potential is to apply large droplets. The best drift management strategy is to apply droplets large enough to provide sufficient coverage and control. Applying larger droplets reduces drift potential, but will not prevent drift if applications are made improperly, or under unfavorable environmental conditions (see Wind, Temperature and Humidity, and Temperature Inversions).

CONTROLLING DROPLET SIZE: Use high flow rate nozzles to apply the highest practical spray volume. Nozzles with higher rated flows produce larger droplets. Pressure – Do not exceed the nozzle manufacturer’s recommended pressures. For many nozzle types, lower pressure produces larger droplets. When high flow rates are needed, use higher flow rate nozzles instead of increasing pressure. Number of Nozzles – Use the minimum number of nozzles that provide uniform coverage. Nozzle Orientation – Orienting nozzles so that the spray is released parallel to the airstream produces larger droplets than other orientations and is the recommended practice. Significant deflection from horizontal will reduce droplet size and increase drift potential. Nozzle Type – Use a nozzle type that is designed for the intended application. With most nozzle types, narrower spray angles produce larger droplets. Consider using low-drift nozzles. Solid stream nozzles oriented straight back produce the largest droplets and the lowest drift.

BOOM WIDTH: For aerial applications, the boom width must not exceed 75% of the wingspan or 90% of the rotary blade. Use upwind swath displacement and apply only when wind speed is 3-10 mph as measured by an anemometer. Use medium or coarser spray according to ASAE 572 definition for standard nozzles or VMD for spinning atomizer nozzles. If application includes a no-spray zone, do not release spray at a height greater than 10 feet above the ground or crop canopy.

APPLICATION HEIGHT: Do not make application at a height greater than 10 feet above the top of the largest plants unless a greater height is required for aircraft safety. Making applications at the lowest height that is safe reduces exposure of droplets to evaporation and wind.

SWATH ADJUSTMENT: When applications are made with a crosswind, the swath will be displaced downward. Therefore, on the up and downwind edges of the field, the applicator must compensate for this displacement by adjusting the path of the aircraft upwind. Swath adjustment distance should increase with increasing drift potential (higher wind, smaller drops, etc.).

7/65

WIND: Drift potential is lowest between wind speeds of 2-10 mph. However, many factors, including droplet size and equipment type determine drift potential at any given speed. Application should be avoided below 2 mph due to variable wind direction and high inversion potential. NOTE: Local terrain can influence wind patterns. Every applicator should be familiar with local wind patterns and how they affect spray drift.

TEMPERATURE AND HUMIDITY: When making applications in low relative humidity, set up equipment to produce larger droplets to compensate for evaporation. Droplet evaporation is most severe when conditions are both hot and dry.

TEMPERATURE INVERSIONS: Do not apply during a temperature inversion because drift potential is high. Temperature inversions restrict vertical air mixing, which causes small, suspended droplets to remain in a concentrated cloud. This cloud can move in unpredictable directions due to the light variable winds common during inversions. Temperature inversions are characterized by increasing temperatures with altitude and are common on nights with limited cloud cover and light to no wind. They begin to form as the sun sets and often continue into the morning. Their presence can be indicated by ground fog; however, if fog is not present, inversions can also be identified by the movement of smoke from a ground source or an aircraft smoke generator. Smoke that layers and moves laterally in a concentrated cloud (under low wind conditions) indicates an inversion, while smoke that moves upward and rapidly dissipates indicates good vertical air mixing.

SENSITIVE AREAS: The pesticide should only be applied when the potential for drift to adjacent sensitive areas (e.g. residential areas, bodies of water, known habitat for threatened or endangered species, non-target crops) is minimal (e.g. when wind is blowing away from the sensitive areas). Do not allow spray to drift from the application site and contact people, structures people occupy at any time and the associated property, parks and recreation areas, non-target crops, aquatic and wetland areas, woodlands, pastures, rangelands, or animals.

CHEMIGATION USE DIRECTIONS

Apply Regalia® Bioprotectant Concentrate at 1 - 4 quarts per acre according to the instructions below unless specified differently in the **SELECTED CROPS** section.

CHEMIGATION

General Requirements -

- 1) Apply this product only through a drip system or sprinkler including center pivot, lateral move, end tow, side (wheel) roll, traveler, big gun, solid set, hand move, flood (basin), furrow, border or drip (trickle) irrigation systems. Do not apply this product through any other type of irrigation system.
- 2) Crop injury, lack of effectiveness, or illegal pesticide residues in the crop can result from non-uniform distribution of treated water.
- 3) If you have questions about calibration, you should contact State Extension Service specialists, equipment manufacturers or other experts.
- 4) Do not connect an irrigation system (including greenhouse systems) used for pesticide application to a public water system unless the pesticide label-prescribed safety devices for public water systems are in place.
- 5) A person knowledgeable of the chemigation system and responsible for its operation, or under the supervision of the responsible person, shall shut the system down and make necessary adjustments should the need arise.

Specific Requirements for Chemigation Systems Connected to Public Water Systems -

- 1) Public water system means a system for the provision to the public of piped water for human consumption if such system has at least 15 service connections or regularly serves an average of at least 25 individuals daily at least 60 days out of the year.
- 2) Chemigation systems connected to public water systems must contain a functional, reduced-pressure zone, backflow preventer (RPZ) or the functional equivalent in the water supply line upstream from the point of pesticide introduction. As an option to the RPZ, the water from the public water system should be

discharged into a reservoir tank prior to pesticide introduction. There shall be a complete physical break (air gap) between the outlet end of the fill pipe and the top or overflow rim of the reservoir tank of at least twice the inside diameter of the fill pipe.

- 3) The pesticide injection pipeline must contain a functional, automatic, quick-closing check valve to prevent the flow of fluid back toward the injection pump.
- 4) The pesticide injection pipeline must contain a functional, normally closed, solenoid-operated valve located on the intake side of the injection pump and connected to the system interlock to prevent fluid from being withdrawn from the supply tank when the irrigation system is either automatically or manually shut down.
- 5) The system must contain functional interlocking controls to automatically shut off the pesticide injection pump when the water pump motor stops, or in cases where there is no water pump, when the water pressure decreases to the point where pesticide distribution is adversely affected.
- 6) Systems must use a metering pump, such as a positive displacement injection pump (e.g., diaphragm pump) effectively designed and constructed of materials that are compatible with pesticides and capable of being fitted with a system interlock.
- 7) Do not apply when wind speed favors drift beyond the area intended for treatment.

Specific Requirements for Sprinkler Chemigation -

- 1) The system must contain a functional check valve, vacuum relief valve and low-pressure drain appropriately located on the irrigation pipeline to prevent water source contamination from backflow.
- 2) The pesticide injection pipeline must contain a functional, automatic, quick-closing check valve to prevent the flow of fluid back toward the injection pump.
- 3) The pesticide injection pipeline must also contain a functional, normally closed, solenoid-operated valve located on the intake side of the injection pump and connected to the system interlock to prevent fluid from being withdrawn from the supply tank when the irrigation system is either automatically or manually shut down.
- 4) The system must contain functional interlocking controls to automatically shut off the pesticide injection pump when the water pump motor stops.
- 5) The irrigation line or water pump must include a functional pressure switch which will stop the water pump motor when the water pressure decreases to the point where pesticide distribution is adversely affected.
- 6) Systems must use a metering pump, such as a positive displacement injection pump (e.g., diaphragm pump) effectively designed and constructed of materials that are compatible with pesticides and capable of being filled with a system interlock.
- 7) Do not apply when wind speed favors drift beyond the area intended for treatment.

Specific Requirements for Flood (Basin), Furrow and Border Chemigation -

- 1) Systems using a gravity flow pesticide dispensing system must meter the pesticide into the water at the head of the field and downstream of a hydraulic discontinuity such as a drop structure or weir box to decrease potential for water source contamination from backflow if water flow stops.
- 2) The systems utilizing a pressurized water and pesticide injection system must meet the following requirements:
 - a. The system must contain a functional check valve, vacuum relief valve and low-pressure drain appropriately located on the irrigation pipeline to prevent water source contamination from backflow.
 - b. The pesticide injection pipeline must contain a functional, automatic, quick-closing check valve to prevent the flow of fluid back toward the injection pump.
 - c. The pesticide injection pipeline must also contain a functional, normally closed, solenoid-operated valve located on the intake side of the injection pump and connected to the system interlock to prevent fluid from being withdrawn from the supply tank when the irrigation system is either automatically or manually shut down.
 - d. The system must contain functional interlocking controls to automatically shut off the pesticide injection pump when the water pump motor stops.
 - e. The irrigation line or water pump must include a functional pressure switch which will stop the water pump motor when the water pressure decreases to the point where pesticide distribution is adversely affected.

9/65

- f. Systems must use a metering pump, such as a positive displacement injection pump (e.g., diaphragm pump) effectively designed and constructed of materials that are compatible with pesticides and capable of being filled with a system interlock.

Specific Requirements for Drip (Trickle) Chemigation -

- 1) The system must contain a functional check valve, vacuum relief valve and low-pressure drain appropriately located on the irrigation pipeline to prevent water source contamination from backflow.
- 2) The pesticide injection pipeline must contain a functional, automatic, quick-closing check valve to prevent the flow of fluid back toward the injection pump.
- 3) The pesticide injection pipeline must also contain a functional, normally closed, solenoid-operated valve located on the intake side of the injection pump and connected to the system interlock to prevent fluid from being withdrawn from the supply tank when the irrigation system is either automatically or manually shut down.
- 4) The system must contain functional interlocking controls to automatically shut off the pesticide injection pump when the water pump motor stops.
- 5) The irrigation line or water pump must include a functional pressure switch which will stop the water pump motor when the water pressure decreases to the point where pesticide distribution is adversely affected.
- 6) Systems must use a metering pump, such as a positive displacement injection pump (e.g., diaphragm pump) effectively designed and constructed of materials that are compatible with pesticides and capable of being filled with a system interlock.

Application Instructions for All Types of Chemigation -

- 1) Remove scale, pesticide residues, and other foreign matter from the chemical supply tank and entire injector system. Flush with clean water. Failure to provide a clean tank, void of scale or residues may cause product to lose effectiveness or strength.
- 2) Determine the treatment rates as indicated in the directions for use and make proper dilutions. Product can be applied continuously or at any time during the water application.
- 3) Prepare a solution in the chemical tank by filling the tank with the required water and then adding product as required.

PRE-PLANT DIP USE DIRECTIONS

Regalia® Bioprotectant Concentrate can be applied as a pre-plant dip for improved plant health and suppression of certain soil-borne diseases. Apply Regalia® Bioprotectant Concentrate in 1 - 4 quarts product per 100 gallons of water as a pre-plant dip immediately prior to transplanting, unless specified differently in the SELECTED CROPS section.

SEED TREATMENT USE DIRECTIONS

Regalia® Bioprotectant Concentrate can be applied as a seed dressing for suppression of soil-borne diseases to improve early-season root growth. Regalia® Bioprotectant Concentrate may be applied as a water-based slurry with other registered seed treatment insecticides and fungicides through standard slurry- or mist-type commercial seed treatment equipment.

Mixing instructions: Prepare no more mixture than is required for the immediate operation. Agitate the solution continuously during mixing and application. Mechanical mixing is recommended for proper mixing of Regalia® Bioprotectant Concentrate mixtures.

Regalia® Bioprotectant Concentrate alone: Add ½ of the required amount of water to the mix tank. With the agitator running, add the Regalia® Bioprotectant Concentrate to the mix tank. Continue agitation while adding the remainder of the water. Begin application of the solution after the Regalia® Bioprotectant Concentrate has completely dispersed into the mix water. Maintain agitation until all the mixture has been applied.

Regalia® Bioprotectant Concentrate+ **tank-mixtures:** Add ½ of the required amount of water to the mix tank. Start the agitation before adding any tank mix partners. In general, tank-mix partners should be added in this order: wettable powders, dry flowable formulations, liquid flowable formulations, and emulsifiable formulations such as Regalia® Bioprotectant Concentrate. Always allow each tank-mix partner to become completely dispersed before

10/65

adding the next component. Maintain continuous agitation until all components have been dispersed and throughout the application process.

Note: When using Regalia® Bioprotectant Concentrate in tank-mixtures, all products in water soluble packaging should be added to the tank before any other tank-mix partner, including Regalia® Bioprotectant Concentrate. Allow the water-soluble packaging to completely dissolve and the product(s) to completely disperse before adding any other tank-mix partner to the tank.

If using Regalia® Bioprotectant Concentrate in a tank mixture with other seed treatment products, observe all directions for use, crops/sites, use rates, dilution ratios, precautions, and limitations which appear on the tank-mix partner label. No label dosage may be exceeded and the most restrictive label precautions and limitations must be followed. This product should not be mixed with any product which prohibits such mixing.

Note: Federal law requires that bags containing treated seeds shall be labeled with the following information: "This seed has been treated with Regalia® Bioprotectant Concentrate fungicide. Do not use for food, feed, or oil purposes. Store away from feed and foodstuffs." **Treated seed bagged for later use must contain an EPA-approved dye or colorant that imparts an unnatural color to the seed.**

SOIL TREATMENT USE DIRECTIONS

Regalia® Bioprotectant Concentrate can be applied by soil drench, in-furrow spray, or soil injection to improve plant health and to protect against certain soil-borne diseases.

In general, Regalia® Bioprotectant Concentrate can be applied by the following methods, unless specified differently in the SELECTED CROPS section:

Soil Drench Applications:

Apply Regalia® Bioprotectant Concentrate at a concentration of 1 - 3 quarts per 100 gallons of water, and at a sufficient rate to thoroughly soak the growing media and root zone. Make an initial application of Regalia® Bioprotectant Concentrate during or shortly after transplant to reduce transplant shock, suppress soil-borne diseases and improve root growth. Multiple drench applications can be made on a 10 -14 day interval.

Shanked-In and Injected Applications:

Regalia® Bioprotectant Concentrate can be shanked-in or injected into the soil alone, or with most types of liquid nutrients.

In-Furrow Applications:

At planting, apply Regalia® Bioprotectant Concentrate as an in-furrow spray at the rate of 1 - 4 quarts per acre or 2.2 - 8.8 fluid ounces per 1000 feet of row according to the chart below. Apply Regalia® Bioprotectant Concentrate in 5 to 15 gallons of water so as the spray is directed into the seed furrow just before the seeds are covered.

Rate	In-Furrow Application Rates Product per Acre (fl. oz.)					
	30" Rows	32" Rows	34" Rows	36" Rows	38" Rows	40" Rows
2.2 fl. oz. per 1000 ft. row	38.3	36.0	33.8	32.0	30.3	28.7
8.8 fl. oz. per 1000 ft. row	153.2	144.0	135.2	128.0	121.2	114.8

30" = 17,424 row ft./acre, 32" = 16,315 row ft./acre, 34" = 15,374 row ft./acre, 36" = 14,520 row ft./acre, 38" = 13,754 row ft./acre, 40" = 13,068 row ft./acre.

11/65

APPLICATION RATES FOR SELECTED CROPS

Regalia® Bioprotectant Concentrate used as specified will improve plant health, and induce the defense system of the treated plants listed below towards the diseases specified below.

The general recommended use rate for Regalia® Bioprotectant Concentrate applied alone or as an alternate spray is 2 - 4 quarts per 100 gallons of water (0.5-1.0% v/v dilution of Regalia® Bioprotectant Concentrate concentrate) applied at 50 - 100 gallons of water per acre. When tank mixed with another fungicide, the use rate for Regalia is 1 - 4 quarts in 100 gallons of water applied at 50 - 100 gallons of water per acre. Use higher water volumes with larger sized crops and extensive foliage in order to secure thorough coverage. See specific application recommendations pertaining to each crop for additional details.

For greenhouse application on the crops and diseases listed, the recommended use rate for Regalia® Bioprotectant Concentrate is 2 - 4 quarts in 100 gallons of water (0.5-1.0% v/v dilution of Regalia® Bioprotectant Concentrate concentrate) sprayed until just before point of runoff. When tank mixed with another fungicide, the use rate for Regalia® Bioprotectant Concentrate is 1 - 4 quarts in 100 gallons of water. Repeat at 7- to 14-day intervals as needed. See specific application recommendations for each crop for additional details.

Crop	Target Disease	Application Method	Product Use Rate per Application	Application Instructions
Artichoke	Powdery Mildew (<i>Erysiphe cichoracearum</i>) (<i>Leveillula taurica</i>)	Foliar (Ground)	1 - 4 quarts per acre	For ground applications, apply this product in 50-100 gallons of water per acre. Apply this product preventatively or when the first disease symptoms are visible and reapply every 7- to 14-days.
	Ramularia Leaf Spot (<i>Ramularia cynarae</i>)	Foliar (Aerial)	0.5 - 1 quart per acre	For aerial applications, apply this product in a minimum of 5 gallons of water per acre. Apply this product preventatively or when the first disease symptoms are visible and reapply every 7- to 14-days.
		Chemigation	1 - 4 quarts per acre	For chemigation applications for improved plant growth and suppression of soil-borne diseases, apply this product through drip irrigation immediately after transplant and at 14-day intervals or begin 14 days after transplant when soil drench applications are used.

Regalia® Bioprotectant Concentrate has a **pre-harvest interval (PHI)** of 0 days.
Do not enter or allow worker entry into treated areas during the **restricted-entry interval (REI)** of 4 hours.

12/65

Crop	Target Disease	Application Method	Product Use Rate per Application	Application Instructions
Asparagus	Botrytis Blight (<i>Botrytis cinerea</i>)	Foliar (Ground)	1 – 4 quarts per acre	For ground applications, apply this product in 50-100 gallons of water per acre. Apply this product preventatively or when the first disease symptoms are visible and reapply every 7- to 14-days.
	Rust (<i>Puccinia asparagi</i>)	Foliar (Aerial)	0.5 - 1 quart per acre	For aerial applications, apply this product in a minimum of 5 gallons of water per acre. Apply this product preventatively or when the first disease symptoms are visible and reapply every 7- to 14-days.

Regalia® Bioprotectant Concentrate has a **pre-harvest interval (PHI)** of 0 days.
Do not enter or allow worker entry into treated areas during the **restricted-entry interval (REI)** of 4 hours.

Crop	Target Disease	Application Method	Product Use Rate per Application	Application Instructions
Bushberries and Caneberries Blueberry Blackberry (all varieties) Cranberry Currant Elderberry Gooseberry Huckleberry Juneberry Ligonberry Loganberry Raspberry (red and black) Salal and other berry crops	Mummy Berry (<i>Monilinia vaccinii-corymbosi</i>), Alternaria Fruit Rot (<i>Alternaria</i> spp.) Anthracnose Fruit Rot (<i>Colletotrichum acutatum</i>) Bacterial Canker* (<i>Pseudomonas syringae</i>) Botrytis Blight (<i>Botrytis cinerea</i>) Leaf Rust (<i>Pucciniastrum</i>)	Foliar (Ground)	1 – 4 quarts per acre	For ground applications, apply this product in 50 - 100 gallons of water per acre. Mummy Berry – Initiate application at bud break stage of development. Apply this product preventatively and repeat on a 7- to 10-day interval or as needed. For best performance, tank mix this product with other registered fungicides for Mummy Berry control. Botrytis Blight – Apply this product preventatively when the first disease symptoms are visible and reapply every 7- to 14-days. Bacterial Canker* – Apply this product prior to Fall rains and repeat applications during dormancy before Spring growth. This product can be tank mixed with another registered fungicide for improved control of bacterial canker.

	<i>vaccinii</i> Leaf Spot and Blotch (<i>Mycosphaerella</i> spp.) (<i>Septoria</i> spp.)			Anthracnose Fruit Rot and Alternaria Fruit Rot on blueberries – Initiate application at green tip and continue applications on a 7- to 10- day.
	Phomopsis Leaf Spot, Twig Blight, and Fruit Rot (<i>Phomopsis</i> spp.) Powdery Mildew (<i>Microsphaera alni</i>) Spur Blight (<i>Didymella</i> spp.) (<i>Phoma</i> spp.)	Foliar (Aerial)	0.5 - 1 quart per acre	For aerial applications, apply this product in a minimum of 5 gallons of water per acre.

Regalia® Bioprotectant Concentrate has a **pre-harvest interval (PHI)** of **0 days**.
Do not enter or allow worker entry into treated areas during the **restricted-entry interval (REI)** of **4 hours**.

*Not for use in California.

Crop	Target Disease	Application Method	Product Use Rate per Application	Application Instructions
Bulb Vegetables Onion (Bulb and Green) Garlic Leek Shallot and other bulb vegetable crops	Botrytis Leaf Blight (<i>Botrytis squamosa</i>) Botrytis Neck Rot (<i>Botrytis</i> spp.) Downy Mildew (<i>Peronospora</i> spp.) Onion Downy Mildew (<i>Peronospora destructor</i>) Onion Purple	Foliar	1 – 4 quarts per acre	For foliar applications, apply this product preventatively in 50 - 100 gallons of water per acre. Repeat applications at 7- to 14-day intervals. Under moderate to heavy disease pressure, tank mix this product with another fungicide.

	<p>Blotch (<i>Alternaria porri</i>)</p> <p>Powdery Mildew (<i>Erysiphe</i> spp.)</p> <p>Rust* (<i>Puccinia porri</i>)</p> <p>Stemphyllium Leaf Blight (<i>Stemphyllium vesicarium</i>)</p>			
	<p><i>Fusarium</i> spp.</p> <p><i>Pythium</i> spp.</p> <p><i>Rhizoctonia</i> spp.</p>	<p>Soil Drench</p>	<p>1 – 3 quarts per 100 gallons</p>	<p>For soil drench applications, apply this product at a concentration of 1 - 3 quarts per 100 gallons of water, and at a sufficient rate to thoroughly soak the growing media and root zone. Make an initial application of this product during or shortly after transplant to reduce transplant shock, suppress soil-borne diseases and improve root growth. Multiple drench applications can be made on a 10 - 14 day interval.</p>
		<p>In-Furrow</p>	<p>1 – 4 quarts per acre</p> <p>2.2 - 8.8 fl. oz. per 1000 ft. row</p>	<p>For in-furrow applications, at planting apply this product as an in-furrow spray at the rate of 1 - 4 quarts per acre or 2.2 - 8.8 fluid ounces per 1000 feet of row according to the chart in the SOIL TREATMENT USE DIRECTIONS section. Apply this product in 5 - 15 gallons of water so as the spray is directed into the seed furrow just before the seeds are covered.</p>
		<p>Chemigation</p>	<p>1 – 4 quarts per acre</p>	<p>For chemigation applications, apply Regalia through irrigation at the rate of 1 - 4 quarts per acre immediately after transplant and at 14-day intervals or begin 14 days after transplant when plant dip or soil drench applications are used.</p>
		<p>Plant Dip</p>	<p>1 - 4 quarts per 100 gallons</p>	<p>For plant dip applications for improved plant growth and suppression of soil-borne diseases, apply this product in a 0.25 – 1% v/v suspension (1 - 4 quarts this product per 100 gallons water) as a pre-plant dip immediately prior to transplanting.</p>

15/65

		Seed Treatment	1.5 – 2.5 fl. oz. per 100 lbs. seed	For suppression of soil-borne diseases, apply this product as a seed treatment at the rate of 1.5 – 2.5 fl. oz per 100 lbs. seed.
--	--	----------------	-------------------------------------	---

Regalia® Bioprotectant Concentrate has a **pre-harvest interval (PHI) of 0 days**.
 Do not enter or allow worker entry into treated areas during the **restricted-entry interval (REI) of 4 hours**.

*Not for use in California.

Crop	Target Disease	Application Method	Product Use Rate per Application	Application Instructions
Cereal Grains Barley Buckwheat Grain Amaranth Milo Oat Millets Rice Rye Sorghum Triticale Wheat and other cereal grain crops	Powdery Mildew (<i>Erysiphe graminis</i>)	Foliar (Ground)	1 – 2 quarts per acre	For ground applications to optimize disease control and to maximize yields, apply this product in 15 - 40 gallons of water per acre.
	Bacterial Blight and Streak (<i>Xanthomonas</i> spp.) Brown Rot, Leaf Spots & Smuts (<i>Ceratobasidium</i> spp.) (<i>Cercospora</i> spp.) (<i>Cochliobolus</i> spp.) (<i>Drechslera</i> spp.)			It is important to apply this product at the flag leaf stage to maximize yield. Apply this product preventatively or when the first disease symptoms appear. Repeat applications in 7- to 14-day intervals depending upon crop growth and disease pressure. When the plants are under high disease pressure, tank mix this product with another registered fungicide for more effective control.
	Rice Blast (<i>Pyricularia grisea</i>) Rust* (<i>Puccinia</i> spp.) Septoria Leaf Spot (<i>Septoria</i> spp.) Sheath Spot and Blight (<i>Rhizoctonia oryzae</i>) (<i>Thanatephorus cucumeris</i>)	Foliar (Aerial)	0.5 - 1 quart per acre	For aerial applications, apply this product in a minimum of 5 gallons water per acre. It is important to apply this product at the flag leaf stage to maximize yield. Apply this product preventatively or when the first disease symptoms appear. Repeat applications in 7- to 14-day intervals depending upon crop growth and disease pressure. When the plants are under high disease pressure, tank mix this product with another registered fungicide for more effective control.

16/65

Stem Rot (<i>Sclerotium oryzae</i>)				
Smut (<i>Tilletia barclayana</i>)				
<i>Fusarium</i> spp. <i>Phytophthora</i> spp. <i>Pythium</i> spp. <i>Rhizoctonia</i> spp. <i>Verticillium</i> spp.	Seed Treatment	1.5 – 2.5 fl. oz. per 100 lbs. seed	For suppression of soil-borne diseases, apply this product as a seed treatment at the rate of 1.5 – 2.5 fl. oz per 100 lbs. seed.	

Regalia® Bioprotectant Concentrate has a **pre-harvest interval (PHI) of 0 days.**
Do not enter or allow worker entry into treated areas during the **restricted-entry interval (REI) of 4 hours.**

*Not for use in California.

Crop	Target Disease	Application Method	Product Use Rate per Application	Application Instructions
Citrus Crops Orange Grapefruit Lemon Tangelo Tangerine Pummelo and other citrus crops	Bacterial Canker (<i>Xanthomonas</i> spp.)	Foliar (Ground)	1 – 4 quarts per acre	For ground applications, apply this product preventatively in 50-100 gallons of water per acre.
	Alternaria Brown Spot* (<i>Alternaria alternata</i>)			For improved performance, use this product in a tank mix or rotational program with other registered fungicides.
	Bacterial Blast (<i>Pseudomonas syringae</i>)			Repeat applications at 7- to 14-day intervals.
	Black Spot* (<i>Guignardia citricarpa</i>) (<i>Phyllosticta citricarpa</i>)			Dilute applications: this product can be applied by ground equipment to vine and tree crops in dilute applications of 100 - 400 gallons of water. Apply this product at a rate of 2 - 4 quarts per acre when applied alone, or at 1 - 4 quarts per acre when tank mixed with another fungicide. Avoid excessive amounts of water that result in the runoff of spray material.
	Greasy Spot (<i>Mycosphaerella</i>)			

	<i>citri</i>) Melanose* (<i>Diaporthe citri</i>) Postbloom Fruit Drop (<i>Colletotrichum acutatum</i>) Scab* (<i>Elsinoe australis</i>) (<i>Elsinoe fawcetti</i>)	Foliar (Aerial)	0.5 - 1 quart per acre	For aerial applications, apply this product in a minimum of 5 gallons water per acre. For improved performance, use this product in a tank mix or rotational program with other registered fungicides. Repeat applications at 7- to 14-day intervals.
	<i>Fusarium</i> spp. <i>Phytophthora</i> spp. <i>Pythium</i> spp. <i>Rhizoctonia</i> spp.	Plant Dip	1 - 4 quarts per 100 gallons	For plant dip applications for improved plant growth and suppression of soil-borne diseases, apply this product in a 0.25 – 1 % v/v suspension (1 - 4 quarts this product per 100 gallons water) as a pre-plant dip immediately prior to transplanting.

Regalia® Bioprotectant Concentrate has a **pre-harvest interval (PHI) of 0 days**.
 Do not enter or allow worker entry into treated areas during the **restricted-entry interval (REI) of 4 hours**.

*Not for use in California.

Crop	Target Disease	Application Method	Product Use Rate per Application	Application Instructions
Cole Crops (Brassicas) Broccoli Broccoli Rabe Brussels Sprouts Cabbage Chinese Broccoli Chinese Cabbage (Bok Choy) Chinese Cabbage (Napa)	Powdery Mildew (<i>Erysiphe cruciferarum</i>) (<i>Erysiphe polygoni</i>) Alternaria Leaf Spot (<i>Alternaria</i> spp.) Downy Mildew (<i>Peronospora parasitica</i>) Pin Rot Complex (<i>Alternaria/Xanthomonas</i>) Xanthomonas Leaf Spot (<i>Xanthomonas</i>)	Foliar (Ground)	0.5 – 4 quarts per acre	For ground applications, apply this product at 1 - 4 quarts per 50 gallons of water. For concentrated ground applications, apply this product at 0.5 – 1.5 quarts per acre in 10 - 25 gallons of water per acre. Repeat applications at 7- to 14-day intervals. Under moderate to heavy disease pressure, tank mix this product with another fungicide. this product

18/65

Chinese Mustard Cabbage(Gai Choy) Cauliflower Cavalo Collards Kale Kohlrabi Mizuna Mustard Greens Mustard Spinach Rape Greens Turnip and other cole crops	<i>campestris</i>	Foliar (Aerial)	0.5 – 1.5 quarts per acre	For aerial applications, apply this product in a minimum of 5 gallons of water per acre. Repeat applications at 7- to 14-day intervals. Under moderate to heavy disease pressure, tank mix this product with another fungicide.
	<i>Fusarium</i> spp. <i>Phytophthora</i> spp. <i>Pythium</i> spp. <i>Rhizoctonia</i> spp. <i>Verticillium</i> spp.	Seed Treatment	1.5 – 2.5 fl. oz. per 100 lbs. seed	For suppression of soil-borne diseases, apply this product as a seed treatment at the rate of 1.5 – 2.5 fl. oz per 100 lbs. seed.

Regalia® Bioprotectant Concentrate has a pre-harvest interval (PHI) of 0 days.
Do not enter or allow worker entry into treated areas during the restricted-entry interval (REI) of 4 hours.

Crop	Target Disease	Application Method	Product Use Rate per Application	Application Instructions
Corn Sweet Corn Field Corn Popcorn Silage Corn Seed Corn and other corn crops (includes crops grown for seed)	Anthracnose Leaf Blight (<i>Colletotrichum graminicola</i>)	Foliar (Ground)	0.5 – 2 quarts per acre	For ground applications to optimize disease control and to maximize yields, apply 1 - 2 quarts of this product preventatively in 15 - 40 gallons of water per acre prior to disease development using sufficient volume for thorough coverage. For improved performance, apply 0.5 - 2 quarts this product in a tank mix with another registered fungicide. Consult your local Extension Specialist or Crop Consultant regarding the optimum timing of fungicide applications.
	Eye Spot (<i>Aureobasidium zeae</i>)			
	Gray leafspot (<i>Cercospora zeae-maydis</i>)			
	Rusts (<i>Puccinia</i> spp.)			
	Northern Leaf Blight (<i>Exserohilum turcicum</i>)	Foliar (Aerial)	0.5 - 1 quart per acre	For aerial applications, apply this product in a minimum of 3 gallons of water per acre.

	Northern Leaf Spot (<i>Cochliobus carbonum</i>)			
	Southern Leaf Blight (<i>Cochliobolus heterostrophus</i>)			
	<i>Fusarium</i> spp. <i>Phytophthora</i> spp. <i>Pythium</i> spp. <i>Rhizoctonia</i> spp. <i>Verticillium</i> spp.	Seed Treatment	1.5 – 2.5 fl. oz. per 100 lbs. seed	For suppression of soil-borne diseases, apply this product as a seed treatment at the rate of 1.5 – 2.5 fl. oz per 100 lbs. seed.

Regalia® Bioprotectant Concentrate has a **pre-harvest interval (PHI)** of 0 days.
Do not enter or allow worker entry into treated areas during the **restricted-entry interval (REI)** of 4 hours.

Crop	Target Disease	Application Method	Product Use Rate per Application	Application Instructions
Cotton	Alternaria Leaf Spot, Boll Rot (<i>Alternaria</i> spp.) Anthracnose, Boll Rot (<i>Glomeria</i> spp.)	Foliar (Ground)	1 – 2 quarts per acre	For ground applications for foliar and boll rot disease control, apply this product preventatively in 15 - 40 gallons of water per acre prior to disease development using sufficient volume for thorough coverage. Repeat applications at 7- to 14-day intervals.
	Ascochyta Blight, Boll Rot (<i>Ascochyta</i> spp.) Cercospora Blight and Leaf Spot (<i>Cercospora</i> spp.) Diplodia Boll	Foliar (Aerial)	0.5 - 1 quart per acre	For aerial applications, apply this product in a minimum of 3 gallons of water per acre.

	<p>Rot (<i>Diplodia</i> spp.)</p> <p>Hard Lock, Boll Rot (<i>Fusarium</i> spp.)</p> <p>Leaf Spot (<i>Corynespora</i> <i>cassicola</i>)</p> <p>Phoma Blight, Boll Rot (<i>Phoma</i> spp.)</p> <p>Rust (<i>Puccinia</i> spp.) (<i>Phykopsora</i> spp.)</p> <p>Stemphyllium Leaf Spot (<i>Stemphyllium</i> spp.)</p>			
	<p><i>Fusarium</i> spp.</p> <p><i>Phytophthora</i> spp.</p> <p><i>Pythium</i> spp.</p> <p><i>Rhizoctonia</i> spp.</p> <p><i>Verticillium</i> spp.</p>	<p>In-Furrow</p>	<p>1 - 4 quarts per acre</p> <p>2.2 - 8.8 fl. oz. per 1000 ft. row</p>	<p>For in-furrow applications, at planting apply this product as an in-furrow spray at the rate of 1 - 4 quarts per acre or 2.2 - 8.8 fluid ounces per 1000 feet of row according to the chart in the SOIL TREATMENT USE DIRECTIONS section. Apply this product in 5 - 15 gallons of water so as the spray is directed into the seed furrow just before the seeds are covered.</p>
		<p>Seed Treatment</p>	<p>7.5 - 15 fl. oz. per 100 lbs. seed</p>	<p>For suppression of soil borne diseases, apply this product as a seed treatment at the rate of 7.5 - 15 fl. oz per 100 lbs. seed.</p>

Regalia® Bioprotectant Concentrate has a **pre-harvest interval (PHI)** of 0 days.
Do not enter or allow worker entry into treated areas during the **restricted-entry interval (REI)** of 4 hours.

Crop	Target Disease	Application Method	Product Use Rate per Application	Application Instructions
------	----------------	--------------------	----------------------------------	--------------------------

<p>Cucurbits</p> <p>Includes all types and hybrids of: Chayote Chinese waxgourd Cucumber Citron melon Gherkin Pumpkin Watermelon</p> <p>Edible Gourd: Chinese okra Cucuzza Hyotan</p> <p>Mormordica spp.: Balsam apple Balsam pear Bitter melon Chinese cucumber</p>	<p>Powdery Mildew (<i>Erysiphe cichoracearum</i>) (<i>Sphaerotheca fuliginea</i>)</p> <p>Anthracnose* (<i>Colletotrichum lagenarium</i>)</p> <p>Alternaria Blight (<i>Alternaria cucumerina</i>)</p> <p>Cercospora Leaf Spot (<i>Cercospora citrulina</i>)</p> <p>Damping-off (<i>Fusarium</i> spp.) (<i>Pythium</i> spp.) (<i>Phytophthora</i> sp.) (<i>Rhizoctonia solani</i>)</p> <p>Downy Mildew (<i>Pseudoperonospora cubensis</i>)</p>	<p>Foliar (Ground)</p>	<p>1 – 4 quarts per acre</p>	<p>For ground applications, apply this product preventatively in 25-100 gallons of water per acre or when the first symptoms of disease are visible. Increase water volume as plant size increases.</p> <p>Repeat applications in 7- to 14-day intervals depending upon crop growth and disease pressure.</p> <p>When greenhouse cucurbits are under high disease conditions, use the shorter spray interval.</p> <p>Downy Mildew - Tank mix this product with another fungicide labeled for Downy Mildew control and re-apply at a 7-day interval or according to the label directions of the tank mix partner.</p> <p>Phytophthora Blight - Apply this product in combination with labeled rates of a copper fungicide or with another fungicide labeled for Phytophthora Blight control.</p>
<p>Muskmelon: Cantaloupe Casaba Crenshaw melon Golden pershaw melon Honeydew melon Honey balls Mango melon Persian melon Pineapple melon Santa Claus melon Snake melon</p> <p>Summer Squash: Crookneck squash Scallop squash Straightneck</p>	<p>Gummy Stem Blight (<i>Didymella bryoniae</i>)</p> <p>Phytophthora Blight (<i>Phytophthora capsici</i>)</p>	<p>Foliar (Aerial)</p>	<p>0.5 - 1 quart per acre</p>	<p>For aerial applications, apply this product in a minimum of 5 gallons of water per acre.</p> <p>Repeat applications in 7- to 14-day intervals depending upon crop growth and disease pressure.</p> <p>Downy Mildew - Tank mix this product with another fungicide labeled for Downy Mildew control and re-apply at a 7-day interval or according to the label directions of the tank mix partner.</p> <p>Phytophthora Blight - Apply this product in combination with labeled rates of a copper fungicide or with another fungicide labeled for Phytophthora Blight control.</p>

squash Vegetable marrow Zucchini Winter Squash: Acorn squashButternut squash Calabaza Hubbard squash Spaghetti squash and other cucurbit crops	<i>Fusarium</i> spp. <i>Phytophthora</i> spp. <i>Pythium</i> spp. <i>Rhizoctonia</i> spp. <i>Verticillium</i> spp.	Soil Drench	1 – 3 quarts per 100 gallons	For soil drench applications, apply this product at a concentration of 1 - 3 quarts per 100 gallons of water, and at a sufficient rate to thoroughly soak the growing media and root zone. Make an initial application of this product during or shortly after transplant to reduce transplant shock, suppress soil-borne diseases and improve root growth. Multiple drench applications can be made on a 10-14 day interval.
		In-Furrow	1 – 4 quarts per acre 2.2 - 8.8. per 1000 ft. row	For in-furrow applications at planting, apply this product as an in-furrow spray at the rate of 1 - 4 quarts per acre or 2.2 - 8.8 fluid ounces per 1000 feet of row according to the chart in the SOIL TREATMENT USE DIRECTIONS section. Apply this product in 5 - 15 gallons of water so as the spray is directed into the seed furrow just before the seeds are covered.
		Plant Dip	1 - 4 quarts per 100 gallons	For plant dip applications for improved plant growth and suppression of soil-borne diseases, apply this product in a 0.25 – 1% v/v suspension (1 - 4 quarts this product per 100 gallons water) as a pre-plant dip immediately prior to transplanting.
		Chemigation	1 – 4 quarts per acre	For chemigation applications for improved plant growth and suppression of soil-borne diseases, apply this product through drip irrigation at the rate of 1 - 4 quarts per acre immediately after transplant and at 14-day intervals or begin 14 days after transplant when plant dip or soil drench applications are used.
		Seed Treatment	1.5 – 2.5 fl. oz. per 100 lbs. seed	For suppression of soil-borne diseases, apply this product as a seed treatment at the rate of 1.5 – 2.5 fl. oz per 100 lbs. seed.

Regalia® Bioprotectant Concentrate has a **pre-harvest interval (PHI)** of 0 days.
 Do not enter or allow worker entry into treated areas during the **restricted-entry interval (REI)** of 4 hours.

*Not for use in California.

Crop	Target Disease	Application Method	Product Use Rate per Application	Application Instructions
Fruiting Vegetables Tomato Pepper Eggplant Ground Cherry Okra Tomatillo and other fruiting vegetable crops	Bacterial Blight <i>(Xanthomonas spp.)</i> Bacterial Spot <i>(Xanthomonas spp.)</i> Bacterial Speck <i>(Pseudomonas syringae)</i> Black Mold <i>(Alternaria alternata)</i> Damping-off <i>(Fusarium spp.)</i> <i>(Pythium spp.)</i> <i>(Rhizoctonia solani)</i>	Foliar (Ground)	1 – 3 quarts per acre	For ground applications, apply this product preventatively in 25 - 100 gallons of water per acre. Increase water volume as plant size increases. Repeat applications at 7- to 10-day intervals. Tank mix this product with other registered fungicides for improved disease control under heavy pressure. Phytophthora Blight - Apply this product in combination with labeled rates of a copper fungicide or with another fungicide labeled for Phytophthora Blight control.
	Early Blight <i>(Alternaria solani)</i> Gray Mold <i>(Botrytis cinerea)</i> Late Blight <i>(Phytophthora infestans)</i> Phytophthora Blight* <i>(Phytophthora capsici)</i> Powdery Mildew <i>(Erysiphe spp.)</i> <i>(Leveillula taurica)</i> <i>(Oidopsis taurica)</i> <i>(Sphaerotheca spp.)</i> Target Spot <i>(Corynespora cassiicola)</i>	Foliar (Aerial)	0.5 - 1 quart per acre	For aerial applications, apply this product in a minimum of 10 gallons of water per acre. Repeat applications at 7- to 10-day intervals. Tank mix this product with other registered fungicides for improved disease control under heavy pressure. Phytophthora Blight - Apply this product in combination with labeled rates of a copper fungicide.

<p><i>Fusarium</i> spp. <i>Phytophthora</i> spp. <i>Pythium</i> spp. <i>Rhizoctonia</i> spp. <i>Verticillium</i> spp.</p>	Soil Drench	1 – 3 quarts per 100 gallons	For soil drench applications, apply this product at a concentration of 1 - 3 quarts per 100 gallons of water, and at a sufficient rate to thoroughly soak the growing media and root zone. Make an initial application of this product during or shortly after transplant to reduce transplant shock, suppress soil-borne diseases and improve root growth. Multiple drench applications can be made on a 10 - 14 day interval.
	In-Furrow	1 – 4 quarts per acre 2.2 - 8.8. per 1000 ft. row	For in-furrow applications, at planting, apply this product as an in-furrow spray at the rate of 1 - 4 quarts per acre or 2.2 - 8.8 fluid ounces per 1000 feet of row according to the chart in the SOIL TREATMENT USE DIRECTIONS section. Apply this product in 5 - 15 gallons of water so as the spray is directed into the seed furrow just before the seeds are covered.
	Plant Dip	1 - 4 quarts per 100 gallons	For plant dip applications for improved plant growth and suppression of soil-borne diseases, apply this product in a 0.25 – 1% v/v suspension (1 - 4 quarts this product per 100 gallons water) as a pre-plant dip immediately prior to transplanting.
	Chemigation	1 – 4 quarts per acre	For chemigation applications for improved plant growth and suppression of soil-borne diseases, apply this product through drip irrigation at the rate of 1 - 4 quarts per acre immediately after transplant and at 14-day intervals or begin 14 days after transplant when plant dip or soil drench applications are used.
	Seed Treatment	1.5 – 2.5 fl. oz. per 100 lbs. seed	For suppression of soil-borne diseases, apply this product as a seed treatment at the rate of 1.5 – 2.5 fl. oz per 100 lbs. seed.

Regalia® Bioprotectant Concentrate has a **pre-harvest interval (PHI)** of **0 days**.
Do not enter or allow worker entry into treated areas during the **restricted-entry interval (REI)** of **4 hours**.

*Not for use in California.

Crop	Target Disease	Application Method	Product Use Rate per Application	Application Instructions
Grape	<p>Powdery Mildew (<i>Uncinula necator</i>)</p> <p>Angular Leaf Spot (<i>Mycosphaerella angulata</i>)</p> <p>Anthraco-nose (<i>Elsinoe ampelina</i>)</p> <p>Botrytis Bunch Rot (<i>Botrytis cinerea</i>)</p> <p>Black Rot (<i>Guignardia bidwellii</i>)</p> <p>Downy Mildew (<i>Plasmopara viticola</i>)</p> <p>Eutypa* (<i>Eutypa lata</i>)</p> <p>Leaf Blight (<i>Pseudocercospora vitis</i>)</p> <p>Phomopsis Fruit Rot (<i>Phomopsis viticola</i>)</p> <p>Ripe Rot (<i>Colletotrichum gloeosporioides</i>)</p> <p>Sour Rot* (<i>Alternaria tenuis</i>) (<i>Aspergillus spp.</i>) (<i>Botrytis cinerea</i>) (<i>Cladosporium herbarum</i>) (<i>Penicillium spp.</i>) (<i>Rhizopus arrhizus</i>)</p>	Foliar	1 - 4 quarts per acre	<p>For ground applications, apply this product preventatively in 50 - 100 gallons of water per acre or when the first disease symptoms are visible.</p> <p>Under high disease pressure, use in a tank mix with another registered fungicide for more effective control.</p> <p>Repeat applications in 7- to 14-day intervals depending upon crop growth and disease pressure.</p> <p>Dilute applications: this product can be applied by ground equipment to vine and tree crops in dilute applications of 100 - 400 gallons of water. Apply this product at a rate of 2 - 4 quarts per acre when applied alone or at 1 - 4 quarts per acre when tank mixed with another fungicide. Avoid excessive amounts of water that result in the runoff of spray material.</p>

26/65

	<i>Phytophthora</i> spp. <i>Verticillium</i> spp.	Plant Dip	1 - 4 quarts per 100 gallons	For plant dip applications for improved plant growth and suppression of soil-borne diseases, apply this product in a 0.25 – 1% v/v suspension (1 - 4 quarts this product per 100 gallons water) as a pre-plant dip immediately prior to transplanting.
--	--	-----------	------------------------------	--

Regalia® Bioprotectant Concentrate has a **pre-harvest interval (PHI)** of 0 days.
Do not enter or allow worker entry into treated areas during the **restricted-entry interval (REI)** of 4 hours.

*Not for use in California.

Crop	Target Disease	Application Method	Product Use Rate per Application	Application Instructions
Grass Seed	Powdery Mildew (<i>Erysiphe graminis</i>) (<i>Oidium</i> spp.) (<i>Podosphaera</i> spp.) (<i>Sphaerotheca</i> spp.)	Foliar (Ground)	1 – 4 quarts per acre	For ground applications, apply this product preventatively in 25 – 100 gallons of water per acre when disease symptoms are first visible or when environmental conditions are conducive to rapid disease development. Continue sprays at 7-day intervals or as needed.
	Rust (<i>Puccinia</i> spp.)	Foliar (Aerial)	0.5 – 1 quart per acre	For aerial applications, apply this product in a minimum of 5 gallons of water per acre.
	<i>Fusarium</i> spp. <i>Phytophthora</i> spp. <i>Pythium</i> spp. <i>Rhizoctonia</i> spp. <i>Verticillium</i> spp.	Seed Treatment	1.5 – 2.5 fl. oz. per 100 lbs. seed	For suppression of soil-borne diseases, apply this product as a seed treatment at the rate of 1.5 – 2.5 fl. oz per 100 lbs. seed.

Regalia® Bioprotectant Concentrate has a **pre-harvest interval (PHI)** of 0 days.
Do not enter or allow worker entry into treated areas during the **restricted-entry interval (REI)** of 4 hours.

Crop	Target Disease	Application Method	Product Use Rate per	Application Instructions
------	----------------	--------------------	----------------------	--------------------------

			Application	
Hops	Downy Mildew (<i>Pseudoperonospora humuli</i>) Powdery Mildew (<i>Sphaerotheca macularis</i>)	Foliar	1 – 4 quarts per acre	<p>Apply this product preventatively when disease symptoms are first visible or when environmental conditions are conducive to rapid disease development. Continue sprays at 7-day intervals or as needed.</p> <p>Minimum spray volumes for hop growth stages are as follows:</p> <p>Emergence to Training: Apply 1 - 2 quarts this product per acre using a minimum spray volume of 20 gallons per acre. Coverage will vary with the size of the vines and the type of spray equipment. Apply adequate spray volume to achieve complete spray coverage.</p> <p>Training to Wire-Touch: Apply 1 - 2 quarts this product per acre using a minimum spray volume of 50 gallons per acre. Coverage will vary with the size of the vines and the type of spray equipment. Apply adequate spray volume to achieve complete spray coverage.</p> <p>Wire-Touch through Harvest: Apply 2 - 4 quarts of this product using a minimum of 100 gallons of water per acre. Higher water volumes may be necessary to achieve thorough coverage after side arms develop. Do not apply more than 4 quarts of product per acre per application. Apply adequate spray volume to achieve complete spray coverage. Use the higher rates when moderate to high disease pressure is present or expected.</p> <p>For control of downy mildew, tank mix this product with another fungicide labeled for Downy Mildew control and re-apply at a 7-day interval or according to the label directions of the tank mix partner.</p>

Regalia® Bioprotectant Concentrate has a **pre-harvest interval (PHI) of 0 days**.
Do not enter or allow worker entry into treated areas during the **restricted-entry interval (REI) of 4 hours**.

Crop	Target Disease	Application Method	Product Use	Application Instructions
------	----------------	--------------------	-------------	--------------------------

			Rate per Application	
Leafy Vegetable Crops Arugula Beet Celery Chervil Cilantro Corn Salad Cress Dandelion Dock Edible Chrysanthemum Endive Fennel Garden Peas Head Lettuce Leaf Lettuce Parsley Purslane Radicchio Rhubarb Spinach Swiss Chard Watercress and other leafy vegetable crops	Downy Mildew (<i>Bremia lactuca</i>) (<i>Peronospora</i> spp.)	Foliar (Ground)	0.5 – 3 quarts per acre	For ground applications, apply this product at 1 – 3 quarts in 50 - 100 gallons of water per acre. For concentrated ground applications, apply this product at 0.5 – 1.5 quarts per acre in a minimum of 10 gallons of water per acre. Repeat applications at 7- to 14-day intervals.
	Bacterial Blight/Rot (<i>Xanthomonas</i> spp.) Cercospora leafspot (<i>Cercospora</i> spp.)	Foliar (Aerial)	0.5 – 1.5 quarts per acre	West of the Rocky Mountains - For aerial applications, apply this product at 0.5 – 1.5 quarts per acre in a minimum of 10 gallons of water per acre. East of the Rocky Mountains – For aerial applications, apply this product at 0.5 - 1 quarts per acre in a minimum of 5 gallons of water per acre. Repeat applications at 7- to 14-day intervals.
	Late Blight (<i>Septoria apiicola</i>) Pink Rot (<i>Sclerotinia sclerotiorum</i>) Powdery Mildew (<i>Erysiphe cichoracearum</i>) Sclerotinia Head and Leaf Drop (<i>Sclerotinia minor</i>) (<i>Sclerotinia sclerotiorum</i>) White Rust (<i>Albugo occidentalis</i>)			
	<i>Fusarium</i> spp. <i>Phytophthora</i> spp. <i>Pythium</i> spp. <i>Rhizoctonia</i> spp. <i>Verticillium</i> spp.	Seed Treatment	1.5 – 2.5 fl. oz. per 100 lbs. seed	For suppression of soil-borne diseases, apply this product as a seed treatment at the rate of 1.5 – 2.5 fl. oz per 100 lbs. seed.

Regalia® Bioprotectant Concentrate has a **pre-harvest interval (PHI)** of 0 days.
 Do not enter or allow worker entry into treated areas during the **restricted-entry interval (REI)** of 4 hours.

Crop	Target Disease	Application Method	Product Use Rate per Application	Application Instructions
Legumes/Vegetables (excluding soybeans and peanuts) Chick Peas Dry Beans Garbanzo Beans Green Beans Lentils Lima Beans Peas Shell Beans Snap Beans Split Peas and other legume crops (including those grown for seed or oil production)	Bacterial Blight <i>(Xanthomonas campestris)</i>	Foliar	1 – 4 quarts per acre	For foliar applications, apply this product preventatively in 20 - 100 gallons of water per acre. For improved performance, use this product in a tank mix or rotational program with another registered fungicide. Repeat applications at 7- to 14-day intervals.
	Gray Mold <i>(Botrytis cinerea)</i> Pythium (aerial blight phase) <i>(Pythium spp.)</i> Powdery Mildew <i>(Erysiphe spp.)</i> Rust <i>(Puccinia spp.)</i> <i>(Uromyces appendiculatus)</i> White Mold <i>(Sclerotinia sclerotiorum)</i>			
	<i>Fusarium</i> spp. <i>Phytophthora</i> spp. <i>Pythium</i> spp. <i>Rhizoctonia</i> spp.	In-Furrow	1 – 4 quarts per acre 2.2 - 8.8 per 1000 ft. row	For in-furrow applications, at planting apply this product as an in-furrow spray at the rate of 1 - 4 quarts per acre or 2.2 - 8.8 fluid ounces per 1000 feet of row according to the chart in the SOIL TREATMENT USE DIRECTIONS section. Apply this product in 5 - 15 gallons of water so as the spray is directed into the seed furrow just before the seeds are covered.
		Seed Treatment	1.5 – 2.5 fl. oz. per 100 lbs. seed	For suppression of soil-borne diseases, apply this product as a seed treatment at the rate of 1.5 – 2.5 fl. oz per 100 lbs. seed.

Regalia® Bioprotectant Concentrate has a **pre-harvest interval (PHI)** of 0 days.
 Do not enter or allow worker entry into treated areas during the **restricted-entry interval (REI)** of 4 hours.

Crop	Target Disease	Application	Application
------	----------------	-------------	-------------

		Method	Product Use Rate per Application	Instructions
Mint and Other Herbs/Spices Angelica Balm Basil Borage Burnet Chamomile Catnip Chervil Chive Clary Coriander Costmary Cilantro Curry Dillweed Horehound Hyssop Lavender Lemongrass Lovage Marjoram Nasturtium Parsley (dried) Peppermint Rosemary Sage Savory (summer and winter) Sweet Bay Tansy Tarragon Thyme Wintergreen Woodruff Wormwood and other herbs/spices	Downy Mildew (<i>Peronospora</i> spp.)	Foliar (Ground)	1 – 4 quarts per acre	For ground applications, apply this product preventatively in a minimum of 50 gallons of water per acre. Repeat applications at 7- to 14-day intervals.
	Powdery Mildew (<i>Erysiphe</i> spp.) Rust (<i>Puccinia menthae</i>)	Foliar (Aerial)	0.5 - 1 quart per acre	For aerial applications, apply this product in a minimum of 5 gallons water per acre. Repeat applications at 7- to 14-day intervals.

Regalia® Bioprotectant Concentrate has a **pre-harvest interval (PHI)** of 0 days.
Do not enter or allow worker entry into treated areas during the **restricted-entry interval (REI)** of 4 hours.

Crop	Target Disease	Application Method	Product Use Rate per	Application Instructions
------	----------------	--------------------	----------------------	--------------------------

			Application	
Oil Seed Crops (not including cotton, peanut, or soybean) Canola Castor Flax Rapeseed Safflower Sesame Sunflower And other oilseed crops	Bacterial Pustule <i>(Xanthomonas spp.)</i> Bacterial Speck <i>(Pseudomonas syringae pv. glycinea)</i> Brown Spot <i>(Septoria glycines)</i> Cercospora Leaf Spot <i>(Cercospora spp.)</i>	Foliar (Ground)	0.5 – 2 quarts per acre	For ground applications to optimize disease control and to maximize yields, apply this product preventatively in 15 - 40 gallons of water per acre by ground or aerial application. For improved performance, apply this product in a tank mix program with another registered fungicide. Consult your local Extension Specialist or Crop Consultant regarding the optimum timing of fungicide applications.
	Downy Mildew <i>(Peronospora mansherica)</i> Pod and Stem Blight <i>(Diaporthe phaseolorum var. sojæ)</i> <i>(Phomopsis longicola)</i> White Mold/Sclerotinia Stem Rot <i>(Sclerotinia sclerotiorum)</i>	Foliar (Aerial)	0.5 - 1 quart per acre	For aerial applications, apply this product in a minimum of 3 gallons per acre. For improved performance, apply this product in a tank mix program with another registered fungicide. Consult your local Extension Specialist or Crop Consultant regarding the optimum timing of fungicide applications.
	<i>Fusarium spp.</i> <i>Phytophthora spp.</i> <i>Pythium spp.</i> <i>Rhizoctonia spp.</i> <i>Verticillium spp.</i>	Seed Treatment	1.5 – 2.5 fl. oz. per 100 lbs. seed	For suppression of soil-borne diseases, apply this product as a seed treatment at the rate of 1.5 – 2.5 fl. oz per 100 lbs. seed.

Regalia® Bioprotectant Concentrate has a **pre-harvest interval (PHI)** of **0 days**.
 Do not enter or allow worker entry into treated areas during the **restricted-entry interval (REI)** of **4 hours**.

Crop	Target Disease	Application Method	Product Use	Application Instructions
------	----------------	--------------------	-------------	--------------------------

			Rate per Application	
Olive	Olive Knot (<i>Pseudomonas savastanoi</i>)	Foliar	1 – 4 quarts per acre	<p>Apply this product preventatively in 50 - 100 gallons of water per acre.</p> <p>Repeat applications at 7- to 14-day intervals.</p> <p>Dilute applications: this product can be applied by ground equipment to vine and tree crops in dilute applications of 100 - 400 gallons of water. Apply this product at a rate of 2 - 4 quarts per acre when applied alone, or at 1 - 4 quarts per acre when tank mixed with another fungicide. Avoid excessive amounts of water that result in the runoff of spray material.</p>

Regalia® Bioprotectant Concentrate has a **pre-harvest interval (PHI)** of **0 days**.
 Do not enter or allow worker entry into treated areas during the **restricted-entry interval (REI)** of **4 hours**.

Crop	Target Disease	Application Method	Product Use Rate per Application	Application Instructions
Peanut	<p>Aspergillus crown rot (<i>Aspergillus niger</i>)</p> <p>Damping-off (<i>Aspergillus flavus</i>) (<i>Fusarium</i> spp.) (<i>Pythium</i> spp.) (<i>Rhizoctonia</i> spp.)</p> <p>Early Leaf Spot (<i>Cercospora arachidicola</i>)</p> <p>Late Leaf Spot (<i>Cerosporidium personatum</i>)</p> <p>Rhizoctonia Foliar Blight, Peg, and Root Rot</p>	Foliar	1 – 4 quarts per acre	<p>For foliar applications, apply this product preventatively in 20 - 50 gallons of water per acre.</p> <p>Repeat applications at 7- to 14-day intervals.</p> <p>Tank mix this product with another fungicide labeled for the target disease.</p>

	(<i>Rhizoctonia solani</i>) White Mold (<i>Sclerotium rolfsii</i>)			
	Aspergillus crown rot (<i>Aspergillus niger</i>) <i>Fusarium</i> spp. <i>Phytophthora</i> spp. <i>Pythium</i> spp. <i>Rhizoctonia</i> spp. <i>Verticillium</i> spp.	Soil Drench	1 – 3 quarts per 100 gallons	For soil drench applications, apply this product at a concentration of 1 -3 quarts per 100 gallons of water, and at a sufficient rate to thoroughly soak the growing media and root zone. Make an initial application of this product during or shortly after transplant to reduce transplant shock, suppress soil-borne diseases and improve root growth. Multiple drench applications can be made on a 10-14 day interval.
	White Mold (<i>Sclerotium rolfsii</i>)	In-Furrow	1 – 4 quarts per acre 2.2 - 8.8. per 1000 ft. row	For in-furrow applications at planting, apply this product as an in-furrow spray at the rate of 1 - 4 quarts per acre or 2.2 - 8.8 fluid ounces per 1000 feet of row according to the chart in the SOIL TREATMENT USE DIRECTIONS section. Apply this product in 5 - 15 gallons of water so as the spray is directed into the seed furrow just before the seeds are covered.
		Seed Treatment	1.5 – 2.5 fl. oz. per 100 lbs. seed	For suppression of soil-borne diseases, apply this product as a seed treatment at the rate of 1.5 – 2.5 fl. oz per 100 lbs. seed.

Regalia® Bioprotectant Concentrate has a **pre-harvest interval (PHI)** of **0 days**.
Do not enter or allow worker entry into treated areas during the **restricted-entry interval (REI)** of **4 hours**.

Crop	Target Disease	Application Method	Product Use Rate per Application	Application Instructions
Pome Fruits Apple Crabapple Loquat Oriental Pear Pear Quince Mayhaw	Powdery Mildew (<i>Podosphaera leucotricha</i>) Alternaria Blotch (<i>Alternaria mali</i>) Apple Scab (<i>Venturia</i>)	Foliar	1 – 4 quarts per acre	For foliar applications, apply this product in 50 - 100 gallons of water per acre. Begin applications when conditions are conducive to disease development but not prior to petal fall. Repeat applications on 7- to 10-day intervals. Additional sprays beyond second cover may be needed on susceptible varieties, or when environmental conditions are conducive

<p>and other pome fruit crops</p>	<p><i>inaequalis</i>) Suppression only</p> <p>Bitter Rot* (<i>Colletotrichum</i> spp.)</p> <p>Black Rot/Frogeye Leaf Spot (<i>Botryosphaeria obtusa</i>)</p> <p>Bot Rot* (<i>Botryosphaeria dothidea</i>)</p> <p>Brooks Spot* (<i>Mycosphaerella pomi</i>)</p> <p>Bull's Eye Rot* (<i>Neofabraea</i> spp.)</p> <p>Cedar-Apple Rust (<i>Gymnosporangium juniperi-virginianae</i>) Suppression only</p> <p>Fire Blight (<i>Erwinia amylovora</i>) Suppression only</p> <p>Flyspeck (<i>Zygothiala jamaicensis</i>)</p> <p>Scab (<i>Venturia</i> spp.)</p> <p>Sooty Blotch (<i>Geastrumia polystigmati</i>) (<i>Leptodontium elatius</i>) (<i>Peltaster fructicola</i>)</p> <p>White Rot (<i>Botryosphaeria dothidea</i>)</p>			<p>to rapid disease development. Use high label rate and shorter spray intervals when conditions are conducive to rapid disease development.</p> <p>Fire Blight – For suppression, apply 1 - 2 quarts of this product in 50 - 100 gallons of water per acre beginning at petal fall. For maximum control, use this product prior to infection events. During periods of rapid development and frequent infection periods, use spray intervals of 3 - 7 days.</p> <p>Apply in sufficient water to provide full coverage. For improved performance, use this product in a rotational program with antibiotics registered for fire blight control such as but not limited to oxytetracycline or streptomycin.</p> <p>Proper orchard cultural practices are essential to eliminate fire blight-infected tissue from the orchard to assure good performance of any crop protection product. Care must be taken to remove and destroy dead and diseased wood from the orchard prior to and during the growing season.</p> <p>Scab – For suppression, apply 1 quart of this product in 50 - 100 gallons of water per acre at green tip and through bloom when environmental conditions become favorable for primary scab development and repeat on a 7 - 10 day interval or as needed. Use this product in a tank mix or rotational program with other fungicides labeled for scab control. Following bloom, this product can be applied at 2-4 quarts per acre.</p> <p>Use caution when selecting spray adjuvants. Select only those adjuvants which through prior experience do not affect fruit finish when combined with this product.</p> <p>Dilute applications: this product can be applied by ground equipment to vine and tree crops in dilute applications of 100-400 gallons of water. Apply this product at a rate of 2 - 4 quarts per acre when applied alone, or at 1 - 4 quarts per acre when tank mixed with another fungicide. Avoid excessive amounts of water that</p>
-----------------------------------	--	--	--	--

				result in the runoff of spray material.
	<i>Phytophthora</i> spp. <i>Pythium</i> spp.	Plant Dip (bare root)	1 - 4 quarts per 100	For plant dip applications for improved plant growth and suppression of soil-borne diseases, apply this product in a 0.25 - 1% v/v suspension (1 - 4 quarts this product per 100 gallons water) as a pre-plant dip immediately prior to transplanting.

Regalia® Bioprotectant Concentrate has a **pre-harvest interval (PHI) of 0 days.**
Do not enter or allow worker entry into treated areas during the **restricted-entry interval (REI) of 4 hours.**

*Not for use in California.

Crop	Target Disease	Application Method	Product Use Rate per Application	Application Instructions
Root, Tuber and Corm Crops Potato Beet Carrot Cassava Ginger Ginseng Horseradish Radish Sweet Potato Turnip and other root crops (including those for seed production)	Bacterial Leaf Blight (<i>Xanthomonas campestris</i>)	Foliar	1 - 4 quarts per acre	For foliar applications, apply this product in 25 - 100 gallons of water per acre sufficient to provide thorough coverage. Begin application soon after emergence or transplant, and when conditions are conducive to disease development. Repeat on a 7- to 10-day interval or as needed. Use shorter intervals when conditions are conducive to rapid disease development. For suppression of Early Blight (<i>Alternaria solani</i>), Black Root Rot/Black Crown Rot (<i>Alternaria</i> spp.), and Late Blight (<i>Phytophthora infestans</i>), begin application of this product in 25 - 100 gallons of water per acre soon after emergence when conditions are conducive to disease development. Repeat on a 5- to 7-day interval or as needed. For improved performance, use this product in a tank mix with other registered fungicides.
	Black Root Rot / Black Crown Rot (<i>Alternaria</i> spp.)			
	Downy Mildew* (<i>Peronospora</i> spp.)			
	Early Blight (<i>Alternaria solani</i>)			
	Gray Mold (<i>Botrytis</i> spp.)			
	Late Blight (<i>Phytophthora infestans</i>)			
	Powdery Mildew (<i>Erysiphe</i> spp.)			
White Mold (<i>Sclerotinia</i>)				

<p><i>sclerotiorum</i>)</p> <p>Clubroot (<i>Plasmiodiophora brassicae</i>)</p> <p>Common Scab (<i>Streptomyces scabies</i>)</p> <p><i>Fusarium</i> spp.</p> <p><i>Phytophthora</i> spp.</p> <p><i>Pythium</i> spp.</p> <p><i>Rhizoctonia</i> spp.</p> <p><i>Verticillium</i> spp.</p>				
	Soil Drench	1 – 3 quarts per 100 gallons	For soil drench applications, apply this product at a concentration of 1 - 3 quarts per 100 gallons of water, and at a sufficient rate to thoroughly soak the growing media and root zone. Make an initial application of this product during or shortly after transplant to reduce transplant shock, suppress soil-borne diseases and improve root growth. Multiple drench applications can be made on a 10-14 day interval.	
	In-Furrow	1 – 4 quarts per acre 2.2 - 8.8. per 1000 ft. row	For in-furrow applications at planting, apply this product as an in-furrow spray at the rate of 1 - 4 quarts per acre or 2.2 - 8.8 fluid ounces per 1000 feet of row according to the chart in the SOIL TREATMENT USE DIRECTIONS section. Apply this product in 5 -15 gallons of water so as the spray is directed into the seed furrow just before the seeds are covered.	
	Seed Piece Dip	1 - 4 quarts per 100 gallons of water	For seed piece dip applications for improved plant growth and suppression of soil-borne diseases, apply this product in a 0.25 – 1% v/v suspension (1 - 4 quarts this product per 100 gallons water) as a pre-plant dip to transplants or seed pieces immediately prior to transplanting.	
	Chemigation	1 – 4 quarts per acre	For chemigation applications for improved plant growth and suppression of soil-borne diseases, apply this product through drip irrigation at the rate of 1 - 4 quarts per acre immediately after transplant and at 14-day intervals or begin 14 days after transplant when plant dip or soil drench applications are used.	
	Seed Treatment	1.5 – 2.5 fl. oz. per 100 lbs. seed	For suppression of soil-borne diseases, apply this product as a seed treatment at the rate of 1.5 – 2.5 fl. oz per 100 lbs. seed.	

Regalia® Bioprotectant Concentrate has a **pre-harvest interval (PHI)** of 0 days.
Do not enter or allow worker entry into treated areas during the **restricted-entry interval (REI)** of 4 hours.

*Not for use in California.

Crop	Target Disease	Application Method	Product Use Rate per Application	Application Instructions
Soybean	Aerial Web Blight (<i>Rhizoctonia solani</i>) Alternaria Leafspot (<i>Alternaria</i> spp.) Anthracnose (<i>Colletotrichum truncatum</i>) Asian Soybean Rust (<i>Phakopsora pachyrhizi</i>)	Foliar (Ground)	0.5 - 2 quarts per acre	For ground applications to optimize disease control and to maximize yields, apply 1 - 2 quarts of this product preventatively in 15 - 40 gallons of water per acre. For improved performance, apply 0.5 - 2 quarts of this product in a tank mix with another registered fungicide. Consult your local Extension Specialist or Crop Consultant regarding the optimum timing of fungicide applications.
	Brown Spot (<i>Septoria glycines</i>) Cercospora Blight (<i>Cercospora kikuchii</i>) Frog-eyed Leaf Spot (<i>Cercospora sojina</i>) Pod and Stem Blight (<i>Diaporthe</i> spp.) Septoria Brown Spot (<i>Septoria glycines</i>) White Mold* (<i>Sclerotinia sclerotiorum</i>)	Foliar (Aerial)	0.5 - 1 quart per acre	For aerial applications, apply this product in a minimum of 3 gallons of water per acre. For improved performance, apply this product in a tank mix with another registered fungicide. Consult your local Extension Specialist or Crop Consultant regarding the optimum timing of fungicide applications.
	<i>Fusarium</i> spp. <i>Phytophthora</i> spp.	In-Furrow	1 - 4 quarts per acre 2.2 - 8.8.	For in-furrow applications at planting, apply this product as an in-furrow spray at the rate of 1 - 4 quarts per acre or 2.2 - 8.8 fluid ounces per 1000 feet of row

	<i>Pythium</i> spp. <i>Rhizoctonia</i> spp.		per 1000 ft. row	according to the chart in the SOIL TREATMENT USE DIRECTIONS section. Apply this product in 5 - 15 gallons of water so as the spray is directed into the seed furrow just before the seeds are covered.
		Seed Treatment	1.5 – 2.5 fl. oz. per 100 lbs. seed	For suppression of soil-borne diseases, apply this product as a seed treatment at the rate of 1.5 – 2.5 fl. oz per 100 lbs. seed.

Regalia® Bioprotectant Concentrate has a **pre-harvest interval (PHI) of 0 days**.
Do not enter or allow worker entry into treated areas during the **restricted-entry interval (REI) of 4 hours**.

*Not for use in California.

Crop	Target Disease	Application Method	Product Use Rate per Application	Application Instructions
Stone Fruits Apricot Cherry (sweet and tart) Nectarine Peach Plum Plumcot Prune and other stone fruit crops	Alternaria Spot/Fruit Rot (<i>Alternaria alternata</i>)	Foliar	1 – 4 quarts per acre	For foliar applications, apply this product preventatively in 50 - 100 gallons of water per acre.
	Anthracnose (<i>Colletotrichum</i> spp.)			Bacterial Blight – Apply this product in 50 - 100 gallons of water per acre postharvest before Fall rains.
	Bacterial Canker (<i>Pseudomonas</i> spp.)			Brown Rot Blossom Blight – Begin application of this product in 50 - 100 gallons of water per acre at early bloom, and repeat through petal fall on a 7-day interval or as needed.
	Bacterial Spot* (<i>Xanthomonas pruni</i>)			Powdery Mildew – Begin application of this product in 50 - 100 gallons of water per acre at popcorn stage, and repeat on a 7-day interval or as needed. For improved performance, use this product in a tank mix or rotational program with other registered fungicides for powdery mildew control.
	Brown Rot Blossom Blight (<i>Monilinia laxa</i>)			Scab – Begin application of this product in 50 - 100 gallons of water per acre at petal fall, and repeat on a 7- to 10-day interval or as needed. For improved performance, tank mix this product with another fungicide labeled for scab
	Brown Rot Fruit Rot (<i>Monilinia fruticola</i>)			
	Cercospora Leaf Spot* (<i>Cercospora</i> spp.)			

	<p>Cherry Leaf Spot* (<i>Blumeriella jaapii</i>)</p> <p>Gray Mold (<i>Botrytis cinerea</i>)</p> <p>Powdery Mildew (<i>Podosphaera</i> spp.) (<i>Sphaerotheca pannosa</i>)</p> <p>Rust (<i>Tranzschelia discolor</i>)</p> <p>Rusty Spot (<i>Podosphaera leucotricha</i>)</p> <p>Scab (<i>Cladosporium carpophilum</i>)</p> <p>Shot Hole (<i>Wilsonomyces carpophilus</i>)</p>			<p>control.</p> <p>For all other diseases – Begin application prior to disease development when environmental conditions and plant stage are conducive to rapid disease development, and repeat on a 7- to 10-day interval or as needed. Use in a tank mix or rotational program when disease conditions are severe.</p> <p>Dilute applications: this product can be applied by ground equipment to vine and tree crops in dilute applications of 100 - 400 gallons of water. Apply this product at a rate of 2 - 4 quarts per acre when applied alone, or at 1 - 4 quarts per acre when tank mixed with another fungicide. Avoid excessive amounts of water that result in the runoff of spray material.</p>
	<p><i>Fusarium</i> spp.</p> <p><i>Phytophthora</i> spp.</p> <p><i>Pythium</i> spp.</p> <p><i>Rhizoctonia</i> spp.</p> <p><i>Verticillium</i> spp.</p>	Plant Dip (bare root)	1 - 4 quarts per 100 gallons of water	For plant dip applications for improved plant growth and suppression of soil-borne diseases, apply this product in a 0.25 – 1% v/v suspension (1 - 4 quarts this product per 100 gallons water) as a pre-plant dip immediately prior to transplanting.

Regalia® Bioprotectant Concentrate has a pre-harvest interval (PHI) of 0 days.
Do not enter or allow worker entry into treated areas during the restricted-entry interval (REI) of 4 hours.

*Not for use in California.

Crop	Target Disease	Application Method	Product Use Rate per Application	Application Instructions
------	----------------	--------------------	----------------------------------	--------------------------

Strawberry	<p>Anthracnose (<i>Collectotrichum</i> spp.) Suppression only</p> <p>Botrytis (<i>Botrytis cinerea</i>)</p> <p>Leaf Spot (<i>Mycosphaerella fragariae</i>)</p> <p>Phomopsis Leaf Blight (<i>Phomopsis obscurans</i>)</p> <p>Powdery Mildew (<i>Sphaerotheca macularis</i>)</p>	Foliar	1 - 3 quarts per acre	<p>For foliar applications, apply this product preventatively in 50 - 100 gallons of water per acre at 7- to 14-day spray intervals or as soon as first symptoms of disease appear.</p> <p>Anthracnose - For suppression, apply this product preventatively in 50 - 100 gallons of water per acre and repeat on a 7- to 10-day interval or as needed. For best performance, tank mix this product with other registered fungicides for anthracnose control.</p> <p>Dilute applications: this product can be applied by ground equipment to strawberries in dilute applications of 100 - 200 gallons of water. Apply this product at a rate of 2 - 3 quarts per acre when applied alone, or at 1 - 3 quarts per acre when tank mixed with another fungicide. Avoid excessive amounts of water that result in the runoff of spray material.</p>
	<p>Black Root Rot (<i>Rhizoctonia</i> spp.) (<i>Pythium</i> spp.) (<i>Fusarium</i> spp.) (<i>Cylindrocarpon</i> spp.)</p> <p>Colletotrichum Crown Rot (<i>Colletotrichum</i> spp.)</p> <p>Phytophthora Root Rot and Crown Rot (<i>Phytophthora</i> spp.)</p> <p>Verticillium Wilt (<i>Verticillium</i> spp.)</p> <p><i>Fusarium</i> spp.</p> <p><i>Pythium</i> spp.</p> <p><i>Phytophthora</i> spp.</p> <p><i>Rhizoctonia</i> spp.</p>	Plant Dip	1 - 4 quarts per 100 gallons of water	For plant dip applications for improved plant growth and suppression of soil-borne diseases, apply this product in a 0.25 - 1% v/v suspension (1 - 4 quarts this product per 100 gallons water) as a pre-plant dip to strawberry plants, roots and crowns immediately prior to transplanting.
		Soil Drench	1 - 3 quarts per 100 gallons	For soil drench applications, apply this product at a concentration of 1 - 3 quarts per 100 gallons of water, and at a sufficient rate to thoroughly soak the growing media and root zone. Make an initial application of this product during or shortly after transplant to reduce transplant shock, suppress soil-borne diseases and improve root growth. Multiple drench applications can be made on a 10 - 14 day interval.
		Chemigation	1 - 4 quarts per acre	For chemigation applications for improved plant growth and suppression of soil-borne diseases, apply this product through drip irrigation at the rate of 1 - 4 quarts per acre immediately after

41/65

	<i>Verticillium</i> spp.			transplant and at 14-day intervals or begin 14 days after transplant when plant dip or soil drench applications are used.
--	--------------------------	--	--	---

Regalia® Bioprotectant Concentrate has a **pre-harvest interval (PHI)** of 0 days.
Do not enter or allow worker entry into treated areas during the **restricted-entry interval (REI)** of 4 hours.

Crop	Target Disease	Application Method	Product Use Rate per Application	Application Instructions
Sugar Beets (includes crop for seed production)	Powdery Mildew (<i>Erysiphe betae</i>) (<i>Erysiphe polygoni</i>)	Foliar	1 – 2 quarts per acre	To optimize disease control and to maximize yields, apply this product preventatively in 15 -40 gallons of water per acre by ground or aerial application.
	Leaf Spot (<i>Cercospora beticola</i>)			For improved performance, apply this product in a tank mix program with another registered fungicide.
	Ramularia (<i>Ramularia</i> spp.)			Consult your local Extension Specialist or Crop Consultant regarding the optimum timing of fungicide applications.
	Rust (<i>Uromyces betae</i>)			
	<i>Fusarium</i> spp. <i>Phytophthora</i> spp. <i>Pythium</i> spp. <i>Rhizoctonia</i> spp. <i>Verticillium</i> spp.	Seed Treatment	1.5 – 2.5 fl. oz. per 100 lbs. seed	For suppression of soil-borne diseases, apply this product as a seed treatment at the rate of 1.5 – 2.5 fl. oz per 100 lbs. seed.

Regalia® Bioprotectant Concentrate has a **pre-harvest interval (PHI)** of 0 days.
Do not enter or allow worker entry into treated areas during the **restricted-entry interval (REI)** of 4 hours.

Crop	Target Disease	Application Method	Product Use Rate per Application	Application Instructions
------	----------------	--------------------	----------------------------------	--------------------------

42/65

Sugarcane	Brown Rust (<i>Puccinia melanocephala</i>) Orange Rust (<i>Puccinia kuehnii</i>)	Foliar (Ground)	1 – 2 quarts per acre	For ground applications to optimize disease control and to maximize yields, apply this product preventatively in 15 - 40 gallons of water per acre by ground application. Consult your local Extension Specialist or Crop Consultant regarding the optimum timing of fungicide applications. For improved performance, apply this product in a tank mix program with another registered fungicide.
		Foliar (Aerial)	0.5 - 1 quart per acre	For aerial applications, apply this product in a minimum of 3 gallons of water per acre. Consult your local Extension Specialist or Crop Consultant regarding the optimum timing of fungicide applications. For improved performance, apply this product in a tank mix program with another registered fungicide.
	<i>Fusarium</i> spp. <i>Phytophthora</i> spp. <i>Pythium</i> spp. <i>Rhizoctonia</i> spp.	In-Furrow	1 – 4 quarts per acre 2.2 - 8.8. per 1000 ft. row	For in-furrow applications at planting, apply this product as an in-furrow spray at the rate of 1 - 4 quarts per acre or 2.2 - 8.8 fluid ounces per 1000 feet of row according to the chart in the SOIL TREATMENT USE DIRECTIONS section. Apply this product in 5 - 15 gallons of water so as the spray is directed into the seed furrow just before the seeds are covered.
		Seed Treatment	1.5 – 2.5 fl. oz. per 100 lbs. seed	For suppression of soil-borne diseases, apply this product as a seed treatment at the rate of 1.5 – 2.5 fl. oz per 100 lbs. seed.

Regalia® Bioprotectant Concentrate has a **pre-harvest interval (PHI) of 0 days**.
Do not enter or allow worker entry into treated areas during the **restricted-entry interval (REI) of 4 hours**.

Crop	Target Disease	Application Method	Product Use	Application Instructions
------	----------------	--------------------	-------------	--------------------------

43/15

			Rate per Application	
Tobacco	Blue Mold* (<i>Peronospora tabacina</i>)	Foliar	1 - 4 quarts per acre	For foliar applications, apply this product at a rate of 2 - 4 quarts per acre when applied alone, or at 1 - 4 quarts per acre when tank mixed with another fungicide preventatively in a minimum of 50 gallons of water per acre. Avoid excessive amounts of water that result in spray material dripping from the foliage. If necessary, repeat applications at a 7-day interval.
	<i>Fusarium</i> spp. <i>Phytophthora</i> spp. <i>Pythium</i> spp. <i>Rhizoctonia</i> spp. <i>Verticillium</i> spp.	Plant Dip	1 - 4 quarts per 100 gallons of water	For plant dip applications, for improved plant growth and suppression of soil-borne diseases, apply this product in a 0.25 - 1% v/v suspension (1 - 4 quarts this product per 100 gallons water) as a pre-plant dip to tobacco roots and plants immediately prior to transplanting.

Regalia® Bioprotectant Concentrate has a pre-harvest interval (PHI) of 0 days.
Do not enter or allow worker entry into treated areas during the restricted-entry interval (REI) of 4 hours.

*Not for use in California.

Crop	Target Disease	Application Method	Product Use Rate per Application	Application Instructions
Tree Nut Crops Walnut (Black and English) Almond Beech nut Brazil nut Butternut Cashew Chestnut Chinquapin Filbert Hickory nut Macadamia nut	Walnut Blight™ (<i>Xanthomonas campestris</i>) Alternaria Late Blight Alternaria Leaf Spot (<i>Alternaria</i> spp.) Anthracnose* (<i>Collectotrichum</i> spp.) (<i>Gnomonia</i>)	Foliar (Ground)	1 - 4 quarts per acre	For ground applications, apply this product in 50 - 100 gallons of water per acre. this product can be tank mixed at the lower rate with another registered fungicide under heavy disease pressure. Walnut Blight - For preventative control, apply this product in 50-100 gallons of water per acre. Repeat applications at 7- to 10-day intervals. Under conditions of heavy disease pressure, tank mix this product with a copper-based fungicide.

9/9/65

Pecan Pistachio and other tree nut crops	<i>leptostyla</i> Bacterial Canker (<i>Erwinia nigrifluens</i>) (<i>Pseudomonas syringae</i>)			Dilute applications: this product can be applied by ground equipment to vine and tree crops in dilute applications of 100 - 400 gallons of water. Apply this product at a rate of 2 - 4 quarts per acre when applied alone, or at 1 - 4 quarts per acre when tank mixed with another fungicide. Avoid excessive amounts of water that result in the runoff of spray material.
	Botryosphaeria Blight (<i>Botryosphaeria dothidea</i>) Brown Rot (<i>Monilinia</i> spp.) Eastern Filbert Blight (<i>Anisogramma anomala</i>) Green Fruit Rot (<i>Botrytis cinerea</i>) Leaf Rust (<i>Tranzschelia discolor</i>) Scab* (<i>Cladosporium carpophilum</i>) (<i>Sphaceloma perseae</i>) Shot Hole (<i>Wilsonomyces carpophilus</i>)	Foliar (Aerial)	0.5 - 1 quart per acre	For aerial applications, apply this product in a minimum of 10 gallons per acre.
	<i>Fusarium</i> spp. <i>Phytophthora</i> spp. <i>Pythium</i> spp. <i>Rhizoctonia</i> spp. <i>Verticillium</i> spp.	Plant Dip (bare root)	1 - 4 quarts per 100 gallons of water	For plant dip applications for improved plant growth and suppression of soil-borne diseases, apply this product in a 0.25 - 1% v/v suspension (1 - 4 quarts this product per 100 gallons water) as a pre-plant dip immediately prior to transplanting.

Regalia® Bioprotectant Concentrate has a **pre-harvest interval (PHI)** of 0 days.
Do not enter or allow worker entry into treated areas during the **restricted-entry interval (REI)** of 4 hours.

*Not for use in California.

46/65

Regalia® Bioprotectant Concentrate has a **pre-harvest interval (PHI)** of 0 days.
Do not enter or allow worker entry into treated areas during the **restricted-entry interval (REI)** of 4 hours.

INTEGRATED PEST MANAGEMENT (IPM)

Many conventional fungicides have been tested in an IPM regime with Regalia® Bioprotectant Concentrate with very satisfactory results. One of the major objectives of IPM has been to reduce the probability of disease resistance development to a particular active ingredient.

The alternate use of (1-2 sprays) followed by a conventional, registered fungicide (1-2 sprays) has been successfully used in many crops. In addition, the use of tank mixes with a conventional fungicide has also been successful.

Follow label instructions of the particular registered product: Do not exceed amounts or treatment intervals on the label.

STORAGE AND DISPOSAL

Do not contaminate water, food, or feed by storage or disposal.

Pesticide Storage: Store in a cool, dry place. Avoid freezing.

Pesticide Disposal: To avoid wastes, use all material in this container by application according to label directions. If wastes cannot be avoided, offer remaining product to a waste disposal facility or pesticide disposal program (often such programs are run by state or local governments or by industry).

Container Handling (under 5 gallons): Non-refillable container. Do not reuse or refill this container. Triple rinse container (or equivalent) promptly after emptying. Triple rinse as follows: Empty the remaining contents into application equipment or a mix tank and drain for 10 seconds after the flow begins to drip. Fill the container ¼ full with water and recap. Shake for 10 seconds. Pour rinsate into application equipment or a mix tank or store rinsate for later use or disposal. Drain for 10 seconds after the flow begins to drip. Repeat this procedure two more times. Then offer for recycling if available, or puncture and dispose of in a sanitary landfill or by incineration. Do not burn unless allowed by state and local ordinances.

Container Handling (over 5 gallons): Non-refillable container. Do not reuse or refill this container Triple rinse as follows: Empty the remaining contents into application equipment or a mix tank. Fill the container ¼ full with water. Replace and tighten closures. Tip container on its side and roll it back and forth, ensuring at least one complete revolution, for 30 seconds. Stand the container on its end and tip it back and forth several times. Turn the container over onto its other end and tip it back and forth several times. Empty the rinsate into application equipment or a mix tank or store rinsate for later use or disposal. Repeat this procedure two more times. Then offer for recycling if available, or puncture and dispose of in a sanitary landfill or by incineration. Do not burn unless allowed by state and local ordinances.



Marrone Bio Innovations is a member of the Ag Container Recycling Council.
Visit <http://www.acrecycle.org/contact.html> for information on how to arrange pick-up of this empty pesticide container.

WARRANTY

To the extent consistent with applicable law, the seller makes no warranty, expressed or implied, of merchantability, fitness or otherwise concerning use of this product. The user assumes all risks of use, storage or handling that are not in strict accordance with the accompanying directions.

Label date:

Made in the U.S.A.

47/65

US Patents No. 4,863,734 and No. 5,989,429

Regalia® is a trademark of Marrone Bio Innovations, Inc.

Marrone Bio Innovations' name and logo are registered trademarks of Marrone Bio Innovations, Inc.

© **Marrone Bio Innovations, Inc.**

2121 Second St., Suite B-107, Davis, CA 95618

1-877-664-4476

www.marronebio.com

info@marronebio.com

48/65

Sublabel B: Turf & Professional Landscape Use

Regalia® Bioprotectant Concentrate

A plant extract to boost the plants' defense mechanisms to protect against certain fungal and bacterial diseases, and to improve plant health.

Active ingredient: Extract of *Reynoutria sachalinensis* 5 %
Other ingredients:..... 95 %
Total 100 %

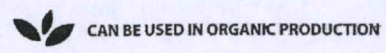
EPA Reg. No. 84059-3

EPA Est. No. 085970-FL-001
EPA Est. No. 047857-CA-001
EPA Est. No. 61842-CA-001

KEEP OUT OF REACH OF CHILDREN

CAUTION

FIRST AID	
IF SWALLOWED:	Call poison control center or doctor immediately for treatment advice. Have person sip a glass of water if able to swallow. Do not induce vomiting unless told to do so by the poison control center or doctor. Do not give anything by mouth to an unconscious person.
IF ON SKIN OR CLOTHING:	Take off contaminated clothing. Rinse skin immediately with plenty of water for 15-20 minutes. Call a poison control center or doctor for treatment advice.
IF INHALED:	Move person to fresh air. If person is not breathing, call 911 or an ambulance, then give artificial respiration, preferably by mouth-to-mouth if possible. Call a poison control center or doctor for further treatment advice.
IF IN EYES:	Hold eye open and rinse slowly and gently with water for 15-20 minutes. Remove contact lenses, if present, after the first 5 minutes, then continue rinsing eye. Call a poison control center or doctor for treatment advice.
Have the product container or label with you when calling a poison control center or doctor, or if going for treatment.	



LOT #: _____

Net Contents: 1 pint, 1 quart, 1 gallon, 2.5 gallon, 5 gallon, 55 gallon drum.
Marrone Bio Innovations, Inc. 2121 Second St. Suite B-107, Davis, CA 95618

49/65

**PRECAUTIONARY STATEMENTS
HAZARDS TO HUMANS AND DOMESTIC ANIMALS**

CAUTION: Causes moderate eye irritation. Avoid contact with eyes or clothing. Wear goggles or safety glasses. Wash thoroughly with soap and water after handling and before eating, drinking, chewing gum, using tobacco or using the toilet.

PERSONAL PROTECTIVE EQUIPMENT (PPE)

Applicators and other handlers must wear:

- Long-sleeved shirt and long pants
- Shoes plus socks
- Waterproof gloves
- Protective eyewear

Follow manufacturer's instructions for cleaning and maintaining PPE. If no such instructions for washables, use detergent and hot water. Keep and wash PPE separately from other laundry.

USER SAFETY RECOMMENDATION

Wash hands before eating, drinking, chewing gum, using tobacco or using the toilet.

ENVIRONMENTAL HAZARDS

For terrestrial uses: Do not apply directly to water, to areas where surface water is present, or to intertidal areas below the mean high water mark. Do not contaminate water when disposing of equipment washwater or rinsate.

DIRECTIONS FOR USE

It is a violation of Federal Law to use this product in a manner inconsistent with its labeling. Do not apply this product in a way that will contact workers or other persons, either directly or through drift. Only protected handlers may be in the area during application. For any requirements specific to your State or Tribe, consult the agency responsible for pesticide regulation.

AGRICULTURAL USE REQUIREMENTS

Use this product only in accordance with its labeling and with the Worker Protection Standard, 40 CFR Part 170. This standard contains requirements for the protection of agricultural workers on farms, forests, nurseries and greenhouses and handlers of agricultural pesticides. It contains requirements for training, decontamination, notification and emergency assistance. It also contains specific instructions and exemptions pertaining to the statements on this label about personal protective equipment (PPE) and the restricted-entry interval (REI). The requirements in this box only apply to uses of this product that are covered by the Worker Protection Standard.

Do not enter or allow worker entry into treated areas during the restricted-entry interval (REI) of 4 hours.

PPE required for early entry to treated areas that is permitted under the Worker Protection Standard and that involves contact with anything that has been treated such as plants, soil or water is:

- Coveralls
- Waterproof gloves
- Shoes plus socks
- Protective eyewear

50/65

NON-AGRICULTURAL USE REQUIREMENTS

The requirements in this box apply to uses of this product that are **not** within the scope of the Worker Protection Standard for agricultural pesticides (40 CFR Part 170). The WPS applies when this product is used to produce agricultural plants on farms, forests, nurseries or greenhouses.

Keep unprotected persons out of treated areas until sprays have dried.

GENERAL INFORMATION

Regalia® Bioprotectant Concentrate is an extract from the plant *Reynoutria* spp. for use on ornamental plants and turf. Regalia® Bioprotectant Concentrate applied to actively growing plants (see DIRECTIONS FOR USE) will improve plant health, and will help make the treated portions resistant to certain plant diseases. Use Regalia® Bioprotectant Concentrate as a preventative rather than a curative application. Apply prior to disease infestation to protect the growing leaf tissue. See specific information for diseases controlled and use rates on ornamental plants, and turf.

Regalia® Bioprotectant Concentrate can be used as a seed treatment, plant dip, soil drench, in-furrow spray, or applied through drip irrigation to control or suppress certain soil-borne diseases and to promote healthy root growth. See specific information for diseases controlled and use rates on treating seeds with Regalia® Bioprotectant Concentrate.

MODE OF ACTION

The extract obtained from *Reynoutria* spp. plant material contains active chemical compounds. The extract, when applied to the host plant, increases the plant's defense system due to a five-fold increase in phenolics and antioxidants, and strengthens cell walls. This induced resistance against important diseases is not systemic, but provides some translaminar protection. Repeat foliar applications at 7- to 14-day intervals to maintain induction and to protect new plant growth. The resistance induction takes place within one to two days.

Use Regalia® Bioprotectant Concentrate, therefore, as a preventative treatment.

MIXING AND APPLICATION INSTRUCTIONS

- SHAKE WELL PRIOR TO USE -

Regalia® Bioprotectant Concentrate is a micro-emulsion concentrate consisting of certain ingredients extracted from *Reynoutria* spp. Use 50-mesh nozzle screens or larger.

See **AERIAL APPLICATION** section for aerial application use directions.

See **CHEMIGATION** section for chemigation use directions.

See **PRE-PLANT DIP** section for pre-plant dip use directions.

See **SEED TREATMENT** section for seed treatment use directions.

See **SOIL TREATMENT** section for soil application use directions.

Use higher water volumes with larger sized crops and extensive foliage to secure thorough coverage.

Regalia® Bioprotectant Concentrate alone: Add ½ of the required amount of water to the mix tank. With the agitator running, add the Regalia® Bioprotectant Concentrate to the mix tank. Continue agitation while adding the remainder of the water. Begin application of the solution after the Regalia® Bioprotectant Concentrate has completely dispersed into the mix water. Maintain agitation until all the mixture has been applied.

Regalia® Bioprotectant Concentrate + tank-mixtures: Add ½ - ¾ of the required amount of water to the mix tank. Start the agitation before adding any tank mix partners. In general, tank-mix partners should be added in this order: wettable powders, dry flowable formulations, liquid flowable formulations, and emulsifiable formulations such as Regalia® Bioprotectant Concentrate. Always allow each tank-mix partner to become completely dispersed before adding the next component. Maintain continuous agitation until all components have been dispersed and throughout the application process. After all components are completely dispersed add the remainder of the water. Regalia® Bioprotectant Concentrate cannot be mixed with another product with a prohibition against mixing. Use of

51/65

the tank mix must be in accordance with the more restrictive label limitations and precautions. **Do not pre-mix Regalia® Bioprotectant Concentrate with any other tank-mix component prior to adding to the spray tank.**

Compatibility: Do not combine Regalia® Bioprotectant Concentrate in the spray tank with pesticides, adjuvants, or fertilizers if there has been no previous experience or use of the combination to show it is physically compatible, effective, and non-injurious under your use conditions.

Regalia® Bioprotectant Concentrate is compatible with many commonly used pesticides, fertilizers, adjuvants, and surfactants, but has not been evaluated with all potential combinations. To ensure compatibility of the tank mix combinations, evaluate prior to use as follows: Using a suitable container, add the proportional amounts of product to water. Add wettable powders first, then water dispersible granules, then liquid flowables, and lastly, emulsifiable concentrates. Mix thoroughly and let stand for at least five minutes. If the combination stays mixed or can be remixed, it is physically compatible. Test the mix on a small portion of the crop to be treated to ensure that a phytotoxic response will not occur as a result of the application.

AERIAL APPLICATION INSTRUCTIONS

Apply Regalia® Bioprotectant Concentrate by aerial application to the Edible Crops listed at the rate of 0.5 – 1 quart per acre in a minimum of 5 gallons of water per acre unless specified differently in the APPLICATION RATES section. Increasing the amount of water applied per acre may improve product performance. Follow all instructions to reduce aerial drift.

AERIAL DRIFT REDUCTION ADVISORY INFORMATION

GENERAL: Avoiding spray drift at the application site is the responsibility of the applicator. The interaction of many equipment and weather related factors determine the potential for spray drift. The applicator and the grower are responsible for considering all these factors when making decisions. Where states have more stringent regulations, they should be observed. Note: This section is advisory in nature and does not supersede the mandatory label requirements.

INFORMATION ON DROPLET SIZE: The most effective way to reduce drift potential is to apply large droplets. The best drift management strategy is to apply droplets large enough to provide sufficient coverage and control. Applying larger droplets reduces drift potential, but will not prevent drift if applications are made improperly, or under unfavorable environmental conditions (see Wind, Temperature and Humidity, and Temperature Inversions).

CONTROLLING DROPLET SIZE: Use high flow rate nozzles to apply the highest practical spray volume. Nozzles with higher rated flows produce larger droplets. Pressure – Do not exceed the nozzle manufacturer’s recommended pressures. For many nozzle types, lower pressure produces larger droplets. When high flow rates are needed, use higher flow rate nozzles instead of increasing pressure. Number of Nozzles – Use the minimum number of nozzles that provide uniform coverage. Nozzle Orientation – Orienting nozzles so that the spray is released parallel to the airstream produces larger droplets than other orientations and is the recommended practice. Significant deflection from horizontal will reduce droplet size and increase drift potential. Nozzle Type – Use a nozzle type that is designed for the intended application. With most nozzle types, narrower spray angles produce larger droplets. Consider using low-drift nozzles. Solid stream nozzles oriented straight back produce the largest droplets and the lowest drift.

BOOM WIDTH: For aerial applications, the boom width must not exceed 75% of the wingspan or 90% of the rotary blade. Use upwind swath displacement and apply only when wind speed is 3-10 mph as measured by an anemometer. Use medium or coarser spray according to ASAE 572 definition for standard nozzles or VMD for spinning atomizer nozzles. If application includes a no-spray zone, do not release spray at a height greater than 10 feet above the ground or crop canopy.

APPLICATION HEIGHT: Do not make application at a height greater than 10 feet above the top of the largest plants unless a greater height is required for aircraft safety. Making applications at the lowest height that is safe reduces exposure of droplets to evaporation and wind.

SWATH ADJUSTMENT: When applications are made with a crosswind, the swath will be displaced downward. Therefore, on the up and downwind edges of the field, the applicator must compensate for this displacement by adjusting the path of the aircraft upwind. Swath adjustment distance should increase with increasing drift potential (higher wind, smaller drops, etc.).

WIND: Drift potential is lowest between wind speeds of 2-10 mph. However, many factors, including droplet size and equipment type determine drift potential at any given speed. Application should be avoided below 2 mph due to variable wind direction and high inversion potential. **NOTE:** Local terrain can influence wind patterns. Every applicator should be familiar with local wind patterns and how they affect spray drift.

TEMPERATURE AND HUMIDITY: When making applications in low relative humidity, set up equipment to produce larger droplets to compensate for evaporation. Droplet evaporation is most severe when conditions are both hot and dry.

TEMPERATURE INVERSIONS: Do not apply during a temperature inversion because drift potential is high. Temperature inversions restrict vertical air mixing, which causes small, suspended droplets to remain in a concentrated cloud. This cloud can move in unpredictable directions due to the light variable winds common during inversions. Temperature inversions are characterized by increasing temperatures with altitude and are common on nights with limited cloud cover and light to no wind. They begin to form as the sun sets and often continue into the morning. Their presence can be indicated by ground fog; however, if fog is not present, inversions can also be identified by the movement of smoke from a ground source or an aircraft smoke generator. Smoke that layers and moves laterally in a concentrated cloud (under low wind conditions) indicates an inversion, while smoke that moves upward and rapidly dissipates indicates good vertical air mixing.

SENSITIVE AREAS: The pesticide should only be applied when the potential for drift to adjacent sensitive areas (e.g. residential areas, bodies of water, known habitat for threatened or endangered species, non-target crops) is minimal (e.g. when wind is blowing away from the sensitive areas). Do not allow spray to drift from the application site and contact people, structures people occupy at any time and the associated property, parks and recreation areas, non-target crops, aquatic and wetland areas, woodlands, pastures, rangelands, or animals.

CHEMIGATION USE DIRECTIONS

Apply Regalia® Bioprotectant Concentrate at 1 - 4 quarts per acre according to the instructions below unless specified differently in the **APPLICATION RATES** section.

CHEMIGATION

General Requirements -

- 1) Apply this product only through a drip system or sprinkler including center pivot, lateral move, end tow, side (wheel) roll, traveler, big gun, solid set, hand move, flood (basin), furrow, border or drip (trickle) irrigation systems. Do not apply this product through any other type of irrigation system.
- 2) Crop injury, lack of effectiveness, or illegal pesticide residues in the crop can result from non-uniform distribution of treated water.
- 3) If you have questions about calibration, you should contact State Extension Service specialists, equipment manufacturers or other experts.
- 4) Do not connect an irrigation system (including greenhouse systems) used for pesticide application to a public water system unless the pesticide label-prescribed safety devices for public water systems are in place.

- 5) A person knowledgeable of the chemigation system and responsible for its operation, or under the supervision of the responsible person, shall shut the system down and make necessary adjustments should the need arise.

Specific Requirements for Chemigation Systems Connected to Public Water Systems -

- 1) Public water system means a system for the provision to the public of piped water for human consumption if such system has at least 15 service connections or regularly serves an average of at least 25 individuals daily at least 60 days out of the year.
- 2) Chemigation systems connected to public water systems must contain a functional, reduced-pressure zone, backflow preventer (RPZ) or the functional equivalent in the water supply line upstream from the point of pesticide introduction. As an option to the RPZ, the water from the public water system should be discharged into a reservoir tank prior to pesticide introduction. There shall be a complete physical break (air gap) between the outlet end of the fill pipe and the top or overflow rim of the reservoir tank of at least twice the inside diameter of the fill pipe.
- 3) The pesticide injection pipeline must contain a functional, automatic, quick-closing check valve to prevent the flow of fluid back toward the injection pump.
- 4) The pesticide injection pipeline must contain a functional, normally closed, solenoid-operated valve located on the intake side of the injection pump and connected to the system interlock to prevent fluid from being withdrawn from the supply tank when the irrigation system is either automatically or manually shut down.
- 5) The system must contain functional interlocking controls to automatically shut off the pesticide injection pump when the water pump motor stops, or in cases where there is no water pump, when the water pressure decreases to the point where pesticide distribution is adversely affected.
- 6) Systems must use a metering pump, such as a positive displacement injection pump (e.g., diaphragm pump) effectively designed and constructed of materials that are compatible with pesticides and capable of being fitted with a system interlock.
- 7) Do not apply when wind speed favors drift beyond the area intended for treatment.

Specific Requirements for Sprinkler Chemigation -

- 1) The system must contain a functional check valve, vacuum relief valve and low-pressure drain appropriately located on the irrigation pipeline to prevent water source contamination from backflow.
- 2) The pesticide injection pipeline must contain a functional, automatic, quick-closing check valve to prevent the flow of fluid back toward the injection pump.
- 3) The pesticide injection pipeline must also contain a functional, normally closed, solenoid-operated valve located on the intake side of the injection pump and connected to the system interlock to prevent fluid from being withdrawn from the supply tank when the irrigation system is either automatically or manually shut down.
- 4) The system must contain functional interlocking controls to automatically shut off the pesticide injection pump when the water pump motor stops.
- 5) The irrigation line or water pump must include a functional pressure switch which will stop the water pump motor when the water pressure decreases to the point where pesticide distribution is adversely affected.
- 6) Systems must use a metering pump, such as a positive displacement injection pump (e.g., diaphragm pump) effectively designed and constructed of materials that are compatible with pesticides and capable of being filled with a system interlock.
- 7) Do not apply when wind speed favors drift beyond the area intended for treatment.

Specific Requirements for Flood (Basin), Furrow and Border Chemigation -

- 1) Systems using a gravity flow pesticide dispensing system must meter the pesticide into the water at the head of the field and downstream of a hydraulic discontinuity such as a drop structure or weir box to decrease potential for water source contamination from backflow if water flow stops.
- 2) The systems utilizing a pressurized water and pesticide injection system must meet the following requirements:
 - a. The system must contain a functional check valve, vacuum relief valve and low-pressure drain appropriately located on the irrigation pipeline to prevent water source contamination from backflow.

- 59/65
- b. The pesticide injection pipeline must contain a functional, automatic, quick-closing check valve to prevent the flow of fluid back toward the injection pump.
 - c. The pesticide injection pipeline must also contain a functional, normally closed, solenoid-operated valve located on the intake side of the injection pump and connected to the system interlock to prevent fluid from being withdrawn from the supply tank when the irrigation system is either automatically or manually shut down.
 - d. The system must contain functional interlocking controls to automatically shut off the pesticide injection pump when the water pump motor stops.
 - e. The irrigation line or water pump must include a functional pressure switch which will stop the water pump motor when the water pressure decreases to the point where pesticide distribution is adversely affected.
 - f. Systems must use a metering pump, such as a positive displacement injection pump (e.g., diaphragm pump) effectively designed and constructed of materials that are compatible with pesticides and capable of being filled with a system interlock.

Specific Requirements for Drip (Trickle) Chemigation -

- 1) The system must contain a functional check valve, vacuum relief valve and low-pressure drain appropriately located on the irrigation pipeline to prevent water source contamination from backflow.
- 2) The pesticide injection pipeline must contain a functional, automatic, quick-closing check valve to prevent the flow of fluid back toward the injection pump.
- 3) The pesticide injection pipeline must also contain a functional, normally closed, solenoid-operated valve located on the intake side of the injection pump and connected to the system interlock to prevent fluid from being withdrawn from the supply tank when the irrigation system is either automatically or manually shut down.
- 4) The system must contain functional interlocking controls to automatically shut off the pesticide injection pump when the water pump motor stops.
- 5) The irrigation line or water pump must include a functional pressure switch which will stop the water pump motor when the water pressure decreases to the point where pesticide distribution is adversely affected.
- 6) Systems must use a metering pump, such as a positive displacement injection pump (e.g., diaphragm pump) effectively designed and constructed of materials that are compatible with pesticides and capable of being filled with a system interlock.

Application Instructions for All Types of Chemigation -

- 1) Remove scale, pesticide residues, and other foreign matter from the chemical supply tank and entire injector system. Flush with clean water. Failure to provide a clean tank, void of scale or residues may cause product to lose effectiveness or strength.
- 2) Determine the treatment rates as indicated in the directions for use and make proper dilutions. Product can be applied continuously or at any time during the water application.
- 3) Prepare a solution in the chemical tank by filling the tank with the required water and then adding product as required.

PRE-PLANT DIP USE DIRECTIONS

Regalia® Bioprotectant Concentrate can be applied as a pre-plant dip for improved plant health and suppression of certain soil-borne diseases. Apply Regalia® Bioprotectant Concentrate in 1 - 4 quarts product per 100 gallons of water as a pre-plant dip immediately prior to transplanting, unless specified differently in the APPLICATION RATES section.

SEED TREATMENT USE DIRECTIONS

Regalia® Bioprotectant Concentrate can be applied as a seed dressing for suppression of soil-borne diseases to improve early-season root growth. Regalia® Bioprotectant Concentrate may be applied as a water-based slurry with other registered seed treatment insecticides and fungicides through standard slurry- or mist-type commercial seed treatment equipment.

55/65

Mixing instructions: Prepare no more mixture than is required for the immediate operation. Agitate the solution continuously during mixing and application. Mechanical mixing is recommended for proper mixing of Regalia® Bioprotectant Concentrate mixtures.

Regalia® Bioprotectant Concentrate alone: Add ½ of the required amount of water to the mix tank. With the agitator running, add the Regalia® Bioprotectant Concentrate to the mix tank. Continue agitation while adding the remainder of the water. Begin application of the solution after the Regalia® Bioprotectant Concentrate has completely dispersed into the mix water. Maintain agitation until all the mixture has been applied.

Regalia® Bioprotectant Concentrate+ tank-mixtures: Add ½ of the required amount of water to the mix tank. Start the agitation before adding any tank mix partners. In general, tank-mix partners should be added in this order: wettable powders, dry flowable formulations, liquid flowable formulations, and emulsifiable formulations such as Regalia® Bioprotectant Concentrate. Always allow each tank-mix partner to become completely dispersed before adding the next component. Maintain continuous agitation until all components have been dispersed and throughout the application process.

Note: When using Regalia® Bioprotectant Concentrate in tank-mixtures, all products in water soluble packaging should be added to the tank before any other tank-mix partner, including Regalia® Bioprotectant Concentrate. Allow the water-soluble packaging to completely dissolve and the product(s) to completely disperse before adding any other tank-mix partner to the tank.

If using Regalia® Bioprotectant Concentrate in a tank mixture with other seed treatment products, observe all directions for use, crops/sites, use rates, dilution ratios, precautions, and limitations which appear on the tank-mix partner label. No label dosage may be exceeded and the most restrictive label precautions and limitations must be followed. This product should not be mixed with any product which prohibits such mixing.

Note: Federal law requires that bags containing treated seeds shall be labeled with the following information: "This seed has been treated with Regalia® Bioprotectant Concentrate fungicide. Do not use for food, feed, or oil purposes. Store away from feed and foodstuffs." **Treated seed bagged for later use must contain an EPA-approved dye or colorant that imparts an unnatural color to the seed.**

SOIL TREATMENT USE DIRECTIONS

Regalia® Bioprotectant Concentrate can be applied by soil drench, in-furrow spray, or soil injection to improve plant health and to protect against certain soil-borne diseases.

In general, Regalia® Bioprotectant Concentrate can be applied by the following methods, unless specified differently in the APPLICATION RATES section:

Soil Drench Applications:

Apply Regalia® Bioprotectant Concentrate at a concentration of 1 - 3 quarts per 100 gallons of water, and at a sufficient rate to thoroughly soak the growing media and root zone. Make an initial application of Regalia® Bioprotectant Concentrate during or shortly after transplant to reduce transplant shock, suppress soil-borne diseases and improve root growth. Multiple drench applications can be made on a 10 -14 day interval.

Shanked-In and Injected Applications:

Regalia® Bioprotectant Concentrate can be shanked-in or injected into the soil alone, or with most types of liquid nutrients.

In-Furrow Applications:

At planting, apply Regalia® Bioprotectant Concentrate as an in-furrow spray at the rate of 1 - 4 quarts per acre or 2.2 - 8.8 fluid ounces per 1000 feet of row according to the chart below. Apply Regalia® Bioprotectant Concentrate in 5 to 15 gallons of water so as the spray is directed into the seed furrow just before the seeds are covered.

Rate	In-Furrow Application Rates Product per Acre (fl. oz.)
------	---

	30" Rows	32" Rows	34" Rows	36" Rows	38" Rows	40" Rows
2.2 fl. oz. per 1000 ft. row	38.3	36.0	33.8	32.0	30.3	28.7
8.8 fl. oz. per 1000 ft. row	153.2	144.0	135.2	128.0	121.2	114.8

30" = 17,424 row ft./acre, 32" = 16,315 row ft./acre, 34" = 15,374 row ft./acre, 36" = 14,520 row ft./acre, 38" = 13,754 row ft./acre, 40" = 13,068 row ft./acre.

APPLICATION RATES

Regalia® Bioprotectant Concentrate used as specified will improve plant health, and induce the defense system of the treated plants listed below towards the diseases specified below.

The general recommended use rate for Regalia® Bioprotectant Concentrate applied alone or as an alternate spray is 2 - 4 quarts per 100 gallons of water (0.5-1.0% v/v dilution of Regalia® Bioprotectant Concentrate concentrate) applied at 50 - 100 gallons of water per acre. When tank mixed with another fungicide, the use rate for Regalia is 1 - 4 quarts in 100 gallons of water applied at 50 - 100 gallons of water per acre. Use higher water volumes with larger sized crops and extensive foliage in order to secure thorough coverage. See specific application recommendations for additional details.

For greenhouse application, the recommended use rate for Regalia® Bioprotectant Concentrate is 2 - 4 quarts in 100 gallons of water (0.5-1.0% v/v dilution of Regalia® Bioprotectant Concentrate concentrate) sprayed until just before point of runoff. When tank mixed with another fungicide, the use rate for Regalia® Bioprotectant Concentrate is 1 - 4 quarts in 100 gallons of water. Repeat at 7- to 14-day intervals as needed. See specific application recommendations for additional details.

Crop	Target Disease	Application Method	Product Use Rate per Application	Application Instructions
Ornamentals Herbaceous Ornamentals Flowering Plants Foliage Plants Woody Ornamentals Broadleaves, Shrubs and Trees Conifers, Shrubs and Trees	Anthracnose (<i>Colletotrichum</i> spp.)	Foliar	1 - 4 quarts per acre	For foliar applications, mix this product concentrate with water at a concentration of 2 - 4 quarts this product per 100 gallons of water when used alone or 1 - 4 quarts per 100 gallons of water when tank mixed with another fungicide.
	Bacteria (<i>Erwinia</i> spp.) (<i>Pseudomonas</i> spp.) (<i>Xanthomonas</i> spp.)			
	Black Spot of Rose (<i>Diplocarpon rosae</i>)			This product may be used to control certain diseases of container, bench, flat, plug, bed, or field-grown ornamentals in greenhouses, shade-
	Blossom Blight (<i>Monilinia</i> spp.) Downy Mildew			

<p>(<i>Peronospora</i> spp.) (<i>Plasmopara viburni</i>)</p> <p>Gray Mold (<i>Botrytis cinerea</i>)</p> <p>Leaf Spot (<i>Alternaria</i> spp.) (<i>Cercospora</i> spp.) (<i>Entomosporium</i> spp.) (<i>Myrothecium</i> spp.) (<i>Septoria</i> spp.)</p> <p>Powdery Mildew (<i>Erysiphe</i> spp.) (<i>Oidium</i> spp.) (<i>Podosphaera</i> spp.) (<i>Sphaerotheca</i> spp.)</p> <p>Rust (<i>Puccinia</i> spp.)</p> <p>Scab (<i>Venturia</i> spp.)</p>			<p>houses, outdoor nurseries, retail nurseries, and other landscape areas.</p>
<p><i>Fusarium</i> spp. <i>Phytophthora</i> spp. <i>Pythium</i> spp. <i>Rhizoctonia</i> spp. <i>Verticillium</i> spp.</p>	<p>Soil Drench</p>	<p>1 - 3 quarts per 100 gallons</p>	<p>For soil drench applications, apply this product at a concentration of 1 - 3 quarts per 100 gallons of water, and at a sufficient rate to thoroughly soak the growing media and root zone. Make an initial application of this product during or shortly after transplant to reduce transplant shock, suppress soil-borne diseases and improve root growth. Multiple drench applications can be made on a 10-14 day interval.</p>
	<p>Plant Dip</p>	<p>1 - 4 quarts per 100 gallons of water</p>	<p>For plant dip applications for improved plant growth and suppression of soil-borne diseases, apply this product in a 0.25 - 1% v/v suspension (1 - 4 quarts this product per 100 gallons water) as a pre-plant dip immediately prior to transplanting.</p>

58/65

Do not enter or allow worker entry into treated areas during the restricted-entry interval (REI) of 4 hours.

The following plant species have been treated with Regalia® Bioprotectant Concentrate to prevent disease.

Plants investigated:

Annual and Perennial Flowering Plants

Begonias, Freesias, Geraniums, Gerbera, Impatiens, *Lamium*, Lisianthus, Petunias, Poinsettias, Roses, Salvias, Snapdragons, Zinnias.

Trees and Shrubs

Azalea, Boxwood, Crape Myrtle, Dogwood, Indian Hawthorne, Jumbo Azalea, Lilac, Loropetalum, Japanese Maple, Japanese Privet, *Photinia*, Rhododendron, *Rosaceae*, Soft Touch Holly, Spirea, *Viburnum*.

Tropical Foliage

Aglaonema, *Dieffenbachia*, *Dracaena*, English Ivy, *Hibiscus*, Leatherleaf Fern, *Spathiphyllum*.

Since it is not possible to test all ornamental species or varieties grown in the greenhouse, test Regalia® Bioprotectant Concentrate on a few plants prior to large-scale usage.

Crop	Target Disease	Application Method	Product Use Rate per Application (per 1,000 sq. ft.)	Product Use Rate per Application (per Acre)	Application Instructions
Turfgrass Bluegrass Bentgrass Bermudagrass Dichondra Fescue Orchardgrass <i>Poa annua</i> Ryegrass St. Augustine Zoysia mixtures and other grasses	Anthracnose (<i>Colletotrichum graminicola</i>) Bentgrass/Bermudagrass Dead Spot (<i>Ophiosphaerella agrostis</i>) Bermudagrass Decline (<i>Gaeumannomyces graminis</i> var. <i>graminis</i>) Brown patch (<i>Rhizoctonia solani</i>) Copper Spot (<i>Gloeocercospora sorghi</i>) Dichondra Rust (<i>Puccinia dichondrae</i>) Dollar Spot (<i>Lanzia</i> spp.) (<i>Moellerodiscus</i> spp.)	Foliar	1 – 3 fl. oz. per 1000 sq. ft. in a minimum of 1.5 gallons of water	3 – 8 pints per acre in a minimum of 50 gallons of water	This product aids in control of turf diseases and improves turf quality. For improved performance under moderate to severe disease pressure, reduce spray intervals or use this product in a tank mix or rotational program with other registered fungicides. Begin applications preventatively (before disease symptoms become visible) and treat at 7-14 day intervals as needed. Spray water volumes must be of at least 1.5 gallons
Ornamental Grasses					

59/65

<p>formerly <i>Sclerotinia homeocarpa</i></p> <p>Fusarium Patch (<i>Fusarium nivale</i>)</p> <p>Gray Leaf Spot (<i>Pyricularia grisea</i>)</p> <p>Melting Out Leaf Spot (<i>Bipolaris</i> spp.) (<i>Drechslera</i> spp.)</p> <p>Necrotic Ring Spot (<i>Leptosphaeria korrae</i>)</p> <p>Pink Patch (<i>Limonomyces roseipellis</i>)</p> <p>Powdery Mildew (<i>Erysiphe graminis</i>)</p> <p>Pythium Blight Pythium Root Rot (<i>Pythium aphanidermatum</i>) (<i>Pythium</i> spp.)</p> <p>Red Thread (<i>Laetisaria fuciformis</i>)</p> <p>Rust (<i>Puccinia</i> spp.)</p> <p>Rhizoctonia Large Patch (<i>Rhizoctonia solani</i>)</p> <p>Snowmold, Gray (<i>Typhula</i> spp.)</p> <p>Snowmold, Pink (<i>Microdochium nivale</i>)</p> <p>Southern Blight (<i>Sclerotium rolfsii</i>)</p> <p>Spring Dead Spot (<i>Leptosphaeria korrae</i>) (<i>Leptosphaeria narmari</i>) (<i>Ophiosphaerella herpotricha</i>) (<i>Gaeumannomyces graminis</i>)</p>				<p>of water per 1000 sq. ft. Under moderate to high disease pressure, tank mix with other registered fungicides.</p>
---	--	--	--	--

	<p>Stripe Smut (<i>Ustilago striiformis</i>) (<i>Urocystis agropyri</i>)</p> <p>Summer Bentgrass Decline</p> <p>Summer Patch Poa Patch (<i>Magnaporthe poae</i>)</p> <p>Take-All Patch (<i>Gaeumannomyces graminis</i>)</p> <p>Yellow Patch (<i>Rhizoctonia cerealis</i>)</p> <p>Yellow Tuft/Downy Mildew (<i>Sclerophthora macrospora</i>)</p> <p>Zoysia Patch (<i>Rhizoctonia solani</i>)</p>				
	<p><i>Fusarium</i> spp.</p> <p><i>Phytophthora</i> spp.</p> <p><i>Pythium</i> spp.</p> <p><i>Rhizoctonia</i> spp.</p> <p><i>Verticillium</i> spp.</p>	<p>Seed Treatment</p>	<p>1.5 – 2.5 fl. oz. per 100 lbs. seed</p>		<p>For suppression of soil-borne diseases, apply this product as a seed treatment at the rate of 1.5 – 2.5 fl. oz per 100 lbs. seed.</p>

Do not enter or allow worker entry into treated areas during the restricted-entry interval (REI) of 4 hours.

STORAGE AND DISPOSAL

Do not contaminate water, food, or feed by storage or disposal.
Pesticide Storage: Store in a cool, dry place. Avoid freezing.
Pesticide Disposal: To avoid wastes, use all material in this container by application according to label directions. If wastes cannot be avoided, offer remaining product to a waste disposal facility or pesticide disposal program (often such programs are run by state or local governments or by industry).

61/65

Container Handling: Non-refillable container. Do not reuse or refill this container. Triple rinse container (or equivalent) promptly after emptying. Triple rinse as follows: Empty the remaining contents into application equipment or a mix tank and drain for 10 seconds after the flow begins to drip. Fill the container ¼ full with water and recap. Shake for 10 seconds. Pour rinsate into application equipment or a mix tank or store rinsate for later use or disposal. Drain for 10 seconds after the flow begins to drip. Repeat this procedure two more times. Then offer for recycling if available, or puncture and dispose of in a sanitary landfill or by incineration. Do not burn unless allowed by state and local ordinances.

Container Handling (over 5 gallons): Non-refillable container. Do not reuse or refill this container Triple rinse as follows: Empty the remaining contents into application equipment or a mix tank. Fill the container ¼ full with water. Replace and tighten closures. Tip container on its side and roll it back and forth, ensuring at least one complete revolution, for 30 seconds. Stand the container on its end and tip it back and forth several times. Turn the container over onto its other end and tip it back and forth several times. Empty the rinsate into application equipment or a mix tank or store rinsate for later use or disposal. Repeat this procedure two more times. Then offer for recycling if available, or puncture and dispose of in a sanitary landfill or by incineration. Do not burn unless allowed by state and local ordinances.

Marrone Bio Innovations is a member of the Ag Container Recycling Council.
 Visit <http://www.acrecycle.org/contact.html> for information on how to arrange pick-up of this empty pesticide container.



WARRANTY

To the extent consistent with applicable law, the seller makes no warranty, expressed or implied, of merchantability, fitness or otherwise concerning use of this product. The user assumes all risks of use, storage or handling that are not in strict accordance with the accompanying directions.

Label date:

Made in the U.S.A.

US Patents No. 4,863,734 and No. 5,989,429

Regalia® is a trademark of Marrone Bio Innovations, Inc.
 Marrone Bio Innovations' name and logo are registered trademarks of Marrone Bio Innovations, Inc.

© Marrone Bio Innovations, Inc.
 2121 Second St., Suite B-107, Davis, CA 95618
 1-877-664-4476
www.marronebio.com
info@marronebio.com

62/65

Sublabel C: Home & Garden Use

Regalia® Bioprotectant Concentrate

A plant extract to boost the plants' defense mechanisms to protect against certain fungal and bacterial diseases, and to improve plant health.

Active ingredient: Extract of *Reynoutria sachalinensis* 5 %
Other ingredients:..... 95 %
Total 100 %

EPA Reg. No. 84059-3

EPA Est. No. 085970-FL-001
EPA Est. No. 047857-CA-001
EPA Est. No. 61842-CA-001

**KEEP OUT OF REACH OF CHILDREN
CAUTION**

FIRST AID	
IF SWALLOWED:	Call poison control center or doctor immediately for treatment advice. Have person sip a glass of water if able to swallow. Do not induce vomiting unless told to do so by the poison control center or doctor. Do not give anything by mouth to an unconscious person.
IF ON SKIN OR CLOTHING:	Take off contaminated clothing. Rinse skin immediately with plenty of water for 15-20 minutes. Call a poison control center or doctor for treatment advice.
IF INHALED:	Move person to fresh air. If person is not breathing, call 911 or an ambulance, then give artificial respiration, preferably by mouth-to-mouth if possible. Call a poison control center or doctor for further treatment advice.
IF IN EYES:	Hold eye open and rinse slowly and gently with water for 15-20 minutes. Remove contact lenses, if present, after the first 5 minutes, then continue rinsing eye. Call a poison control center or doctor for treatment advice.
Have the product container or label with you when calling a poison control center or doctor, or if going for treatment.	



CAN BE USE IN ORGANIC GARDENING



LOT #: _____

Net Contents: 1 pint, 1 quart, 1 gallon, 2.5 gallon,
Marrone Bio Innovations, Inc. 2121 Second St. Suite B-107, Davis, CA 95618

63/65



PRECAUTIONARY STATEMENTS

HAZARDS TO HUMANS AND DOMESTIC ANIMALS - CAUTION: Causes moderate eye irritation. Avoid contact with eyes, skin or clothing. Wash thoroughly with soap and water after handling and before eating, drinking, chewing gum, using tobacco or using the toilet. Remove contaminated clothing and wash before reuse.

ENVIRONMENTAL HAZARDS: To protect the environment, do not allow pesticide to enter or run off into storm drains, drainage ditches, gutters or surface waters. Applying this product in calm weather when rain is not predicted for the next 24 hours will help to ensure that wind or rain does not blow or wash pesticide off the treatment area. Rinsing application equipment over the treated area will help avoid runoff to water bodies or drainage systems.

DIRECTIONS FOR USE

It is a violation of Federal law to apply this product in a manner inconsistent with its labeling.

HOME AND GARDEN USE DIRECTIONS

Regalia® Bioprotectant Concentrate is a broad spectrum fungicide used for the control or suppression of a broad range of foliar diseases. Regalia® Bioprotectant Concentrate may be used on vegetable crops, roses, fruits, nuts, flowers, foliage, houseplants, trees and shrubs located in residential landscapes. Regalia® Bioprotectant Concentrate can be applied up to and on the day of harvest on all fruits and vegetables.

WHEN TO USE

For best results, apply Regalia® Bioprotectant Concentrate prior to disease development or at the first sign of diseases and continue applying on a 7-day schedule or as needed.

BEFORE YOU USE

- Read and follow these directions when using:
- Do not allow spray to drift from application site.
- Use only with pressurized hand-held sprayers or spray trigger bottles.
- Do not allow spray mixture to stand overnight or for prolonged periods.

Regalia® Bioprotectant Concentrate can be applied in commonly used pressurized hand-held sprayers, spray trigger bottles and hose-end sprayers.

HOW TO USE FOR HAND-HELD SPRAYERS AND SPRAY TRIGGER BOTTLES

- Shake well before use.
- Fill sprayer or bottle with appropriate amount of water and concentrate.
- Mix the spray solution thoroughly.
- Keep the spray solution agitated during application.

HOW TO USE FOR HOSE-END SPRAYERS

- Shake well before use.
- Follow hose-end sprayer instructions to determine how to fill, set dial, clean and disconnect from hose.
- Set dial on sprayer to deliver rate as directed below.

HOW MUCH TO USE FOR ALL APPLICATIONS:

- 1 fluid ounce (2 TBSP) of Regalia® Bioprotectant Concentrate per gallon of water.
- Spray plants to complete wetness, covering both top and bottom leaf surfaces to ensure complete coverage.

Some pesticides can cause phytotoxic effects ranging from slight burning or browning of leaves to distorted leaves, fruit, flowers or stems. Damage symptoms may vary with the type of plant that has been treated. It is impossible to test all plant species for phytotoxicity. To assure that the plants to be treated are not sensitive to the treatment, apply

64/65

a small amount of the product to a few leaves or the above ground portion of the plant and check back in 2-4 days for signs of phytotoxicity. Use product according to label directions.

DISEASES CONTROLLED OR SUPPRESSED ON VEGETABLES, FRUITS, NUTS, ORNAMENTAL PLANTS, TREES, SHRUBS, FLOWERS, FOLIAGE AND TROPICAL PLANTS

- Anthrachnose (*Colletotrichum* spp.)
- Bacteria (*Erwinia* spp., *Pseudomonas* spp., *Xanthomonas* spp.)
- Bacterial Leaf Blight (*Xanthomonas campestris*)
- Bacterial Speck (*Pseudomonas syringae* pv. Tomato)
- Bacterial Spot (*Xanthomonas* spp.)
- Bean Rust (*Uromyces appendiculatus*)
- Black Mold (*Alternaria alternata*)
- Black Rot/Black Crown Rot (*Alternaria* spp.)
- Black Spot of Rose (*Diplocarpon rosea*)
- Botrytis (*Botrytis* spp.)
- Botrytis Leaf Blight (*Botrytis squamosa*)
- Botrytis Neck Rot (*Botrytis* spp.)
- Downy Mildew (*Bremia lactucae*, *Peronospora* spp., and *Plasmopara viticola*) - suppression
- Early Blight (*Alternaria solani*)
- Fire Blight (*Erwinia amylovora*) – suppression
- Gray Mold (*Botrytis cinerea*)
- Greasy Spot (*Mycosphaerella citri*)
- Late Blight (*Phytophthora infestans*) – suppression
- Leaf Spots (*Alternaria* spp., *Cercospora* spp. *Septoria* spp.)
- Onion Downy Mildew (*Peronospora destructor*)
- Onion Purple Blotch (*Alternaria porri*)
- Pin Rot (*Alternaria/Xanthomonas* complex)
- Powdery Mildew (*Uncinula necator*, *Erysiphe* spp., *Sphaerotheca* spp., *Oidiopsis taurica*, *Leveillula taurica*, *Podosphaera leucotricha*, *Oidium* spp., *Podosphaera* spp.)
- Rust (*Puccinia* spp.)
- Scab (*Venturia* spp.) - suppression
- Sclerotinia Head and Leaf Drop (*Sclerotinia* spp.) – suppression
- Sour Rot (*Alternaria tenuis*, *Aspergillus* spp., *Botrytis cinerea*, *Cladosporium herbarum*, *Penicillium* spp., *Rhizopus arrhizus*)
- Target Spot (*Corynespora cassiicola*)
- Walnut Blight (*Xanthomonas campestris*)

STORAGE AND DISPOSAL

Do not contaminate water, food, or feed by storage or disposal.

Pesticide Storage: Store in a cool, dry place. Avoid freezing.

Pesticide Disposal and Container Handling: If empty: Nonrefillable container. Do not reuse or refill this container. Place in trash and offer for recycling if available.

If partially filled: Call your local solid waste agency or (800) 858-7378 (National Pesticide Information Center) for disposal instructions. Never place unused product down any indoor or outdoor drain.

WARRANTY

To the extent consistent with applicable law, the seller makes no warranty, expressed or implied, of merchantability, fitness or otherwise concerning use of this product. The user assumes all risks of use, storage or handling that are not in strict accordance with the accompanying directions.

Label date:

Made in the U.S.A.

65/65

US Patents No. 4,863,734 and No. 5,989,429

Regalia® is a trademark of Marrone Bio Innovations, Inc.

Marrone Bio Innovations' name and logo are registered trademarks of Marrone Bio Innovations, Inc.

© **Marrone Bio Innovations, Inc.**

2121 Second St., Suite B-107, Davis, CA 95618

1-877-664-4476

www.marronebio.com

info@marronebio.com