

83893-1

10/24/2007

117



U.S. ENVIRONMENTAL PROTECTION AGENCY

Office of Pesticide Programs
Registration Division (7505P)
1200 Pennsylvania Ave., N.W.
Washington, D.C. 20460

NOTICE OF PESTICIDE:

- Registration
- Reregistration

(under FIFRA, as amended)

EPA Reg. Number:

83893-1

Date of Issuance:

OCT 24 2007

Term of Issuance:

Conditional

Name of Pesticide Product:

Greenleaf Fertilizer with Weed Control

Name and Address of Registrant (include ZIP Code):

Greenleaf LLC
13960 Palm Rd
Neosho, MO
64850

Note: Changes in labeling differing in substance from that accepted in connection with this registration must be submitted to and accepted by the Registration Division prior to use of the label in commerce. In any correspondence on this product always refer to the above EPA registration number.


On the basis of information furnished by the registrant, the above named pesticide is hereby registered/reregistered under the Federal Insecticide, Fungicide and Rodenticide Act.

Registration is in no way to be construed as an endorsement or recommendation of this product by the Agency. In order to protect health and the environment, the Administrator, on his motion, may at any time suspend or cancel the registration of a pesticide in accordance with the Act. The acceptance of any name in connection with the registration of a product under this Act is not to be construed as giving the registrant a right to exclusive use of the name or to its use if it has been covered by others.

This product is conditionally registered in accordance with FIFRA section 3(c)(7)(A) provided you agree in writing to

1. Move the First Aid section to the Front Panel of the label, directly after the signal word. Place the First Aid section in a box. Change the First Aid statements to "If in eyes: Hold eye open and rinse slowly and gently with water for 15-20 minutes. Remove contact lenses, if present, after the first 5 minutes, then continue rinsing. Call a poison control center or doctor for treatment advice. If on skin: Take off contaminated clothing. Rinse skin immediately with plenty of water for 15-20 minutes. Call a poison control center or doctor for treatment advice. If swallowed: Call a poison control center or doctor immediately for treatment advice. Have person sip a glass of water if able to swallow. Do not induce vomiting unless told to by a poison control center or doctor. Do not give anything to an unconscious person. If inhaled: Move person to fresh air. If person is not breathing, call 911 or an ambulance, then give artificial respiration, preferably mouth-to-mouth if possible. Call a poison control center or doctor for further treatment advice."
2. To the Ingredients section change the % of Mecoprop-p to "1.04%" and the % of the other ingredients to "97.92%".

3. Move the Hazards to Humans and Domestic Animals to the front panel of the label directly after the First Aid section. Change the Hazards to Humans and Domestic Animals section to "Causes eye irritation. Harmful if swallowed. Avoid contact with eyes, skin, or clothing."
4. Change the Environmental Hazards statements to "This pesticide is toxic to fish and aquatic invertebrates. Do not apply directly to water, to areas where surface water is present, or to intertidal areas below the mean high water mark except as noted on appropriate labels. Drift and runoff may be hazardous to aquatic organisms in water adjacent to treated areas. Do not contaminate water when disposing of equipment washwaters or rinseate. This chemical has properties and characteristics associated with chemicals detected in groundwater. The use of this chemical in areas where soils are permeable, particularly where the water table is shallow, may result in groundwater contamination. Application around a cistern or well may result in contamination of drinking water or groundwater."
5. To the Storage and Disposal section change the heading "Storage" to "Pesticide Storage" and "Disposal" to "Pesticide Disposal". Place the Storage and Disposal section in a box.
6. To the Directions for Use section under a heading "General Precautions and Restrictions" add "Do not apply this product in a way that will contact any person or pet, either directly or through drift. Keep people and pets out of the area during application. Do not allow people or pets to enter the treated area until dusts have settled". Delete these statements from where they occur under the Precautionary Statements.

Signature of Approving Official:  Joanne Miller, Product Manager (23) Herbicide Branch, Registration Division (7505P)	Date: OCT 24 2007
--	--------------------------

EPA Form 8570-6

You will submit one copy of your final printed labeling before you release the product for shipment. A stamped copy of labeling is enclosed for your records. If you have any questions please contact Erik Kraft at 703-308-9358.

Greenleaf Fertilizer with Weed Control

22-4-11

Optional text in brackets [].

TREATS AND FERTILIZES **5,000** SQUARE FEET

Weed control plus lawn fertilizer for use on bahia, bermuda, bluegrass, centipede, fescue, ryegrass or zoysia lawns.

[Illustration]

- Clears out dandelions and over 50 other broadleaf weeds
- Controls dandelions and more than 50 other broadleaf weeds
- Clears out clover and more than 50 broadleaf weeds and helps prepare your lawn for winter plus fertilizes
- Builds a thicker, sturdier weed-free lawn for the fall
- Apply as last feeding in fall

Do not use on St. Augustinegrass, Carpetgrass, dichondra, or lippia.

ACTIVE INGREDIENTS:

2, 4-D†1.04%

Mecoprop-p ††0.52%

OTHER INGREDIENTS:.....98.44%

Total 100.00%

EPA Reg. No. 083893-XXX

EPA Est. No.083893-MO-001

†CAS #94-75-7

††CAS # 16484-77-8

**ACCEPTED
with COMMENTS
In EPA Letter Dated:**

OCT 24 2007
Under the Federal Insecticide,
Fungicide, and Rodenticide Act
as amended, for the pesticide
registered under EPA Reg. No.

83893-1


KEEP OUT OF REACH OF CHILDREN

CAUTION

[See back for additional precautionary statements. See back for directions.]

Made in U.S.A.

NET WEIGHT XX.XX lb (X.XX kg)




LEFT GUSSET-

Greenleaf Fertilizer with Weed Control

RIGHT GUSSET-

Greenleaf Fertilizer with Weed Control



BACK PANEL

Directions for use

It is a violation of Federal law to use this product in a manner inconsistent with its labeling. This product applies 1.5 pounds of 2, 4-D per acre per application. The maximum number of broadcast applications per treatment site is two per year.

Greenleaf Fertilizer with Weed Control helps you get a thicker, sturdier lawn with increased root development. Apply it as your last feeding of the year to help prepare you lawn for winter and provide better lawn in the spring.

APPLICATION

- Apply any time weeds are actively growing (when daytime temperatures are consistently above 60°F).
- Apply on a calm day.
- For best results apply to moist grass. To help particles stick to weed leaves, the grass should be thoroughly watered or wet from dew before applying Greenleaf Fertilizer with Weed Control.
- On bahia and centipedegrass lawns, wait until after the second mowing of the year, but NOT before mid-March. In the fall, DO NOT treat centipede after the first of October and DO NOT treat bahia after the first of November.
- Do not use this product on flowers, shrubs, fruit or vegetable plants or on creeping bentgrass, St Augustinegrass, and dichondra lawns. On bermudagrass, bahiagrass, centipedegrass zoysiagrass lawns, under certain conditions, some temporary discoloration may result.

WATERING OR RAIN

Do not water your lawn for 24 hours after application. Water will wash the weed control off the weed's leaves and reduce the effectiveness of this product.

This product should not be applied if rain is expected within the next 24 hours.



**IMPORTANT
WHAT TO EXPECT**

Weed stems and leaves will begin to twist and curl in a few days, but a month or more may be required for complete control.

This product will not prevent weed seeds from producing new plants

EXTREME TEMPERATURES

Avoid applying when temperatures are consistently above 90°F.

SEEDING/SODDING/SPRIGGING

Wait until the new grass has been mowed at least four times before applying Greenleaf Fertilizer with Weed Control. If you are planning to seed, sod or sprig, you should wait at least one month after you have applied Greenleaf Fertilizer with Weed Control.

Easy To Apply

For use on bahiagrass, bermudagrass, bluegrass, centipedegrass, fescues, ryegrass, or zoysiagrass lawns

aster	chicory	filaree	morninglory	scarlet pimpernel
bitter cress	chickweed	fleabane	mustard	shadflower
black medic	cinquefoil	ground ivy	pennywort	shepherds purse
bristly oxtongue	cudweed	healall	pepperweed	smartweed
buckhorn	curlydock	henbit	pigweed	sow thistle
bull thistle	dandelion	horseweed	plantain	stitchwort
burclover	dichondra	knotweed(seedling)	prickly lettuce	thymeleaved
buttonweed	dollarweed	lambsquarter	puncturevine	sandwort
carpetweed	english daisy	lippia	purslane	vetch
centella	eveningprimrose	mallow	pusley, Florida	white clover
		moneywort	ragweed	yellow rocket

[Following spreader section is optional]

<p>Spreading Tips Apply header strips. Then apply product in longest direction of lawn.</p>	<p>For best results, use a Scotts spreader Be careful when applying this product near shrubs, flower beds or vegetable gardens as contact with weed control may damage these desirable plants. When using a rotary spreader, take special care near desirable plants.</p>	
	Spreader Settings	DIRECTIONS
	<p>Scotts AccuGreen® Drop Spreaders</p> <p style="text-align: center;">5 ¾</p>	<p>Mow lawn first; apply 2 header strips; apply longest direction of lawn, overlapping wheel marks.</p>
	<p>Scotts Precision Green® Drop Spreader</p> <p style="text-align: center;">4 ¾</p>	<p>Mow lawn first; apply 2 header strips; apply longest direction of lawn overlapping wheel marks.</p>
	<p>Scotts SpeedGreen® & EdgeGuard™ Rotary Spreaders</p> <p style="text-align: center;">3 ¾</p>	<p>Make each pass about 5 feet from previous pass to overlap spread width.</p>
<p>Additional Spreader Settings</p> <p>EZ Drop, Republic (#530) 4 ½</p> <p>EZ Broadcast, Republic (#540) 3</p> <p>Scotts Broadcast Tractor Spreader 3</p> <p>(Non-Scotts spreader settings are approximate. You may need to adjust for proper coverage.)</p>		

[End of optional section]

KEEP OUT OF REACH OF CHILDREN

CAUTION

PRECAUTIONARY STATEMENTS

Hazards to Humans and Domestic Animals:

CAUTION, causes eye irritation. Avoid contact with eyes, or clothing. Wash thoroughly with soap and water after handling. Harmful if swallowed. Do not contaminate feed or foodstuffs. Do not contaminate water used for irrigation or domestic purposes. Do not graze treated areas. Do not feed clippings to livestock.

Do not allow people (other than applicator) or pets on treatment area during application. Do not enter treatment areas until spray has dried or dust has settled.

When using this product, wear long-sleeved shirt, long pants, socks and shoes.

After using this product, remove clothing and launder separately before reuse, and promptly and thoroughly wash hands and exposed skin with soap and water.

FIRST AID

If in eyes: Hold eye open and rinse slowly and gently with water for 15-20 minutes. Remove contact lenses, if present, after the first 5 minutes, then continue rinsing eye. If on skin: Take off contaminated clothing. Rinse skin immediately with plenty of water for 15-20 minutes. If swallowed: Call a poison control center or doctor immediately for treatment advice. Have person sip a glass of water if able to swallow. Do not induce vomiting unless told to do so by a poison control center or doctor. Do not give anything by mouth to an unconscious person. If inhaled: Move person to fresh air. If person is not breathing, call 911 or an ambulance, then give artificial respiration, preferably by mouth-to-mouth, if possible.

Call a poison control center or doctor for treatment advice. Have the product container or label with you when calling poison control center or doctor, or going for treatment.

Environmental Hazards:

Do not apply when weather conditions favor drift from target areas. Drift or runoff may adversely affect non-target plants. Do not apply directly to water. Do not contaminate water when disposing of equipment washwaters.

Storage and Disposal

- STORAGE: Store in a clean dry place. Reseal opened bag by folding top down and securing.
- DISPOSAL: If empty: Do not reuse this container. Place in trash or offer for recycling if available. If partly filled: Call your local solid waste agency for disposal instructions. Never place unused product down any indoor or outdoor drain.

Guaranteed Analysis

Greenleaf Fertilizer with Weed Control 22-4-11

Total nitrogen (N)	22%
7.6 % ammoniacal nitrogen	
7.7% urea nitrogen	
6.1% other water, soluble nitrogen*	
0.6% water insoluble nitrogen	
Available phosphate (P ₂ O ₅).....	4%
Soluble potash (K ₂ O)	11%
Sulfur (S)	12%
12% combined sulfur (S)	

Derived from: methyleneurea, potassium sulfate, ammonium sulfate, and ammonium phosphate.

*Contains 4.2% slowly available methylenediurea and dimethylenetriurea nitrogen.

Guaranteed and Distributed By:

Greenleaf llc
13960 Palm Rd
Neosho, MO 64850
417-451-9996

Greenleaf Guarantee

If for any reason you are not satisfied with this product, we will replace it. Simply send us evidence of purchase and we will replace the product.

