

83851-7

1/28/2014

1/27

UNITED STATES ENVIRONMENTAL PROTECTION AGENCY  
WASHINGTON, D.C. 20460-0001



OFFICE OF CHEMICAL SAFETY  
AND POLLUTION PREVENTION

AmTide LLC  
c/o  
Leanne Pruett  
Pyxis Regulatory Consulting, Inc.  
4110 136<sup>th</sup> St., NW  
Gig Harbor, WA 98332

JAN 28 2014

Subject: Amendment to add new pollinator language  
EPA Registration No.: 83851-7  
Primary Brand Name: AmTide Imidacloprid 75% WDG Insecticide  
Submission Date: September 25, 2013

Dear Ms. Pruett:

The labeling referred to above, submitted in connection with registration under the Federal Insecticide, Fungicide, and Rodenticide Act is acceptable. A stamped copy of your labeling is enclosed for your records. This labeling supersedes all previously accepted labeling. You must submit one (1) copy of the final printed labeling before you release the product for shipment with the new labeling. See 40 CFR 156.10(a)(6).

Under 40 CFR 152.130(d), EPA may establish dates by which all product distributed or sold by the registrant must bear revised labeling. The following paragraphs set forth the schedule for ensuring that that your product bears revised labeling within a reasonable time period.

- Any product released for shipment after 2/28/14 must bear the new label.

If these conditions are not complied with, EPA will take appropriate action against this registration. If you have any questions, please contact Gene Benbow at (703) 347-0235 or via email at [benbow.gene@epa.gov](mailto:benbow.gene@epa.gov).

Sincerely,

A handwritten signature in black ink, appearing to read "Venus Eagle", with a long horizontal line extending to the right.

Venus Eagle  
Product Manager (01)  
Insecticide-Rodenticide Branch  
Registration Division (7504P)

**AmTide Imidacloprid 75% WDG Insecticide**

For control of listed insects in labeled Crops, Turfgrass (including sod farms), Landscape Ornamentals, Fruit and Nut Trees, and Interior Landscapes.

**ACTIVE INGREDIENT:**

Imidacloprid: 1-[(6-Chloro-3-pyridinyl)methyl]-N-nitro-2-imidazolidinimine.....75.0%

**OTHER INGREDIENTS:**.....25.0%

**TOTAL:**.....100.0%

**KEEP OUT OF REACH OF CHILDREN**  
**CAUTION**

<b>FIRST AID</b>	
<b>If swallowed:</b>	<ul style="list-style-type: none"> <li>• Call a poison control center or doctor immediately for treatment advice.</li> <li>• Have person sip a glass of water if able to swallow.</li> <li>• Do not induce vomiting unless told to do so by a poison control center or doctor.</li> <li>• Do not give anything by mouth to an unconscious person.</li> </ul>
<b>If on skin or clothing:</b>	<ul style="list-style-type: none"> <li>• Take off contaminated clothing.</li> <li>• Rinse skin immediately with plenty of water for 15-20 minutes.</li> <li>• Call a poison control center or doctor for treatment advice.</li> </ul>
<b>If in eyes:</b>	<ul style="list-style-type: none"> <li>• Hold eye open and rinse slowly and gently with water for 15-20 minutes.</li> <li>• Remove contact lenses, if present, after the first 5 minutes, then continue rinsing eye.</li> <li>• Call a poison control center or doctor for treatment advice.</li> </ul>
<b>HOT LINE NUMBER</b>	
Have the product container or label with you when calling a poison control center or doctor, or going for treatment. You may also contact Chemtrec at 1-800-424-9300 for emergency medical treatment information.	
<b>NOTE TO PHYSICIAN</b>	
No specific antidote is available. Treat the patient symptomatically.	

**PRECAUTIONARY STATEMENTS**  
**HAZARDS TO HUMANS AND DOMESTIC ANIMALS**  
**CAUTION**

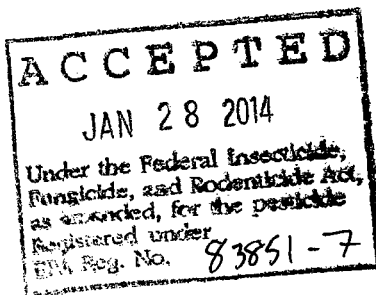
Harmful if swallowed, inhaled, or absorbed through skin. Causes eye irritation. Avoid contact with skin, eyes, or clothing. Avoid breathing dust or vapor. Wash thoroughly with soap and water after handling. Remove contaminated clothing and wash before reuse. Keep children or pets off treated area until spray is dry.

EPA Reg. No. 83851-7

EPA Est. No.

**Manufactured for:**

AmTide LLC  
21 Hubble  
Irvine, CA 92618



Net Weight: \_\_\_\_\_ [oz.][lb.]

**PERSONAL PROTECTIVE EQUIPMENT (PPE):**

**WPS USES:** Applicators and other handlers who handle this product for any use covered by the Worker Protection Standard (40 CFR part 170) – in general, agricultural plant uses e.g., use in sod farms, must wear:

- Long-sleeved shirt and long pants
- Chemical-resistant gloves made of any waterproof material such as, barrier laminate, butyl rubber, nitrile rubber, neoprene rubber, natural rubber, polyethylene, polyvinylchloride (PVC) or viton
- Shoes plus socks

Follow manufacturer's instructions for cleaning/maintaining personal protective equipment, PPE. If no such instructions for washables exist, use detergent and hot water. Keep and wash PPE separately from other laundry.

**NON-WPS USES:** Applicators and other handlers who handle this product for any use NOT covered by the Worker Protection Standard (40 CFR part 170) – in general, only agricultural plant uses are covered by the WPS, must wear:

- Shirt and pants
- Chemical-resistant gloves made of any waterproof material such as, barrier laminate, butyl rubber, nitrile rubber, neoprene rubber, natural rubber, polyethylene, polyvinylchloride (PVC) or viton
- Shoes plus socks

**ENGINEERING CONTROLS STATEMENTS**

When handlers use closed systems, enclosed cabs, or aircraft in a manner that meets the requirements listed in the Worker Protection Standard (WPS) for agricultural pesticides [40 CFR 170.240(d)(4-6)], the handler PPE requirements may be reduced or modified as specified in the WPS.


**USER SAFETY RECOMMENDATIONS****Users should:**

- Wash hands before eating, drinking, chewing gum, using tobacco or using the toilet.
- Remove clothing immediately if pesticide gets inside. Then wash thoroughly and put on clean clothing.
- Remove PPE immediately after handling this product. Wash the outside of gloves before removing. As soon as possible, wash thoroughly and change into clean clothing.

**ENVIRONMENTAL HAZARDS**

This product is toxic to wildlife and highly toxic to aquatic invertebrates. Do not apply directly to water, or to areas where surface water is present or to intertidal areas below the mean high water mark. Do not contaminate water when disposing of equipment washwaters.

This product is highly toxic to bees exposed to direct treatment or residues on blooming crops, plants or weeds. Do not apply this product or allow it to drift to blooming crops, plants or weeds if bees are foraging in the treatment area.

**PROTECTION OF POLLINATORS**

**APPLICATION RESTRICTIONS EXIST FOR THIS PRODUCT BECAUSE OF RISK TO BEES AND OTHER INSECT POLLINATORS. FOLLOW APPLICATION RESTRICTIONS FOUND IN THE DIRECTIONS FOR USE TO PROTECT POLLINATORS.**



Look for the bee hazard icon in the Directions for Use for each application site for specific use restrictions and instructions to protect bees and other insect pollinators.

**This product can kill bees and other insect pollinators.**

Bees and other insect pollinators will forage on plants when they flower, shed pollen, or produce nectar.

Bees and other insect pollinators can be exposed to this pesticide from:

- Direct contact during foliar applications, or contact with residues on plant surfaces after foliar applications
- Ingestion of residues in nectar and pollen when the pesticide is applied as a seed treatment, soil, tree injection, as well as foliar applications.

When Using This Product Take Steps To:

- Minimize exposure of this product to bees and other insect pollinators when they are foraging on pollinator attractive plants around the application site.
- Minimize drift of this product on to beehives or to off-site pollinator attractive habitat. Drift of this product onto beehives or off-site to pollinator attractive habitat can result in bee kills.

Information on protecting bees and other insect pollinators may be found at the Pesticide Environmental Stewardship website at: <http://pesticidestewardship.org/PollinatorProtection/Pages/default.aspx>.

Pesticide incidents (for example, bee kills) should immediately be reported to the state/tribal lead agency.

For contact information for your state, go to: [www.aapco.org/officials.html](http://www.aapco.org/officials.html). Pesticide incidents should also be reported to the National Pesticide Information Center at: [www.npic.orst.edu](http://www.npic.orst.edu) or directly to EPA at: [beekill@epa.gov](mailto:beekill@epa.gov)

This chemical demonstrates the properties and characteristics associated with chemicals detected in groundwater. The use of this chemical in areas where soils are permeable, particularly where the water table is shallow, may result in groundwater contamination.

**OBSERVE THE FOLLOWING PRECAUTIONS WHEN MIXING AND APPLYING IN THE VICINITY OF AQUATIC AREAS SUCH AS LAKES; RESERVOIRS; RIVERS; PERMANENT STREAMS; MARSHES OR NATURAL PONDS; ESTUARIES AND COMMERCIAL FISH FARM PONDS:**

**SPRAY DRIFT MANAGEMENT**

The interaction of many equipment and weather related factors determine the potential for spray drift. The applicator is responsible for considering all of these factors when making application decisions. Avoiding spray drift is the responsibility of the applicator.

**Mixing and Loading Requirements**

To avoid potential contamination of groundwater, the use of a properly designed and maintained containment pad for mixing and loading of any pesticide into application equipment is recommended. If containment pad is not used, maintain a minimum distance of 25 feet between mixing and loading areas and potential surface to groundwater conduits such as field sumps, uncased well head, sinkholes or field drains.

**For Aerial Applications**

The spray boom should be mounted on the aircraft so as to minimize drift caused by wing tip vortices. The minimum practical boom length should be used, and must not exceed 75% of the wing span or rotor diameter.

**Importance of Droplet Size**

An important factor influencing drift is droplet size. Small droplets (<150-200 microns) drift to a greater extent than large droplets. Within typical equipment specifications, applications should be made to deliver the largest droplet spectrum that provides sufficient control and coverage. Formation of very small droplets may be minimized by appropriate nozzle selection, by orienting nozzles away from the air stream as much as possible and by avoiding excessive spray boom pressure.

Spray should be released at the lowest possible height consistent with good pest control and flight safety. Applications more than 10 feet above the crop canopy should be avoided.

### **Wind Speed Restrictions**

Drift potential increases at wind speeds of less than 3 mph (due to inversion potential) or more than 10 mph. However, many factors, including droplet size, canopy and equipment specifications determine drift potential at any given wind speed. Do not apply when winds are greater than 15 mph and avoid gusty and windless conditions. Risk of exposure to sensitive aquatic areas can be reduced by avoiding applications when wind direction is toward the aquatic area.

### **Restrictions During Temperature Inversions**

Do not make aerial or ground applications during temperature inversions. Drift potential is high during temperature inversions. Temperature inversions restrict vertical air mixing, which causes small suspended droplets to remain close to the ground and move laterally in a concentrated cloud. Temperature inversions are characterized by increasing temperature with altitude and are common on nights with limited cloud cover and light to no wind. They begin to form as the sun sets and often continue into the morning. Their presence can be indicated by ground fog; however if fog is not present, inversions can also be identified by the movement of smoke from a ground source. Smoke that layers and moves laterally in a concentrated cloud (under low wind conditions) indicates an inversion, while smoke that moves upward and rapidly dissipates indicates good vertical mixing.

### **Airblast (Air Assist) Specific Instructions for Tree Crops and Vineyards**

Airblast sprayers carry droplets into the canopy of trees/vines via a radially or laterally directed air stream. The following specific management practices should be followed:

- Adjust deflectors and aiming devices so that spray is only directed into the canopy;
- Block off upward pointed nozzles when there is no overhanging canopy;
- Use only enough air volume to penetrate the canopy and provide good coverage;
- Do not allow the spray to go beyond the edge of the cultivated area (i.e., turn off sprayer when turning at end rows);
- Only spray inward, toward the orchard or vineyard, for applications to the outside rows.

### **No-Spray Zone Requirements for Foliar Applications**

Do not apply by ground within 25 feet, or by air within 150 feet of lakes; reservoirs; rivers; permanent streams, marshes or natural ponds; estuaries and commercial fish farm ponds.

### **Runoff Management**

Do not cultivate within 10 feet of the aquatic areas to allow growth of a vegetative filter strip. When used on erodible soils, Best Management Practices for minimizing runoff should be employed. Consult your Natural Resources Conservation Service for instructions in your use area.

### **Endangered Species Notice**

Under the Endangered Species Act, it is a Federal Offense to use any pesticide in a manner that results in the death of a member of an endangered species. Consult your local county bulletin, County Extension Agent, or Pesticide Lead Agency for information concerning endangered species in your area.

### **Resistance Management**

Certain insects may develop resistance to insecticides after repeated use. Use different resistance management practices including rotating classes of insecticides will help delay or minimize insect resistance.

AmTide Imidacloprid 75% WDG Insecticide contains the active ingredient imidacloprid which is a Group A Insecticide. Repeated use of Group A insecticides may lead to insects that become resistant to imidacloprid or other neonicotinoids (Group 4A) insecticides.

To reduce the chances of development of resistance to Group 4A insecticides, do not make more than three consecutive applications of AmTide Imidacloprid 75% WDG Insecticide and/or other Group 4A insecticides with similar modes of action. In addition, AmTide strongly recommends the use of other insecticides with a different mode of action prior to or after application of AmTide Imidacloprid 75% WDG Insecticide. This strategy of insecticide rotation in concert with other IPM practices is considered an effective way to delay or minimize an insect's ability to develop resistance to this class of chemistry.

Additional information on insect resistance management may be obtained from your local extension specialist, certified crop advisor and/or product manufacturer, or from the Insecticide Resistance Action Committee (IRAC) on the web at <http://irac-online.org/>.

#### DIRECTIONS FOR USE

It is a violation of Federal law to use this product in a manner inconsistent with its labeling.

See individual crops or use sites for specific pollinator application restrictions. If none exist under the specific crop or use site, for outdoor foliar applications, follow these application directions for crops that are contracted to have pollinator services, or food/feed crops and commercially grown ornamentals that are attractive to pollinators, or non agricultural use sites.



#### FOR CROPS UNDER CONTRACTED POLLINATION SERVICES

Do not apply this product while bees are foraging. Do not apply this product until flowering is complete and all petals have fallen unless the following condition has been met:

If an application must be made when managed bees are at the treatment site, the beekeeper providing the pollination services must be notified no less than 48-hours prior to the time of the planned application so that bees can be removed, covered or otherwise protected prior to spraying.



#### FOR FOOD/FEED CROPS AND COMMERCIALY GROWN ORNAMENTALS NOT UNDER CONTRACT FOR POLLINATION SERVICES BUT ARE ATTRACTIVE TO POLLINATORS

Do not apply this product while bees are foraging. Do not apply this product until flowering is complete and all petals have fallen unless one of the following conditions is met:

- The application is made to the target site after sunset
- The application is made to the target site when temperatures are below 55°F
- The application is made in accordance with a government-initiated public health response
- The application is made in accordance with an active state-administered apiary registry program where beekeepers are notified no less than 48-hours prior to the time of planned application so that the bees can be removed, covered or otherwise protected prior to spraying.
- The application is made due to an imminent threat of significant crop loss, and a documented determination consistent with an IPM plan or predetermined economic threshold is met. Every effort should be made to notify beekeepers no less than 48-hours prior to the time of the planned application so that the bees can be removed, covered or otherwise protected prior to spraying

**NON-AGRICULTURAL USE SITES:**

Do not apply AmTide Imidacloprid 75% WDG Insecticide while bees are foraging. Do not apply AmTide Imidacloprid 75% WDG Insecticide to plants that are flowering. Only apply after all flower petals have fallen off.

Do not apply this product in a way that will contact workers or other persons, either directly or through drift. Only protected handlers may be in the area during application. For any requirements specific to your State or Tribe, consult the agency responsible for pesticide regulation.

**Do not formulate this product into other end-use products.**

**AGRICULTURAL USE REQUIREMENTS**

Use this product only in accordance with its labeling and with the Worker Protection Standard, 40 CFR part 170. This Standard contains requirements for the protection of agricultural workers on farms, forests, nurseries, and greenhouses, and handlers of agricultural pesticides. It contains requirements for training, decontamination, notification, and emergency assistance. It also contains specific instructions and exceptions pertaining to the statements on this label about personal protective equipment (PPE) and restricted-entry interval. The requirements in this box only apply to uses of this product that are covered by the Worker Protection Standard.

Do not enter or allow worker entry into treated areas during the restricted-entry interval (REI) of 12 hours.

**Exception:** If the product is applied by drenching, the Worker Protection Standard, under certain circumstances, allows workers to enter the treated area if there will be no contact with anything that has been treated.

PPE required for early entry to treated areas that is permitted under the Worker Protection Standard and that involves contact with anything that has been treated, such as plants, soil, or water is:

- Coveralls
- Chemical-resistant gloves made of any waterproof material such as, barrier laminate, butyl rubber, nitrile rubber, neoprene rubber, natural rubber, polyethylene, polyvinylchloride (PVC) or viton
- Shoes plus socks

**NON-AGRICULTURAL USE REQUIREMENTS**

The requirements in this box apply to uses of this product that are NOT within the scope of the Worker Protection Standard for agricultural pesticides (40 CFR part 170). The WPS applies when this product is used to produce agricultural plants on farms, forests, nurseries, or greenhouses.

Keep children and pets off treated area until dry.

**CROP USES**

Make applications of AmTide Imidacloprid 75% WDG Insecticide as a broadcast or directed foliar spray. Follow the directions below to obtain optimum control when using AmTide Imidacloprid 75% WDG Insecticide

- Use AmTide Imidacloprid 75% WDG Insecticide in a sufficient volume of water to ensure a thorough, uniform coverage of foliage. Include a spray adjuvant to help increase spray coverage. Inadequate coverage and wash-off of AmTide Imidacloprid 75% WDG Insecticide from foliage will result in a delay of insect control or in poor insect control.
- Use properly calibrated ground and/or air application equipment unless otherwise specified. Refer to the specified rates under each crop for spray volumes for ground and air applications.

AmTide Imidacloprid 75% WDG Insecticide may also be applied by overhead chemigation (see additional CHEMIGATION DIRECTIONS FOR USE section below) if allowed in the crop specific sections of this label.

The use of AmTide Imidacloprid 75% WDG Insecticide on crops grown for production of true seed intended for private or commercial planting is not supported but may be allowed under State-specific 24(c) labeling. Do not apply AmTide Imidacloprid 75% WDG Insecticide for a minimum of 10 days prior to bloom. Your local AmTide representative, Cooperative Extension Service, PGAs, or consultants can provide additional information on AmTide Imidacloprid 75% WDG Insecticide uses for these crops.

**RESTRICTIONS:**

- Do not apply more than 0.5 lbs. active ingredient per acre per year, regardless of formulation or method of application, unless specified otherwise under the applications section for a given crop.
- Do not apply AmTide Imidacloprid 75% WDG Insecticide in enclosed structures such as Greenhouses or Planthouses.

**Mixing Directions**

To prepare a spray tank of AmTide Imidacloprid 75% WDG Insecticide, follow the steps below:

1. Add 50% of the total amount of water to the spray tank. Begin agitation.
2. Add the appropriate amount of AmTide Imidacloprid 75% WDG Insecticide.
3. Complete filling the tank with the remaining amount of water needed. Agitate during both mixing and application.

AmTide Imidacloprid 75% WDG Insecticide may also be applied with other pesticides and/or fertilizer solutions. Before mixing or applying these tank mixtures, read the Compatibility Testing section below. Prepare tank mixtures of AmTide Imidacloprid 75% WDG Insecticide and other pesticides as directed above and follow the suggested Order of Mixing for Tank-Mixes below.

**Compatibility Testing**

Before adding AmTide Imidacloprid 75% WDG Insecticide or other products to a spray tank, carry out a compatibility test. Use a pint or quart jar with a lid and add proportionate amounts of each ingredient to the jar in the appropriate order. Cap the jar and shake for 5 minutes. Let the mixture sit for 5 minutes. If the mixture forms a precipitate that cannot be re-dispersed or mixes poorly, then the mixture should not be used.

**Order of Mixing for Tank-Mixes**

When tank-mixing AmTide Imidacloprid 75% WDG Insecticide with other products, use the following order of mixing:

1. AmTide Imidacloprid 75% WDG Insecticide and other wettable powders
2. Flowables (suspension concentrates)
3. Emulsifiable concentrates.

During the mixing process, agitate the solution. Add the next product only after the previous one has been thoroughly mixed. When adding a fertilizer solution, a fertilizer pesticide compatibility agent may be needed. Continue agitation of the spray solution during mixing and until application is complete to ensure the spray mixture remains uniform.

**CHEMIGATION DIRECTIONS FOR USE**

Refer to the Directions for Use section of this label before proceeding with chemigation application.

**Types of Irrigation Systems**

Chemigation applications of AmTide Imidacloprid 75% WDG Insecticide may be made to crops through overhead chemigation systems if permitted in the crop specific sections of this label. Do not apply AmTide Imidacloprid 75% WDG Insecticide through any other type of irrigation system.

**Water Volume**

AmTide Imidacloprid 75% WDG Insecticide chemigation applications should be made as concentrated as possible. Retention of AmTide Imidacloprid 75% WDG Insecticide on target site of insect infestation is



necessary for optimum activity. Chemigation of AmTide Imidacloprid 75% WDG Insecticide in water volumes exceeding 0.1 inch/Acre is not recommended.

### **Uniform Water Distribution and System Calibration**

The irrigation system must provide uniform distribution of treated water. Crop injury, lack of effectiveness, or illegal pesticide residues in the crop can result from non-uniform distribution of treated water. The system must be calibrated to uniformly apply the rates specified. If you have questions about calibration, you should contact State Extension Service specialists, equipment manufacturers or other experts.

### **Chemigation Monitoring**

A person knowledgeable of the chemigation system and responsible for its operation, or under the supervision of the responsible person, shall shut the system down and make necessary adjustments should the need arise.

### **Drift**

Do not apply when wind speed favors drift beyond the area intended for treatment.

### **Required System Safety Devices**

The system must contain a functional check valve, vacuum relief valve, and low-pressure drain appropriately located on the irrigation pipeline to prevent water source contamination from backflow. The pesticide injection pipeline must contain a functional, automatic, quick-closing check valve to prevent the flow of fluid back toward the injection pump. The pesticide injection pipeline must also contain a functional, normally closed, solenoid-operated valve located on the intake side of the injection pump and connected to the system interlock to prevent fluid from being withdrawn from the supply tank when the irrigation system is either automatically or manually shut down. The system must contain functional interlocking controls to automatically shut off the pesticide injection pump when the water pump motor stops. The irrigation line or water pump must include a functional pressure switch which will stop the water pump motor when the water pressure decreases to the point where pesticide distribution is adversely affected. Systems must use a metering pump, such as a positive displacement injection pump (e.g., diaphragm pump) effectively designed and constructed of materials that are compatible with pesticides and capable of being fitted with a system interlock.

### **Using Water from Public Water Systems**

Public water system means a system for the provision to the public of piped water for human consumption if such system has at least 15 service connections or regularly serves an average of at least 25 individuals daily at least 60 days out of the year. Chemigation systems connected to public water systems must contain a functional, reduced-pressure zone, back flow preventer (RPZ) or the functional equivalent in the water supply line upstream from the point of pesticide introduction. As an option to the RPZ, the water from the public water system should be discharged into a reservoir tank prior to pesticide introduction. There shall be a complete physical break (air gap) between the outlet end of the fill pipe and to the top or overflow rim of the reservoir tank of at least twice the inside diameter of the fill pipe. The pesticide injection pipeline must contain a functional automatic quick-closing check valve to prevent the flow of fluid back toward the injection. The pesticide injection pipeline must contain a functional normally closed solenoid-operated valve located on the intake side of the injection pump and connected to the system interlock to prevent fluid from being withdrawn from the supply tank when the irrigation system is either automatically or manually shut down. The system must contain functional interlocking controls to automatically shut off the pesticide injection pump when the water pump motor stops or in cases where there is no water pump, when the water pressure decreases to the point where pesticide distribution is adversely affected. Systems must use a metering pump, such as a positive displacement injection pump (e.g. diaphragm pump) effectively designed and constructed of materials that are compatible with pesticides and capable of being fitted with a system interlock.

### **ROTATIONAL CROP RESTRICTIONS**

Crops listed on imidacloprid labels or crops that have existing tolerances for imidacloprid may be planted in treated areas as soon as practical after the last imidacloprid application. Crops that are not found on an imidacloprid label, or crops that do not have existing tolerances for imidacloprid, may not be planted in

10/  
27

treated areas for 12-months after the last application. Refer to the table below for plantback intervals for different crops. Note that if cover crops are planted any time after an AmTide Imidacloprid 75% WDG Insecticide application, those crops may not be grazed or harvested for food or feed. Treated areas may be replanted with any crop specified on this label or with any crop for which a tolerance exists for imidacloprid.

Crops	Plantback Interval
All crops on this label plus the following crops not on this label: barley, canola, corn (field, sweet and pop), rapeseed, sorghum, sugar beet, and wheat	No restrictions
Cereals (including buckwheat, millet, oats, rice, rye, and triticale), soybeans, safflower	30 days
Onion and bulb vegetables	10 months
All other crops	12 months

---

**FIELD CROPS**

---

**Application Directions**

Use AmTide Imidacloprid 75% WDG Insecticide at the rates specified in the tables below as a broadcast or directed foliar spray. Begin treatments when areas become infested and as the pest populations begin to build. Optimum results are achieved when AmTide Imidacloprid 75% WDG Insecticide is applied in sufficient water to provide a thorough, uniform coverage of foliage and crops. To improve spray coverage, add a spray adjuvant to the spray solution. If crops are infested with heavy insect populations AmTide Imidacloprid 75% WDG Insecticide may not result in knockdown control. In those situations, a second application may be required, but monitor field to determine if a second application is necessary. Improved control of some pests and knockdown of insect pests may be obtained with a mixture of AmTide Imidacloprid 75% WDG Insecticide and other registered insecticides.

**COTTON**

<b>Insect Pests</b>	<b>Rate of AmTide Imidacloprid 75% WDG</b>	<b>Cotton Tank Mixes With AmTide Imidacloprid 75% WDG</b>	<b>Restrictions</b>
<b>Pests Controlled:</b> Bandedwinged whitefly Bollworm/Budworm (ovicidal effect) Cotton aphid Cotton fleahopper Green stink bug Plant bugs (excludes <i>Lygus Hesperus</i> ) Southern Green stink bug	0.7 – 1.3 oz. per Acre		Pre-Harvest Interval (PHI): 14 days.  Do not apply more than 6.5 oz. (0.31 lb. AI/A) per Acre per year.  Wait 7 days between applications.  Do not graze treated fields.
<b>Suppression only:</b> Lygus bug ( <i>Lygus hesperus</i> ) Whiteflies (other than bandedwinged whitefly)	1.0 – 1.3 oz. per Acre		
<b>For early season control of Insects listed above plus:</b> Thrips	0.7 – 1.0 oz. per Acre	Bidrin® 8: 1.6 – 3.2 oz. per Acre	
<b>For mid to late season control of Insects listed above plus:</b> Cotton leafperforator Grasshoppers Plant bugs Saltmarsh caterpillar Stink bugs (including Brown stink bug)		Bidrin 8: 4.0 – 8.0 oz. per Acre  Read the Bidrin 8 label for precautions and other specific directions for use.	

**POTATO**

<b>Insect Pests</b>	<b>Rate of AmTide Imidacloprid 75% WDG</b>	<b>Restrictions</b>
Aphids Colorado potato beetle Flea beetles Leafhoppers Psyllids	1.0 oz. per Acre	Pre-Harvest Interval (PHI): 7 days.  Wait 7 days between applications.  Do not apply more than 4.0 oz. (0.19 lb. AI/A) AmTide Imidacloprid 75% WDG per Acre per year.

12/  
27**TOBACCO**

Insect Pests	Rate of AmTide Imidacloprid 75% WDG	Restrictions
Aphids	0.5 – 1.1 oz. per Acre	Pre-Harvest Interval (PHI): 14 days.
Flea beetles Japanese beetle	1.1 oz. per Acre	Wait 7 days between applications.  Do not apply more than 6.0 oz. (0.28 lb. AI/A) AmTide Imidacloprid 75% WDG Insecticide per Acre per year.

**VEGETABLE AND SMALL FRUIT CROPS****Application Directions**

Use AmTide Imidacloprid 75% WDG Insecticide at the rates specified in the tables below as a broadcast or directed foliar spray. Begin treatments when areas become infested and as the pest populations begin to build. Optimum results are achieved when AmTide Imidacloprid 75% WDG Insecticide is applied in sufficient water to provide a thorough, uniform coverage of foliage and crops. To improve spray coverage, add a spray adjuvant to the spray solution. If crops are infested with heavy insect populations AmTide Imidacloprid 75% WDG Insecticide may not result in knockdown control. In those situations, a second application may be required, but monitor field to determine if a second application is necessary. Improved control of some pests and knockdown of insect pests may be improved with a mixture of AmTide Imidacloprid 75% WDG Insecticide and other registered insecticides.

**FRUITING VEGETABLES**

Includes the crops in Crop Group 8: Eggplant, Ground cherry, Okra, Pepper (including bell, chili, cooking, pimento, and sweet), Tomato, Pepinos, Tomatillo

Insect Pests	Rate of AmTide Imidacloprid 75% WDG	Restrictions
Aphids Colorado potato beetle Leafhoppers Whiteflies	1.0 oz. per Acre	Pre-Harvest Interval (PHI): 0 days. Wait 5 days between applications.
Pepper weevil (Peppers only) <sup>1</sup>	1.6 oz. per Acre	Do not apply more than 5.0 oz. (0.23 lb. AI/A) AmTide Imidacloprid 75% WDG Insecticide per Acre per crop season  Do not use on crops grown for seed unless accompanied by state-specific 24(c) labeling.

<sup>1</sup>**Pepper weevil:** Begin applications before insect pressure becomes high enough to cause damage. Make applications using ground equipment only. Ensure the foliage and fruit receive a thorough coverage of spray solution. Incorporate AmTide Imidacloprid 75% WDG Insecticide applications into a full-season program in which other insecticides from different classes of chemistry and different modes of action are employed in a blocked or windowed approach. Additional information can be obtained from your AmTide representative, Extension Specialist or crop advisor.

**GLOBE ARTICHOKE**

<b>Insect Pests</b>	<b>Rate of AmTide Imidacloprid 75% WDG</b>	<b>Restrictions</b>
Aphids Leafhoppers	1.1 – 2.7 oz. per Acre	Pre-Harvest Interval (PHI): 7 days. Wait 14 days between applications. Do not apply more than 10.7 oz. (0.5 lb. AI/A) AmTide Imidacloprid 75% WDG Insecticide per Acre per year.

**HEAD and STEM BRASSICA VEGETABLES**

Includes the crops in Crop Group 5: Broccoli, Broccoli raab (rapini), Brussels sprouts, Cabbage, Cauliflower, Cavalo broccoli, Chinese (gai lon) broccoli, Chinese (bok choy) cabbage, Chinese (napa) cabbage, Chinese mustard (gai choy) cabbage, Collards, Kale, Kohlrabi, Mizuna, Mustard greens, Mustard spinach, Rape greens, Turnip (tops or leaves)

**LEAFY VEGETABLES**

Includes the crops in Crop Group 4: Amaranth (leafy amaranth, Chinese spinach, tampala), Arugula (roquette), Chervil, Chrysanthemum (edible leaved and garland), Cilantro, Corn salad, Cress (garden), Cress (upland, yellow rocket, winter cress), Dandelion, Dock (sorrel), Endive (escarole), Lettuce (head and leaf), Orach, Parsley, Purslane (garden and winter), Radicchio (red chicory), Spinach (including New Zealand and vine (Malabar spinach, Indian spinach)), Watercress (commercial production only\*\*), Watercress (upland)

<b>Insect Pests</b>	<b>Rate of AmTide Imidacloprid 75% WDG</b>	<b>Restrictions</b>
Aphids Flea beetles Leafhoppers Whiteflies	1.0 oz. per Acre	Pre-Harvest Interval (PHI): 7 days Wait 5 days between applications. Do not apply more than 5.0 oz. (0.23 lb. AI/A) AmTide Imidacloprid 75% WDG Insecticide per Acre per crop season. For applications made to watercress, drain water from all production fields at least 24 hours before application. Water must not be reapplied to the field for a minimum of 24 hours after application. Apply only to fully leafed-up canopies. **Do not apply to native cress growing in streams or other bodies of water. Do not use on crops grown for seed unless accompanied by state-specific 24(c) labeling.

**LEGUME VEGETABLES**

Includes the crops in Crop Group 6 (except soybean, dry): Edible Podded and Succulent Shelled Pea and Bean and Dried Shelled Pea and Bean

[Bean (*Lupinus* spp., including grain lupin, sweet lupin, white lupin, and white sweet lupin), Bean (*Phaseolus* spp., including field bean, kidney bean, lima bean, navy bean, pinto bean, runner bean, snap bean, tepary bean, wax bean), Bean (*Vigna* spp., including adzuki bean, asparagus bean, blackeyed pea, catjang, Chinese longbean, cowpea, Crowder pea, moth bean, mung bean, rice bean, Southern pea, urd bean, yardlong bean), Pea (*Pisum* spp. Including dwarf pea, edible-pod pea, English pea, field pea, garden pea, green pea, snow pea, sugar snap pea), Other Beans and Peas (Broad bean (fava), Chickpea (garbanzo bean), Guar, Jackbean, Lablab bean (hyacinth bean), Lentil, Pigeon pea, soybean (immature seed), Sword bean)]

Insect Pests	Rate of AmTide Imidacloprid 75% WDG	Restrictions
Aphids Leafhoppers Whiteflies	0.9 oz. per Acre	Pre-Harvest Interval (PHI): 7 days Wait 7 days between applications.  Do not apply more than 2.8 oz. (0.13 lb. AI/A) AmTide Imidacloprid 75% WDG Insecticide per Acre per crop season.  Do not use on crops grown for seed unless accompanied by state-specific 24 (c) labeling.


**ROOT, TUBEROUS and CORM VEGETABLES**

Includes the crops in Crop Group 1 (except sugarbeet): Arracacha, Arrowroot, Artichoke (Chinese and Jerusalem), Beet (garden)<sup>#</sup>, Burdock (edible)<sup>#</sup>, Canna (edible, Queensland arrowroot), Carrot<sup>#</sup>, Cassava (bitter & sweet)<sup>#</sup>, Celeriac<sup>#</sup>, Chayote (root), Chervil (turnip-rooted)<sup>#</sup>, Chickory<sup>#</sup>, Chufa, Dasheen (taro)<sup>#</sup>, Ginger, Ginseng, Horseradish, Leren, Parsley (turnip-rooted), Parsnip<sup>#</sup>, Radish<sup>#</sup>, Oriental radish (diakon)<sup>#</sup>, Rutabaga<sup>#</sup>, Salsify (black)<sup>#</sup>, Salsify (oyster plant), Salsify (Spanish), Skirret, Sweetpotato<sup>#</sup>, Tanier (cocoyam)<sup>#</sup>, Tumeric, Turnip<sup>#</sup>, Yam bean (jicama; manioc pea), Yam (true)<sup>#</sup>

Insect Pests	Rate of AmTide Imidacloprid 75% WDG	Restrictions
Aphids Flea beetles Leafhoppers Whiteflies	0.9 oz. per Acre	Pre-Harvest Interval (PHI): 7 days. Wait 5 days between applications.  Do not apply more than 0.9 oz. (0.044 lb. AI/A) per Acre on Radishes, and no more than 2.8 oz. (0.13 lb. AI/A) per Acre on other crops.  Do not make more than 1 application per crop season on Radishes and no more than 3 applications per season on other crops.  Do not use on crops grown for seed unless accompanied by state-specific supplemental labeling.  <sup>#</sup> Tops or greens from these crops may be used for food or feed.

15/27

**STRAWBERRY**


Insect Pests	Rate of AmTide Imidacloprid 75% WDG	Restrictions
Aphids Spittlebugs Whiteflies	1.0 oz. per Acre	Pre-Harvest Interval (PHI): 7 days. Wait 5 days between applications. Do not apply more than 3.0 oz. (0.14 lb. AI/A) AmTide Imidacloprid 75% WDG Insecticide per Acre per year.  Do not apply during bloom or within 10 days prior to bloom or when bees are foraging.

**TREE, BUSH and VINE CROPS****Application Directions**

Use AmTide Imidacloprid 75% WDG Insecticide at the rates specified in the tables below as a broadcast or directed foliar spray. Begin treatments when areas become infested and as the pest populations begin to build. Optimum results are achieved when AmTide Imidacloprid 75% WDG Insecticide is applied in sufficient water to provide a thorough, uniform coverage of foliage and crops. To improve spray coverage, add a spray adjuvant to the spray solution. If crops are infested with heavy insect populations AmTide Imidacloprid 75% WDG Insecticide may not result in knockdown control. In those situations, a second application may be required, but monitor field to determine if a second application is necessary. Improved control of some pests and knockdown of insect pests may be improved with a mixture of AmTide Imidacloprid 75% WDG Insecticide and other registered insecticides. Applications made by air may not provide quick control or desired control as compared to results obtained from ground applications. NOTE: the rates specified in the tables below for tree and vine crops are based on trees and vines that are full-size and mature.


**BUSHBERRY**

Includes the crops in Crop Subgroup 13: Blueberry, Currant, Elderberry, Gooseberry, Huckleberry, Juneberry, Lingonberry, Salal

Insect Pests	Rate of AmTide Imidacloprid 75% WDG	Restrictions
Aphids Leafhoppers/Sharpshooters	0.8 – 1.1 oz. per Acre	Pre-Harvest Interval (PHI): 3 days. Wait 7 days between applications. Do not apply more than 10.7 oz. (0.5 lb. AI/A) AmTide Imidacloprid 75% WDG Insecticide per Acre per year. Do not make more than 5 applications per year.
Blueberry maggot Japanese beetles (adults) Thrips	1.6 – 2.1 oz. per Acre	Apply in a minimum of 20 gal. water per acre by ground and 5 gal. water per acre by air.  Do not apply pre-bloom or during bloom or when bees are foraging.

16/  
27**CITRUS**

Includes the crops in Crop Group 10: Calamondin, Citrus citron, Citrus hybrids (includes chironja, tangelo and tangor), Grapefruit, Kumquat, Lemon, Lime, Mandarin (tangerine), Pummelo, Orange (sweet and sour), Tangelo, Satsuma mandarin, and other cultivars and/or hybrids of these

Insect Pests	Rate of AmTide Imidacloprid 75% WDG	Restrictions
<b>PESTS CONTROLLED:</b> Aphids Asian citrus psyllid Black fly Leafhoppers/Sharpshooters Leafminers Mealybugs Scales <sup>1</sup> Whiteflies	2.7 – 5.3 oz. per Acre (depending on tree size, target pest and infestation pressure)	Pre-Harvest Interval (PHI): 0 days. Wait 10 days between applications. Do not apply more than 10.7 oz. (0.5 lb. AI/A) AmTide Imidacloprid 75% WDG Insecticide per Acre per year.  Do not apply during bloom or within 10 days prior to bloom or when bees are foraging.
<b>SUPPRESSION ONLY:</b> Thrips	2.7 – 5.3 oz. per Acre	
<sup>1</sup> <b>Scales:</b> Begin application at the crawler stage, and treat succeeding generations.		

**GRAPE**

Includes American bunch grape, Muscadine grape and Vinifera grape

Insect Pests	Rate of AmTide Imidacloprid 75% WDG	Restrictions
Leafhoppers/ Sharpshooters Mealybugs	0.8 – 1.0 oz. per Acre	Pre-Harvest Interval (PHI): 0 days. Wait 14 days between applications. Do not apply more than 2.0 oz. (0.1 lb. AI/A) AmTide Imidacloprid 75% WDG Insecticide per Acre per year.
Grapeleaf skeletonizer <sup>1</sup>	1.0 oz. per Acre	
<sup>1</sup> <b>Grapeleaf skeletonizer:</b> Optimum control is achieved from ground applications that provide a thorough coverage of foliage. Aerial applications may provide suppression.		

**HOPS**

Insect Pests	Rate of AmTide Imidacloprid 75% WDG	Restrictions
Aphids	2.1 oz. per Acre	Pre-Harvest Interval (PHI): 28 days. Wait 21 days between applications. Do not apply more than 6.4 oz. (0.3 lb. AI/A) AmTide Imidacloprid 75% WDG Insecticide per Acre per year.




**PECAN**

<b>Insect Pests</b>	<b>Rate of AmTide Imidacloprid 75% WDG</b>	<b>Restrictions</b>
Aphids (use the higher rate for Black pecan aphid) <i>Phylloxera</i> Spittlebugs	0.9 – 1.9 oz. per Acre	Do not apply after shuck split. Wait 10 days between applications. Do not apply more than 7.5 oz. (0.35 lb. AI/A) AmTide Imidacloprid 75% WDG Insecticide per Acre per year. Do not use in California unless accompanied by state specific 24(c) labeling.

**POME FRUIT**

Includes the crops in Crop Group 11: Apple, Crabapple, Loquat, Mayhaw, Pear (including Oriental pear), Quince

<b>Insect Pests</b>	<b>Rate of AmTide Imidacloprid 75% WDG</b>	<b>Restrictions</b>
Leafhoppers <sup>1</sup>	1.2 – 2.1 oz. per Acre	Pre-Harvest Interval (PHI): 7 days. Wait 10 days between applications.
Aphids (except woolly apple aphid) <sup>2</sup> Leafminers <sup>3</sup> San Jose scale <sup>4</sup>	2.1 oz. per Acre	Do not apply more than 10.7 oz. (0.5 lb. AI/A) AmTide Imidacloprid 75% WDG Insecticide per Acre per year.  Do not apply pre-bloom or during bloom or when bees are foraging.
<b>PEARS ONLY</b> Mealybugs <sup>5</sup> Pear psylla	5.3 oz. per Acre	

<sup>1</sup>**Leafhoppers:** Use the lower listed rate for low to moderate infestations of white apple leafhopper. The higher listed rate is used for high white apple leafhopper populations or to control other leafhopper species. Time applications to occur when most leafhoppers are in the nymphal stage.

<sup>2</sup>**Rosy apple aphid:** apply before leafrolling is observed.


<sup>3</sup>**Leafminers:** Begin applications to control first generation leafminers as soon after pollination is completed and bees are no longer in the orchard. Early timing is critical for best control of this pest. To control second and succeeding generations, apply early in the adult flight against egg and early instar larvae. Make a second repeat application if required (i.e., for continued severe pressure, overlap of generations) but wait 10 days between applications. Note that AmTide Imidacloprid 75% WDG will not control late stage larvae. Suppression may result from a single application.

<sup>4</sup>**San Jose Scale:** Begin application at the crawler stage, and treat succeeding generations.

<sup>5</sup>**Mealybug:** Best results are obtained when the trunk and limbs (or other places where mealybugs rest) are thoroughly covered with AmTide Imidacloprid 75% WDG sprays applied at the maximum gal. per acre.


18/  
27**STONE FRUIT**

Includes the crops in Crop Group 12: Apricot, Cherry (including sweet and tart), Nectarine, Peach, Plum (including Chickasaw, Damson and Japanese), Plumcot, Prune (fresh and dried)

Insect Pests	Rate of AmTide Imidacloprid 75% WDG	Restrictions
<b>PESTS CONTROLLED:</b> Aphids Green June beetle Japanese beetle Leafhoppers/ Sharpshooters Plant bugs Rose chafer San Jose scale	1.1 – 2.1 oz. per Acre	<p><b>All Crops</b></p>  Do not apply pre-bloom or during bloom or when bees are-foraging.
Cherry fruit fly (maggot of Eastern and Western)	1.6 – 2.1 oz. per Acre	<p><b>Apricot, Nectarine, Peach:</b>  Pre-Harvest Interval (PHI): 0 days.  Wait 7 days between applications.  Do not apply more than 6.4 oz. (0.3 lb. AI/A) AmTide Imidacloprid 75% WDG Insecticide per Acre per year.  Apply in a minimum of 50 gal. water per acre by ground and 25 gal. water per acre by air.</p> <p><b>Cherries, Plums, Plumcot, Prune:</b>  Pre-Harvest Interval (PHI): 7 days.  Wait 10 days between applications.  Do not apply more than 10.7 oz. (0.5 lb. AI/A) AmTide Imidacloprid 75% WDG Insecticide per Acre per year.</p>
<b>SUPPRESSION ONLY:</b> Plum curculio Stink bugs	2.1 oz. per Acre	<p>Apply in a minimum of 50 gal. water per acre by ground and 25 gal. water per acre by air.</p>

**TROPICAL FRUIT**

Includes: Acerola, Avocado, Black sapote, Canistel, Feijoa, Jaboticaba, Guava, Longan, Lychee, Mamey sapote, Mango, Papaya, Passionfruit, Pulasan, Rambutan, Sapodilla, Spanish lime, Star apple, Starfruit, Wax jambu

Insect Pests	Rate of AmTide Imidacloprid 75% WDG	Restrictions
<b>PESTS CONTROLLED:</b> Aphids Leafhoppers/ Sharpshooters Thrips Whiteflies	2.1 oz. per Acre	<p>Pre-Harvest Interval (PHI): 7 days.  Wait 10 days between applications.  Do not apply more than 10.7 oz. (0.5 lb. AI/A) AmTide Imidacloprid 75% WDG Insecticide per Acre per year.</p>
<b>SUPPRESSION ONLY:</b> Scales		 Do not apply pre-bloom or during bloom or when bees are foraging.

19/  
27

---

**OTHER CROPS**


---

**Application Directions**

Use AmTide Imidacloprid 75% WDG Insecticide at the rates specified in the tables below as a broadcast or directed foliar spray. Begin treatments when areas become infested and as the pest populations begin to build. Optimum results are achieved when AmTide Imidacloprid 75% WDG Insecticide is applied in sufficient water to provide a thorough, uniform coverage of foliage and crops. If crops are infested with heavy insect populations AmTide Imidacloprid 75% WDG Insecticide may not result in knockdown control. In those situations, a second application may be required, but monitor field to determine if a second application is necessary. Improved control of some pests and knockdown of insect pests may be improved with a mixture of AmTide Imidacloprid 75% WDG Insecticide and other registered insecticides.

**POPLAR/COTTONWOOD**

Includes members of the genus *Populus* grown for pulp or timber

Insect Pests	Rate of AmTide Imidacloprid 75% WDG	Restrictions
Aphids Leaf beetles	1.1 – 2.1 oz. per Acre	Wait 10 days between applications.  Do not apply more than 10.7 oz. (0.5 lb. AI/A) AmTide Imidacloprid 75% WDG Insecticide per Acre per year.  Do not use in California unless accompanied by 24(c) labeling.

**CHRISTMAS TREE**

Insect Pests	Rate of AmTide Imidacloprid 75% WDG	Restrictions
Adelgids <sup>1</sup> Aphids Sawflies	1.1 – 2.1 oz. per Acre	Wait 7 days between applications.  Do not apply more than 10.7 oz. (0.5 lb. AI/A) AmTide Imidacloprid 75% WDG Insecticide per Acre per year.
<sup>1</sup> <b>Gall-forming adelgids:</b> Apply at full bud-swell or first bud-break of earliest bud-breaking trees. Once galls form, applications of AmTide Imidacloprid 75% WDG will not be effective.		

---

**TURF USES**


---

**Application Directions**

AmTide Imidacloprid 75% WDG Insecticide controls the larvae of listed insect pests found in turfgrass and suppresses larvae of cutworms and chinchbugs in turfgrass. Treatment areas include turfgrasses found around the home, multi-family residential complexes, business and office complexes, shopping centers, parks, playgrounds, athletic fields, golf courses, airports, cemeteries, and sod farms.

The residual activity of Imidacloprid, the active ingredient in AmTide Imidacloprid 75% WDG Insecticide, allows applications of AmTide Imidacloprid 75% WDG to be made just before egg-laying. If applied just before or during egg-laying, AmTide Imidacloprid 75% WDG Insecticide provides excellent control of target pest larvae. To determine the timing of an application, use information from previous year's insect infestations, current season's evaluations, or other methods. You may also consult your local State Agricultural Experiment Station or State Extension Turf Specialists for additional information regarding timing of application.

AmTide Imidacloprid 75% WDG Insecticide provides best results from application before egg-laying along with adequate watering-in (from irrigation or rainfall) to allow the imidacloprid to penetrate the thatch layer and reach the soil where insect larvae often reside. Ensure that any irrigation is directed vertically so that the imidacloprid moves down into the thatch and soil.

**TURF**

Insect Pests	Rate of AmTide Imidacloprid 75% WDG	Directions for Application
Larvae of: Annual bluegrass Weevil* Asiatic garden beetle Billbugs* Black turfgrass ataenius Cutworms (suppression) European chafer European Crane Fly* Green June beetle Japanese beetle Northern masked chafer Oriental beetle <i>Phyllophaga</i> spp.* Southern masked	6.4 to 8.6 oz. per Acre (3 to 4 level teaspoons per 1,000 sq. ft.)	Use a sufficient amount of water when applying AmTide Imidacloprid 75% WDG Insecticide and ensure that the product is applied evenly to the treated area.  Use accurately calibrated equipment that is normally used for the application of turfgrass insecticides. Recalibrate if necessary to verify equipment is operating properly.  Select the proper equipment that produces a uniform, coarse droplet spray. Low pressure settings decrease the chance of drift to non-target areas.  Adequate watering-in (from irrigation or rainfall) within 1 day of application allows the imidacloprid to penetrate the thatch layer and provide optimum control.  <b>*Note:</b> Make applications before initiation of hatching of eggs of these pests to obtain best control.
chafer Chinchbug (suppression) Mole crickets	8.6 oz. per Acre (4 level teaspoons per 1,000 sq. ft.)	<b>Chinchbug suppression:</b> apply before the first instar nymphs hatch.  <b>Mole Crickets:</b> apply before or during peak egg hatch period. Apply AmTide Imidacloprid 75% WDG Insecticide as a tank mix with another insecticide that controls mole crickets when adult or large nymphs are present and actively tunneling. Follow the instructions on the label for other insecticides when tank-mixing.

21/27

**Conversion Units:** 3 level teaspoons = 1 level Tablespoon  
(1 level teaspoon = 1.4 grams AmTide Imidacloprid 75% WDG Insecticide)

**RESTRICTIONS**

- Keep people and pets off treated area until dry
- Do not graze treated areas or use clippings from treated areas for feed or foliage
- Do not allow runoff or puddling of irrigation water following application.
- Do not apply this product to areas which are water logged or saturated, or frozen, which will not allow penetration into the root zone of the plant.
- Do not mow turf or lawn until irrigation or rainfall has occurred to ensure a uniform distribution of the product
- Do not apply more than 8.6 oz. (0.4 lb a.i.) per acre per year.

22/27

---

**ORNAMENTALS**

---

**Application Directions**

AmTide Imidacloprid 75% WDG Insecticide may be used on trees, shrubs, evergreens, flowers (treat prior to bloom or after all petals have fallen off), foliage plants, and groundcovers found in commercial and residential landscapes and interior plantscapes. Imidacloprid, the Active Ingredient (AI) in AmTide Imidacloprid 75% WDG, works by entering the plant through the roots and moving upward. Insects feeding on the plant are controlled or suppressed from exposure to imidacloprid. In order for the product to be effective, AmTide Imidacloprid 75% WDG must be applied when the plant is actively growing and absorbing water and nutrients. Nitrogen fertilizers, when applicable, act as nutrients and may be added to AmTide Imidacloprid 75% WDG spray solutions to help move the imidacloprid into the plant.

Foliar, soil (including soil-injection and soil drenches), and broadcast applications of AmTide Imidacloprid 75% WDG may be made. AmTide Imidacloprid 75% WDG applied foliarly, controls insects quickly by local, systemic activity. When applied to the soil of woody plants, AmTide Imidacloprid 75% WDG control may take longer (in some cases up to 60 days) because the imidacloprid must reach the plant roots and move up and through the plant. To be most effective, apply AmTide Imidacloprid 75% WDG before insects are expected to infest plants.

**Management of Ant Populations**

AmTide Imidacloprid 75% WDG Insecticide will control certain listed sucking insects on ornamentals which, in turn, reduces the honeydew available as a food source for ant populations. These AmTide Imidacloprid 75% WDG Insecticide treatments can be useful in addition to traditional ant population control measures such as residual insecticide sprays, use of baits or other ant control programs. **NOTE:** Do not use AmTide Imidacloprid 75% WDG for management of ant populations in commercial greenhouses, nurseries, or on grasses grown for seed, or on commercial fruit and nut trees.

**Foliar Applications**

Mix AmTide Imidacloprid 75% WDG Insecticide with the required amount of water and apply using application equipment typically employed for ornamentals.

Some foliage such as holly, pine, or ivy are difficult to wet by foliar applications. Add a spreader/sticker for best results. Note: when applying using concentrate or mist type sprayers, add the same amount of product on the area sprayed as is required in dilute applications.

**Tank-Mixes:** Although AmTide Imidacloprid 75% WDG Insecticide is compatible with other commonly used fungicides, miticides, liquid fertilizers, and insecticides. Conduct a compatibility check prior to using the tank-mix to ensure that the tank-mix is stable.

Do not exceed a total of 8.6 oz. (0.4 lb. AI) per Acre per year.

Do not apply through any irrigation system.

**TREES, SHRUBS, EVERGREENS, FLOWERS\*, FOLIAGE PLANTS, GROUNDCOVERS, AND INTERIOR PLANTSCAPES**

\*treat prior to bloom or after all petals have fallen off

<b>Insect Pests</b>	<b>Rate of AmTide Imidacloprid 75% WDG</b>	<b>Directions for Application</b>
Adelgids Aphids Japanese beetle Lace bugs Leaf beetles (including elm and viburnum leaf beetles) Leafhoppers (including glassy-winged sharpshooter) Mealybugs Psyllids Sawfly larvae Thrips (suppression) Whiteflies	<u>(level measure)</u> 0.25 tsp. in 2.5 gal. water 0.5 tsp. in 5 gal. water 1 tsp. in 10 gal. water 2.5 tsp. in 25 gal. water 5 tsp. in 50 gal. water 3 Tbsp. + 1 tsp. in 100 gal. water	<b>Foliar Applications:</b> Time applications to begin before insect pressure is high. Make repeat applications as needed.
White grub larvae (such as Japanese beetle larvae, Chafers, <i>Phyllophaga</i> spp., Asiatic garden beetle, Oriental beetle)	3 to 4 level teaspoons per 1,000 sq. ft.	<b>Broadcast Applications:</b> Use a sufficient amount of water to ensure a thorough coverage of the treated area. For optimum control, adequate irrigation is required after an application of AmTide Imidacloprid 75% WDG Insecticide to move the imidacloprid into the soil and near the plant roots.  Additional use directions may be found under FLOWERS and GROUNDCOVERS.

**RESTRICTIONS**

- For use only in and around industrial and commercial buildings and residential areas.
- Do not apply this product, by any application method, to linden, basswood or other *Tilia* species in the State of Oregon.
- Do not apply more than a total of 8.6 oz. (0.4 lb ai) per acre per year.
- Keep people and pets off treated area until dry
- For broadcast applications, do not apply in less than 2 gallons of water per 1000 sq. ft.



- Follow application restrictions for non-agricultural uses on page [x] (note to reviewer – page number will be added to commercial label) to protect bees and other insect pollinators

**TREES, SHRUBS, FLOWERS\* AND GROWDCOVERS**

\*treat prior to bloom or after all petals have fallen off

Insect Pests	Rate of AmTide Imidacloprid 75% WDG	Directions for Application
Adelgids Aphids Armored Scales (suppression) Black vine weevil larvae Emerald ash borer Eucalyptus longhorned borer Flathead borers (including bronze birch borer and alder borer) Japanese beetles Lace bugs Leaf beetles (including elm and viburnum leaf beetles) Leafhoppers (including glassy-winged sharpshooter) Leafminers Mealybugs Pine tip moth larvae Psyllids Royal palm bugs Sawfly larvae Soft scales Thrips (suppression) White grub larvae Whiteflies	<p><b>TREES:</b> 0.7 to 1.4 level tsp. per inch of trunk diameter (D.B.H.) or 1 to 2 oz. per 30 cumulative inches of trunk diameter (D.B.H.)</p> <p><b>BASAL SYSTEM:</b> The injection holes must be placed evenly around the base of the tree trunk but no more than 6 to 12 inches out from the base. Use a sufficient amount of water and inject an equal amount of solution in each hole. Use low pressure and enough solution to distribute the liquid into the treatment zone. For optimum control, moisten the treated area by irrigation for 7 to 10 days after the application. Use at least 4 holes per tree. <b>Soil Drench:</b> Apply in a minimum of 10 gallons of water per 1,000 sq. ft. Drench around the base of the tree in a uniform manner but be sure the spray is directed at the root zone. If any plastic or other barrier is present, remove it so that the treatment reaches the root zone. <b>For Control of Specified Borers:</b> If trees have been heavily infested and damaged or under stress, the application may not be effective or prevent the loss of the trees.</p> <p><b>SHRUBS:</b> 0.7 to 1.4 level tsp. per ft. of shrub height or 1 to 2 oz. per 30 cumulative feet of shrub height</p> <p><b>FLOWERS AND GROWDCOVERS:</b> 3 to 4 level Tsp. per 1,000 sq. ft.</p>	<p><b>Soil Injection:</b> GRID SYSTEM: Space holes on 2.5 foot centers in a grid pattern that extends to the drip line of the tree. CIRCLE SYSTEM: Apply product in holes spaced in circles under the drip line of the tree and extending in from that line. More than one circle must be made depending on the tree size.</p> <p><b>Soil Injection:</b> Use the specified rate for individual plants. Use a sufficient amount of water and inject the same volume of solution into each hole. Using low pressure, apply enough solution to distribute the liquid into the treatment zone. For optimum control, moisten the treated area by irrigation for 7 to 10 days after the application. Use at least 4 holes per shrub. <b>Soil Drench:</b> Apply in a minimum of 10 gallons of water per 1,000 sq. ft. Drench around the base of the shrub in a uniform manner but be sure the spray is directed at the root zone. If any plastic or other barrier is present, remove it so that the treatment reaches the root zone.</p> <p>Make a broadcast application and soil-incorporate the product before planting. Alternatively, make the application after plants have been established. After application to established plants, best control of insects is achieved by irrigation of the treated area.</p>
<b>Conversion Units:</b> 3 level teaspoons = 1 level Tablespoon (1 level teaspoon = 1.4 grams AmTide Imidacloprid 75% WDG Insecticide)		

**RESTRICTIONS**

- For use only in and around industrial and commercial buildings and residential areas and state, national and private wooded and forested areas to control listed insect pests.
- Do not make Soil Injection Applications in Nassau or Suffolk Counties of New York.
- Do not apply this product, by any application method, to linden, basswood or other *Tilia* species in the State of Oregon.
- Do not apply more than a total of 8.6 oz. (0.4 lb ai) per acre per year.
- Keep people and pets off treated areas until dry
- Follow application restrictions for non-agricultural uses on page [x] (note to reviewer – page number will be added to commercial label) to protect bees and other insect pollinators





25/27

- **FRUIT AND NUT TREES: Pome Fruit (including Apple, Crabapple, Loquat, Mayhaw, Pear, Pear (oriental), and Quince) AND Pecans**

Insect Larvae	Rate of AmTide Imidacloprid 75% WDG	Directions for Application	Restrictions
<b>POME FRUIT:</b> Aphids (except Wooly Apple aphid) <sup>2</sup> Leafhoppers (including glassy-winged sharpshooter) <sup>1</sup> Leafminer <sup>3</sup> Mealybugs <sup>*4</sup> San Jose scale <sup>*5</sup>	0.5 oz. (3 Tbsp. + 1 tsp.) per 100 gal. (equivalent to 2 oz. per Acre <sup>#</sup> )	Make applications after petal fall.	<ul style="list-style-type: none"> <li>• For use only in and around residential areas.</li> <li>• Do not apply more than 2 oz. per Acre per application and do not exceed 5 applications per year.</li> <li>• Wait 10 or more days between applications.</li> <li>• Wait at least 7 days after application to harvest the crop.</li> <li>• *Not registered for use in California for control of these pests on pears.</li> </ul>
<b>PECANS**:</b> Black margined aphid Pecan leaf phylloxera Pecan spittlebug Pecan stem phylloxera Yellow pecan aphid	0.5 oz. (3 Tbsp. + 1 tsp.) per 100 gal. (equivalent to 2 oz. per Acre <sup>#</sup> )	Time applications to begin when pest pressure begins but before pressure is heavy. Best control may require two foliar applications 10 to 14 days apart if scouting activities find insect pressure after the first application. Apply AmTide Imidacloprid 75% WDG in sufficient volumes to ensure a thorough, uniform coverage of the foliage. Coverage may be improved by adding an organosilicone-based spray adjuvant. Refer to the label rates specified by the adjuvant's manufacturer.	<ul style="list-style-type: none"> <li>• For use only in and around residential areas.</li> <li>• Do not apply more than 6 oz. AmTide Imidacloprid 75% WDG Insecticide per Acre per year and do not exceed 3 applications per year.</li> <li>• Wait 10 or more days between applications.</li> <li>• **Not registered for use on pecans in California unless accompanied by 24(c) labeling.</li> </ul>

<sup>1</sup>**Leafhoppers:** If a late season (preharvest) control of leafhoppers is required, apply AmTide Imidacloprid 75% WDG when most leafhoppers are in the nymphal stage.

<sup>2</sup>**Rosy apple aphid:** apply before leafrolling is observed.

<sup>3</sup>**Leafminers:** Begin applications as soon after petal fall as possible to control the first generation. To control second and succeeding generations, apply early in the adult flight against egg and early instar larvae. Make a second repeat application if required (i.e., for continued severe pressure, overlap of generations) but wait 10 days between applications. Note that AmTide Imidacloprid 75% WDG will not control late stage larvae. Suppression may result from just a single application.

<sup>4</sup>**Mealybug:** Best results are obtained when the trunk and limbs (or other places where mealybugs rest) are thoroughly covered with spray solution.

<sup>5</sup>**San Jose Scale:** Begin application at the crawler stage, and treat succeeding generations.

<sup>#</sup> Tree size and amount of foliage on trees will determine the amount of AmTide Imidacloprid 75% WDG required per Acre. This equivalent rate is based on use of 400 gal. per Acre of dilute sprays for larger trees.

**Conversion Units:** 3 level teaspoons = 1 level Tablespoon

(1 level teaspoon = 1.4 grams AmTide Imidacloprid 75% WDG Insecticide)

**GRAPES**

Insect Larvae	Rate of AmTide Imidacloprid 75% WDG	Directions for Application	Restrictions
Leafhoppers including glassy-winged sharpshooter Mealybugs Grape leaf Skeletonizer	0.5 oz. (3 Tbsp. + 1 tsp.) per 100 gal. (equivalent to 1 oz. per Acre)	Apply in a minimum of 200 gal. per Acre.	<ul style="list-style-type: none"> <li>• For use only in and around industrial and commercial buildings and residential areas.</li> <li>• Do not apply more than 2 oz. AmTide Imidacloprid 75% WDG Insecticide per Acre per year and do not exceed 3 applications per year.</li> <li>• Wait 14 or more days between applications.</li> <li>• Harvest may be made the same day as the last application.</li> </ul>
<b>Conversion Units:</b> 3 level teaspoons = 1 level Tablespoon (1 level teaspoon = 1.4 grams AmTide Imidacloprid 75% WDG Insecticide)			

**STORAGE AND DISPOSAL**

Do not contaminate water, food, or feed by storage or disposal.

**PESTICIDE STORAGE:** Store in a cool, dry place and in such a manner as to prevent cross-contamination with other pesticides, fertilizers, food, and feed. Store in original container and out of the reach of children, preferably in a locked storage area.

Handle and open container in a manner as to prevent spillage. If the container is leaking, invert to prevent leakage. If container is leaking or material spilled for any reason or cause, carefully dam up the spilled material to prevent runoff. Refer to the Precautionary Statements section of this label for hazards associated with the handling of this material. Do not walk through spilled material. Absorb spilled material with absorbing type compounds and dispose of as directed for pesticides below. In spill or leak incidents, keep unauthorized people away.

**PESTICIDE DISPOSAL:** Wastes resulting from the use of this product may be disposed of on site or at an approved waste facility.

**CONTAINER HANDLING (Foil Bags):** Nonrefillable container. Do not reuse or refill this container. Completely empty bag into application equipment. Then offer for recycling if available or dispose of empty bag in a sanitary landfill, or by incineration, or, if allowed by state and local authorities, by burning. If burned, stay out of smoke.

**CONTAINER HANDLING (Plastic containers):** Non-refillable container. Do not reuse or refill this container. Triple rinse container (or equivalent) promptly after emptying. Triple rinse as follows: Empty the remaining contents into application equipment or a mix tank. Fill the container ¼ full with water and recap. Shake for 10 seconds. Pour rinsate into application equipment or a mix tank or store rinsate for later use or disposal. Drain for 10 seconds after the flow begins to drip. Repeat this procedure two more times. Then offer for recycling if available or puncture and dispose of in a sanitary landfill, or by incineration, or, if allowed by state and local authorities, by burning. If burned, stay out of smoke.

27/  
27**CONDITIONS OF SALE AND LIMITATION OF WARRANTY AND LIABILITY**

**NOTICE:** Read the entire Directions for Use and Conditions of Sale and Limitation of Warranty and Liability before buying or using this product. If the terms are not acceptable, return the product at once, unopened, and the purchase price will be refunded.

AmTide LLC warrants that this product conforms to the chemical description on the label and is reasonably fit for the purposes stated in the Directions for Use, subject to the inherent risks referred to above, when used in accordance with directions under normal use conditions. This warranty does not extend to the use of this product contrary to label instructions, or under abnormal conditions or under conditions not reasonably foreseeable to or beyond the control of Seller or AmTide LLC, and Buyer and User assumes the risk of any such use. **TO THE EXTENT CONSISTENT WITH APPLICABLE LAW, AMTIDE LLC MAKES NO WARRANTIES OF MERCHANTABILITY OR OF FITNESS FOR A PARTICULAR PURPOSE OR ANY OTHER EXPRESS OR IMPLIED WARRANTY EXCEPT AS STATED ABOVE.**

The Directions for Use of this product must be followed carefully. It is impossible to eliminate all risks inherently associated with the use of this product in the event of ineffectiveness or other unintended consequences that may result because of such factors as manner of use or application, weather or crop conditions, presence of other materials or other influencing factors in the use of the product, which are beyond the control of AmTide LLC or Seller. To the extent consistent with applicable law, all such risks shall be assumed by Buyer and User, and Buyer and User agree to hold AmTide LLC and Seller harmless for any claims relating to such factors.

To the extent consistent with applicable law, in no event shall AmTide LLC or Seller be liable for any incidental, consequential, or special damages resulting from the use or handling of this product. **TO THE EXTENT CONSISTENT WITH APPLICABLE LAW, THE EXCLUSIVE REMEDY OF THE USER AND BUYER, AND THE EXCLUSIVE LIABILITY OF AMTIDE LLC AND SELLER FOR ANY AND ALL CLAIMS, LOSSES, INJURIES OR DAMAGES (INCLUDING CLAIMS BASED ON BREACH OF WARRANTY, CONTRACT, NEGLIGENCE, TORT, STRICT LIABILITY OR OTHERWISE) RESULTING FROM THE USE OR HANDLING OF THIS PRODUCT SHALL BE, AT THE ELECTION OF AMTIDE LLC OR SELLER, THE REPLACEMENT OF THE PRODUCT, OR COMPENSATION LIMITED TO DAMAGES NOT EXCEEDING THE FAIR MARKET PURCHASE PRICE, AND SHALL NOT INCLUDE INCIDENTAL OR CONSEQUENTIAL DAMAGES.**

AmTide LLC and Seller offer this product, and Buyer and User accept it, subject to the foregoing conditions of sale and limitations of warranty and of liability, which may not be modified except by written agreement signed by the duly authorized representative of AmTide LLC.

Bidrin<sup>®</sup> is a registered trademark of the Amvac Chemical Corporation.

EPA [approval date]