

83851-3

03-12-2010

1/69



UNITED STATES ENVIRONMENTAL PROTECTION AGENCY
WASHINGTON, D.C. 20460

OFFICE OF
PREVENTION, PESTICIDES AND
TOXIC SUBSTANCES

Mr. Ross Gilbert
Agent for AmTide, LLC
C/O Pyxis Regulatory Consulting, Inc
4110 136th N.W
Gig Harbor, WA 98332

MAR 12 2010

Subject: Label Notification(s) for Pesticide Registration Notice 2007-4

Dear Registrant:

The Agency is in receipt of your Application(s) for Pesticide Notification under Pesticide Registration Notice (PRN) 2007-4 dated February 16, 2010 for:

EPA Registration 83851-3 AmTide MSM DF 60 Herbicide

The Registration Division (RD) has conducted a review of this request for applicability under PRN 2007-4 and finds that the label change(s) requested falls within the scope of PRN-2007-4. The label has been date-stamped "Notification" and will be placed in our records.

Please be reminded that 40 CFR Part 156.140(a)(4) requires that a batch code, lot number, or other code identifying the batch of the pesticide distributed and sold be placed on nonrefillable containers. The code may appear either on the label (and can be added by non-notification/PR Notice 98-10) or durably marked on the container itself.

If you have any questions, please contact me directly at 703-305-6249 or Banza Djapao of my staff at 703-305-7269.

Sincerely,

A handwritten signature in black ink, appearing to read "Linda Arrington".

Linda Arrington
Notifications & Minor Formulations Team Leader
Registration Division (7505P)
Office of Pesticide Programs

 <p>United States Environmental Protection Agency Washington, DC 20460</p>	<input type="checkbox"/> Registration <input type="checkbox"/> Amendment <input checked="" type="checkbox"/> Other	OPP Identifier Number
---	--	-----------------------

Application for Pesticide - Section I

1. Company/Product Number 83851-3	2. EPA Product Manager J. Tompkins	3. Proposed Classification <input checked="" type="checkbox"/> None <input type="checkbox"/> Restricted
4. Company/Product (Name) AmTide, LLC / AmTide MSM 60 DF Herbicide	PM# 25	
5. Name and Address of Applicant (Include ZIP Code) AmTide LLC c/o Pyxis Regulatory Consulting, Inc. 4110 136th St. NW Gig Harbor, WA 98332 <input type="checkbox"/> Check if this is a new address		6. Expedited Review. In accordance with FIFRA Section 3(c)(3)(b)(i), my product is similar or identical in composition and labeling to: EPA Reg. No. _____ Product Name _____

Section - II

<input type="checkbox"/> Amendment - Explain below. <input type="checkbox"/> Resubmission in response to Agency letter dated _____ <input checked="" type="checkbox"/> Notification - Explain below.	<input type="checkbox"/> Final printed labels in response to Agency letter dated _____ <input type="checkbox"/> "Me Too" Application. <input type="checkbox"/> Other - Explain below.
--	---

NOTIFICATION

MAR 12 2010


Explanation: Use additional page(s) if necessary. (For section I and Section II.)

Notification of label change per PR Notice 2007-4. This notification is consistent with the guidance in PR Notice 2007-4 and the requirements of EPA's regulations at 40 CFR 156.10, 156.140, 156.144, 156.146, and 156.156. No other changes have been made to the labeling or the Confidential Statement of Formula for this product. I understand that it is a violation of 18 U.S.C. Sec. 1001 to willfully make any false statement to EPA. I further understand that if the amended label is not consistent with the requirements of 40 CFR 156.10, 156.140, 156.144, 156.146, and 156.156, this product may be in violation of FIFRA and I may be subject to enforcement action and penalties under sections 12 and 14 of FIFRA.

Section - III

1. Material This Product Will Be Packaged In:			
Child-Resistant Packaging <input type="checkbox"/> Yes <input checked="" type="checkbox"/> No	Unit Packaging <input checked="" type="checkbox"/> Yes <input type="checkbox"/> No If "Yes" Unit Packaging wgt. No. per container 8 oz., 16 oz. 8, 8	Water Soluble Packaging <input type="checkbox"/> Yes <input checked="" type="checkbox"/> No If "Yes" Package wgt No. per container	2. Type of Container <input type="checkbox"/> Metal <input checked="" type="checkbox"/> Plastic <input type="checkbox"/> Glass <input type="checkbox"/> Paper <input type="checkbox"/> Other (Specify) _____
3. Location of Net Contents Information <input checked="" type="checkbox"/> Label <input type="checkbox"/> Container		4. Size(s) Retail Container 8 x 8 oz., 8 x 16 oz.	5. Location of Label Directions <input checked="" type="checkbox"/> On Label <input type="checkbox"/> On Labeling accompanying product
6. Manner in Which Label is Affixed to Product <input checked="" type="checkbox"/> Lithograph <input type="checkbox"/> Paper glued <input type="checkbox"/> Stenciled <input type="checkbox"/> Other _____			

Section - IV

1. Contact Point (Complete items directly below for identification of individual to be contacted, if necessary, to process this application.)		
Name Ross Gilbert	Title Agent	Telephone No. (Include Area Code) (253) 853-7369
Certification I certify that the statements I have made on this form and all attachments thereto are true, accurate and complete. I acknowledge that any knowingly false or misleading statement may be punishable by fine or imprisonment or both under applicable law.		6. Date Application Received <div style="border: 1px solid black; padding: 5px; text-align: center;">(Scamped)</div>
2. Signature 	3. Title Agent	
4. Typed Name Ross Gilbert	5. Date 2/16/2010	

Certification with Respect to Label Integrity

version: 9/11/02

I certify that the information (including, but not limited to, text, tables, and graphics) contained in the electronic file identified below by file name and submitted with this certification is the same information as that on the paper copies of these documents included with this submission.

PROPOSED LABEL		
EPA Registration #	Date Submitted to EPA	Electronic file name
83851-3	February 16, 2010	083851-00003.20100216.PRN 2007-4 lbl notification.pdf

I certify that the statements that I have made on this form are true, accurate, and complete. I acknowledge that any knowingly false or misleading statements may be punishable by fine or imprisonment or both under applicable law.

Signature Ross Gilbert


Date 2/16/2010

Ross Gilbert

Name (typed)

Agent

Title



4
69

PYXIS REGULATORY CONSULTING, INC.

4110 136th St. NW
Gig Harbor, WA 98332

Phone: 253-853-7369
Fax: 253-853-5516
www.PyxisRC.com

February 16, 2010

COURIER DELIVERY

Jim Tompkins (PM 25)
Document Processing Desk (**NOTIF**)
Office of Pesticide Programs (7504P)
U.S. Environmental Protection Agency
Room S-4900, One Potomac Yard
2777 S. Crystal Drive
Arlington, VA 22202

RE: AmTide LLC – AmTide MSM DF 60 Herbicide (EPA Reg. No. 83851-3)
Revision to Container Disposal Instructions per PRN 2007-4

Dear Mr. Tompkins,

On behalf of AmTide, LLC please find the enclosed label notification revising the container disposal instructions per PRN 2007-4.

In support of this notification submission, we submit the following documents:

1. Completed Application for Registration (EPA Form 8570-1).
2. One (1) copy of the AmTide MSM DF 60 Herbicide labeling with changes tracked.
3. One (1) copy of the AmTide MSM DF 60 Herbicide labeling with changes incorporated.
4. Certificate with respect to label integrity.
5. Letter of Authorization.
6. One (1) copy of the AmTide MSM DF 60 Herbicide labeling on CD.

Please feel free to contact me by phone (253) 853-7369 or by email at Ross@PyxisRC.com if you have any questions or need any additional information.

Sincerely,



Ross Gilbert

Enclosures

cc: D. Wang, AmTide, LLC

<p>4110 136th St. NW Gig Harbor, WA 98332 Phone: 253-853-7369 Fax: 253-853-5516 www.PyxisRC.com</p>	<p>U.S. Environmental Protection Agency Office of Pesticide Programs 7504P</p>
--	--

November 6, 2009

To Whom It May Concern:


RE: Letter of Authorization

Dear Sir or Madam:

Please let this letter serve to confirm that Janelle Kay and Michael Kellogg of Pyxis Regulatory Consulting, Inc. are authorized to act as agent for AmTide, LLC (EPA Company Number 83851), before the U.S. Environmental Protection Agency, California Department of Pesticide Regulation Pesticide Registration Branch and other state governmental agencies in all matters regarding our pesticide registrations pursuant to the Federal Insecticide, Fungicide and Rodenticide Act ("FIFRA"), 7 U.S.C. § 136 et seq. and state law.

If you have any questions, please do not hesitate to contact me.

Sincerely,



Der-I Wang, Ph.D
General Manager
AmTide LLC

cc: Pyxis Regulatory Consulting, Inc.

CC: Janelle Kay
CC: Michael Kellogg
CC: Der-I Wang
CC: Pyxis Regulatory Consulting, Inc.
CC: AmTide LLC
CC: EPA
CC: California Department of Pesticide Regulation
CC: Pesticide Registration Branch

6
69**AmTide MSM 60 DF herbicide**

ACTIVE INGREDIENT: Metsulfuron methyl: Methyl 2-[[[(4-methoxy-6-methyl-1,3,5-triazin-2yl)amino]carbonyl]amino]sulfonyl]benzoate
OTHER INGREDIENTS:
TOTAL:

60.0%
 40.0%
 100.0%

KEEP OUT OF REACH OF CHILDREN**NOTIFICATION****MAR 12 2010****CAUTION**

FIRST AID	
If on skin or clothing:	<ul style="list-style-type: none"> • Take off contaminated clothing. • Rinse skin immediately with plenty of water for 15-20 minutes. • Call a poison control center or doctor for treatment advice.
If in eyes:	<ul style="list-style-type: none"> • Hold eye open and rinse slowly and gently with water for 15-20 minutes. • Remove contact lenses, if present, after the first 5 minutes, then continue rinsing eye. • Call a poison control center or doctor for treatment advice.
HOT LINE NUMBER	
Have the product container or label with you when calling a poison control center or doctor, or going for treatment. You may also contact 1-949-679-3535 for emergency medical treatment information.	

[REFER TO INSIDE OF BOOKLET FOR PRECAUTIONARY STATEMENTS, STORAGE AND DISPOSAL, AND USE DIRECTIONS.]

EPA Reg. No. 83851-3

EPA Est. No.

Manufactured for:
 AmTide LLC
 21 Hubble
 Irvine, CA 92618

Net Weight:

AmTide MSM 60 DF herbicide**ACTIVE INGREDIENT:** Metsulfuron methyl: Methyl 2-[[[(4-methoxy-6-methyl-1,3,5-triazin-2-yl)amino]carbonyl]amino]sulfonyl]benzoate

60.0%

OTHER INGREDIENTS:40.0%**TOTAL:**

100.0%

KEEP OUT OF REACH OF CHILDREN**CAUTION**

FIRST AID	
If on skin or clothing:	<ul style="list-style-type: none"> • Take off contaminated clothing. • Rinse skin immediately with plenty of water for 15-20 minutes. • Call a poison control center or doctor for treatment advice.
If in eyes:	<ul style="list-style-type: none"> • Hold eye open and rinse slowly and gently with water for 15-20 minutes. • Remove contact lenses, if present, after the first 5 minutes, then continue rinsing eye. • Call a poison control center or doctor for treatment advice.
HOT LINE NUMBER	
Have the product container or label with you when calling a poison control center or doctor, or going for treatment. You may also contact 1-949-679-3535 for emergency medical treatment information.	

EPA Reg. No. 83851-3**EPA Est. No.****Manufactured for:**AmTide LLC
21 Hubble
Irvine, CA 92618**Net Weight:**

8
89

**PRECAUTIONARY STATEMENTS
HAZARDS TO HUMANS AND DOMESTIC ANIMALS
CAUTION**

Causes eye irritation. Avoid contact with skin, eyes or clothing. Avoid breathing dust or spray mist.

PERSONAL PROTECTIVE EQUIPMENT

Applicators and other handlers must wear:

- Long-sleeved shirt and long pants
- Shoes and socks

Follow manufacturer's instructions for cleaning/maintaining PPE. If no such instructions for washables, use detergent and hot water. Keep and wash PPE separately from other laundry.

USER SAFETY RECOMMENDATIONS

Users should:

- Wash hands before eating, drinking, chewing gum, using tobacco or using the toilet.

Engineering Control Statements:

When handlers use closed systems, enclosed cabs, or aircraft in a manner that meets the requirements listed in the Worker Protection Standard (WPS) for agricultural pesticides (40CFR 170.240 (d) (4-6), the handler PPE requirements may be reduced or modified as specified in the WPS.

IMPORTANT: When reduced PPE is worn because a closed system is being used, handlers must be provided all PPE specified above for "applicators and other handlers" and have such PPE immediately available for use in an emergency, such as a spill or equipment breakdown.

ENVIRONMENTAL HAZARDS

Do not apply directly to water, or to areas where surface water is present, or to intertidal areas below the mean high water mark. Do not contaminate water when cleaning equipment or disposing of equipment wash waters.

This herbicide is injurious to plants at extremely low concentrations. Non-target plants may be adversely affected from drift and runoff.

DIRECTIONS FOR USE

It is a violation of Federal law to use this product in a manner inconsistent with its labeling. Do not apply this product in a way that will contact workers or other persons, either directly or through drift. Only protected handlers may be in the area during application. For any requirements specific to your State or Tribe, consult the agency in your State responsible for pesticide regulation.

9
69**AGRICULTURAL USE REQUIREMENTS**

Use this product only in accordance with its labeling and with the Worker Protection Standard, 40 CFR part 170. This standard contains requirements for the protection of agricultural workers on farms, forests, nurseries, and greenhouses, and handlers of agricultural pesticides. It contains requirements for training, decontamination, notification, and emergency assistance. It also contains specific instructions and exceptions pertaining to these statements on this label about personal protective equipment (PPE) and restricted-entry interval. The requirements in this box only apply to uses of this product that are covered by the Worker Protection Standard.

DO NOT ENTER OR ALLOW WORKER ENTRY INTO TREATED AREAS DURING THE RESTRICTED-ENTRY INTERVAL (REI) OF 4 HOURS.

PPE required for early entry that is permitted under the Worker Protection Standard and that involves contact with anything that has been treated, such as plants, soil, or water is:

- Coveralls
- Shoes plus socks

NON-AGRICULTURAL USE REQUIREMENTS

The requirements in this box apply to uses of this product that are NOT within the scope of the Worker Protection Standard for agricultural pesticides (40 CFR part 170). The WPS applies when this product is used to produce agricultural plants on farms, forests, nurseries or greenhouses.

Non-crop industrial weed control, selective weed control in turf (industrial, unimproved only), and weed control in pastures and rangeland are not within the scope of the Worker Protection Standard.

Keep unprotected persons out of treated areas until sprays have dried.

Do not use on food or feed crops except as recommended by this label.

IMPORTANT PRECAUTIONS

DO NOT USE ON FOOD OR FEED CROPS EXCEPT AS RECOMMENDED BY THIS LABEL.

Injury to or loss of desirable trees or other plants may result if the precautions listed below are not followed.

- Do not apply AmTide MSM 60 DF Herbicide (except as recommended), or drain or flush equipment on or near desirable trees or other plants, or on areas where their roots may extend or in locations where the product may be washed or moved into contact with their roots.
- Do not use on lawns, walks, driveways, tennis courts, or similar areas except as recommended by this label.
- Prevent drift of spray to desirable plants.
- Do not contaminate any body of water, including irrigation water.
- Keep from contact with fertilizers, insecticides, fungicides and seeds.

Spraying and mixing equipment used with AmTide MSM 60 DF Herbicide must not be used for subsequent applications to food or feed crops with the exception of pastures, rangeland, and wheat, as low rates of AmTide MSM 60 DF HERBICIDE can kill or severely injure most food or feed crops.

AmTide MSM 60 DF should be used only in accordance with recommendations on this label. AmTide LLC will not be responsible for losses or damages resulting from the use of this product

12
69

in any manner not specifically recommended by AmTide LLC. User assumes all risks associated with such non-recommended use.

TANK MIXES

AmTide MSM 60 DF HERBICIDE may be tank mixed with other Herbicides registered for the use sites described in this label. Use only those tank mix partners which are labeled for the appropriate use site. When tank mixing, use the most restrictive label limitations for each of the products being used in the tank mix.

IMPORTANT INFORMATION

PESTICIDE HANDLING

- Calibrate sprayers only with clean water away from the well site.
- Make scheduled checks of spray equipment.
- Assure accurate measurement of pesticides by all operation employees.
- Mix only enough product for the job at hand.
- Avoid overfilling of spray tank.
- Do not discharge excess material on the soil at a single spot in the field or mixing/loading station.
- Dilute and agitate excess solution and apply at labeled rates/uses.
- Avoid storage of pesticides near well sites.
- When triple rinsing the pesticide container, be sure to add the rinsate to the spray mix.
- Do not apply this product through any type of irrigation system.

SPRAY EQUIPMENT

For specific application equipment, refer to the manufacturer's recommendations for additional information on GPA, pressure, speed, nozzle types and arrangements, nozzle heights above the target canopy, etc. Be sure to calibrate air or ground equipment properly before application. Select a spray volume and delivery system that will ensure thorough coverage and a uniform spray pattern with minimum drift. Use higher spray volumes to obtain better coverage when the crop canopy is dense. Avoid swath overlapping, and shutoff spray booms while starting, turning, slowing, or stopping to avoid crop injury.

Do not make applications using equipment and/or spray volumes or under weather conditions that might cause spray to drift onto nontarget sites. For additional information on spray drift, refer to the Spray Drift Management section of the label.

Continuous agitation is required to keep AmTide MSM 60 DF in suspension.

MIXING INSTRUCTIONS

1. Fill the tank $\frac{1}{4}$ to $\frac{1}{3}$ full of water (if using liquid nitrogen fertilizer solution in place of water, see Tank Mixtures sections for additional details).
2. While agitating, add the required amount of AmTide MSM 60 DF.
3. Continue agitation until the AmTide MSM 60 DF is fully dispersed, at least 5 minutes.
4. Once the AmTide MSM 60 DF is fully dispersed, maintain agitation and continue filling tank with water. AmTide MSM 60 DF should be thoroughly mixed with water before adding any other material.
5. As the tank is filling, add tank mix partners (if desired) then add the necessary volume of nonionic surfactant. Always add surfactant last.
6. If the mixture is not continuously agitated, settling will occur. If settling occurs, thoroughly reagituate before using.
7. Apply AmTide MSM 60 DF spray mixture with 24 hours of mixing to avoid product degradation.

11
69

8. If AmTide MSM 60 DF and a tank mix partner are to be applied in multiple loads, preslurry the AmTide MSM 60 DF in clean water prior to adding to the tank. This will prevent the tank mix partner from interfering with the dissolution of AmTide MSM 60 DF.

Do not use AmTide MSM 60 DF with spray additives that reduce the pH of the spray solution to below 3.0.

SPRAYER CLEANUP

Spray equipment must be cleaned before AmTide MSM 60 DF is sprayed. Follow the cleanup procedures specified on the labels of previously applied products. If no directions are provided, follow the six steps outlined in "After Spraying AmTide MSM 60 DF" section of this label.

At the End of the Day

When multiple loads of AmTide MSM 60 DF are applied, it is recommended that at the end of each day of spraying the interior of the tank be rinsed with fresh water and then partially filled, and the boom and hoses flushed. This will prevent the buildup of dried pesticide deposits that can accumulate in the application equipment.

To avoid subsequent injury to desirable crops, thoroughly clean all mixing and spray equipment immediately following applications of AmTide MSM 60 DF as follows:

1. Drain tank; thoroughly rinse spray tanks, boom, and hoses with clean water. Loosen and physically remove any visible deposits.
2. Fill the tank with clean water and 1 gal. of household ammonia* (contains 3% active) for every 100 gal. of water. Flush the hoses, boom, and nozzles with the cleaning solution. Then add more water to completely fill the tank. Circulate the cleaning solution through the tank and hoses for at least 15 minutes. Flush the hoses, boom, and nozzles again with the cleaning solution, and then drain the tank.
3. Remove the nozzles and screens and clean separately in a bucket containing cleaning agent and water.
4. Repeat Step 2.
5. Rinse the tank, boom, and hoses with clean water.
6. If only ammonia is used as a cleaner, the rinsate solution may be applied back to the crop(s) recommended on this label. Do not exceed the maximum-labeled use rate. If other cleaners are used, consult the cleaner label for rinsate disposal instructions. If no instructions are given, dispose of the rinsate on site or at an approved waste disposal facility.

*Equivalent amounts of alternate-strength ammonia solution or an AmTide LLC approved cleaner can be used in the cleanout procedure. Carefully read and follow the individual cleaner instructions. Consult your agricultural dealer, applicator, or an AmTide LLC representative for a listing of approved cleaners.

Notes:

1. **Attention:** Do not use chlorine bleach with ammonia as dangerous gasses will form. Do not clean equipment in an enclosed area.
2. Steam-cleaning aerial spray tanks is recommended prior to performing the above cleanout procedure to facilitate the removal of any caked deposits.
3. When AmTide MSM 60 DF is tank mixed with other pesticides, all required cleanout procedures should be examined and the most rigorous procedure should be followed.
4. In addition to this cleanout procedure, all precleanout guidelines on subsequently applied products should be followed as per the individual labels.
5. Where routine spraying practices include shared equipment frequently being switched between applications of AmTide MSM 60 DF and applications of other pesticides to AmTide MSM 60 DF sensitive crops during the same spray season, it is recommended

12
69

that a sprayer be dedicated to AmTide MSM 60 DF to further reduce the chance of crop injury.

SPRAY DRIFT MANAGEMENT

The interaction of many equipment and weather-related factors determines the potential for spray drift. The applicator is responsible for considering all these factors when making application decisions.

AVOIDING SPRAY DRIFT IS THE RESPONSIBILITY OF THE APPLICATOR.

IMPORTANCE OF DROPLET SIZE

The most effective way to reduce drift potential is to apply large droplets (>150-200 microns). The best drift management strategy is to apply the largest droplets that provide sufficient coverage and control. The presence of sensitive species nearby, the environmental conditions, and pest pressure may affect how an applicator balances drift control and coverage. **APPLYING LARGER DROPLETS REDUCES DRIFT POTENTIAL, BUT WILL NOT PREVENT DRIFT IF APPLICATIONS ARE MADE IMPROPERLY OR UNDER UNFAVORABLE ENVIRONMENTAL CONDITIONS.** See, *Wind, Temperature and Humidity, and Temperature Inversions* section of this label.

Controlling Droplet Size – General Techniques

- Volume – Use high flow rate nozzles to apply the highest practical spray volume. Nozzles with higher rated flows produce larger droplets.
- Pressure – Use the lower spray pressures recommended for the nozzle. Higher pressure reduces droplet size and does not improve canopy penetration. **WHEN HIGHER FLOW RATES ARE NEEDED, USE A HIGHER-CAPACITY NOZZLE INSTEAD OF INCREASING PRESSURE.**
- Nozzle Type – Use a nozzle type that is designed for the intended application. With most nozzle types, narrower spray angles produce larger droplets. Consider using low-drift nozzles.

Controlling Droplet Size – Aircraft

- Number of Nozzles – Use the minimum number of nozzles with the highest flow rate that provide uniform coverage.
- Nozzle Orientation – Orienting nozzles so that the spray is emitted backwards, parallel to the airstream will produce larger droplets than other orientations.
- Nozzle Type – Solid stream nozzles (such as disc and core with swirl plate removed) oriented straight back produce larger droplets than other nozzle types.
- Boom Length – The boom length should not exceed $\frac{1}{4}$ of the wing or rotor length; longer booms increase drift potential.
- Application Height – Application more than 10 ft. above the canopy increases the potential for spray drift.

BOOM HEIGHT

Setting boom at the lowest labeled height (if specified) which provides uniform coverage reduces the exposure of droplets to evaporation and wind. For ground equipment, the boom should remain level with the crop and have minimal bounce.

WIND

Drift potential increases at wind speeds of less than 3 mph (due to inversion potential) or more than 10 mph. However, many factors, including droplet size and equipment type determine drift potential at any given wind speed. **AVOID GUSTY OR WINDLESS CONDITIONS.**

13
69

Note: Local terrain can influence wind patterns. Every applicator should be familiar with local wind patterns and how they affect spray drift.

TEMPERATURE AND HUMIDITY

When making applications in hot and dry conditions, set up equipment to produce larger droplets to reduce effects of evaporation.

TEMPERATURE INVERSIONS

Drift potential is high during a temperature inversion. Temperature inversions restrict vertical air mixing, which causes small-suspended droplets to remain close to the ground and move laterally in a concentrated cloud. Temperature inversions are characterized by increasing temperature with altitude and are common on nights with limited cloud cover and light to no wind. They begin to form as the sun sets and often continue into the morning. Their presence can be indicated by ground fog; however, if fog is not present inversions can also be identified by the movement of smoke from a ground source or an aircraft smoke generator. Smoke that layers and moves laterally in a concentrated cloud (under low wind conditions) indicates an inversion, while smoke that moves upward and rapidly dissipated indicates good vertical air mixing.

SHIELDED SPRAYERS

Shielding the boom or individual nozzles can reduce the effects of wind. However, it is the responsibility of the applicator to verify that the shields are preventing drift and not interfering with uniform deposition of the product.

AIR ASSISTED (AIR BLAST)

FIELD CROP SPRAYERS

Air assisted field crop sprayers carry droplets to the target via a downward directed air stream. Some may reduce the potential for drift, but if a sprayer is unsuitable for the applications and/or set up improperly, high drift potential can result. It is the responsibility of the applicator to determine that a sprayer is suitable for the intended applications, is configured properly, and that drift is not occurring.

Note: Air assisted field sprayers can affect product performance by affecting spray coverage and canopy penetration. Consult the application equipment section of this label to determine if use of an air assisted sprayer is recommended.

RESISTANCE

When herbicides that affect the same biological site of action are used repeatedly over several years to control the same weed species in the same field, naturally-occurring resistant biotypes may survive a correctly applied herbicide treatment, propagate, and become dominant in that field. Adequate control of these resistant weed biotypes cannot be expected. If weed control is unsatisfactory, it may be necessary to retreat the problem area using a product affecting a different site of action.

To better manage herbicide resistance through delaying the proliferation and possible dominance of herbicide resistance weed biotypes, it may be necessary to change cultural practices within and between crop seasons, such as using a combination of tillage, retreatment, tank-mix partners and/or sequential herbicide applications that have a different site of action. Weed escapes that are allowed to go to seed will promote the spread of resistant biotypes.

It is advisable to keep accurate records of pesticides applied to individual fields to help obtain information on the spread and dispersal of resistant biotypes. Consult your agricultural dealer, consultant, applicator, and/or appropriate state agricultural extension service representative for specific alternative cultural practices or Herbicide recommendations available in your area.

INTEGRATED PEST MANAGEMENT

This product may be used as a part of an Integrated Pest Management (IPM) program that can include biological, cultural, and genetic practices aimed at preventing economic pest damage. IPM principles and practices include field scouting or other detection methods, correct target pest identification, population monitoring and treating when target pest populations reach locally determined action thresholds. Consult your state cooperative extension service, professional consultants or other qualified authorities to determine appropriate action treatment threshold levels for treating specific pest/crop systems in your area.

STORAGE AND DISPOSAL

Do not contaminate water, food, or feed by storage or disposal.

PESTICIDE STORAGE: Store product in original container only. Store in cool, dry place.

PESTICIDE DISPOSAL: Wastes resulting from the use of this product may be disposed of on site or at an approved waste facility.

CONTAINER DISPOSAL: Nonrefillable container. Do not reuse or refill this container. Triple rinse container (or equivalent) promptly after emptying.

(Nonrefillable container ≤ 5 gallons): Triple rinse as follows: Empty the remaining contents into application equipment or a mix tank and drain for 10 seconds after the flow begins to drip. Fill the container 1/4 full with water and recap. Shake for 10 seconds. Pour rinsate into application equipment or a mix tank or store rinsate for later use or disposal. Drain for 10 seconds after the flow begins to drip. Repeat this procedure two more times. Then offer for recycling if available or puncture and dispose of in a sanitary landfill, or by incineration, or, if allowed by state and local authorities, by burning. If burned, stay out of smoke.

CONDITIONS OF SALE AND LIMITATION OF WARRANTY AND LIABILITY

NOTICE: Read the entire Directions for Use and Conditions of Sale and Limitation of Warranty and Liability before buying or using this product. If the terms are not acceptable, return the product at once, unopened, and the purchase price will be refunded.

AmTide LLC warrants that this product conforms to the chemical description on the label and is reasonably fit for the purposes stated in the Directions for Use, subject to the inherent risks referred to above, when used in accordance with directions under normal use conditions. This warranty does not extend to the use of this product contrary to label instructions, or under abnormal conditions or under conditions not reasonably foreseeable to or beyond the control of Seller or AmTide LLC, and Buyer and User assumes the risk of any such use. TO THE EXTENT CONSISTENT WITH APPLICABLE LAW, AMTIDE LLC MAKES NO WARRANTIES OF MERCHANTABILITY OR OF FITNESS FOR A PARTICULAR PURPOSE OR ANY OTHER EXPRESS OR IMPLIED WARRANTY EXCEPT AS STATED ABOVE.

The Directions for Use of this product must be followed carefully. It is impossible to eliminate all risks inherently associated with the use of this product in the event of ineffectiveness or other unintended consequences that may result because of such factors as manner of use or application, weather or crop conditions, presence of other materials or other influencing factors in the use of the product, which are beyond the control of AmTide LLC or Seller. To the extent consistent with applicable law, all such risks shall be assumed by Buyer and User, and Buyer and User agree to hold AmTide LLC and Seller harmless for any claims relating to such factors.

To the extent consistent with applicable law, in no event shall AmTide LLC or Seller be liable for any incidental, consequential, or special damages resulting from the use or handling of this product. **TO THE EXTENT CONSISTENT WITH APPLICABLE LAW, THE EXCLUSIVE REMEDY OF THE USER AND BUYER, AND THE EXCLUSIVE LIABILITY OF AMTIDE LLC AND SELLER FOR ANY AND ALL CLAIMS, LOSSES, INJURIES OR DAMAGES (INCLUDING CLAIMS BASED ON BREACH OF WARRANTY, CONTRACT, NEGLIGENCE, TORT, STRICT**

15
69

LIABILITY OR OTHERWISE) RESULTING FROM THE USE OR HANDLING OF THIS PRODUCT SHALL BE, AT THE ELECTION OF AMTIDE LLC OR SELLER, THE REPLACEMENT OF THE PRODUCT, OR COMPENSATION LIMITED TO DAMAGES NOT EXCEEDING THE FAIR MARKET PURCHASE PRICE, AND SHALL NOT INCLUDE INCIDENTAL OR CONSEQUENTIAL DAMAGES.

AmTide LLC and Seller offer this product, and Buyer and User accept it, subject to the foregoing conditions of sale and limitations of warranty and of liability, which may not be modified except by written agreement signed by the duly authorized representative of AmTide LLC.

EPA 20100215

CROP USE LABEL LANGUAGE

Editor's Note: Language based on substantially similar product *DuPont Ally XP Herbicide* (EPA Reg. No. 352-435) EPA approved label dated Jan. 26, 2006 and parts of the *DuPont Cimarron Herbicide* (EPA Reg. No. 352-616) EPA approved label dated June 12, 2006.

For use on Wheat, Barley, Fallow, Pastures and Rangeland**Highlights**

- For selective postemergence broadleaf weed control in winter and spring crops of wheat and barley, fallow, pastures, and rangeland.
- Recommended for land primarily dedicated to production of wheat, barley, pasture or rangeland (see Crop Rotation section for information).
- May be applied by ground or by air.
- Use rates are 1/10 oz. per acre in wheat and barley.
- Use rates are 1/10 to 4/10 oz. per acre as broadcast treatment in pasture or rangeland. Spot treatments allow up to 3/4 oz. per acre.
- No grazing restrictions on wheat, barley, pasture or rangeland.
- Applied one time per season, AmTide MSM 60 DF HERBICIDE can be used in wheat and barley as follows:
 - In dryland crops – apply from 2-leaf stage, but before boot, except on Durum and Wampum varieties.
 - In Durum and Wampum varieties, apply only with 2,4-D at tillering stage but before boot.
 - In irrigated crops – apply at tillering stage but before boot.
 - As a harvest aid treatment with surfactant (or with 2,4-D + surfactant, or with Glyphosate containing herbicides®) during dough stages up to 10 days before harvest.
- Apply one time per season to pasture or rangeland for annual weed and selective perennial weed and brush control in several varieties of pasture grasses (also see section on Application Timing).
- Consult label text for complete instructions. Always read and follow label Directions for Use.

GENERAL INFORMATION

AmTide MSM 60 DF HERBICIDE is recommended for use on land primarily dedicated to the production of wheat, barley, fallow, pasture and rangeland.

AmTide MSM 60 DF HERBICIDE is recommended for use on wheat, barley, fallow, pasture, and rangeland in most states. Check your state extension or Dept. of Agriculture before use to be certain AmTide MSM 60 DF HERBICIDE is registered in your state. AmTide MSM 60 DF HERBICIDE is not registered for use in Alamosa, Conejos, Costilla, Rio Grande and Saquache counties of Colorado.

AmTide MSM 60 DF HERBICIDE is a dry-flowable granule that controls weeds in wheat (including durum), barley, fallow, pasture, and rangeland grasses. AmTide MSM 60 DF HERBICIDE is mixed in water or can be preslurried in water and added to liquid nitrogen carrier solutions and applied as a uniform spray mix unless otherwise specified on this label. AmTide MSM 60 DF HERBICIDE is non-corrosive, nonflammable, nonvolatile, and does not freeze.

AmTide MSM 60 DF HERBICIDE controls weeds by postemergence activity. For best results, apply AmTide MSM 60 DF HERBICIDE to young, actively growing weeds. The use rates depend

upon the weed spectrum and size of weeds at application. The degree and duration of control may depend on the following factors:

- Weed spectrum and infestation intensity
- Weed size at application
- Environmental condition at and following treatment

ENVIRONMENTAL CONDITIONS AND BIOLOGICAL ACTIVITY

AmTide MSM 60 DF is absorbed through the foliage of broadleaf weeds, rapidly inhibiting their growth. Leaves of susceptible plants appear chlorotic from 1 to 3 weeks after application and the growing point subsequently dies.

Application of AmTide MSM 60 DF provides the best control in vigorously growing crops that shade competitive weeds. Weed control in areas of thin crop stand or seeding skips may not be as satisfactory. However, a crop canopy that is too dense at application can intercept spray and reduce weed control.

AmTide MSM 60 DF may injure crops that are stressed from adverse environmental conditions (such as extreme temperatures or moisture), abnormal soil conditions, or cultural practices. In addition, different varieties of the crop may be sensitive to treatment with AmTide MSM 60 DF under otherwise normal conditions. Treatment of such varieties may injure crops.

In warm, moist conditions, the expression of herbicide symptoms is accelerated in weeds; in cold, dry conditions, expression of herbicide symptoms is delayed. In addition, weeds hardened-off by drought stress are less susceptible to AmTide MSM 60 DF.

Weed control may be reduced if rainfall or snowfall occurs soon after application.

APPLICATION INFORMATION

Use Rates

Wheat (including durum), Barley and Triticale

Apply 1/10 oz. AmTide MSM 60 DF per acre to wheat, barley or triticale. Make one application per use season.

Harvest Aid

Apply 1/10 oz. AmTide MSM 60 DF per acre in combination with 2,4-D or glyphosate containing products to aid in dry down of many broadleaved weeds, thereby aiding grain harvest.

Fallow

Apply AmTide MSM 60 DF at 1/10 oz. per acre.

Pasture and Rangeland

Apply 1/10 to 1 oz. AmTide MSM 60 DF Herbicide per acre as a broadcast treatment to pasture and rangeland. For spot applications, use 1 oz. per 100 gal. of water. Do not exceed 1 2/3 oz. AmTide MSM 60 DF Herbicide per acre.

Application Timing

Dryland Wheat, Barley and Triticale (Except Durum or Wampum Variety)

Make applications after the crop is in the 2-leaf stage but before boot. Make one application per use season.

Durum and Wampum Variety Spring Wheat

18
69

Make applications after the crop is tillering but before boot. Make one application per use season. Application to durum and wampum varieties should be made in combination with 2,4-D.

Irrigated Wheat and Barley

Make applications after the crop begins tillering but before boot. First post-treatment irrigation should be delayed for at least 3 days after treatment and should not exceed 1 inch of water. Make one application per use season.

Wheat and Barley – Harvest Aid

Make applications after the crop has reached the hard dough stage but no later than 10 days before harvest. See section on Harvest Aid tank mixtures.

Fallow

AmTide MSM 60 DF may be used as a fallow treatment, in the spring or fall when the majority of weeds have emerged and are actively growing.

Do not apply during boot or early heading, as crop injury may result.

Pasture Grasses

AmTide MSM 60 DF HERBICIDE may be used on some native grasses such as bluestems and grama, and on other pasture grasses such as bermudagrass, bluegrass, orchardgrass, bromegrass, fescue and timothy. Specific application information on several of these pasture grasses follows:

Pasture Grass	Minimum Time from Grass Establishment to AmTide MSM 60 DF HERBICIDE Application
Bermudagrass	2 months
Bluegrass, Bromegrass, and Orchardgrass	6 months
Timothy	12 months
Fescue	24 months

Fescue Precautions:

Note that AmTide MSM 60 DF HERBICIDE may temporarily stunt fescue, cause it to turn yellow, or cause seedhead suppression. To minimize these symptoms, take the following precautions:

- Tank mix AmTide MSM 60 DF HERBICIDE with 2,4-D.
- Use the lowest recommended rate for target weeds.
- Use surfactant at ½ to 1 pt. per 100 gal. of spray solution (1/16 to 1/8% v/v).
- Make application later in the spring after the new growth is 5 to 6 inches tall, or in the fall.
- Do not use a surfactant when liquid nitrogen is used as a carrier.
- Do not use more than 1/10 oz./A AmTide MSM 60 DF Herbicide.

The first cutting yields may be reduced due to seedhead suppression resulting from treatment with AmTide MSM 60 DF HERBICIDE.

Timothy Precautions

Timothy should be at least 6" tall at application and be actively growing. Applications of AmTide MSM 60 DF HERBICIDE to timothy under any other conditions may cause crop yellowing and/or stunting. To minimize these symptoms, take the following precautions:

- Tank mix AmTide MSM 60 DF HERBICIDE with 2,4-D.
- Use the lowest recommended rate for target weeds.
- Use surfactant at ½ pt. per 100 gal. (1/16% v/v).
- Make applications in the later summer or fall.

19
69

- Do not use surfactant when liquid nitrogen is used as a carrier.
- Do not use more than 1/10 oz./A AmTide MSM 60 DF Herbicide.

Application of AmTide MSM 60 DF Herbicide to Pensacola bahiagrass, ryegrass (Italian or perennial) and Garrison's creeping foxtail may cause severe injury to and/or loss of pastures.

Other Pasture and Rangeland Grasses: Varieties and species of forage grasses differ in their tolerance to herbicides. When using AmTide MSM 60 DF Herbicide on a particular grass for the first time, limit use to a small area. If no injury occurs throughout the season, larger acreage may be treated the following season. Broadleaf pasture species such as alfalfa and clover are highly sensitive to AmTide MSM 60 DF Herbicide and will be severely stunted or injured by AmTide MSM 60 DF Herbicide.

WEEDS CONTROLLED

Unless otherwise directed, treat when weeds are less than 4" tall or in diameter and are actively growing.

Effectiveness may be reduced if rainfall occurs within 4 hours after application.

Cereals, Pasture, Rangeland, and Fallow 1/10 oz. per acre

Blue/purple Mustard*
Bur Buttercup (testiculate)
Coast Fiddleneck (tarweed)
Common Chickweed
Common Purslane
Conical Catchfly
Cowcockle
False Chamomile
Field Pennycress (fanweed)
Filaree
Flixweed*
Groundsel (common)
Henbit
Kochia*
Lambsquarters (common, slimleaf)
Mayweed Chamomile

Miners Lettuce
Pigweed (redroot, smooth, tumble)
Plains Coreopsis
Prickly Lettuce*
Russian Thistle*
Shepherd's Purse
Smallseed Falseflax
Smartweed (green, ladythumb, pale)
Snow Speedwell
Tansymustard*
Treacle Mustard (Bushy Wallflower)
Tumble/Jim Hill Mustard
Volunteer Sunflower
Waterpod
Wild Mustard

Additional Weeds in Pasture/Rangeland Only 1/10 to 2/10 oz. per acre

Bitter Sneezeweed
Buttercup
Carolina Geranium
Common Broomweed
Common Mullein
Curly Dock

Dandelion
Marestail
Plantain
Wild Garlic*
Woolly Croton*

2/10 to 3/10 oz. per acre

Annual Marshelder
Blackeyed Susan
Buckbrush **

Burclover
Common Yarrow
Dogfennel

20
69

Horsemint (beebalm)
Musk Thistle*
Pensacola Bahiagrass*
Purple Scabious

Western Snowberry**
Wild Carrot

4/10 OZ. PER ACRE
Serecia Lespedeza*

WEEDS SUPPRESSED **
Cereals, Pasture, Rangeland, and Fallow
1/10 oz. per acre

Canada Thistle*
Common Sunflower*
Corn Gromwell*

Knotweed (prostrate)*
Sowthistle (annual)*
Wild Buckwheat*

BRUSH SUPPRESSED**
3/10 OZ. PER ACRE

Blackberry
Dewberry

Multiflora Rose*

WEED/BRUSH SUPPRESSED WITH SPOT APPLICATION
(Pasture/Rangeland Only)
1 oz. per 100 gal. of water

Blackberry*
Canada Thistle*

Dewberry*
Multiflora Rose*

* See the Specific Weed Problems section
** Weed suppression is a reduction in weed competition (reduced population and/or vigor) as visually compared to an untreated area. The degree of suppression varies with the rate used, the size of the weeds, and the environmental conditions following treatment.

SPECIFIC WEED PROBLEMS

Note: Thorough spray coverage of all weed species listed below is very important.

Blue Mustard, Flixweed, and Tansymustard: For best results, apply AmTide MSM 60 DF Herbicide tank mixtures with 2,4-D or MCPA in the spring after the majority of thistles have emerged and are small (rosette stage to 6" elongating stems) and actively growing. The application will inhibit the ability of emerged thistles to compete with the crop.

For Spot applications to Canada Thistle in pasture and rangeland, apply as a foliar spray once plant is fully leafed. Apply to runoff and include a surfactant in the spray mix at 1 to 2 qt per 100 gal of spray solution. Complete coverage of all foliage and stems is required for control. On tall, dense stands, it is often necessary to spray from both sides to obtain adequate coverage.

Corn Gromwell and Prostrate Knotweed: Apply AmTide MSM 60 DF Herbicide plus surfactant when weeds are actively growing, are no larger than 2" tall, and when crop canopy will allow thorough coverage. Tank mixing 2,4-D or MCPA with AmTide MSM 60 DF Herbicide can improve results.

Kochia, Russian thistle, Prickly lettuce: Naturally occurring resistant biotypes of these weeds are known to occur. For best results, use AmTide MSM 60 DF Herbicide in a tank mix with Dicamba and 2,4-D, or bromoxynil and 2,4-D (such as ¼ -1 pt Buctril® + ¼ - 3/8 lb active 2,4-D ester). AmTide MSM 60 DF Herbicide should be applied in the spring when kochia, Russian

thistle, and prickly lettuce are less than 2" tall or 2" across and are actively growing (refer to the Tank Mixtures section of this label for additional details).

Sunflower (common/volunteer): Apply either AmTide MSM 60 DF Herbicide plus surfactant or AmTide MSM 60 DF Herbicide plus 2,4-D or MCPA after the majority of sunflowers have emerged, are 2" to 4" tall and are actively growing. Use spray volumes of at least 3 gal by air or 5 gal by ground (10 gal by ground in pastures).

Wild Buckwheat: For best results, apply AmTide MSM 60 DF Herbicide plus 2,4-D or MCPA when plants have no more than 3 true leaves (not counting the cotyledons). If plants are not actively growing, delay treatment until environmental conditions favor active weed growth.

Musk Thistle: Apply AmTide MSM 60 DF Herbicide at 2/10 to 3/10 oz per acre in the spring or early summer prior to flowering or in the fall after newly emerged plants have reached the rosette stage of growth. Fall applications should be made before the soil freezes.

Multiflora Rose: For best control, apply AmTide MSM 60 DF Herbicide as a broadcast application when multiflora rose is less than 3' tall. Application should be made in the spring, soon after multiflora rose is fully leafed.

For spot applications in pasture and rangeland, apply as a foliar spray once plant is fully leafed. Apply to runoff and include a surfactant in the spray mix at 1 to 2 qts per 100 gals of spray solution. Complete coverage of all foliage and stems is required for control. On tall, dense stands, it is often necessary to spray from both sides to obtain adequate coverage.

Blackberry and Dewberry: For spot applications in pasture and rangeland, apply as a foliar spray once plant is fully leafed. Apply to runoff and include a surfactant in the spray mix at 1 to 2 qts per 100 gals of spray solution. Complete coverage of all foliage and stems is required for control. On tall, dense strands, it is often necessary to spray from both sides to obtain adequate coverage.

Pensacola bahiagrass control in established Bermudagrass pasture:

Apply AmTide MSM 60 DF Herbicide at 3/10 oz per acre plus surfactant. Apply after green-up in the spring but before bahiagrass seedhead formation. Application should be made when moisture is sufficient to enhance grass growth. AmTide MSM 60 DF Herbicide is very effective for removal of bahiagrass from bermudagrass pastures. In highly infested pastures, the use of AmTide MSM 60 DF Herbicide can clear the areas of useful forage until the bermudagrass has time to cover the area. Therefore, AmTide MSM 60 DF Herbicide treatments should be spread out over a period of years. Do not apply to an entire farm or ranch in one year. Fertilization (particularly with nitrogen and potassium) and/or replanting may accelerate the process of reestablishment of bermudagrass.

Under heavy bahiagrass pressure, grazing pressure, or adverse weather conditions (heat and drought), bahiagrass regrowth may occur.

Note: AmTide MSM 60 DF Herbicide should not be used for the control of common or Argentine bahiagrass. Also, AmTide MSM 60 DF Herbicide should not be applied in liquid fertilizer solutions for Pensacola bahiagrass control, as poor control and/or regrowth may occur.

Serecia lespedeza: Apply AmTide MSM 60 DF Herbicide at 4/10 oz per acre plus a surfactant at 1 to 2 qt per 100 gal of total spray solution. For best results, make applications to serecia lespedeza beginning at flower bud initiation through the full bloom stage of growth.

Note: Do not make applications if drought conditions exist at intended time of application.

Wild Garlic: Apply 1/10 to 2/10 oz per acre of AmTide MSM 60 DF Herbicide in the early spring when wild garlic is less than 12" tall with 2" to 4" of new growth.

22
69

Woolly Croton: Apply 1/10 to 2/10 oz per acre of AmTide MSM 60 DF Herbicide in the late spring or early summer at preemergence through 2 true leaf stage.

SURFACTANTS**SPRAY ADJUVANTS**

Applications of MSM 60 DF must include either a nonionic surfactant or a crop oil concentrate. In addition, an ammonium nitrogen fertilizer may be used. Consult local fact sheets, technical bulletins and service policies prior to using other adjuvant systems. If another herbicide is tank mixed with MSM 60 DF select adjuvants authorized for use with both products. Products must contain only EPA-exempt ingredients (40CFR 1001).

Antifoaming agents may be needed. Consult your Ag dealer or applicator for a listing of recommended surfactants.

Nonionic Surfactant (NIS)

- Apply 0.06 to 0.5% v/v (1/2 to 4 pints per 100 gallons of spray solution). See Tank Mixtures section for additional information.
- Surfactant products must contain at least 60% nonionic surfactant with a hydrophilic/lipophilic balance (HLB) greater than 12.

Exceptions: On all spring wheat and spring or winter barley use ½ to 1 quart per 100 gallons.

Petroleum Crop Oil Concentrate (COC) or Modified Seed Oil (MSO)

- Apply at 1% v/v (1 gallon per 100 gallon spray solution) or 2% under arid conditions.
- Oil adjuvants must contain at least 80% high quality, petroleum (mineral) or modified vegetable seed oil with at least 15% surfactant emulsifiers.

Ammonium Nitrogen Fertilizer

- Use 2 quarts/acre of a high quality urea ammonium nitrate (UAN) such as 28N or 32%N, or 2 pounds/acre of a spray-grade ammonium sulfate (AMS). Use 4 quarts/acre UAN or 4 pounds/acre AMS under arid conditions.
- Do not use liquid nitrogen fertilizer as the total carrier solution.

Special Adjuvant Types

- Combination adjuvant products may be used at doses that provide the required amount of NIS, COC, MSO and/or ammonium nitrogen fertilizer. Consult product literature for use rates and restrictions.
- In addition to the adjuvants specified above, other adjuvant types may be used if they provide the same functionality and have been evaluated previously.

Antifoaming agents may be used if needed.

Do not use low rates of liquid fertilizer as a substitute for surfactant.

With Liquid Nitrogen Solution Fertilizer

Liquid nitrogen fertilizer solutions may be used as a carrier in place of water. Run a tank mix compatibility test before mixing AmTide MSM 60 DF in fertilizer solution.

AmTide MSM 60 DF must first be slurried with water and then added to liquid nitrogen solutions (e.g., 28-0-0, 32-0-0). Ensure that the agitator is running while the AmTide MSM 60 DF is added. Use of this mixture may result in temporary crop yellowing and stunting.

If using low rates of liquid nitrogen fertilizer in the spray solution (less than 50% of the spray solution volume), the addition of surfactant is necessary. Add surfactant at ¼ pt. per 100 gal. of spray solution (0.03% v/v).

When using high rates of liquid nitrogen fertilizer in the spray solution, adding surfactant increases the risk of crop injury. Consult your agricultural dealer, consultant, fieldman, or an AmTide LLC representative for a specific recommendation before adding an adjuvant to these tank mixtures.

If 2,4-D or MCPA is included with AmTide MSM 60 DF and fertilizer mixture, ester formulations tend to be more compatible. (See manufacturer's label.) Do not add surfactant when using AmTide MSM 60 DF in tank mix with 2,4-D ester and liquid nitrogen fertilizer solutions.

Note: In certain areas east of the Mississippi river unacceptable crop response may occur with use of straight or dilute nitrogen fertilizer carrier solutions where cold temperatures or widely fluctuating day/night temperatures exist. In these areas consult your agricultural dealer, consultant, field advisor, or AmTide representative for a specific recommendation before using nitrogen fertilizer carrier solutions.

Liquid nitrogen fertilizer solutions that contain sulfur can increase crop response.

Do not use low rates of liquid fertilizer as a substitute for a surfactant.

Do not use with liquid fertilizer solutions with a pH less than 3.0.

GROUND APPLICATION

To obtain optimum spray distribution and thorough coverage, use flat-fan or low-volume flood nozzles.

For flood nozzles on 30" spacings, use at least 10 gallons per acre (GPA), flood nozzles no larger than TK10 (or equivalent), and pressure of at least 30 pounds per square inch (PSI). For 40" nozzle spacings, use at least 13 GPA; for 60" spacings use at least 20 GPA. It is essential to overlap the nozzles 100% for all spacings.

With "raindrop RA" nozzles, use at least 30 GPA and ensure that nozzle spray patterns overlap 100%. For flat-fan nozzle, use at least 3 GPA for applications to wheat or barley. Use at least 10 GPA for application to pasture or rangeland.

Use 50-mesh screens or larger.

AERIAL APPLICATION

Use nozzle types and arrangements that provide optimum spray distribution and maximum coverage.

Wheat, Barley and Fallow – Use 1 to 5 GPA. Use at least 3 GPA in Idaho, Oregon, or Utah.

Pasture and Rangeland- Use 2 to 5 GPA.

When applying AmTide MSM 60 DF by air in areas adjacent to sensitive crops, use solid stream nozzles oriented straight back. Adjust the swath to avoid spray drift damage to sensitive crops downwind and/or use ground equipment to treat the border edge of fields. See the **Spray Drift Management** section of this label.

TANK MIXTURES

AmTide MSM 60 DF may be tank mixed with other suitable registered Herbicides to control weeds listed under **Weeds Suppressed**, weeds resistant to AmTide MSM 60 DF, or weeds not listed under **Weeds Controlled**. Read and follow all label instructions on timing, precautions and warnings for any companion products before using these tank mixtures. If those recommendations conflict with this label, do not tank mix that product with AmTide MSM 60 DF.

Tank Mixtures in Cereals (Wheat, Barley and Triticale)**With 2,4-D (amine or ester) or MCPA (amine or ester)**

AmTide MSM 60 DF can be used as a tank-mix treatment with 2,4-D or MCPA (ester formulations provide best results) Herbicides after weeds have emerged. For best results, use 1/10 oz. of AmTide MSM 60 DF per acre; add 2,4-D or MCPA Herbicides to the tank at ¼ to ½ lb. active ingredient. Surfactant may be added to the mixture at ½ to 1 qt. per 100 gal. of spray solution; however, adding surfactant may increase the potential for crop injury.

Apply AmTide MSM 60 DF plus MCPA after the 3- to 5-leaf stage but before boot (with Durum and Wampum varieties do not apply before tillering). Apply AmTide MSM 60 DF plus 2,4-D after tillering (refer to appropriate 2,4-D manufacturer's label), but before boot.

With Dicamba

For best results, apply AmTide MSM 60 DF at 1/10 oz. per acre; add 1/16 to 1/8 lb. active ingredient dicamba. Surfactant may be added to the mixture at ½ to 1 qt. per 100 gal. of spray solution; however, adding surfactant may increase the potential for crop injury. Also refer to dicamba labels for application timing and restrictions.

With 2,4-D (amine or ester) and Dicamba

AmTide MSM 60 DF may be applied in a 3-way tank mix with formulations of dicamba and 2,4-D. Observe all applicable directions, restrictions and precautions on labels of all products used.

Make applications at 1/10 oz. of AmTide MSM 60 DF + 1/16 - 1/12 pound active ingredient dicamba + 4-6 oz. active 2,4-D Ester or Amine per acre. Use higher rates when weed infestation is heavy. Add 1-2 pts. of surfactant to the 3-way mixture, where necessary, as deemed by local recommendations. Use of additional surfactant may not be needed with the higher phenoxy rates and ester phenoxy formulations. Consult the specific 2,4-D or dicamba label, or local recommendations for more information.

Apply this 3-way combination to winter wheat after the crop is tillering and prior to jointing (first node). In spring wheat (including Durum wheat) apply after the crop is tillering and before it exceeds the 5-leaf stage.

Do not apply this 3-way mixture at high rates more than once a year or more than twice per year at the low rates.

With Bromoxynil (such as Buctril[®], Bronate[®])

AmTide MSM 60 DF may be tank mixed with bromoxynil containing herbicides registered for use on wheat, barley, or fallow. For best results, add bromoxynil containing Herbicides to the tank at 3 to 6 oz. active ingredient per acre (such as Bronate[®] or Buctril[®] at ¾ - 1 ½ pt. per acre).

With Starane[®]

For improved control of Kochia (2-4" tall), Russian thistle, mustard species, and wild buckwheat, AmTide MSM 60 DF may be tank mixed with 1/3 to 1 1/3 pints per acre of Starane[®].

With Starane[®] + Salvo[®]

For improved control of Kochia (2-4" tall), Russian thistle, mustard species, and wild buckwheat, AmTide MSM 60 DF may be tank mixed with 2/3 to 2 2/3 pints per acre of Starane[®] + Salvo[®].

With Starane[®] + Sword[®]

For improved control of Kochia (2-4" tall), Russian thistle, mustard species, and wild buckwheat, AmTide MSM 60 DF may be tank mixed with 3/4 to 2 3/4 pints per acre of Starane[®] + Sword[®].

With Maverick[®]

AmTide MSM 60 DF can be tank mixed with Maverick® herbicide for improved control of weeds in wheat.

With Aim®

AmTide MSM 60 DF can be tank mixed with Aim® herbicide for improved control of weeds in wheat and barley.

With Stinger®, Curtail® or Curtail® M or Widematch®

AmTide MSM 60 DF can be tank mixed with Stinger®, Curtail®, or Curtail® M herbicides for improved control of weeds in wheat and barley.

With EXPRESS®

AmTide MSM 60 DF may be tank mixed with EXPRESS® based on local recommendations.

With HARMONY® EXTRA

AmTide MSM 60 DF may be tank mixed with HARMONY® EXTRA based on local recommendations.

With Grass Control Products

Tank mixtures of AmTide MSM 60 DF and grass control products may result in poor grass control. AmTide LLC recommends that you first consult your state experiment station, university, or extension agent, agricultural dealer, or an AmTide LLC representative as to the potential for antagonism before using the mixture. If no information is available, limit the initial use of AmTide MSM 60 DF and the grass product to a small area.

To control wild oat, tank mix AmTide MSM 60 DF Herbicide with Avenge® or Assert®.

Do not tank mix AmTide MSM 60 DF with HOELON® 3EC as grass control may be reduced.

With Assert® herbicide or Avenge® herbicide

AmTide MSM 60 DF may be tank mixed with Avenge® or Assert®. When tank mixing MSM 60 DF with Assert, always include another broadleaf weed herbicide with a different mode of action (for example: 2,4-D ester, MCPA ester, Buctril® or Bronate®). Tank mixed applications of EXPRESS plus Assert may cause temporary crop discoloration, stunting, or injury when heavy rainfall occurs shortly after application.

With Puma

AmTide MSM 60 DF may be tank mixed with Puma herbicide for improved control of weeds in wheat and barley.

With Discover NG

AmTide MSM 60 DF may be tank mixed with Discover NG herbicide for improved control of weeds in spring wheat.

With Everest

AmTide MSM 60 DF may be tank mixed with Everest herbicide for improved control of weeds in wheat and barley.

With Insecticides and Fungicides

AmTide MSM 60 DF may be tank-mixed or used sequentially with insecticides and fungicides registered for use on cereal grains.

However, under certain conditions (drought stress, cold weather, or if the crop is in the 2-4 leaf stage), tank mixes or sequential applications of AmTide MSM 60 DF with organophosphate

insecticides (such as parathion, "Di-Syston") may produce temporary crop yellowing or, in severe cases, crop injury.

The potential for crop injury is greatest when wide fluctuations in day/night temperatures occur just prior to or soon after applications.

Test these mixtures in a small area before treating large areas.

Do not apply AmTide MSM 60 DF within 60 days of crop emergence where organophosphate insecticide (such as "Di-Syston") has been applied as an in-furrow treatment, as crop injury may result.

Do not use AmTide MSM 60 DF plus Malathion, as crop injury will result.

With Liquid Nitrogen Solution Fertilizer

Liquid nitrogen fertilizer solutions may be used as a carrier in place of water. Run a tank mix compatibility test before mixing AmTide MSM 60 DF in fertilizer solution.

AmTide MSM 60 DF must first be slurried with water and then added to liquid nitrogen solutions (e.g., 28-0-0, 32-0-0). Ensure that the agitator is running while the AmTide MSM 60 DF is added. Use of this mixture may result in temporary crop yellowing and stunting.

If using low rates of liquid nitrogen fertilizer in the spray solution (less than 50% of the spray solution volume), the addition of surfactant is necessary. Add surfactant at ½ pt. – 1 qt. per 100 gal. of spray solution (0.06-0.25% v/v) based on local recommendations.

When using high rates of liquid nitrogen fertilizer in the spray solution, adding surfactant increases the risk of crop injury. Consult your agricultural dealer, consultant, fieldman, or an AmTide LLC representative for specific recommendation before adding an adjuvant to these tank mixtures.

If 2,4-D or MCPA is included with AmTide MSM 60 DF and fertilizer mixture, ester formulations tend to be more compatible (see manufacturer's label). Do not add surfactant when using AmTide MSM 60 DF in tank mix with 2,4-D ester of MCPA ester and liquid nitrogen fertilizer solutions.

Note: In certain areas east of the Mississippi river unacceptable crop response may occur with use of straight or dilute nitrogen fertilizer carrier solutions where cold temperatures or widely fluctuating day/night temperatures exist. In these areas consult your agricultural dealer, consultant, field advisor, or AmTide representative for a specific recommendation before using nitrogen fertilizer carrier solutions.

Liquid nitrogen fertilizer solutions that contain sulfur can increase crop response.

Do not use low rates of liquid fertilizer as a substitute for a surfactant.

Do not use with liquid fertilizer solutions with pH less than 3.0.

Tank Mixtures in Harvest Aid

A tank mix of AmTide MSM 60 DF plus 2,4-D and surfactant, or glyphosate containing products, will typically aid in dry down of many broadleaved weeds, thereby aiding grain harvest. Postemergence applications should be made to actively growing weeds after the crop is in the hard dough stage. If weeds are not dry within 10 days after application, delay harvest until weeds are dry.

See weeds listed in Weeds Controlled chart of this label.

28
69**With 2,4-D**

Use 1/10 oz. AmTide MSM 60 DF plus ¼ to ½ active ingredient 2,4-D per acre on moderate weed infestations; higher rates of 2,4-D may be used on large weeds if permitted by the 2,4-D brand labeling. Include 1 to 2 qt surfactant per 100 gal of spray solution.

In addition to the weeds listed in the Weeds Controlled chart of this label, the 2,4-D combination will also dry down common cocklebur, marehail, puncturevine and common and wild sunflower. In areas where 2,4-D use is restricted, apply AmTide MSM 60 DF with surfactant only; however, this treatment may be less effective.

With Glyphosate Containing Products

Use 1/10 oz. AmTide MSM 60 DF plus the locally recommended rate of glyphosate containing products (refer to the glyphosate label for maximum seasonal rate). AmTide MSM 60 DF requires the use of adjuvant for optimum activity. Consult the glyphosate label or local recommendation for the amount of adjuvant to include.

Tank Mixtures in Fallow

AmTide MSM 60 DF may be used as a fallow treatment, and may be tank mixed with other herbicides that are registered for use in fallow. If those recommendations conflict with this label, do not tank mix that product with AmTide MSM 60 DF. Read and follow all label instructions on timing, precautions and warnings for any companion products before using these tank mixtures. Follow the most restrictive labeling.

Tank Mixtures in Pastures or Rangeland

AmTide MSM 60 DF Herbicide can be applied in a tank-mix combination with Grazon™ P+D, Picloram (such as Tordon® 22K), 2,4-D, Dicamba, or Weedmaster® in states where these products are labeled for postemergence control of the following weeds:

Annual marshelder	Common ragweed
Burclover	Giant ragweed
Carolina horsenettle	Prickly lettuce
Common cocklebur	Sunflower
Common milkweed	Western ragweed

For best results, apply AmTide MSM 60 DF Herbicide at 1/10 to 2/10 oz per acre with one of the following products:

Product	Rate (oz/A)
Grazon™ P+D	8 to 32
Picloram (such as Tordon® 22K)	4 to 16
Weedmaster®	8 to 32
Triclopyr BEE (such as Remedy®)	8
Amber®	0.35*
2,4-D	16 to 32
Dicamba (such as Banvel® or Clarity®)	4 to 32
2,4-D + Dicamba	1 + 2.87 to 4 + 11.48

* For suppression of Western Ragweed in Phenoxy Restricted and Herbicide Regulated Counties

With Liquid Nitrogen Solution Fertilizer

Liquid nitrogen fertilizer solutions may be used as a carrier in place of water. Run a tank mix compatibility test before mixing AmTide MSM 60 DF Herbicide in fertilizer solution.

29
69

AmTide MSM 60 DF Herbicide must first be slurried with water and then added to liquid nitrogen solutions (e.g. 28-0-0, 32-0-0). Ensure that the agitator is running while the AmTide MSM 60 DF Herbicide is added. Use of this mixture may result in temporary crop yellowing and stunting.

If using low rates of liquid nitrogen fertilizer in the spray solution (less than 50% of the spray solution volume), the addition of surfactant is necessary. Add surfactant at $\frac{1}{4}$ pt per 100 gal of spray solution (0.03% v/v).

When using high rates of liquid nitrogen fertilizer in the spray solution, adding surfactant increases the risk of crop injury. Consult your agricultural dealer, consultant, fieldman, or AmTide LLC representative for a specific recommendation before adding an adjuvant to these tank mixtures.

If 2,4-D or MCPA is included with AmTide MSM 60 DF Herbicide and fertilizer mixture, ester formulations tend to be more compatible (See manufacturer's label). Do not add surfactant when using AmTide MSM 60 DF Herbicide in tank mix with 2,4-D ester and liquid nitrogen fertilizer solutions.

Do not use low rates of liquid fertilizer as a substitute for a surfactant.

Do not use with liquid fertilizer solutions with a pH less than 3.0.

30
89

AmTide MSM 60 DF WITH MCPA, 2,4-D AND/OR DICAMBA FOR SUPPRESSION OF WINTER ANNUAL BROADLEAF WEEDS IN WINTER WHEAT TO BE GRAZED OUT IN THE STATES OF TEXAS, OKLAHOMA, NEW MEXICO AND KANSAS

General Information

AmTide MSM 60 DF can be tank mixed with MCPA, 2,4-D and/or dicamba for suppression of winter annual broadleaf weeds in winter wheat to be grazed out and not harvested for grain, in the states of Texas, Oklahoma, New Mexico and Kansas.

Directions for Use

For the suppression of winter annual broadleaf weeds (such as henbit and mustards) in winter wheat in the states of Texas, Oklahoma, New Mexico and Kansas, AmTide MSM 60 DF at 0.05 (1/20) ounce per acre should be tank mixed with MCPA, 2,4-D and/or dicamba at label rates. Winter annual broadleaf weeds should be less than 1" tall or in the rosette stage for suppression. Add an AmTide LLC recommended nonionic surfactant having at least 80% active ingredient at 1 to 2 qts. per 100 gal. of spray solution (0.25 to 0.5% v/v).

AmTide MSM 60 DF Herbicide can also be tank mixed at this rate with approved insecticides. This treatment can be applied by ground or air. However, under certain conditions (drought stress, cold weather, or if the crop is in the 2-4 leaf stage), tank mixes or sequential applications of AmTide MSM 60 DF Herbicide with organophosphate insecticides (such as parathion, "Di-Syston") may produce temporary crop yellowing or, in severe cases, crop injury. The potential for crop injury is greatest when wide fluctuations in day/night temperatures occur just prior to or soon after application. Test these mixtures in a small area before treating large areas. Do not use AmTide MSM 60 DF Herbicide plus Malathion as crop injury will result.

Rotation Intervals for Crops in Non-irrigated Land Following Use of AmTide MSM 60 DF at 0.05 (1/20) Ounces Per acre on Wheat That Will be Grazed Out

Crop	Soil pH	Minimum Cumulative Precipitation (inches)	Minimum Rotation Interval (months)
Sorghum, Grain	7.9 or lower	No restrictions	4
Cotton	7.9 or lower	No restrictions	10
Alfalfa	6.8 or lower	No restrictions	10
	6.9 to 7.9	No restrictions	22
Beans, Dry	6.8 or lower	No restrictions	10
	6.9 to 7.9	No restrictions	22

Rotation Intervals for crops not covered above following the use of AmTide MSM 60 DF at 0.05 (1/20) ounces per acre on wheat that will be grazed out.

The minimum rotation interval is 22 months with at least 18" of cumulative precipitation during the period:

- To any crop not listed in the rotation intervals table above
- If the soil pH is not in the specified range

To rotate to a crop at an interval shorter than recommended, a field bioassay must be successfully completed to rotate to that crop. See section Field Bioassay in the EPA approved AmTide MSM 60 DF label for further information.

IMPORTANT RESTRICTIONS

This treatment is for use on winter wheat that will be grazed out and will not be harvested for grain.

31
—
69**IMPORTANT PRECAUTIONS**

AmTide MSM 60 DF suppresses weeds by postemergence activity. For best results, apply AmTide MSM 60 DF to young, actively growing weeds. The degree and duration of suppression at 1/20 ounce per acre may depend upon the following factors:

- Weed spectrum and infestation intensity
- Weed size at application
- Environmental condition at and following treatment

Refer to the AmTide MSM 60 DF and tank mix partner labels for additional use directions, restrictions, rotational crop intervals and precautions. The most restrictive provision on the applicable label shall apply. Read and follow all manufacturer label recommendations for the companion herbicides. If those recommendations conflict with this label, do not tank mix the herbicide with AmTide MSM 60 DF.

GRAIN SORGHUM

GENERAL INFORMATION

AmTide MSM 60 DF is recommended for use on irrigated or dryland grain sorghum in Colorado, Kansas, Nebraska, Oklahoma, and Texas (North of I-20).

Application Rates: Apply AmTide MSM 60 DF at 1/20 oz. per acre plus ¼ lb. active ingredient 2,4-D amine per acre. Do not use surfactant or crop oil.

Crop Stage: For optimum performance and crop safety, apply AmTide MSM 60 DF plus 2,4-D amine when grain sorghum is 3 to 15 inches in height. If sorghum is taller than 10 inches to the top of the canopy, use drop nozzles and keep spray off the foliage. Apply only before the boot stage. Read and follow all other use instructions, warnings and precautions on companion herbicide labels.

Sorghum varieties vary in sensitivity to 2,4-D amine. Spray only varieties known to be tolerant to 2,4-D amine. Contact seed company and Local County Extension Service for this information.

Pest Stage: Application of AmTide MSM 60 DF plus 2,4-D amine should be made when all or a majority of the weeds have germinated and emerged. For best results, spray when weeds are less than 6 inches tall.

Weeds Controlled with Tank Mix of AmTide MSM 60 DF plus 2,4-D Amine:

Pigweed Species
Puncture Vine
Velvetleaf

APPLICATION INFORMATION

AmTide MSM 60 DF may be applied to grain sorghum by properly calibrated ground or aerial equipment.

Ground Application: Apply uniformly by ground with a properly calibrated low pressure (20-40 PSI) boom sprayer equipped with flat fan nozzles. Use 10-30 GPA with ground equipment.

Aerial Application: Use orifice discs, cores and nozzle types and arrangements that will provide for optimum spray distribution and maximum coverage at 2 to 5 GPA. Do not apply during inversion conditions, when winds are gusty, or when other conditions will favor poor coverage and/or drift.

AmTide MSM 60 DF can be used on either dryland or irrigated grain sorghum. If application is made to irrigated sorghum, delay first post-treatment irrigation for at least 3 days after treatment. The first post-treatment irrigation should not exceed 1".

Use cultivation prior to AmTide MSM 60 DF + 2,4-D amine treatment to cover exposed brace roots of grain sorghum to minimize injury from 2,4-D amine.

PRECAUTIONS

- Temporary crop yellowing and/or stunting may occur soon after application, especially when crop is under stress conditions.
- Do not use on grain sorghum grown for seed production or syrup. Do not use on forage sorghum.
- Do not use for forage or silage within 30 days of application.
- Do not include surfactant or crop oil to the tank mix.
- Do not apply this treatment under cold, wet weather conditions or to grain sorghum growing under stress caused by weather, insects or disease as crop injury may result.

33
69

- Do not apply to long season grain sorghum varieties or grain sorghum that is planted after July 1, as crop injury or delayed maturity may occur.
- Do not exceed one (1) application per year.
- AmTide MSM 60 DF must be used with 2,4-D; in areas where 2,4-D use is restricted, follow requirement of the restriction. If 2,4-D use is prohibited, do not use AmTide MSM 60 DF on grain sorghum.

34
69

CROP ROTATION

Before using AmTide MSM 60 DF, carefully consider your crop rotation plants and options. For rotational flexibility, do not treat all of your wheat, barley, triticale or fallow, pasture or rangeland acres at the same time.

Minimum Rotational Intervals

Minimum rotational intervals* are determined by the rate of breakdown of AmTide MSM 60 DF applied. AmTide MSM 60 DF breakdown in the soil is affected by soil pH, presence of soil microorganisms, soil temperature, and soil moisture. Low soil pH, high soil temperature, and high soil moisture increase AmTide MSM 60 DF breakdown in soil, while high soil pH, low soil temperature, and low soil moisture slow AmTide MSM 60 DF breakdown.

Of these three factors, only soil pH remains relatively constant. Soil temperature, and, to a greater extent, soil moisture, can vary significantly from year to year and from area to area. For this reason, soil temperatures and soil moisture should be monitored regularly when considering crop rotations.

*The minimum rotation interval represents the period of time from the last application to the anticipated date of the next planting.

Soil pH Limitations

AmTide MSM 60 DF should not be used on soils having a pH above 7.9, as extended soil residual activity could extend crop rotation intervals beyond normal. Under certain conditions, AmTide MSM 60 DF could remain in the soil for 34 months or more, injuring wheat and barley. In addition, other crops planted in high-pH soils can be extremely sensitive to low concentrations of AmTide MSM 60 DF.

Checking Soil pH

Before using AmTide MSM 60 DF, determine the soil pH of the areas of intended use. To obtain a representative pH value for the test area, take several 0" to 4" samples from different areas of the field and analyze them separately. Consult your local extension publications for additional information on recommended soil sampling procedures.

BIOASSAY

A field bioassay must be completed before rotating to any crop not listed (see the Rotation Intervals table), or if the soil pH is not in the specified range, or if the use rate applied is not specified in the table, or if the minimum cumulative precipitation has not occurred since application.

Field Bioassay

To conduct a field bioassay, grow test strips of the crop or crops you plan to grow the following year in fields previously treated with AmTide MSM 60 DF. Crop response to the bioassay will indicate whether or not to rotate to the crop(s) grown in the test strips.

If a field bioassay is planned, check with your local agricultural dealer or an AmTide LLC representative for information detailing the field bioassay procedure.

ROTATION INTERVALS FOR CEREALS

All Areas – Following Use of AmTide MSM 60 DF at 1/10 oz. per Acre

Crop	Soil pH	Minimum Cumulative Precipitation (inches)	Minimum Rotation Interval (months)
Winter and Spring Wheat	7.9 or lower	No restrictions	1

35
69

Durum Wheat, Barley, Spring/Winter Oat	7.9 or lower	No restrictions	10
---	--------------	-----------------	----

ROTATION INTERVALS FOR CROPS IN NON-IRRIGATED LAND

Following use of AmTide MSM 60 DF at 1/10 oz. per acre on Wheat, Barley, Triticale or Fallow

Location		Crop	Soil pH	Minimum Cumulative Precipitation (inches)	Minimum Rotation Interval (months)
State	County or Area				
Colorado	Statewide	Grain sorghum, Proso Millet	7.9 or lower	No restrictions	10
		Flax, Safflower, Sunflower	7.9 or lower	No restrictions	22
		Field corn	7.9 or lower	15	12
		IR Corn	7.9 or lower	No restrictions	4
		STS Soybeans	7.9 or lower	No restrictions	4
Idaho	Southern Idaho	Flax, Safflower, Sunflower	7.9 or lower	No restrictions	22
	Statewide	Peas Lentils Canola	6.8 or lower	18	10
Peas		6.9 to 7.9	18	15	
Lentils		6.9 to 7.9	18	34	
Canola		6.9 to 7.9	18	22	
Condiment mustard		7.3 or lower	10	10	
Condiment mustard		7.4 or higher	28	34	
Chickpeas		7.3 or lower	10	10	
Chickpeas		7.4 or higher	28	34	
Kansas	Statewide	Grain sorghum Proso millet	7.9 or lower	No restrictions	10
		Flax, Safflower, Sunflower	7.9 or lower	No restrictions	22
	Central and Western Kansas (west of the Flint Hills)	Field corn	7.9 or lower	15	12
		IR Corn	7.9 or lower	15	4
	Central Kansas; generally E of Hwy. 183 and W of the Flint Hills	Soybeans	7.9 or lower	15	12
		STS Soybeans	7.9 or lower	15	4
	Western Kansas, W. of Hwy. 183	Soybeans	7.5 or lower 7.6-7.9	22 33	22 34

36
60

Location		Crop	Soil pH	Minimum Cumulative Precipitation (inches)	Minimum Rotation Interval (months)
State	County or Area				
Montana	Statewide	Grain sorghum, Proso millet, Field corn	7.9 or lower	22	22
		Alfalfa (hay only)	7.6-7.9	No restrictions	34
			7.5 or lower	No restrictions	22
		Flax, Safflower, Sunflower	7.9 or lower	No restrictions	22
Nebraska	Statewide	Flax, Safflower, Sunflower	7.9 or lower	No restrictions	22
		Grain sorghum, Proso millet	7.9 or lower	No restrictions	10
		IR Corn STS Soybeans	7.9 or lower	No restrictions	4
	Generally W. of Hwy. 77 and E of the Panhandle	Field corn	7.9 or lower	15	12
		Soybeans	7.5 or lower	22	22
			7.6 - 7.9	33	34
New Mexico	Statewide	Grain sorghum Proso millet	7.9 or lower	No restrictions	10
		Flax, Safflower Sunflower	7.9 or lower	No restrictions	22
	Eastern New Mexico	Cotton (dryland Only)	7.9 or lower	30	22
North Dakota	W. of Hwy. 1	Grain sorghum, Proso millet, Field corn, Dry beans, Flax, Safflower, Soybean, Sunflower	7.9 or lower	22	22
	E. of Hwy. 1	Grain sorghum, Proso millet, Field corn, Dry beans, Flax, Safflower, Soybean, Sunflower	7.9 or lower	34	34
Oklahoma	Statewide	Grain sorghum, Proso millet	7.9 or lower	No restrictions	10
		Flax, Safflower, Sunflower	7.9 or lower	No restrictions	22
		IR Corn STS Soybeans	7.9 or lower	No restrictions	4
		Field corn	7.9 or lower	15	12

37
89

Location		Crop	Soil pH	Minimum Cumulative Precipitation (inches)	Minimum Rotation Interval (months)
State	County or Area				
	Panhandle	Cotton (dryland only)	7.9 or lower	30	22
	E. of the Panhandle	Cotton (dryland only)	7.9 or lower	25	14
Oregon	Statewide	Condiment mustard	7.3 or lower	10	10
		Condiment mustard	7.4 or higher	28	34
		Chickpeas	7.3 or lower	10	10
		Chickpeas	7.4 or higher	28	34
		Peas Lentils Canola	6.8 or lower	18	10
		Peas	6.9 to 7.9	18	15
		Lentils	6.9 to 7.9	18	34
		Canola	6.9 to 7.9	18	22
South Dakota	Statewide	Flax, Safflower, Soybean, Sunflower	7.9 or lower	No restrictions	22
	S. of Hwy. 212 & E. of the Missouri River, & S. of Hwy. 34 & W. of Missouri River.	Grain sorghum, Proso millet	7.9 or lower	13	12
	Generally E. of Missouri River & S. of Hwy. 14, & W. of Missouri River	Field corn	7.9 or lower	15	12
Texas	Statewide	Grain sorghum, Proso millet	7.9 or lower	No restrictions	10
		Flax Safflower Soybean, Sunflower	7.9 or lower	No restrictions	22
	Panhandle	Field corn	7.9 or lower	15	12
		Cotton (dryland only)	7.9 or lower	30	22
	N. Central Texas*	Field corn	7.9 or lower	15	12
		Cotton (dryland only)	7.9 or lower	25	14
* The counties of N. Central Texas are: Archer, Baylor, Bell, Bosque, Bowie, Callahan, Camp, Cass, Clay, Collin, Cooke, Coryell, Dallas, Delta, Denton, Eastland, Ellis, Falls, Fannin, Foard, Franklin, Grayson, Hardeman, Haskell, Hill, Hood, Hopkins, Hunt, Jack, Johnson, Kaufman, Knox, Lamar, Limestone, McLennan, Milam, Montague, Morris, Nafarro, Palo Pinto, Parker, Rains, Red River, Robertson, Rockwall, Shackelford, Somervell, Stephens, Tarrant, Throckmorton, Titus, Upshur, Van Zandt, Wilbarger, Wichita, Williamson, Wise, Wood, Young					
Washington	Statewide	Peas Lentils Canola	6.8 or lower	18	10
		Peas	6.9 to 7.9	18	15

Location		Crop	Soil pH	Minimum Cumulative Precipitation (inches)	Minimum Rotation Interval (months)
State	County or Area				
		Lentils	6.9 to 7.9	18	34
		Canola	6.9 to 7.9	18	22
		Condiment mustard	7.3 or lower	10	10
		Condiment mustard	7.4 or higher	28	34
		Chickpeas	7.3 or lower	10	10
		Chickpeas	7.4 or higher	28	34
Utah	Statewide	Flax Safflower Sunflower	7.9 or lower	No restrictions	22
Wyoming	Statewide	Flax Safflower Sunflower	7.9 or lower	No restrictions	22
	Southern Wyoming	Grain sorghum, Proso millet	7.9 or lower	No restrictions	10
	Southern Wyoming (Goshen, Laramie, and Platte counties only)	Field corn	7.9 or lower	15	12
	Northern Wyoming	Grain sorghum, Proso millet, Field corn	7.9 or lower	22	22

Rotation Intervals not covered above- The minimum rotation interval is 34 months with at least 28" of cumulative precipitation during the period:

- To any major field crop not listed (See the Rotation Intervals table)
- If the soil pH is not in the specified range
- If the use rate applied is not specified in the table
- Or if the minimum cumulative precipitation has not occurred since application.

To rotate to a major field crop at an interval shorter than recommended, a field bioassay must be successfully completed to that crop. A field bioassay must be successfully completed before rotation to any minor crops (as determined by the USDA criteria). See section on Field Bioassay for further information.

RECRIPPING INTERVALS FOR GRASSES ON CONSERVATION RESERVE PROGRAM (CRP)

Whenever MSM 60 DF has previously been used in wheat, barley, triticale or fallow, the following grasses may be planted after the intervals specified in the tables below. The planting of grass and legume mixtures is not recommended as injury to the legume may occur.

Bentgrasses
Blue grama
Bluestems – Big, Little, Plains, Sand, WW Spar
Buffalograss
Galleta
Green needlegrass
Green sprangletop
Indian ricegrass
Lovegrasses – Sand, Weeping
Orchardgrassnot (excluding Piaute)

39
69

Prairie sandreed
 Sand dropseed
 Sheep fescue
 Sideoats grama
 Switchgrass
 Wild ryegrasses – Beardless, Russian
 Wheatgrasses – Crested, Intermediate, Pubescent, Slender, Streambank, Tall, Thickspike,
 Western

ROTATION INTERVALS

MN, MT, ND, SD and Northern WY:

Soil pH	Use Rate (ounces/Acre)	Minimum Interval for Planting Grasses
7.5 or lower	1/10	4 months (all grasses)
7.6 to 7.9	1/10	4 months (Wheatgrasses only)

AR, CO, ID, KS, LA, NE, MN, OK, OR, TX, UT, WA, Southern WY:

Soil pH	Use Rate (ounces/Acre)	Minimum Interval for Planting Grasses
7.9 or lower	1/10	2 months (all grasses)

GRAZING

There are no grazing restrictions on AmTide MSM 60 DF.

IMPORTANT PRECAUTIONS

Treated vegetation may be cut for forage or hay. Coveralls, shoes plus socks must be worn if cutting within 4 hours of treatment.

PRECAUTIONS

Injury to or loss of desirable trees or vegetation may result from failure to observe the following:

- Do not apply, drain or flush equipment on or near desirable trees or other plants, or on areas where their roots may extend, or in locations where the chemical may be washed or moved into contact with their roots.
- Do not use on lawns, walks, driveways, tennis courts, golf courses, athletic fields, commercial sod operations, or other high-maintenance, fine turfgrass areas, or similar areas.
- Do not use on grasses grown for seed.
- Do not apply to irrigated land where tailwater will be used to irrigate crops other than wheat and barley.
- Do not apply to frozen ground as surface runoff may occur.
- Do not apply to snow-covered ground.
- Wheat and barley varieties may differ in their response to various Herbicides. AmTide LLC recommends that you first consult your state experiment station, university, or extension agent as to sensitivity to any Herbicide. If no information is available, limit the initial use of AmTide MSM 60 DF to a small area.
- Under certain conditions such as heavy rainfall, prolonged cold weather, or wide fluctuations in day/night temperatures prior to or soon after AmTide MSM 60 DF applications, temporary discoloration and/or crop injury may occur. AmTide MSM 60 DF should not be applied to wheat or barley that is stressed by severe weather conditions, drought, low fertility, water-saturated soil, disease, or insect damage or crop injury may

40
69

result. Risk of injury is greatest when crop is in the 2 to 5 leaf stage. Severe winter stress, drought, disease, or insect damage following application also may result in crop injury.

- The combined treatment effects of AmTide MSM 60 DF postemergence preceded by preemergence wild oat Herbicides may cause crop injury to spring wheat when crop stress (soil crusting, planting too deep, prolonged cold weather, or drought) causes poor seedling vigor.
- In the Pacific Northwest, to prevent cold weather-related crop injury, avoid making applications during winter months when weather conditions are unpredictable and can be severe.
- Do not apply to wheat, barley or pastures undersown with legumes, as injury to the forage may result.
- To reduce the potential for movement of treated soil due to wind erosion, do not apply to powdery dry or light sandy soils until they have been stabilized by rainfall, trashy mulch, reduced tillage, or other cultural practices. Injury to immediately adjacent crops may occur when treated soil is blown onto land used to produce crops other than cereal grains or pasture/rangeland.
- For ground applications applied to weeds when dry, dusty field conditions exist, control of weeds in wheat tract areas may be reduced. The addition of 2,4-D or MCPA should improve weed control under these conditions.
- Preplant or preemergence applications of 2,4-D made within 2 weeks of planting spring cereals may cause crop injury when used in conjunction with early postemergence applications of AmTide MSM 60 DF. For increased crop safety, delay AmTide MSM 60 DF treatment until crop tillering has begun.

Assert® and Avenge® are registered trademarks of the BASF Corporation.

Bronate®, Buctril®, Di-Syston®, Puma® and Hoelon® are registered trademarks of Bayer CropScience.

Starane™, Stinger™, Widematch™, Tordon®, Grazon™, Remedy™ and Curtail™ are trademarks of Dow AgroSciences LLC.

Express®, Finesse®, and Harmony® are registered trademarks of E.I. du Pont de Nemours and Company.

Sword® and Salvo® are registered trademarks of Loveland Products Inc.

Aim® is a registered trademark of FMC Corp.

Everest® is a registered trademark of Arysta LifeScience North America

Maverick® is a registered trademark of the Monsanto Company.

Discover NG® and Amber® are registered trademarks of Syngenta Crop Protection.

41
69**NON-CROP USE LABEL LANGUAGE**

Editor's Note: Language based on substantially similar product – *Escort XP* (EPA Reg. No. 352-439) EPA approved label dated October 7, 2004 and *Cimarron Herbicide* (EPA Reg. No. 352-616) EPA approved label dated June 12, 2006.

GENERAL INFORMATION

AmTide MSM 60 DF HERBICIDE is a dispersible granule that is mixed in water and applied as a spray. AmTide MSM 60 DF HERBICIDE controls many annual and perennial weeds and woody plants in non-crop areas, conifer and hardwood plantations. AmTide MSM 60 DF HERBICIDE may also be used on pastures, or CRP as well as selected uncultivated agricultural areas (fence rows, farmyards, and rights-of-way) directly adjacent to treated pastures or rangeland, where grazing or harvesting for animal feed may occur.

AmTide MSM 60 DF HERBICIDE may be used for general weed and brush control and for the control of certain noxious weeds on noncrop sites, ditch banks or dry drainage ditches and for selective weed control in certain types of unimproved turf grass. Do not use on irrigation ditches. AmTide MSM 60 DF HERBICIDE can also be used for controlling and suppressing undesirable weeds and hardwoods in conifer plantations and weeds in hardwood plantations.

AmTide MSM 60 DF HERBICIDE controls weeds and woody plants primarily by post emergent activity. Although AmTide MSM 60 DF HERBICIDE has preemergence activity, best results are generally obtained when AmTide MSM 60 DF HERBICIDE is applied to foliage after emergence or dormancy break. Generally, for the control of annual weeds, AmTide MSM 60 DF HERBICIDE provides best results when applied to young, actively growing weeds. For the control of perennial weeds, applications made at the bud/bloom stage or while the target weeds are in the fall rosette stage may provide the best results. The use rate depends upon the weed species and size at the time of application.

The degree and duration of control may depend on the following:

- Weed spectrum and infestation intensity
- Weed size at application
- Environmental conditions of and following treatment
- Soil pH, soil moisture, and soil organic matter

AmTide MSM 60 DF HERBICIDE may be applied on conifer and hardwood plantations and noncrop sites that contain areas of temporary surface water caused by the collection of water between planting beds, in equipment ruts, or in other depressions created by management activities. It is permissible to treat intermittently flooded low-lying sites when no water is present. It is also permissible to treat marshes, swamps, and bogs after water has receded as well as seasonally dry food deltas. DO NOT make applications to natural or man-made bodies of water such as lakes, reservoirs, ponds, streams and canals.

Do not apply more than 4 ounces AmTide MSM 60 DF HERBICIDE per acre per year.

ENVIRONMENTAL CONDITIONS AND BIOLOGICAL ACTIVITY

AmTide MSM 60 DF HERBICIDE is absorbed primarily through the foliage of plants, and by the roots to a lesser degree. Plant cell division is generally inhibited in sensitive plants within a few hours following uptake. Two to 4 weeks after application, leaf growth slows followed by discoloration and tissue death. The final effects on annual weeds are evident about 4 to 6 weeks after application. The ultimate effect on perennial weeds on woody plants occurs in the growing season following application.

Warm, moist conditions following treatment promote the activity of AmTide MSM 60 DF HERBICIDE while cold dry conditions may reduce or delay activity. Weeds and brush hardened off by cold weather or drought stress may not be controlled.

42
69

One to two inches of rainfall or sprinkler irrigation (enough to wet the top 2-3 inches of soil profile) may be needed to move AmTide MSM 60 DF HERBICIDE into the weed root zone before the next flush of weeds emerge. The amount of moisture required for sufficient activation increases with crop or weed residue and for finer textured soils. Without sufficient rainfall or sprinkler irrigation to move AmTide MSM 60 DF HERBICIDE into the weed root zone, weeds that germinate after treatment will not be controlled.

Application of AmTide MSM 60 DF HERBICIDE provides the best control in vigorously growing grasses that shade competitive weeds. Weed control in areas of thin grass may not be as satisfactory. However, a grass canopy that is too dense at application can intercept a spray and reduce weed control.

AmTide MSM 60 DF HERBICIDE is safe to grasses under normal conditions. However, grasses that are stressed from adverse environmental conditions (such as extreme temperatures or moisture), abnormal soil conditions, or cultural practices may be injured by applications of AmTide MSM 60 DF HERBICIDE. In addition, different species of grass may be sensitive to treatment with AmTide MSM 60 DF HERBICIDE under otherwise normal conditions. Application of AmTide MSM 60 DF HERBICIDE to these species may result in injury.

The use of a surfactant is recommended to enhance the control of susceptible plants, except where noted. Apply at a minimum rate (concentration) of ¼% volume/volume (1 quart per 100 gallons of spray solution) or at the manufacturer's recommended rate. Use only EPA approved surfactants containing at least 80% active ingredient. Certain types of surfactants, such as those incorporating acetic acid (i.e., LI-700), may not be compatible with AmTide MSM 60 DF HERBICIDE and may result in decreased performance. Certain surfactants may not be suitable for use on desirable plants such as turf and conifers, listed on this label. Consult the surfactant manufacturer's label for appropriate uses.

Weed and brush control may be reduced if rainfall, snowfall or sprinkler irrigation occurs within 4 hours following application.

AGRICULTURAL USES

CONIFER PLANTATIONS

Application Information

AmTide MSM 60 DF HERBICIDE is recommended for the control of many species of weeds and deciduous trees on sites where conifers are growing or are to be planted. Apply by ground equipment or by air (helicopter only). Refer to the "Weeds Controlled" and "Brush Species Controlled" for a listing of susceptible species.

Application Timing

Apply AmTide MSM 60 DF HERBICIDE after weeds have emerged or after undesirable hardwoods have broken winter dormancy and have reached the point of full leaf expansion.

Conifer Site Preparation

Application Before Transplanting

After consulting the "Weeds Controlled" and "Brush Species Controlled" tables, apply the rates of AmTide MSM 60 DF HERBICIDE recommended for the most difficult to control species on the site.

Southeast – Apply up to 4 ounces per acre for loblolly and slash pines. Transplant the following planting season.

43
69

Northeast and Lake States – Apply up to 2 ounces per acre for red pine. Transplant the following planting season. Apply up to 2 ounces per acre for black, white and Norway spruce. Transplant the following spring.

West – Apply up to 2 ounces per acre prior to planting Douglas fir, Sitka Spruce, Western Red Cedar, Western Hemlock, Ponderosa Pine, and Grand Fir in the Coast Rangeland and western slope of the Cascades in Oregon and Washington. These conifer species listed can be planted anytime after application. Other conifer species can be planted providing the user has prior experience indicating acceptable tolerance to AmTide MSM 60 DF HERBICIDE soil residues.

Without prior experience, it is recommended that other species be planted on a small scale to determine selectivity before large-scale plantings are made as unacceptable injury may occur. AmTide LLC will not assume responsibility for injury to any conifer species not listed on this label.

TANK MIX COMBINATIONS

For broader spectrum control, the following products are recommended in combination with AmTide MSM 60 DF HERBICIDE.

Accord™

Tank mix 1 to 2 ounces of AmTide MSM 60 DF HERBICIDE with 10 to 24 fluid ounces of Accord™ per acre. Refer to the product container for a list of species controlled.

Arsenal® Applicator's Concentrate

Tank mix 1 to 2 ounces of AmTide MSM 60 DF HERBICIDE with 10 to 24 fluid ounces of Arsenal® Applicator's Concentrate per acre. Loblolly and slash pines may be transplanted the planting season following the application. This combination controls ash, black gum, cherry, hawthorn, honeysuckle, hophornbeam, persimmon, oaks (red, white and water), sassafras, sweetgum, Vaccinium species, and suppresses blackberry, dogwood, elms, myrtle dahoon, hickories, and red maple.

Accord™ + Arsenal® Applicators Concentrate

Tank mix ½ to 1 ounce of AmTide MSM 60 DF HERBICIDE with 16 to 64 fluid ounces of Accord™ and 10 to 12 fluid ounces of Arsenal® Applicator's Concentrate per acre. Slash and loblolly pines may be transplanted the planting season following application. This combination controls cherry, dogwood, elms, oaks (red and water), persimmon, sassafras, sweetgum and suppresses hickory.

VELPAR® L or VELPAR® DF

Tank mix 1 to 2 ounces of AmTide MSM 60 DF HERBICIDE per acre with VELPAR® L or VELPAR® DF at the rates recommended on the container for various soil textures. Loblolly and slash pines may be transplanted the planting season following application. Refer to the product container for a list of species controlled.

OUST® EXTRA

Tank mix ½ to 1-½ ounces of AmTide MSM 60 DF HERBICIDE with 2 to 3 ounces of OUST® EXTRA per acre for herbaceous weed control. Refer to the product container and the "Weeds Controlled" section of this label for a listing of the weeds controlled. Loblolly and slash pines may be transplanted the planting season following application. Tank mix 2 ounces of AmTide MSM 60 DF HERBICIDE with 3 ounces of OUST® EXTRA per acre for herbaceous weed control and early spring suppression of bull thistle and Canada thistle in the Coast Rangeland and western slope of the Cascade Mountains. Douglas Fir may be transplanted at least 90 days following application.

RELEASE—HARDWOOD CONTROL AND SUPPRESSION

AmTide MSM 60 DF HERBICIDE is recommended for application over the top of established slash and loblolly pine to control the species listed in "Weeds Controlled" and "Brush Species

44
/ 69

Controlled" section of this label. Apply 1 to 4 ounces per acre to control the species indicated, including kudzu.

Tank Mix Combinations

For broader spectrum control, the following products are recommended in combination with AmTide MSM 60 DF HERBICIDE.

Arsenal® Applicator's Concentrate

Tank mix 1 to 2 ounces of AmTide MSM 60 DF HERBICIDE with 8 to 16 fluid ounces of Arsenal® Applicator's Concentrate per acre for application to loblolly pine. Refer to the Arsenal® Applicator's Concentrate label regarding the use of surfactants and the appropriate application timing with respect to the age and development stage of the pines. This combination controls ash, black gum, cherry, hawthorn, honeysuckle, hophornbeam, oaks (red, white and water), sassafras, sweetgum, Vaccinium species and suppresses blackberry, dogwood, elms, myrtle dahoon, hickories, persimmon, and red maple.

VELPAR® L or VELPAR® DF

Tank mix 1 to 2 ounces of AmTide MSM 60 DF HERBICIDE with VELPAR® L or VELPAR® DF at the rates recommended on the container for various soil textures. This combination may be applied to loblolly and slash pines.

RELEASE—HERBACEOUS WEED CONTROL

AmTide MSM 60 DF HERBICIDE may be applied to transplanted loblolly and slash pine for the control of herbaceous competition. Consult the "Weeds Controlled" for a listing of the susceptible species and recommended application rates. Best results are obtained when AmTide MSM 60 DF HERBICIDE is applied just before weed emergence until shortly after weed emergence.

Tank Mix Combinations

For broader spectrum control, the following products are recommended in combination with AmTide MSM 60 DF HERBICIDE.

Arsenal® Applicators Concentrate

Tank mix ½ to 1 ounce of AmTide MSM 60 DF HERBICIDE with 4 fluid ounces of Arsenal® Applicators Concentrate per acre. The tank mix may be used on loblolly pine.

OUST® XP

Tank mix ½ to 1 ½ ounces of AmTide MSM 60 DF HERBICIDE with 2 to 3 ounces of OUST® XP per acre. Best results are obtained when AmTide MSM 60 DF HERBICIDE is applied just before weed emergence until shortly after weed emergence. This tank mix may be used on loblolly and slash pine.

VELPAR® L or VELPAR® DF

Tank mix ½ to 1 ounce of AmTide MSM 60 DF HERBICIDE with VELPAR® L or VELPAR® DF at the rates recommended on the container for various soil textures. This combination may be applied to loblolly and slash pines.

IMPORTANT PRECAUTIONS--CONIFER PLANTATIONS ONLY

- Applications of AmTide MSM 60 DF HERBICIDE made to conifers that are suffering from loss of vigor caused by insects, disease, drought, winter damage, animal damage, excessive soil moisture, planting shock or other stresses may injure or kill the trees.
- Applications of AmTide MSM 60 DF HERBICIDE made for herbaceous release should only be made after adequate rainfall has closed the planting slit and settled the soil around the roots following transplanting.
- Do not apply AmTide MSM 60 DF HERBICIDE to conifers grown as ornamentals

45
69

- AmTide MSM 60 DF HERBICIDE applications may result in damage and mortality to other species of conifers when they are present on sites with those listed in the preceding recommendations for conifer plantations

HARDWOOD PLANTATIONS

Application Information

AmTide MSM 60 DF HERBICIDE is recommended at rates of up to 2 ounces per acre for the control of many weed species on sites where yellow poplar is growing or is to be planted, and on sites where red alder is to be planted. Apply by ground equipment or by air (helicopter only). Refer to the "Weeds Controlled" section of this label for a listing of susceptible species.

Application Timing

AmTide MSM 60 DF HERBICIDE may be applied as a site preparation treatment prior to planting red alder or yellow poplar. As a prior to planting site preparation treatment for red alder, AmTide MSM 60 DF HERBICIDE may be tank mixed with other Herbicides labeled for this use.

AmTide MSM 60 DF HERBICIDE may also be applied over-the-top of planted yellow poplar seedlings after the soil has settled around the root system, but before the seedlings have broken dormancy (prior to bud break).

Release—Herbaceous Weed Control

AmTide MSM 60 DF HERBICIDE may be applied to yellow poplar for the control of herbaceous competition. Consult the "Weeds Controlled" for a listing of the susceptible species and recommended application rates. Best results are obtained when AmTide MSM 60 DF HERBICIDE is applied just before weed emergence until shortly after weed emergence.

Tank Mix Combinations

Tank mix ½ ounce of AmTide MSM 60 DF HERBICIDE with 4 to 6 pints of VELPAR® L as recommended on the package label for "RELEASE – HERBACEOUS WEED CONTROL" in pine plantations in the eastern U.S. Follow the VELPAR® L label recommendations regarding altering the application rate by soil texture.

IMPORTANT PRECAUTIONS--HARDWOOD PLANTATIONS ONLY

- Application of VELPAR® L and AmTide MSM 60 DF HERBICIDE made to yellow poplar that are suffering from loss of vigor caused by insects, disease, drought, winter damage, animal damage, excessive soil moisture, planting shock or other stresses may injure or kill the seedlings.
- Applications of AmTide MSM 60 DF HERBICIDE made for release should only be made after adequate rainfall has closed the planting slit and settled the soil around the roots following transplanting.
- The use of surfactant is not recommended for applications made over the tops of trees.
- Careful consideration must be given by an experienced and knowledgeable forester to match the requirements of yellow poplar and/or red alder to conditions of the site. Treatment of yellow poplar and/or red alder planted on a site inadequate to meet its requirements may injure or kill the seedlings.

PASTURE RANGELAND AND CONSERVATION RESERVE PROGRAM (CRP)

APPLICATION INFORMATION FOR GRASS ESTABLISHMENT IN PASTURE, RANGELAND AND CONSERVATION RESERVE PROGRAM (CRP)

Use AmTide MSM 60 DF HERBICIDE for the suppression or control of broadleaf weeds to aid in the establishment of the following perennial native or improved grasses planted in pasture, rangeland or acres enrolled in the Conservation Reserve Program (CRP):

Blue grama
Bluestems – big, little, plains, sand, WW spar
Buffalo grass
Green sprangletop
Indian grass
Klein grass
Love grasses – atherstone, sand, weeping, wilman
Orchard grass
Sideoats grama
Switch grass – Blackwell
Wheat grasses – bluebunch, crested, intermediate, pubescent, Siberian, Slender, Streambank, Tall, thickspike, western
Wild rye grass – Russian

Consult with the Natural Resources and conservation Service or other local experts concerning planting techniques and other cultural practices to maximize potential for grass establishment.

Due to the inability of newly planted grass stands to sufficiently compete with weeds, and the severity of weed pressure in new grass stands, performance from AmTide MSM 60 DF HERBICIDE may not always be satisfactory. An additional Herbicide application or mowing may be needed.

Use Rates and Application Timing for Grass Establishment in Pasture, Rangeland and CRP

Preplant (prior to planting) or Preemergence (after planting but before grass emergence)

Apply AmTide MSM 60 DF HERBICIDE preplant or preemergence at 1/10 ounce/acre on all labeled grasses except orchard grass and Russian wild rye grass. Do not apply AmTide MSM 60 DF HERBICIDE preplant or preemergence to orchard grass and Russian wild rye grass as severe crop injury may result.

Early Postemergence to New Plantings

Apply AmTide MSM 60 DF HERBICIDE at 1/10 ounce/acre, plus a non-ionic surfactant at the rate of 2 to 4 pints/100 gallons of spray solution on all labeled grasses anytime after grass emergence. Do not use a spray adjuvant other than non-ionic surfactant.

Because grass species differ in time of emergence, apply only after majority of grasses are in the 3 to 4 leaf stage.

Postemergence to stands with 1-5 leaf grasses planted the previous season

Apply AmTide MSM 60 DF HERBICIDE at 1/10 ounce/acre plus a non-ionic surfactant at the rate of 2 to 4 pints/100 gallons of spray solution, on all labeled grasses when the majority of the grasses have one or more leaves. Do not use a spray adjuvant other than non-ionic surfactant.

APPLICATION INFORMATION FOR ESTABLISHED GRASSES IN PASTURE, RANGELAND AND CONSERVATION RESERVE PROGRAM (CPR)

Use Rates for Established Pastures, Rangeland and CRP

Apply 1/10 to 1 ounce of AmTide MSM 60 DF Herbicide per acre as a broadcast application to *established grasses in pasture rangeland and CRP*. For spot application, use 1 ounce per 100 gallons of water. Do not apply more than 1 2/3 ounces of AmTide MSM 60 DF Herbicide per acre per year.

Application Timing – Established Pastures, Rangeland and CRP

AmTide MSM 60 DF Herbicide may be applied to established native grasses such as bluestems and grama, and on other established pasture grasses such as bermudagrass, bluegrass, orchardgrass, bromegrass, fescue and timothy that were planted the previous growing season (or earlier) and are fully tillered, unless otherwise directed on this label. Specific application timing information on several of these grass species follows:

Pasture Grass	Minimum time from grass establishment to AmTide MSM 60 DF Herbicide application
Bermudagrass	2 months
Bluegrass, bromegrass, and orchardgrass	6 months
Timothy	12 months
Fescue	24 months

Fescue Precautions:

Note that AmTide MSM 60 DF Herbicide may temporarily stunt fescue, cause yellowing or seedhead suppression. To minimize these symptoms, take the following precautions:

- Do not use more than 4/10 oz./A of AmTide MSM 60 DF Herbicide
- Tank mix AmTide MSM 60 DF Herbicide with 2,4-D
- Use the lowest recommended rate for target weeds
- Use a non-ionic surfactant at ½ to 1 pint per 100 gallons of spray solution (1/16 to 1/8% v/v)
- Make application later in the spring after the new growth is 5 to 6 inches tall, or in the fall
- Do not use surfactant when liquid nitrogen is used as a carrier
- Do not use a spray adjuvant other than non-ionic surfactant

The first cutting yields may be reduced due to seedhead suppression resulting from treatment with AmTide MSM 60 DF Herbicide.

Timothy Precautions:

Timothy should be at least 6" tall at application and be actively growing. Applications of AmTide MSM 60 DF Herbicide to timothy under any other conditions may cause crop yellowing and/or stunting. To minimize these symptoms, take the following precautions:

- Do not use more than 4/10 oz./A of AmTide MSM 60 DF Herbicide
- Tank mix AmTide MSM 60 DF Herbicide with 2,4-D
- Use the lowest recommended rate for target weeds
- Use a non-ionic surfactant at ½ pint per 100 gallons
- Make application in the late summer or fall
- Do not use surfactant when liquid nitrogen is used as a carrier
- Do not use a spray adjuvant other than non-ionic surfactant

Application of AmTide MSM 60 DF Herbicide to Pensacola bahiagrass, ryegrass (Italian or perennial) and Garrison's creeping foxtail may cause severe injury to and /or loss of pastures.

Other Pasture and Rangeland Grasses: Varieties and species of forage grasses differ in their tolerance to herbicides. When using AmTide MSM 60 DF Herbicide on a particular grass for the first time, limit use to a small area. If no injury occurs throughout the season, larger acreage may be treated the following season. Broadleaf pasture species such as alfalfa and clover are highly

sensitive to AmTide MSM 60 DF Herbicide and will be severely stunted or injured by AmTide MSM 60 DF Herbicide.

WEEDS AND BRUSH CONTROLLED OR SUPPRESSED IN PASTURES, RANGELAND AND CONSERVATION RESERVE PROGRAM (CRP)

Unless otherwise directed, treat when weeds are less than 4" tall or in diameter and are actively growing.

Before using AmTide MSM 60 DF Herbicide, carefully consider your crop rotation plans and options. For rotational flexibility, do not treat all of your pasture, rangeland or CRP acres at the same time.

1/10 OUNCE PER ACRE

Bitter sneezeweed
Blue/purple mustard*
Broomweed, common
Bur buttercup (testiculate)
Buttercup
Canada thistle*‡
Carolina geranium
Coast fiddleneck (tarweed)
Common chickweed
Common mullein
Common Purslane
Conical catchfly
Corn gromwell*‡
Cowcockle
Curly dock
Cutleaf evening primrose*‡
Dandelion
False chamomile
Field pennycress (fanweed)
Filaree
Flixweed*
Groundsel (common)
Henbit
Kochia*
Lambsquarters (common, slimleaf)

Marestail
Mayweed chamomile
Miners lettuce
Pigweed (redroot, smooth, tumble)
Plains coreopsis
Plantain
Prickly lettuce*
Prostrate knotweed*‡
Russian thistle*
Shepherd's purse
Smallseed falseflax
Smartweed (green, ladysthumb, pale)
Snow speedwell
Tansymustard*
Treacle mustard (Bushy Wallflower)
Tumble/Jim Hill mustard
Volunteer sunflower*
Waterpod
Wild buckwheat*‡
Wild garlic*
Wild mustard
Wild sunflower*‡
Woolly croton*

2/10 OUNCE PER ACRE

Annual marshelder
Blackeyed-Susan
Buckbrush‡
Burclover
Common yarrow
Dogfennel

Horsemint (beebalm)
Musk thistle*
Purple scabious
Scotch thistle*
Western snowberry‡
Wild carrot

3/10 to 1/2 OUNCE PER ACRE

Annual sowthistle
Aster
Bittercress
Chicory
Clover
Cocklebur

Pensacola bahiagrass*
Redstem filaree
Rough fleabane
Seaside arrowgrass
Sericea lespedeza*
Silky crazywood (locoweed)

49
69

Corn cockle
Crown vetch
Goldenrod
Maximillion sunflower
Multiflora rose*‡
Pennsylvania smartweed

Sweet clover
Wild lettuce
Wood sorrel
Yankee weed

½ to 1 OUNCE PER ACRE

Black henbane
Blackberry
Broom snakeweed
Buckhorn plantain
Common crupina
Dewberry
Dyer's woad
Gorse
Halogeton

Honeysuckle
Multiflora rose and other wild roses*
Plumeless thistle
Rosering gaillardia
Spotted knapweed*
Teasel
Wild caraway
Yucca*‡

1 OUNCE PER ACRE

Bull thistle
Common tansy
Field bindweed‡
Gumweed
Houndstongue
Perennial Pepperweed
Poison hemlock
Purple loosestrife

Rush skeletonweed*‡
Salsify
Scouringrush
Snowberry
St. Johnswort
Western salsify
Whitetop (hoary cress)

*See the Specific Weed Problems section of this label.

‡Weed suppression is a reduction in weed competition (reduced population and/or vigor) as visually compared to an untreated area. The degree of suppression varies with the rate used, the size of the weeds, and the environmental conditions following treatment.

SPOT APPLICATIONS FOR THE SUPPRESSION‡ OF WEEDS AND BRUSH**APPLICATION INFORMATION FOR SPOT APPLICATIONS**

AmTide MSM 60 DF Herbicide is recommended for the suppression of the following undesirable weed and brush species growing in pastures, rangeland or CRP using spot applications. Spot applications may be made by using equipment such as back pack sprayers or hand sprayers. AmTide MSM 60 DF Herbicide should be applied as a spray to the foliage and stems. The application volume required will vary with the height and density of the brush and the application equipment used. Regardless of the application volume and equipment used, thorough coverage of the foliage and stems is necessary to optimize results. On tall, dense stands, it is often necessary to spray from both sides to obtain adequate coverage. Add a non-ionic surfactant having at least 80% active ingredient at 2-4 pints per 100 gallons of spray solution.

Use Rates for Spot Application

Mix 1 ounce of AmTide MSM 60 DF Herbicide per 100 gallons of water.

Application Timing for Spot Applications

Make a foliar application of the recommended rate of AmTide MSM 60 DF Herbicide during the period from full leaf expansion in the spring until the development of full fall coloration.

Weed and Brush Species Suppressed with Spot Applications

Blackberry‡

Dewberry‡

59
69

Canada Thistle*‡

Multiflora Rose‡

*See the Specific Weed Problems section.

‡Weed and brush suppression is a reduction in weed and brush competition (reduced population and/or vigor) as visually compared to an untreated area. The degree of suppression varies with the rate used, the size of the weeds, and the environmental conditions following treatment.

SPECIFIC WEED PROBLEMS

Note: Thorough spray coverage of all weed species listed below is very important.

Blue/Purple Mustard, Flixweed, and Tansymustard: For best results, apply AmTide MSM 60 DF Herbicide tank mixtures with 2,4-D or MCPA postemergence to mustards, but before bloom.

Broom Snakeweed: For best results, apply AmTide MSM 60 DF Herbicide at ½ ounce/acre in the fall. Applications of AmTide MSM 60 DF Herbicide in the spring will provide suppression only.

Canada Thistle: For suppression with broadcast applications, apply either AmTide MSM 60 DF Herbicide or AmTide MSM 60 DF Herbicide plus 2,4-D or MCPA in the spring after the majority of thistles have emerged and are small (rosette stage to 6" elongating stems) and actively growing. The application will inhibit the ability of emerged thistles to compete with grass.

For suppression with spot applications, apply as a foliar spray once plant is fully leaved.

Corn Gromwell, Cutleaf Evening Primrose and Prostrate Knotweed: Apply AmTide MSM 60 DF Herbicide when weeds are actively growing, are no larger than 2" tall, and when crop canopy will allow thorough coverage. Tank mixing 2,4-D or MCPA with AmTide MSM 60 DF Herbicide can improve results.

Kochia, Russian thistle, Prickly lettuce: Naturally occurring resistant biotypes of these weeds are known to occur. For best results, use AmTide MSM 60 DF Herbicide in a tank mix with Dicamba (such as Banvel or Clarity) and 2,4-D. AmTide MSM 60 DF Herbicide should be applied in the spring when kochia, Russian thistle, and prickly lettuce are less than 2" tall or 2" across and are actively growing.

Multiflora Rose: For control with broadcast applications, apply AmTide MSM 60 DF Herbicide at ½ ounce per acre as a broadcast application. For control with foliar applied spot applications, apply AmTide MSM 60 DF Herbicide at 1 ounce per 100 gallons of water.

For suppression with broadcast applications, apply AmTide MSM 60 DF Herbicide at rates of 3/10 up to ½ ounce per acre. Applications should be made in the spring, soon after multiflora rose is fully leafed and is less than 3 feet tall.

For control with Spotgun Basal Soil Treatment, prepare a spray suspension of AmTide MSM 60 DF Herbicide by mixing 1 ounce per gallon water. Mix vigorously until the AmTide MSM 60 DF Herbicide is dispersed and agitate periodically while applying the spray suspension. Apply the spray preparation with an exact delivery handgun applicator. Apply at the rate of 4 ml for each 2 feet of rose canopy diameter. Direct the treatment to the soil within 2 feet of the stem union. When treating large plants and more than one delivery is required, make applications on opposite sides of the plant.

Make applications from early spring to summer.

Musk Thistle, Scotch Thistle: Apply AmTide MSM 60 DF Herbicide at 2/10 to ¾ ounce per acre in the spring or early summer prior to flowering or in the fall after newly emerged plants have reached the rosette stage of growth. Certain biotypes of Musk and Scotch Thistles are less sensitive to AmTide MSM 60 DF Herbicide and may not be controlled with AmTide MSM 60 DF Herbicide rates less than ¾ ounce per acre. Consult with your local AmTide LLC representative, dealer or applicator for specific use rate and tank mix recommendations for your area. Fall applications should be made before the soil freezes.

Pensacola bahiagrass control in established Bermudagrass pasture: Apply AmTide MSM 60 DF Herbicide at 3/10 ounce per acre after green-up in the spring but before bahiagrass

51
69

seedhead formation. Application should be made when moisture is sufficient to enhance grass growth.

AmTide MSM 60 DF Herbicide is very effective for removal of bahiagrass from bermudagrass pastures. In highly infested pastures, the use of AmTide MSM 60 DF Herbicide can clear the areas of useful forage until the bermudagrass has time to cover the area. Therefore, AmTide MSM 60 DF Herbicide treatments should be spread out over a period of years. Do not apply to an entire farm or ranch in one year. Fertilization (particularly with nitrogen and potassium) and/or replanting may accelerate the process of reestablishment of bermudagrass.

Under heavy bahiagrass pressure, grazing pressure, or adverse weather conditions (heat and drought), bahiagrass regrowth may occur.

Do not use AmTide MSM 60 DF Herbicide for control of common or Argentine bahiagrass. Also, do not use AmTide MSM 60 DF Herbicide in liquid fertilizer solutions for Pensacola bahiagrass control as poor control and/or regrowth may occur.

Rush skeletonweed: For best results, apply AmTide MSM 60 DF Herbicide at 1 ounce per acre with 8 fluid ounces of dicamba (such as Banvel or Clarity) and 16 fluid ounces of 2,4-D.

Sericea lespedeza: For best results, apply AmTide MSM 60 DF Herbicide at 4/10 to ½ ounce per acre beginning at flower bud initiation through the full bloom stage of growth. Consult with your local AmTide LLC representative, dealer or applicator for specific use rate recommendations for your area. Do not make applications if drought conditions exist at intended time of application.

Spotted Knapweed: For best results, apply AmTide MSM 60 DF Herbicide at ½ ounce per acre with 8 fluid ounces of dicamba (such as Banvel or Clarity) and 16 ounces active ingredient per acre of 2,4-D.

Sunflower (wild or volunteer): Apply either AmTide MSM 60 DF Herbicide or AmTide MSM 60 DF Herbicide plus 2,4-D or MCPA after the majority of sunflowers have emerged, are 2" to 4" tall and are actively growing. Use spray volumes of at least 3 gallons by air or 10 gallons by ground.

Wild Buckwheat: For best results, apply AmTide MSM 60 DF Herbicide plus 2,4-D or MCPA when plants have no more than 3 true leaves (not counting cotyledons). If plants are not actively growing, delay treatment until environmental conditions favor active weed growth.

Wild Garlic: Apply 1/10 to 2/10 ounce per acre of AmTide MSM 60 DF Herbicide in the early spring when wild garlic is less than 12" tall with 2" to 4" of new growth.

Woolly Croton: Apply 1/10 to 2/10 ounce per acre of AmTide MSM 60 DF Herbicide in the late spring or early summer from cotyledon through 2 true leaf stage.

Yucca: For best results, apply AmTide MSM 60 DF Herbicide at ½ to ¾ ounce per acre plus 2,4-D, dicamba, dicamba plus 2,4-D, or Triclopyr BEE (such as Remedy[®]) from two weeks before blooming to two weeks after blooming.

SPRAY ADJUVANTS

Unless otherwise directed on this label, AmTide MSM 60 DF Herbicide applications must include either a crop oil concentrate or a nonionic surfactant. In addition, an ammonium nitrogen fertilizer can be used unless specifically prohibited by tank mix partner labeling. Consult your local AmTide LLC representative prior to using other adjuvant systems. If another herbicide is tank mixed with AmTide MSM 60 DF Herbicide, select adjuvants authorized for use with both products. Products must contain only EPA exempt ingredients (40 CFR 1001).

Petroleum Crop Oil Concentrate (COC) or Modified Seed Oil (MSO)

- Apply at 1% v/v (1 gallon per 100 gallons spray solution) or 2% under arid conditions.
- MSO adjuvants may be used at 0.5% v/v (0.5 gallons per 100 gallons spray solution) if specifically noted on adjuvant product labeling.
- Oil adjuvants must contain at least 80% high quality, petroleum (mineral) or modified vegetable seed oil with at least 15% surfactant emulsifiers.

52
69**Nonionic Surfactants (NIS)**

- Apply at 0.25% v/v (1 quart per 100 gallons spray solution) or 0.5% under arid conditions.
- Surfactant products must contain at least 60% nonionic surfactant with a hydrophilic/lipophilic balance (HLD) greater than 12.

Ammonium Nitrogen Fertilizer

- Use 2 quarts/acre of a high-quality urea ammonium nitrate (UAN), such as 28%N or 32%N, or 2 pounds/acre of a spray grade ammonium sulfate (AMS). Use 4 quarts/acre UAN or 4 pounds/acre AMS under arid conditions.

Special Adjuvant Types

- Combination adjuvant products may be used at doses that provide the required amount of NIS, COC, MSO and/or ammonium nitrogen fertilizer. Consult product literature for use rates and restrictions.
- In addition to the adjuvants specified above, other adjuvant types may be used if they provide the same functionality and have been evaluated and approved by AmTide LLC. Consult your local AmTide LLC representative before using adjuvant types not specified on this label.

Exceptions: (1) On Fescue pastures use ½ to 1-pint non-ionic surfactant per 100 gallons; (2) on Timothy pastures use ½ pint non-ionic surfactant per 100 gallons.

Antifoaming agents may be used if needed.

Do not use low rates of liquid fertilizer as a substitute for surfactant.

GROUND APPLICATION

To obtain optimum spray distribution and thorough coverage, use flat-fan or low-volume flood nozzles.

For flood nozzles on 30" spacings, use at least 10 gallons per acre (GPA), flood nozzles no larger than TK10 (or equivalent), and a pressure of at least 30 pounds per square inch (psi). For 40" nozzle spacings, use at least 13 GPA; for 60" spacings, use at least 20 GPA. It is essential to overlap the nozzles 100% for all spacings.

With "Raindrop RA" nozzles, use at least 30 GPA and ensure that nozzle spray patterns overlap 100%.

For flat-fan nozzles, use at least 10 GPA for broadcast applications to pasture, rangeland or CRP.

Use 50-mesh screens or larger.

AERIAL APPLICATION

Use nozzle types and arrangements that provide optimum spray distribution and maximum coverage. Use a minimum of 2 GPA. In Idaho, Oregon and Washington, use a minimum of 3 GPA.

When applying AmTide MSM 60 DF Herbicide by air in areas adjacent to sensitive crops, use solid stream nozzles oriented straight back. Adjust the swath to avoid spray drift damage to sensitive crops downwind and/or use ground equipment to treat the border edge of fields. See the Spray Drift Management section of this label.

TANK MIXTURES**With Insecticides and Fungicides**

AmTide MSM 60 DF Herbicide may be tank-mixed or used sequentially with insecticides and fungicides registered for use on pastures, rangeland or CRP. However, under certain conditions (drought stress or cold weather), tank mixes or sequential applications of AmTide MSM 60 DF Herbicide with organophosphate insecticides (such as parathion) may produce temporary grass yellowing or, in severe cases, grass injury.

The potential for grass injury is greatest when wide fluctuations in day/night temperatures occur just prior to or soon after application.

Test these tank mixtures in a small area before treating large areas. Do not use AmTide MSM 60 DF Herbicide plus Malathion, as grass injury will result.

With Herbicides

AmTide MSM 60 DF Herbicide may be tank mixed with other suitable registered herbicides to control weeds listed under Weeds Suppressed, weeds resistant to AmTide MSM 60 DF Herbicide, or weeds not listed under Weeds Controlled. Read and follow all manufacturer's label recommendations for the companion herbicide. If those recommendations conflict with this label, do not tank mix the herbicide with AmTide MSM 60 DF Herbicide.

Herbicide Tank Mixtures for Pastures or Rangeland

For postemergence control of the following weeds in pastures or rangeland:

Annual marshelder	Common milkweed
Burclover	Common ragweed
Carolina horsenettle	Giant ragweed
Common cocklebur	Western ragweed

Apply AmTide MSM 60 DF Herbicide at 1/10 to 1 ounce per acre in a tank mix with one of the following products. Refer to companion herbicide labels to confirm that the product is labeled for control of the weeds listed above and is registered for use in your state.

Product	Rate (ounce product/A)
Grazon P+D	8 to 32
Picloram (such as Tordon [®] 22K)	4 to 16
Weedmaster	8 to 32
Triclopyr BEE (such as Remedy [®])	8
Amber [®]	0.35*

*For suppression of Western Ragweed in Phenoxy Restricted and Herbicide Regulated counties.

Product	Rate (ounces a.i./A)
2,4-D	8 to 16
Dicamba (such as Banvel or Clarity)	2 to 16
2,4-D + Dicamba	1 + 2.87 to 4 + 11.48

Herbicide Tank Mixtures for CRP

Preplant

AmTide MSM 60 DF Herbicide may be tank mixed with glyphosate as a pre-plant (prior to the planting of CRP grasses) treatment to control broadleaf and grassy weeds. When using a glyphosate tank mix, allow at least 7 days after application before planting grasses. Refer to glyphosate containing product fact sheets and labels for all use instructions, label rates, weed control claims, and precautions.

Postemergence

For best weed control performance in CRP, use AmTide MSM 60 DF Herbicide in a tank mix with 2,4-D (ester formulations perform best) or dicamba (such as Banvel or Clarity).

AmTide MSM 60 DF Herbicide can be tank mixed with 2,4-D at ¼ pound a.i./A for all labeled grasses larger than the 5-leaf stage. For fully tillered stands, up to ½ pound a.i./A of 2,4-D may be used. A spray adjuvant may be added. However, the addition of spray adjuvant may increase the chance of grass injury.

AmTide MSM 60 DF Herbicide can also be tank mixed with dicamba (such as Banvel or Clarity). Use not more than 1/8 to 1/4 pound a.i./A of dicamba plus AmTide MSM 60 DF Herbicide after majority of grasses are in the 3-leaf stage. In established grasses (2nd year stands), use not more than 1/4 to 1/2 pound a.i./A dicamba plus AmTide MSM 60 DF Herbicide. A spray adjuvant may be added. However, the addition of spray adjuvant may increase the chance of grass injury.

With Liquid Nitrogen Solution Fertilizer

Liquid nitrogen fertilizer solutions may be used as a carrier in place of water. Run a tank mix compatibility test before mixing AmTide MSM 60 DF Herbicide in fertilizer solution.

AmTide MSM 60 DF Herbicide must first be slurried with water and then added to liquid nitrogen solutions (e.g., 28-0-0, 32-0-0). Ensure that the agitator is running while the AmTide MSM 60 DF Herbicide is added. Use of this mixture may result in temporary grass yellowing and stunting.

If using low rates of liquid nitrogen fertilizer (between 5% and 50% of the spray solution volume) in the spray solution, the addition of a non-ionic surfactant is necessary. Add surfactant at 1/4 pint per 100 gallons of spray solution (0.03% v/v).

Do not use a spray adjuvant other than non-ionic surfactant.

When using high rates of liquid nitrogen fertilizer (greater than or equal to 50% of the spray solution volume) in the spray solution, adding spray adjuvant(s) increases the risk of grass injury. Consult your agricultural dealer, consultant, fieldman, or AmTide LLC representative for a specific recommendation before adding an adjuvant to these tank mixtures.

If 2,4-D or MCPA is included with AmTide MSM 60 DF Herbicide and liquid nitrogen fertilizer mixture, ester formulations tend to be more compatible (see manufacturer's label). Do not add spray adjuvants when using AmTide MSM 60 DF Herbicide in tank mix with 2,4-D ester and liquid nitrogen fertilizer solutions greater than 5% of the spray volume.

The use of liquid nitrogen fertilizer solutions greater than 5% of the spray volume with AmTide MSM 60 DF Herbicide rates greater than 0.5 ounce/acre may cause grass injury.

Do not use low rates of liquid fertilizer as a substitute for spray adjuvants.

Do not use with liquid fertilizer solutions with a pH less than 3.0.

CROP ROTATION

Before using AmTide MSM 60 DF Herbicide, carefully consider your crop rotation plans and options. For rotational flexibility, do not treat all of your pasture, rangeland or CRP acres at the same time.

Minimum Rotational Intervals

Minimum rotation intervals* are determined by the rate of breakdown of AmTide MSM 60 DF Herbicide applied. AmTide MSM 60 DF Herbicide in the soil is affected by soil pH, presence of soil microorganisms, soil temperature, and soil moisture. Low soil pH, high soil temperature, and high soil moisture increase AmTide MSM 60 DF Herbicide breakdown in soil, while high soil pH, low soil temperature, and low soil moisture slow AmTide MSM 60 DF Herbicide breakdown.

Of these 3 factors, only soil pH remains relatively constant. Soil temperature, and to a greater extent, soil moisture, can vary significantly from year to year and from area to area. For this reason, soil temperatures and soil moisture should be monitored regularly when considering crop rotations.

*The minimum rotation interval represents the period of time from the last application to the anticipated date of the next planting.

Soil pH Limitations

Do not apply AmTide MSM 60 DF Herbicide on soils having a pH above 7.9, as extended soil residual activity could extend crop rotation intervals beyond normal. Under certain conditions,

55
69

AmTide MSM 60 DF Herbicide could remain in the soil for 34 months or more, injuring wheat and barley. In addition, other crops planted in high-pH soils can be extremely sensitive to low concentrations of AmTide MSM 60 DF Herbicide.

Checking Soil pH

Before using AmTide MSM 60 DF Herbicide, determine the soil pH of the areas of intended use. To obtain a representative pH value for the test area, take several 0" to 4" samples from different areas of the field and analyze them separately. Consult local extension publications for additional information on recommended soil sampling procedures.

Bioassay

A field bioassay must be completed before rotating to any crop or grass species/variety not listed in the Rotation Intervals Table, or if the soil pH is not in the specified range, or if the use rate applied is not specified in the table.

To conduct a field bioassay, grow test strips of the crop(s) or grass(es) you plant to grow the following year in fields previously treated with AmTide MSM 60 DF Herbicide. Crop or grass response to the bioassay will indicate whether or not to rotate to the crop(s) or grass(es) grown in the test strips.

If a field bioassay is planned, check with your local Agricultural dealer or AmTide LLC representative for information detailing the field bioassay procedure.

Grazing/Haying

There are no grazing or haying restrictions for AmTide MSM 60 DF Herbicide. Coveralls, shoes plus socks must be worn if cutting within 4 hours of treatment.

Rotation Intervals in Pasture, Rangeland or CRP for Overseeding and Renovation

Location	Crop or Grass Species	Maximum AmTide MSM 60 DF Herbicide Rate on Pasture (ounce/acre)	Minimum Rotation Interval (months)
AL, AR, FL, GA, KY, LA, MS, NC, OK, SC, TN, TX, VA, WV	Alfalfa, red clover, white clover, sweet clover, bermudagrass, bluegrass, ryegrass, tall fescue	1/10 to 3/10	4
	Wheat (except durum)	1/10 to 3/10	1
	Durum, barley, oat	1/10 to 3/10	10
All states not included above	Red clover, white clover and sweet clover	1/10 to 2/10	12
	Bermudagrass, bluegrass, ryegrass	1/10 to 2/10	6
	Tall Fescue	1/10 to 2/10	18
	Wheat (except durum)	1/10 to 2/10	1
All areas with soil pH of 7.5 or less	Russian wildrye	1/10 to 1/2	1
	Green needlegrass, switchgrass, sheep fescue	1/10 to 1	1
	Meadow brome, smooth brome, alta fescue, red fescue, meadow foxtail, orchardgrass, Russian wildrye, timothy	1/10 to 1	2

56
69

All areas with soil pH of 7.9 or less	Alkali sacaton, mountain brome, blue grama, thickspike wheatgrass	1/10 to 1	1
	Sideoats grama, switchgrass	1/10 to 1/2	2
	Western wheatgrass	1/10 to 1	2
	Sideoats grama, switchgrass, big bluestem	1/10 to 1	3
AL, AR, FL, GA, KS, KY, LA, MS, MO, NC, OK, SC, TN, TX, VA, WV, with soil pH of 7.0 or less	STS soybeans	1/10 to 2/10	6
	Field corn	1/10 to 2/10	12

57
69**NON-AGRICULTURAL USES****WEEDS CONTROLLED****1/3 to 1/2 Ounce Per Acre**

Annual sow thistle	Goldenrod
Aster	Lambsquarters
Bahiagrass	Marestail/horseweed ****
Beebalm	Maximillion sunflower
Bittercress	Miners lettuce
Bitter sneezeweed	Pennsylvania smartweed
Blackeyed Susan	Plains coreopsis
Blue mustard	Plantain
Bur buttercup	Redroot pigweed
Chicory	Redstem filaree
Clover	Rough fleabane
Cocklebur	Shepherd's-purse
Common chickweed	Silky crazyweed (locoweed)
Common groundsel	Smallseed falseflax
Common purslane	Smooth pigweed
Common yarrow	Sweet clover
Conical catchfly	Tansymustard
Corn cockle	Treacle mustard
Cow cockle	Tumble mustard
Crown vetch	Wild carrot
Dandelion	Wild garlic
Dogfennel	Wild lettuce
False chamomile	Wild mustard
Fiddleneck tarweed	Wooly Croton
Field pennycress	Wood sorrel
Flix weed	Yankeweed

1/2 to 1 Ounce Per Acre

Blackberry	Honeysuckle
Black henbane	Multiflora rose and other wild roses
Broom snakeweed	Musk thistle***
Buckhorn plantain	Oxeye daisy
Bull thistle	Plumeless thistle
Common crupina	Prostrate knotweed
Common sunflower	Rosering gaillardia
Curly dock	Seaside arrowgrass
Dewberry	Sericea lespedeza
Dyer's woad	Tansy ragwort
Gorse	Teasel
Halogeton	Wild caraway
Henbit	

1 to 2 Ounces Per Acre

Common mullein	Houndstongue
Common tansy	Lupine
Field bindweed**	Old world climbing fern (Lygodium)
Greasewood	Perennial pepperwood
Gumweed	

58
69

Poison hemlock
 Purple loosestrife
 Purple scabious
 Scotch thistle
 Scouringrush
 Salsify

Snowberry
 St. Johnswort
 Sulphur cinquefoil
 Western salsify
 Whitetop (hoary cress)
 Wild iris

1-1/2 to 2 Ounces Per Acre

Canada thistle**
 Dalmation toadflax**
 Duncesap larkspur
 Russian knapweed**
 Tall larkspur
 Wild parsnip
 Yellow toadflax**

3 to 4 Ounces Per Acre

Kudzu

* Apply fall through spring.

** Suppression, which is a visual reduction in weed competition (reduced population or vigor) as compared to untreated areas. Apply as a full coverage spray for best performance.

*** Certain biotypes of musk thistle are more sensitive to AmTide MSM 60 DF HERBICIDE and may be controlled with rates of ¼ to ½ ounce per acre. Treatments of AmTide MSM 60 DF HERBICIDE may be applied from rosette through bloom stages of development.

**** Certain biotypes of maretail/horsetail are less sensitive to AmTide MSM 60 DF HERBICIDE and may be controlled by tank mixes with Herbicides with a different mode of action.

PROBLEM WEED CONTROL

For broader spectrum control and for use on certain biotypes of broadleaf weeds, which may be resistant to AmTide MSM 60 DF HERBICIDE and Herbicides with the same mode of action, the following tank mixes are recommended.

Dicamba + 2,4-D

Weed	Rate of AmTide MSM 60 DF HERBICIDE (ounces per acre)	Rate of Dicamba (fl oz/acre)	Rate of 2,4-D (fl oz/acre)
Kochia control	1/2	8	16
Spotted knapweed control	½	8	16
Rush skeleton weed suppression	1	8	16

NON-CROP SITES**Application Information**

AmTide MSM 60 DF HERBICIDE is recommended for general weed control on private, public and military lands as follows: Uncultivated areas (such as airports, highway, railroad and utility rights-of-way, sewage disposal areas, etc.); uncultivated agricultural areas – non-crop producing (such as farmyards, fuel storage areas, fence rows, soil bank land, barrier strips, etc.); industrial sites – outdoor (such as lumberyards, pipeline and tank farms, etc.). It is also recommended for the control of certain noxious and troublesome weeds.

59
69

Consult the "Weeds Controlled" and "Brush Species Controlled" tables to determine the appropriate application rate.

AmTide MSM 60 DF HERBICIDE may be applied in tank mixture with other Herbicides labeled for use on non-crop sites. Fully read the labels and follow all the directions and restrictions on each label.

Applications may be made by ground or air. Use a sufficient volume of water to ensure thorough coverage of the target vegetation with the application equipment being used.

Application Timing

For best results, AmTide MSM 60 DF HERBICIDE should be applied postemergence to young, actively growing weeds. Applications may be made at any time of the year, except when the ground is frozen.

GRASS REPLANT INTERVALS

Following an application of AmTide MSM 60 DF HERBICIDE to non-crop areas, the treated sites may be replanted with various species of grasses at the intervals recommended below.

For soils with a pH of 7.5 or less, observe the following replant intervals:

Species	Rate (ounces per acre)	Replant Interval (months)
Brome, Meadow	½ - 1	2
	1-2	3
Brome, Smooth	½ - 1	2
	1-2	4
Fescue, Alta	½ - 1	2
	1-2	4
Fescue, Red	½ - 1	2
	1-2	4
Fescue, Sheep	½ - 1	1
	1-2	4
Foxtail, Meadow	½ - 1	2
	1-2	4
Green Needlegrass	½ - 2	1
Orchard grass	½ - 1	2
	1-2	4
Russian Wild rye	½ - 1	1
	1	2
	2	3
Switch grass	½ - 1	1
	1-2	3
Timothy	½ - 1	2
	1-2	4
Wheatgrass, Western	½ - 1	2
	1-2	3

For soils with a pH of 7.5 or greater, observe the following replant intervals:

Species	Rate (ounces per acre)	Replant Interval (months)
Alkali Sacaton	½ - 1	1
	1-2	3

60
69

Bluestem, Big	$\frac{1}{2}$ - 2	3
Brome, Mountain	$\frac{1}{2}$ - 1 1 - 2	1 2
Gramma, Blue	$\frac{1}{2}$ - 2	1
Gramma, Sideoats	$\frac{1}{2}$ $>\frac{1}{2}$	2 >3
Switch grass	$\frac{1}{2}$ $>\frac{1}{2}$	2 >3
Wheatgrass, Thickspike	$\frac{1}{2}$ - 2	1
Wheatgrass, Western	1 - 2 $\frac{1}{2}$ - 1	2 3

The recommended intervals are for applications made in the spring to early summer. Because AmTide MSM 60 DF HERBICIDE degradation is slowed by cold or frozen soils, applications made in the late summer or fall should consider the intervals as beginning in the spring following treatment.

Testing has indicated that there is considerable variation in response among the species of grasses when seeded into areas treated with AmTide MSM 60 DF HERBICIDE. If species other than those listed above are to be planted into areas treated with AmTide MSM 60 DF HERBICIDE, a field bioassay should be performed, or previous experience may be used, to determine the feasibility of replanting treated sites.

TURF, INDUSTRIAL (UNIMPROVED ONLY)

Application Information

AmTide MSM 60 DF HERBICIDE is recommended for selective weed control in unimproved industrial turf where certain grasses are well established and desired as ground cover. AmTide MSM 60 DF HERBICIDE is also recommended for the control of certain noxious and troublesome weeds in turf.

In addition to conventional spray equipment, AmTide MSM 60 DF HERBICIDE may also be applied with invert emulsion equipment. When using an invert emulsion, mix the prescribed rate of AmTide MSM 60 DF HERBICIDE in the water phase.

Consult the "Weeds Controlled" table to determine which weeds will be controlled by the following recommendations.

Turf Type	Rate of AmTide MSM 60 DF HERBICIDE (ounces/acre)
Fescue and Bluegrass	$\frac{1}{4}$ to $\frac{1}{2}$
Crested Wheatgrass and Smooth Brome	$\frac{1}{4}$ to 1
Bermudagrass	$\frac{1}{4}$ to 2

Application Timing

Applications may be made at any time of the year, except when the soil is frozen.

When a spring application is made on fescue or bluegrass, a second application may be made during the summer after full seedhead maturation.

GROWTH SUPPRESSION AND SEEDHEAD INHIBITION (Chemical Mowing)

Application Information

AmTide MSM 60 DF HERBICIDE is recommended for growth suppression and seedhead inhibition in well-established fescue and bluegrass turf at the use rate of ¼ to ½ ounce per acre.

Tank Mix Combination

AmTide MSM 60 DF HERBICIDE may be tank mixed with Embark® for improved performance in the regulation of growth and seedhead suppression. Tank mix ¼ to ½ ounce of AmTide MSM 60 DF HERBICIDE with 1/8 to ¼ pint of Embark®.

Application Timing

Application may be made after at least 2 to 3 inches of new growth has emerged until the appearance of the seed stalk.

Fescue Precautions

AmTide MSM 60 DF HERBICIDE may temporarily stunt tall fescue, cause it to turn yellow, or cause seedhead suppression. To minimize these symptoms, take the following precautions:

- Do not use more than 4/10 ounce per acre of AmTide MSM 60 DF HERBICIDE.
- Tank mix AmTide MSM 60 DF HERBICIDE with 2,4-D.
- Use the lowest recommended rate for target weeds.
- Use a non-ionic surfactant at ½ to 1 pint per 100 gallons of spray solution.
- Make application later in the spring after the new growth is 5 to 6 inches tall, or in the fall.
- Do not use a surfactant when liquid nitrogen is used as a carrier.
- Do not use a spray adjuvant other than non-ionic surfactant.
- The yields from the first cutting may be reduced due to seedhead suppression resulting from treatment with AmTide MSM 60 DF HERBICIDE.

IMPORTANT INFORMATION--INDUSTRIAL TURF ONLY

- An application of AmTide MSM 60 DF HERBICIDE may cause temporary discoloration (chlorosis) of the grasses. Use the lower recommended rates for minimum discoloration.
- With fescue and bluegrass, sequential applications made during the same or consecutive growth period (i.e., spring and fall) may result in excessive injury to turf.
- Excessive injury may result when AmTide MSM 60 DF HERBICIDE is applied to turf that is under stress from drought, insects, disease, cold temperatures (winter injury) or poor fertility.
- AmTide MSM 60 DF HERBICIDE is not recommended for use on bahiagrass.

NATIVE GRASSES

AmTide MSM 60 DF HERBICIDE is recommended for weed control and suppression in the establishment and maintenance of native grasses. It may be used where blue grama, bluestems (big, little, plains, sand, ww spar) bromegrasses (meadow), buffalograss, green sprangletop, indiagrass, kleingrass, lovegrasses (atherstone, sand, weeping, wilman), orchardgrass, sideoats grama, switchgrass (Blackwell), wheatgrass (bluebunch, intermediate, pubescent, Siberian, slender streamband, tall, thickspike, western), and Russian wildrye are established. It may also be applied over these species in the seedling stage, except for orchardgrass and Russian wildrye.

Application Information

Apply AmTide MSM 60 DF HERBICIDE at the rate of 1/10 ounce per acre for the control and suppression* of bur buttercup (testiculate), common purslane, common sunflower*, cutleaf evening primrose*, flixweed*, lambsquarters* (common and slimleaf), maretail*, pigweed (redroot and tumble), snow speedwell, tansymustard* and tumble mustard (Jim Hill mustard).

62
69

*Suppression is a visual reduction in weed competition (reduced population or vigor) as compared to untreated areas. Degree of suppression will vary with the size of weed and environmental conditions following treatment.

Application Timing

For established grasses, apply when weeds are in the seedling stage.

For grasses in the seedling stage, apply preplant or preemergence where the soil (seedbed) has been cultivated.

IMPORTANT PRECAUTIONS--NATIVE GRASSES

- Grass species or varieties may differ in their response to various Herbicides. AmTide LLC recommends that you first consult your state experimental station, university, or extension agent as to sensitivity to any Herbicide. If no information is available, limit the initial use of AmTide MSM 60 DF HERBICIDE to a small area. Components in a grass seed mixture will vary in tolerance to AmTide MSM 60 DF HERBICIDE, so the final stand may not reflect the seed ratio.
- Under certain conditions such as heavy rainfall, high pH, prolonged cold weather, or wide fluctuations in day/night temperatures prior to or soon after AmTide MSM 60 DF HERBICIDE application, temporary discoloration and/or grass injury may occur. AmTide MSM 60 DF HERBICIDE should not be applied to grass that is stressed by severe weather conditions, drought, low fertility, water-saturated soils, disease, or insect damage as grass injury may result. Severe winter stress drought, disease, or insect damage before or following application also may result in grass injury.

BRUSH CONTROL

Application Information

AmTide MSM 60 DF HERBICIDE is recommended for the control of undesirable brush growing in non-crop areas. Applications may be made by air, high volume ground application, low volume ground application, and ultra-low volume ground application. Except as noted for multiflora rose, AmTide MSM 60 DF HERBICIDE should be applied as a spray to the foliage.

The application volume required will vary with the height and density of the brush and the application equipment used. Generally, aerial applications will require 15 to 25 gallons of water per acre; high volume ground application will require 100 to 400 gallons of water per acre; and low volume ground application will require 20 to 50 gallons of water per acre; and ultra-low volume ground application will require 10 to 20 gallons of water per acre.

Regardless of application volume and equipment used, thorough coverage of the foliage, particularly the terminal growing points, is necessary to optimize results.

BRUSH SPECIES CONTROLLED

Species	High-Volume Rate (ounces/100 gallons)	Broadcast Rate (ounces/acre)
Ash	1-2	1-3
Aspen	1-2	1-3
Black Locust	1-2	1-3
Blackberry	1-2	1-3
Camelthorn	1-2	1-3
Cherry	1-2	1-3
Cottonwood	1-2	2-3
Eastern Red Cedar	1-2	2-3
Elder	1-2	2-3
Elm	1-2	1-3

63
69

Firs	3	1-2
Hawthorn	1-2	1-3
Honeysuckle	1-2	½-1
Mulberry	1-2	2-3
Multiflora Rose	1-2	1-3
Muscadine (Wild Grape)	1-2	2-3
Oaks	1-2	1-3
Ocean Spray (<i>Holodiscus</i>)	1-2	2-3
Osage Orange	1-2	2-3
Red Maple	1-2	2-3
Salmonberry	½-1	1-3
Snowberry	½-1	1-3
Spruce (Black and White)	3	2-3
Thimbleberry	½-1	1-3
Tree of Heaven (<i>Ailanthus</i>)	1-2	1-2
Tulip Tree	½-1	1-3
Wild Roses	½-1	1-3
Willow	½-1	1-3

For low volume and ultra-low volume ground applications, mix 4 to 8 ounces of AmTide MSM 60 DF HERBICIDE per 100 gallons of spray solution.

Application Timing

Make a foliar application of the recommended rate of AmTide MSM 60 DF HERBICIDE during the period of full leaf expansion in the spring until the development of full fall coloration on the deciduous species to be controlled. Coniferous species may be treated at anytime during the growing season.

Tank Mix Combinations

AmTide MSM 60 DF Herbicide may be tank mixed with any product labeled for noncrop brush control at the application rates specified on the companion product's label for the pests specified on the product's companion label. Read and follow the label instructions of both products when tank mixing. Follow the most restrictive limitations of any of the products labels being tank mixed.

Low Rate Applications

Arsenal[®] herbicide

Combine 1 to 2 ounces of AmTide MSM 60 DF Herbicide with 1 to 4 pints of Arsenal[®] herbicide per acre and apply as a broadcast spray. Aerial applications should use a minimum of 15 gallons per acre spray volume. In addition to species listed above controlled by AmTide MSM 60 DF Herbicide, this combination controls black gum, hophornbeam, sassafras, sweetgum, Vaccinium species, dogwood, myrtle dahoon, hickories, and persimmon.

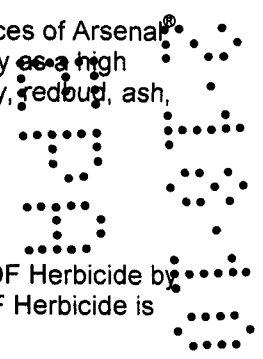
Picloram (such as Tordon[®] K) + Arsenal[®] herbicide

Combine 1 to 1 ½ ounce of AmTide MSM 60 DF Herbicide with 2 to 8 fluid ounces of Arsenal[®] and 1 to 2 pints of Picloram (such as Tordon[®] K) per 100 gallons of water. Apply as a high volume spray. This tank mix controls cherry, elms, box elder, maples, hackberry, redbud, ash, oaks (including shingle oak), black locust and sassafras.

Picloram (such as Tordon[®] K) is a restricted use pesticide

Spotgun Basal Soil Treatment

For control of multiflora rose, prepare a spray suspension of AmTide MSM 60 DF Herbicide by mixing 1 ounce per gallon of water. Mix vigorously until the AmTide MSM 60 DF Herbicide is dispersed and agitate periodically while applying the spray suspension.



64
69

Apply the spray preparation with an exact delivery handgun applicator. Apply at the rate of 4 milliliters for each 2 feet of rose canopy diameter. Direct the treatment to the soil within 2 feet of stem union. When treating large plants and more than one delivery is required, make applications on opposite sides of the plant.

Applications should be made from early spring to summer.

IMPORTANT PRECAUTIONS--NON-CROP BRUSH ONLY

When using tank mixtures of AmTide MSM 60 DF HERBICIDE with companion Herbicides, read and follow all the use instructions, application rates, warnings and precautions appearing on the labels. Follow the most restrictive label instruction for each of the Herbicides used.

SPRAY EQUIPMENT

Spraying and mixing equipment used with AmTide MSM 60 DF HERBICIDE must not be used for subsequent application to food or feed crops with the exception of pastures, rangeland and wheat, as low rates of AmTide MSM 60 DF HERBICIDE can kill or severely injure most food or feed crops.

The selected sprayer should be equipped with an agitation system to keep AmTide MSM 60 DF HERBICIDE suspended in the spray tank.

Use a sufficient volume of water to thoroughly cover the foliage of undesirable weeds, generally 10 to 40 gallons per acre. Select a spray volume and delivery system that will deliver a uniform spray pattern. Be sure the sprayer is calibrated before use. Avoid overlapping and shut off spray booms while starting, turning, slowing, or stopping, to avoid injury to desired plants.

Refer to the brush control section of this label for information unique to that particular use.

USE PRECAUTIONS

- Do not drain or flush equipment on or near desirable trees or other plants, or on areas where their roots may extend, or in locations where the product may be washed or moved into contact with their roots, as injury or loss of desirable trees or other plants may result.
- Treatment of powdery, dry soil or light, sandy soil when there is little likelihood of rainfall soon after treatment may result in off target movement and possible damage to susceptible crops when soil particles are moved by wind or water. Injury to crops may result if treated soil is washed, blown, or moved onto land used to produce crops. Exposure to AmTide MSM 60 DF Herbicide may injure or kill most crops. Injury may be more severe when crops are irrigated. Do not apply AmTide MSM 60 DF Herbicide when these conditions are identified and powdery, dry soil or light, and sandy soils are known to be prevalent in the area being treated.
- Applications made where runoff water flows onto agricultural land may injure crops. Applications made during periods of intense rainfall, to soils saturated with water, to surfaces paved with materials such as asphalt or concrete, or to soils through which rainfall will not readily penetrate may result in runoff and movement of AmTide MSM 60 DF Herbicide. Do not treat frozen soil. Treated soil should be left undisturbed to reduce the potential for AmTide MSM 60 DF Herbicide movement by soil erosion due to wind or water.
- Do not use on lawns, walks, driveways, tennis courts, or similar areas.
- Do not apply through any type of irrigation system.
- Do not apply to irrigated land where the tailwater will be used to irrigate crops.
- Do not apply to snow-covered ground.
- Spraying and mixing equipment used with AmTide MSM 60 DF Herbicide must not be used for subsequent application to food or feed crops with the exception of pastures.

65
69

- rangeland, and wheat, as low rates of AmTide MSM 60 DF Herbicide can kill or severely injure most food or feed crops.
- Applications of AmTide MSM 60 DF Herbicide to pastures, rangeland or CRP undersown with legumes may cause injury to the legumes. Legumes in a seeding mixture may be severely injured or killed following an application of AmTide MSM 60 DF Herbicide.
 - When used as directed, there are no grazing or haying restrictions for use rates of 1 2/3 ounces per acre and less. At the use rates of 1 2/3 to 3 1/3 ounces per acre, forage grasses may be cut for hay, fodder, or green forage and fed to livestock, including lactating animals, 3 days after treatment.
 - Do not use this product in the following counties of Colorado: Saguache, Rio Grande, Alamosa, Costilla and Conejos
 - Do not use this product in California.
 - Do not use on grasses grown for seed.


Tordon[®] is a registered trademark of Dow AgroSciences LLC.

Arsenal[®] is a registered trademark of BASF Specialty Products.

Accord[®] is a registered trademark of Monsanto Company.

Embark[®] is a registered trademark of the PBI Gordon Corporation.

Oust[®] and Velpar[®] are registered trademarks of E.I. du Pont de Nemours and Company.



86
89**TURF AND ORNAMENTAL USE LABEL LANGUAGE**

Editor's Note: Language based on substantially similar product – *Riverdale Manor Selective Herbicide* (EPA Reg. No. 228-373) EPA approved label dated February 25, 2000.

GENERAL INFORMATION

AmTide MSM 60 DF HERBICIDE IS FOR USE ON Ornamental Turf, such as Lawns, Parks, Cemeteries, and Golf Courses (Fairways, Aprons, Tees and Roughs). This product may also be used on Sod Farms.

AmTide MSM 60 DF HERBICIDE controls the following perennial and annual weedy grasses:

Annual Sowthistle	Crown Vetch	Redroot Pigweed
Aster	Curly Dock	Redstem Filaree
Bittercress	Dandelion	Shepherdspurse
Blue Mustard	Dog Fennel	Smallseed Flaxweed
Buckhorn	False Chamomile	Smooth Pigweed
Bur Buttercup	Fiddleneck Tarweed	Spurge (prostrate)
Canada Thistle	Field Pennycress	Sweet Clover
Carolina Geranium	Flixweed	Tansy Mustard
Chicory	Goldenrod	Treacle Mustard
Clover (white)	Henbit	Tumble Mustard
Common Chickweed	Hoary Cress (whitetop)	Virginia Buttonweed
Common Groundsel	Kochia	Wild Carrot
Common Mullein	Lambsquarters	Wild Celery
Common Purslane	Miners Lettuce	Wild Garlic
Common Sunflower	Pennsylvania Smartweed	Wild Lettuce
Common Yarrow	Plantain	Wild Mustard
Conical Catchfly	Prickly Lettuce	Wild Onion
Cow Cockle	Prostrate Knotweed	Wood Sorrel (oxalis)

For use only on Kentucky Bluegrass, fine Fescue, Bermudagrass and St. Augustine grass turf areas.

USE PRECAUTIONS

Use lower rates for minimum chlorosis of the turf.

Do not apply AmTide MSM 60 DF HERBICIDE to turf under stress from drought, insects, disease, cold temperatures, high temperatures of above 85°F on cool season grasses, or poor fertility as injury may result.


Do not apply to turf less than 1 year old.

Do not use on bahiagrass where it is the desired turf, as severe injury may result.

Do not plant ornamentals such as shrubs, and trees in treated areas for at least 1 year after the last application, or bedding plants for at least 2 years.

IMPORTANT

Addition of non-ionic surfactant of at least 80% active ingredient at 0.25 percent by volume (1 qt/gal) provides maximum performance, but may temporarily increase chlorosis of the turf.



Allow one week between the application of AmTide MSM 60 DF HERBICIDE and other control (pesticide containing) products. (This guideline can be relaxed where severe insect or disease attack requires immediate treatment).

DO NOT USE ON FOOD OR FEED CROPS. Injury to or loss of desirable trees or other plants may result from failure to observe the following: Do not apply AmTide MSM 60 DF HERBICIDE (except as recommended) or drain or flush equipment on or near desirable trees or other plants. Or on areas where their roots may extend or in locations where the chemical may be washed or moved into contact with their roots.

When overseeding, wait 2 months (8 weeks) after application. Do not apply to any body of water including streams, irrigation water or wells. Do not apply where runoff water may flow onto agricultural land, as injury to crops may result.

Do not allow spray drift onto adjacent crops or other desirable plants or trees as injury may occur.

Follow these practices to minimize drift:

- Stop spraying if wind speed becomes excessive. Spray drift can occur at wind speeds less than 10 mph. If sensitive plants are downwind, extreme caution must be used. Do not spray if winds are gusty.
- High temperatures, drought and low relative humidity increase the possibility of harmful spray drift. Caution must be used when these conditions are present and sensitive plants are nearby.
- Use large droplet size sprays to minimize drift.
- Use spray pressures of 35 psi or less when applying this product.

HOW TO USE

Use spray volumes of 20 to 80 gal/acre and pressures of 25 to 35 psi at the following rates of AmTide MSM 60 DF HERBICIDE for the weeds listed below:

0.125 to 0.25 oz. PRODUCT/ACRE

Ryegrass (greens)

0.25 to 0.33 oz. PRODUCT/ACRE

Bittercress
Blue Mustard
Bur Buttercup
Chickweed
Chicory

Clover (white)
Creeping Beggarweed
Dandelion
Field Pennycress
Ground Ivy (Fall)


Parsley-piert
Prostrate Spurge
Redstem Filaree
Spurweed
Wild Carrot

0.33 to 0.5 oz. PRODUCT/ACRE

Annual Sowthistle
Aster
Carolina Geranium
Common Yarrow
Crown Vetch
Florida Betony
Ground Ivy (Spring*)
Henbit
Lambsquarters
Lespedeza

Miners Lettuce
Plantain
Prickly Lettuce
Ragweed
Redroot Pigweed
Ryegrass (fairways)
Seedling Dogfennel
Shepherdspurse
Smooth Pigweed
Smallseed Falseflax

Sweet Clover
Tansy Mustard
Treacle Mustard
Tumble Mustard
Wild Celery
Wild Garlic
Wild Lettuce
Wild Onion
Woodsorrels (oxalis)



68
89**0.25 to 0.75 oz. PRODUCT/ACRE**

Bahagrass*

0.5 to 1 oz. PRODUCT/ACRE

Brazil Parsley
 Buckhorn Plantain
 Canada Thistle**
 Curly Dock
 Common Groundsel
 Common Purslane
 Common Sunflower
 Crabgrass
 Dogfennel
 Dollarweed*
 Florida Pusley
 Foxtail
 Hoarycress (whitetop)
 Kochia
 Pennsylvania Smartweed
 Plantain
 Prostrate Knotweed
 Sida (southern)
 Virginia Buttonweed***
 Wild Mustard

* A repeat application may be required in 4 to 6 weeks.

** Suppression only involving a visual reduction in competition compared to an untreated area.

*** Controls seedling Virginia Buttonweed. Suppression only of more mature plants. Repeat application may be required in 4 to 6 weeks.

The required amount of AmTide MSM 60 DF HERBICIDE should be added when the spray tank is half full of water and, with agitator running, add the proper amount of product. Finish adding the required amount of water. Continuous agitation is required to keep the product in suspension.

Spray preparations of this product may degrade in acid solutions if not used in 24 hours; it is stable in alkaline solutions. Thoroughly reagitate before using.

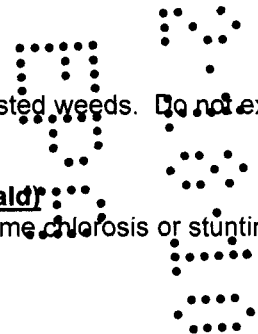
Tank mixes with other registered Herbicides should be tested for compatibility before full scale mixing. Use mechanical or bypass agitation to thoroughly mix the spray suspension. It is not necessary to premix this product with water in a separate container prior to adding it to the spray tank. This product should always be added to the tank first, before any other Herbicides or adjuvants.

Use on Kentucky Bluegrass and Fine Fescue

Apply 0.25 to 0.5 oz. of AmTide MSM 60 DF HERBICIDE per acre for control of the listed weeds. Do not exceed 0.5 oz. per acre within a 9-months period.

Use on St. Augustinegrass, Bermudagrass and Zoysiagrass (Meyers and Emerald)

Apply 0.25 to 1.0 oz. AmTide MSM 60 DF HERBICIDE per acre for weed control. Some chlorosis or stunting of the turfgrass may occur following application.

Bahagrass Control

69
69

For the selective control of Bahiagrass in Bermudagrass turf, use 0.25 to 0.75 oz. of AmTide MSM 60 DF HERBICIDE per acre. Use the higher rates of the range on Argentine, Common and Paraguayan Bahiagrass. Apply a repeat treatment in 4 to 6 weeks if necessary. Some chlorosis or stunting of the Bermudagrass may occur following the application.

Use on Centipedegrass

Apply 0.25 to 0.5 oz. of this product per acre for weed control. Some chlorosis or stunting of the turfgrass may occur following the application.

IMPORTANT

Addition of a nonionic surfactant of at least 80% active ingredient at 0.25% by volume (1 qt/100 gals) provides maximum performance, but may temporarily increase chlorosis of the turf.

Allow one week between the application of AmTide MSM 60 DF HERBICIDE and other control (pesticide-containing) products. (This guideline can be relaxed where a severe insect or disease attack requires immediate treatment.)

