



UNITED STATES ENVIRONMENTAL PROTECTION AGENCY
WASHINGTON, D.C. 20460

OFFICE OF
PREVENTION, PESTICIDES AND
TOXIC SUBSTANCES

JUL 16 2008

Robert G. Butz, Ph.D.
Keller and Heckman LLP
Authorized Agent
1001 G Street NW
Suite 500
Washington, DC 2001

RE: Notification for Label Revisions
EPA Reg. No.: 83772-2
Date of Submission: June 3, 2008

Dear Dr. Butz:

The Agency is in receipt of your Application for Pesticide Notification under Pesticide Registration Notice (PRN) 98-10 dated June 3, 2008, for the product AgSaver Bifenthrin 2EC. The Registration Division (RD) has conducted a review of this request for its applicability under PRN 98-10 and finds that the action(s) requested fall within the scope of PRN 98-10. The label submitted with the application has been stamped "Notification" and will be placed in our records.


If you have any questions, please call me directly at 703-305-6249 or Joyce Edwards of my staff at 703-308-5479.

Sincerely,

Linda Arrington
Notifications & Minor Formulations Team Leader
Registration Division (7505P)
Office of Pesticide Programs

Please read instructions on reverse before completing form

Form Approved, OMB No. 2070-0060, Approval expires 5-31-98

	United States	<input type="checkbox"/> Registration	OPP Identifier Number
	Environmental Protection Agency	<input type="checkbox"/> Amendment	
	Washington, DC 20460	<input checked="" type="checkbox"/> Other	

Application for Pesticide – Section I

1. Company/Product Number EPA Reg. No. 83772-2	2. EPA Product Manager George LaRocca	3. Proposed Classification <input type="checkbox"/> None <input checked="" type="checkbox"/> Restricted
4. Company/Product (Name) AgSaver™ Bifenthrin 2EC	PM # 13	
5. Name and Address of Applicant (Include ZIP Code) AGSAVER, LLC 203 EAST ASH STREET MCGEHEE AR 71654 <input type="checkbox"/> Check if this is a new address	6. Expedited Review. In accordance with FIFRA Section 3(c)(3)(b)(i), my product is similar or identical to a pesticide already registered to: NOTIFICATION EPA Reg No. JUL 16 2008 Product Name	

Section – II

<input type="checkbox"/> Amendment – Explain below	<input type="checkbox"/> Final printed labels in response to Agency letter dated
<input type="checkbox"/> Resubmission in response to Agency letter dated	<input type="checkbox"/> "Me Too" Application
<input checked="" type="checkbox"/> Notification – Explain below	<input type="checkbox"/> Other – Explain below

Explanation: Use additional page(s) if necessary. (For Section I and Section II.)
Notification of minor changes to use directions, to correct awkward language and typos per PR Notice 98-10.


This notification is consistent with the provisions of PR Notice 98-10 and EPA regulations at 40 CFR 152.46, and no other changes have been made to the labeling or the confidential statement of formula of this product. I understand that it is a violation of 18 U.S.C. Sec. 1001 to willfully make any false statement to EPA. I further understand that if this notification is not consistent with the terms of PR Notice 98-10 and 40 CFR 152.46, this product may be in violation of FIFRA and I may be subject to enforcement action and penalties under sections 12 and 14 of FIFRA.

Contact point for notification: Robert G. Butz, fax: 202-434-4189, email: butz@khlaw.com

Section III

1. Material This Product Will be Packaged in:				2. Type of Container	
Child-Resistant Packaging <input type="checkbox"/> Yes <input checked="" type="checkbox"/> No	Unit Packaging <input type="checkbox"/> Yes <input checked="" type="checkbox"/> No	Water Soluble Packaging <input type="checkbox"/> Yes <input checked="" type="checkbox"/> No		<input type="checkbox"/> Metal	<input checked="" type="checkbox"/> Plastic
*Certification must be submitted		If "Yes" Unit Packaging wgt.	No. per container	If "Yes" Package wgt	No. per container
				<input type="checkbox"/> Glass	<input type="checkbox"/> Paper
				<input type="checkbox"/> Other (Specify) _____	
3. Location of Net Contents Information <input checked="" type="checkbox"/> Label <input type="checkbox"/> Container		4. Size(s) Retail Container 1 gallon, 15 gallon		5. Location of label directions <input checked="" type="checkbox"/> On Label <input type="checkbox"/> On Label accompanying product	
6. Manner in Which Label is Affixed to Product		<input checked="" type="checkbox"/> Lithograph <input type="checkbox"/> Paper glued <input type="checkbox"/> Stenciled		<input type="checkbox"/> Other _____	

Section IV

1. Contact Person (Complete items directly below for identification of individual to be contacted, if necessary, to process this application.)		
Name Robert G. Butz	Title Staff Scientist, Keller and Heckman LLP Authorized Agent	Telephone No. (Include Area Code) 202-434-4189
Certification I certify that the statements I have made on this form and all attachments thereto are true, accurate and complete. I acknowledge that any knowingly false or misleading statement may be punishable by fine or imprisonment or both under applicable law		6. Date Application Received (Stamped)
2. Signature 	3. Title Staff Scientist, Keller and Heckman LLP Authorized Agent	
4. Typed Name Robert G. Butz	5. Date June 3, 2008	

KELLER AND HECKMAN LLP

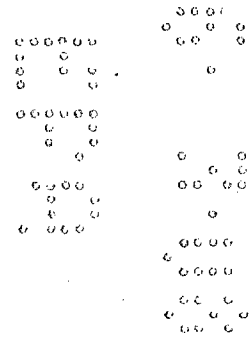
Writer's Direct Access
Dr. Robert G. Butz
(202) 434-4189
butz@khlaw.com

June 3, 2008

Via Courier

Contains Confidential Business Information

Document Processing Desk (NOTIF)
Office of Pesticide Programs (7504P)
U.S. Environmental Protection Agency
Room S-4900 Potomac Yard
2777 South Crystal Drive
Arlington, Virginia 22202-4501



Attention: Mr. George LaRocca, Product Manager 13

RE: Notification of Revised Label
AgSaver™ Bifenthrin 2EC, EPA Reg. No. 83772- 2

Dear George:

On behalf of AgSaver LLC, we are submitting a Notification to correct an awkward sentence in the use directions for Caneberries for AgSaver™ Bifenthrin 2EC, EPA Reg. No. 83772-2. We have also revised the label in accordance to your letter dated April 17, 2008.

In your email dated May 7, 2008, you confirmed that the following change would qualify as a Notification under PR Notice 98-10.

Caneberries: "Raspberry Crown Borer: During post-harvest (fall) or pre-bloom (spring), apply as a drench spray directed at the crown of plants at a rate of 0.1 lb ai/a in a minimum of 200 gallon water/acre. ~~The use of increase in water,~~ An increase in water up to 400 gallons per acre, has demonstrated increased control. Making both pre-bloom foliar and pre-bloom drench applications are prohibited."

KELLER AND HECKMAN LLP

Mr. George LaRocca, Product Manager 13
U.S. EPA Office of Pesticide Programs
June 3, 2008
Page 2


Enclosed please find:

- Application, EPA Form 8570-1, with Notification Statement per PR Notice 98-10
- One copy of the label with changes highlighted

Please inform us of the acceptance of this notification in accordance with the provisions of PR Notice 98-10, by an email to *butz@khlaw.com*. We also request you provide a stamped copy of the accepted label.

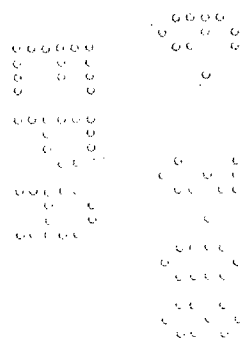
Please do not hesitate to contact immediately if there are any questions or if additional information is needed.

Sincerely,



Robert G. Butz, Ph.D.
Staff Scientist, Keller and Heckman LLP

Enclosures



NOTIFICATION

AgSaver™ Bifenthrin 2EC

JUL 16 2008

-06/03/08 NOTIF
Changes Highlighted

RESTRICTED USE PESTICIDE
Toxic to fish and aquatic organisms.
 For retail sale to and use only by certified applicators, or persons under their direct supervision and only for the uses covered by the certified applicator's certification.

AgSaver™ Bifenthrin 2EC

AgSaver™ Bifenthrin 2EC IS NOT FOR SALE OR USE IN CALIFORNIA.

ACTIVE INGREDIENT:	By Wt.
Bifenthrin: (2 methyl[1,1'-biphenyl]-3-yl) methyl 3-(2-chloro-3,3,3-trifluoro-1-propenyl)-2,2-dimethyl-cyclopropanecarboxylate*	25.1%
OTHER INGREDIENTS:**	74.9%
Total	100.0%

* Cis isomers 97% minimum, trans isomers 3% maximum.

** Contains xylene range aromatic solvents.

This product contains 2 pounds active ingredient per gallon.

EPA Reg. No. 83772-2

EPA Est. 37429-GA-2

KEEP OUT OF REACH OF CHILDREN
WARNING -- AVISO

See other/side/back panels for additional precautionary information.

This label must be in the possession of the user at the time of application.

Si usted, no entiende, la etiqueta, busque a alguien para que se la explique a usted en detalle.
(If you do not understand the label, find someone to explain it to you in detail.)

Manufactured for:

AgSaver™, LLC
203 East Ash Street
McGehee, Arkansas 71654

Net Contents: [1 gallon] [15 gallon]
Batch Code:

FIRST AID

If Swallowed: Immediately call a poison control center or doctor. Do not induce vomiting unless told to do so by the poison control center or doctor. Do not give **any** liquid to the person. Do not give anything by mouth to an unconscious person.

If Inhaled: Move person to fresh air. If person is not breathing, call 911 or an ambulance, then give artificial respiration, preferably by mouth-to-mouth, if possible. Call a poison control center or doctor for further treatment advice.

If in Eyes: Hold eye open and rinse slowly and gently with water for 15-20 minutes. Remove contact lenses, if present, after the first 5 minutes, then continue rinsing eye. Call a poison control center or doctor for treatment advice.

If on Skin or Clothing: Take off contaminated clothing. Rinse skin immediately with plenty of water for 15-20 minutes. Call a poison control center or doctor for treatment advice.

HOTLINE NUMBER

Have the product container or label with you when calling a poison control center or doctor, or going for treatment. You may also contact: 1-800-222-1222 for emergency medical treatment information.

Note to Physician: This product is a pyrethroid. If large amounts have been ingested, the stomach and intestines should be evacuated. Treatment is symptomatic and supportive. Digestible fats, oils, or alcohol may increase absorption and so should be avoided. Contains petroleum distillate – vomiting may cause aspiration pneumonia.

PRECAUTIONARY STATEMENTS**Hazards to Humans and Domestic Animals**

Warning: May be fatal if swallowed. Harmful if inhaled, or absorbed through skin. Causes moderate eye irritation. Avoid breathing vapor or spray mist. Avoid contact with skin, eyes or clothing.

Personal Protective Equipment (PPE):

Some materials that are chemical-resistant to this product are listed below. If you want more options, follow the instructions for category E on an EPA chemical resistance category selection chart.

Handlers who may be exposed to the dilute through application or other tasks must wear: long-sleeved shirt and long pants, chemical-resistant gloves, such as barrier laminate or nitrile rubber or Neoprene rubber or Viton, and shoes plus socks.

Handlers who may be exposed to the concentrate through mixing, loading, application or other tasks must wear: long-sleeved shirt and long pants, chemical-resistant gloves, such as Barrier Laminate or Nitrile Rubber or Neoprene Rubber or Viton, shoes plus socks, and protective eyewear.

Care of PPE: Discard clothing and other absorbent materials that have been drenched or heavily contaminated with this product's concentrate. Do not reuse them. Follow manufacturer's instructions for cleaning/maintaining PPE. If no such instructions for washables, use detergent and hot water. Keep and wash PPE separately from other laundry.

2/40

User Safety Recommendations**Users should:**

Wash hands before eating, drinking, chewing gum, using tobacco or using the toilet.
Remove clothing immediately if pesticide gets inside. Then wash thoroughly and put on clean clothing.

Environmental Hazards

This pesticide is extremely toxic to fish and aquatic invertebrates. Use with care when applying in areas adjacent to any body of water. Do not apply directly to water, to areas where surface water is present or to intertidal areas below the mean high water mark. Do not make applications when weather conditions favor drift from treated areas. Drift and runoff from treated areas may be hazardous to aquatic organisms in neighboring areas. Do not contaminate water when disposing of equipment wash waters.

This product is highly toxic to bees exposed to direct treatment or residues on blooming crops or weeds. Do not apply this product or allow it to drift to blooming crops or weeds while bees are actively visiting the treatment area.

The use of bifenthrin is prohibited in areas that may result in exposure of endangered species to bifenthrin. Prior to use in a particular county, contact the local extension service for procedures and precautions to use to protect endangered species.

Physical/Chemical Hazards

Do not use or store near heat or open flame.

DIRECTIONS FOR USE

It is a violation of Federal law to use this product in a manner inconsistent with its labeling.

~~Do not apply this product in a way that will contact workers or other persons, either directly or through drift. Only protected handlers may be in the area during application. For any requirements specific to your State or Tribe, consult the agency responsible for pesticide regulation.~~

APPLICATION INSTRUCTIONS

The application rate of AgSaver™ Bifenthrin 2EC will vary according to pest pressure and timing of applications. Under light to moderate infestations, use lower rates. Under heavy insect pressure and mite infestations, use higher rates. Generally, higher rates are required for arid climates.

Cultivation within 10 feet of a water body is prohibited to allow for the growth of a vegetated filter strip.

In New York State this product may not be applied within 100 feet (using ground equipment) to 300 feet (using aerial equipment) of coastal marshes or streams that drain into coastal marshes.

Resistance Management: When pesticide products are used repeatedly for control, some pests are known to develop resistance to these products. Pesticide resistance cannot be forecasted and therefore, use this product in conjunction with resistance management plans established for the region. For more information on resistance management plans, consult your local or state agricultural authorities.

Resistance may be to blame if you experience poor performance and it cannot be attributed to improper application or extreme weather conditions. Immediately consult your local or State agricultural extension specialists if you experience difficulty with control of pests for the best alternative method of controlling pests for your region.

8/40

Do not apply this product in a way that will contact workers or other persons, either directly or through drift. Only protected handlers may be in the area during application. For any requirements specific to your State or Tribe, consult the agency responsible for pesticide regulation.

AGRICULTURAL USE REQUIREMENTS

Use this product only in accordance with its labeling and with the Worker Protection Standard, 40 CFR part 170. This Standard contains requirements for the protection of agricultural workers on farms, forests, nurseries, and greenhouses, and handlers of agricultural pesticides. It contains requirements for training, decontamination, notification, and emergency assistance. It also contains specific instructions and exceptions pertaining to the statements on this label about personal protective equipment (PPE) and restricted-entry interval. The requirements in this box only apply to uses of this product that are covered by the Worker Protection Standard.

Do not enter or allow worker entry into treated areas during the restricted entry interval (REI) of 12 hours.

PPE required for early entry to treated areas that is permitted under the Worker Protection Standard and that involves contact with anything that has been treated, such as plants, soil, or water, is: Coveralls, Chemical-resistant gloves, such as Barrier Laminate or Nitrile Rubber or Neoprene Rubber or Viton, and Shoes plus socks.

9/40

STORAGE AND DISPOSAL

Do not contaminate other pesticides, fertilizers, water, food, or feed by storage or disposal.

Pesticide Storage: Do not freeze. Do not store below 40° F. If crystals are observed, warm material to above 60° F by placing container in warm location. Shake or roll container periodically to redissolve solids.

Keep out of reach of children and animals. Store in original containers only. Store in a cool, dry place and avoid excess heat. Carefully open containers. After partial use, replace lids and close tightly. Do not put concentrate or dilute material into food or drink containers.

In case of spill, avoid contact, isolate area and keep out animals and unprotected persons. Confine spills.

To confine spill: If liquid, dike surrounding area or absorb with sand, cat litter or commercial clay. If dry material, cover to prevent dispersal. Place damaged package in a holding container. Identify contents.

Pesticide Disposal: Pesticide wastes are toxic. Improper disposal of excess pesticide, spray mixture, or rinsate is a violation of Federal law. If these wastes cannot be disposed of by use according to label instructions, contact your State Pesticide or Environmental control Agency, or the Hazardous Waste representative of the nearest EPA Regional Office for guidance.

Container Disposal: [1 gallon:] Nonrefillable container. Do not reuse or refill this container. Offer for recycling, if available. Triple rinse container (or equivalent) promptly after emptying. Triple rinse as follows: Empty the remaining contents into application equipment or a mix tank and drain for 10 seconds after the flow begins to drip. Fill the container ¼ full with water and recap. Shake for 10 seconds. Pour rinsate into application equipment or a mix tank or store rinsate for later use or disposal. Drain for 10 seconds after the flow begins to drip. Repeat this procedure two more times.

[15 gallon:] Nonrefillable container. Do not reuse or refill this container. Offer for recycling, if available. Triple rinse container (or equivalent) promptly after emptying. Triple rinse as follows: Empty the remaining contents into application equipment or a mix tank. Fill the container ¼ full with water. Replace and tighten closures. Tip container on its side and roll it back and forth, ensuring at least one complete revolution, for 30 seconds. Stand the container on its end and tip it back and forth several times. Turn the container over onto its other end and tip it back and forth several times. Empty the rinsate into application equipment or a mix tank or store rinsate for later use or disposal. Repeat this procedure two more times.

Chemigation

Only use sprinkler irrigation systems including center pivot, lateral move, end tow, side (wheel) roll, traveler, big gun, solid set, or hand move systems. Other types of irrigation systems are prohibited. Connecting an irrigation system (including greenhouse systems) used for pesticide application to a public water system is prohibited.

It is recommended that at least 0.75 inch of water per acre be used for Low Energy Precision Application (LEPA) irrigation. Use 1 to 2 pints per acre when using non-emulsified oils as the diluent.

Improper set-up and calibration of equipment can effect control results and may cause crop injury, lack of effectiveness, or illegal residues in the crop if there is non-uniform distribution of treated water. To obtain effective results, contact your state agricultural extension specialists, equipment manufacturers or other experts to check that equipment is set-up correctly.

Undesirable residues to adjacent areas may result if a mechanical stoppage occurs and application is not stopped. Therefore, the system must be shut down and necessary adjustments be made, by a responsible person who is knowledgeable, or under supervision of a responsible person, of the chemigation system. To prevent contamination of water sources from backflow, the system must contain a working check valve, vacuum relief valve, and low pressure drain appropriately located on the irrigation pipeline.

To prevent backflow of fluid toward the injection pump, the pesticide injection pipeline must contain a functional, automatic, quick-closing check valve.

To prevent fluid from being withdrawn from the supply tank when the irrigation system is either automatically or manually shut down, the pesticide injection pipeline must also contain a functional, normally closed, solenoid-operated valve located on the intake side of the injection pump and connected to the system interlock.

To automatically shut off the pesticide injection pump when the water pump motor stops, the system must contain functional interlocking controls.

To stop the water pump motor when the water pressure decreases to the point where pesticide distribution is adversely affected, the irrigation line or water pump must include a functional pressure switch.

A metering pump, such as a positive displacement injection pump (e.g., diaphragm pump) effectively designed and constructed of materials that are compatible with pesticides and capable of being fitted with a system interlock must be used.

If wind speed favors drift beyond the intended area, do not make applications. See "Spray Drift Precautions" for more information on reducing drift.

Continuously apply **AgSaver™ Bifenthrin 2EC** for the duration of the water application. Dilute **AgSaver™ Bifenthrin 2EC** in sufficient volume to ensure accurate application over the application area. Use a minimum of 0.5 inch per acre of irrigation water when using chemigation. Although agitation generally is not required when a suitable diluent is used, perform a diluent test to ensure that phase separation will not occur during dilution and application. Undesirable residues or undesirable control may result if a uniform dilution throughout the time of application is not achieved.

Rotational Crops

If crops have a Bifenthrin tolerance, they may be rotated at any time. There is a 30-day (following the final Bifenthrin application) crop rotation for all other crops.

Tank-Mixture

Tank mixtures using AgSaver™ Bifenthrin 2EC with other products approved for use on registered crops may be applied. All restrictions and precautions which appear on the product labels must be observed. Perform a jar compatibility test to ensure mixture will stay in solution.

Spray Drift Precautions

Properly maintain and calibrate all aerial and ground application equipment using appropriate carriers.

OBSERVE THE FOLLOWING PRECAUTIONS WHEN SPRAYING IN THE VICINITY OF AQUATIC AREAS SUCH AS LAKES, RESERVOIRS, RIVERS, PERMANENT STREAMS, MARSHES, OR NATURAL PONDS; ESTUARIES AND COMMERCIAL FISH FARM PONDS.

Do not apply by ground equipment within 25 feet, or by air within 150 feet of lakes; reservoirs, rivers, permanent streams, marshes or natural ponds, estuaries, and commercial fish farm pond. When ultra low volume (ULV) application is made in cotton, increase the buffer zone to 450 feet. *Use of ultra low volume (ULV) application on corn and hops is prohibited.*

For aerial applications, the spray boom should be mounted on the aircraft so as to minimize drift caused by wingtip or rotor vortices. The minimum practical boom length should be used and must not exceed 75% of wing span or rotor diameter.

Droplet Size: Use the largest droplet size consistent with good pest control. Minimize the formation of very small droplets by selecting the appropriate nozzle, by orienting nozzles away from the air stream as much as possible, and by avoiding excessive pressure from the spray boom.

Spray should be released at the lowest height consistent with pest control and flight safety. Applications more than 10 feet above the crop canopy should be avoided.

Wind: Make aerial or ground applications when the wind velocity favors on target product deposition (approximately 3 to 10 mph). Do not apply when wind velocity exceeds 15 mph. Avoid applications when wind gusts approach 15 mph.

Risk of exposure to sensitive aquatic areas can be reduced by avoiding applications when wind direction is toward the aquatic area.

Do not cultivate within 10 feet of the aquatic area so as to allow growth of a vegetative filter strip.

Humidity: Low humidity and high temperatures increase the evaporation rate of spray droplets and therefore the likelihood of increased spray ~~craft~~ drift to aquatic areas. Avoid spraying during conditions of low humidity and/or high temperature.

Temperature Inversions: Do not make aerial or ground applications during temperature inversions. Do not make aerial or ground applications to corn if heavy rainfall is imminent. Inversions are characterized by stable air and increasing temperatures with height above the ground. Mist or fog may indicate the presence of an inversion in humid areas. The applicator may detect the presence of an inversion by producing smoke and observing a smoke layer near the ground surface.

17/40

ARTICHOKE

PEST	APPLICATION RATE	
	LB AI/A	FL OZ PRODUCT/A
Artichoke Plume Moth Cribrate Weevil	0.10	6.4

DIRECTIONS & RESTRICTIONS

Applications should be made when pest population reaches damaging thresholds.

Ground Applications: ~~Make Applications should be made~~ as a full cover spray in a minimum of 75 gallons of finished spray per acre.

Air Applications: ~~Make Applications should be made~~ at specified rate in a minimum of 10 gallons per acre.

Maximum seasonal use rate: Do not apply more than 0.5 lb ai/ A/ season.

Spray interval: To maintain control, repeat applications as necessary but not more than at 15-day intervals.

Preharvest interval: 5 days.

BRASSICAS

Head and Stem Brassica Vegetables including Broccoli, Brussels sprouts, Cabbage, Cauliflower, Cavalo broccoli, Chinese broccoli (gai lon, white flowering broccoli), Chinese cabbage (napa), Chinese mustard cabbage (gai choy), Kohlrabi

PEST	APPLICATION RATE	
	LB AI/A	FL OZ PRODUCT/A
Aphids Armyworms Corn Earworm Crickets Cucumber Beetles Cutworms Diamondback Moth Flea Beetles Ground Beetles Imported Cabbageworm Leafhoppers Loopers Tobacco Budworm Saltmarsh Caterpillar Stink Bugs Thrips Whitefly Wireworm (adults)	0.033 – 0.10	2.1 – 6.4
Banks Grass Mite Carmin Mite Lygus spp Pacific Spider Mite Two-spotted Spider Mite	0.08 – 0.10	5.12 – 6.4

DIRECTIONS & RESTRICTIONS

Ground applications: ~~Make A~~ Applications should be made in a minimum of 10 gallons per acre using ground equipment. To achieve control, thorough coverage is necessary.

Air applications: ~~Make A~~ Applications should be made in a minimum of 2 gallons of finished spray per acre. One to two quarts of water may be substituted with 1-2 quarts of emulsified oil in the finished spray. To achieve control, thorough coverage is necessary.

Maximum seasonal use rate: Do not apply more than 0.5 lb ai/A/ season (1 quart as formulated). More than 5 applications after bloom are prohibited.

Spray interval: Applications made less than 7 days apart are prohibited.

Preharvest interval: 7 days.

H/
46

CANEBERRIES

Including Blackberries, Bingleberries, Dewberries, Lowberries, Marionberries, Olallieberries, Youngberries, Loganberries, Raspberries

PEST	APPLICATION RATE	
	LB AI/A	FL OZ PRODUCT/A
Leafrollers Orange Tortrix Root Weevils	0.05 – 0.10	3.2 – 6.4
Raspberry Crown Borer* Spider Mites	0.10	6.4

DIRECTIONS & RESTRICTIONS

Ground Application: Apply by ground equipment using sufficient water to obtain full coverage of foliage in a minimum of 50 gallons per acre.

Air Application: Apply using sufficient water to obtain full coverage of foliage in a minimum of 10 gallons per acre.

Maximum seasonal use rate: Do not apply more than 0.2 lb ai/ A/ season.

Spray interval: Applications may be made once at pre-bloom and may be made again at post-bloom.

Preharvest interval: 3 days.

***Raspberry Crown Borer:** During post-harvest (fall) or pre-bloom (spring), apply as a drench spray directed at the crown of plants at a rate of 0.1 lb ai/a in a minimum of 200 gallon water/acre. An increase in water The use of increase in water, up to 400 gallons per acre, has demonstrated increased control. Making both pre-bloom foliar and pre-bloom drench applications are prohibited.

15/40

CANOLA, CRAMBE, RAPESEED

PEST	APPLICATION RATE	
	LB AI/A	FL OZ PRODUCT/A
Aphids Armyworms Cutworms Diamondback Moth Flea Beetle Flea Hopper Grasshopper Loopers Other Lepidopterous Larvae Plant Bug Seedpod Weevil Stink Bugs Thrips Whitefly	0.033 – 0.04	2.1 – 2.6

DIRECTIONS & RESTRICTIONS

Ground applications: ~~Make a~~Applications should be made in a minimum of 10 gallons per acre using ground equipment. To achieve control, thorough coverage is necessary.

Air applications: ~~Make a~~Applications should be made in a minimum of 2 gallons of finished spray per acre. One to two quarts of water may be substituted with 1-2 quarts of emulsified oil in the finished spray. To achieve control, thorough coverage is necessary.

Maximum seasonal use rate: Do not apply more than 0.08 ai/ A/ season (5.12 oz formulated).

Spray interval: Applications made less than 14 days apart are prohibited.

Preharvest interval: 35 days.

16/
40

CITRUS 1 – FOR USE IN FLORIDA ONLY (See Citrus for other areas)

PEST	APPLICATION RATE	
	LB AI/A	FL OZ PRODUCT/A
Blue Green Citrus Root Weevil (<i>Pachnaeus litus</i>)	0.25 – 0.5	16 – 32
Brown Leaf Notcher (<i>Epicaerus mexicanus</i>)		
Diaprepes Root Weevil (<i>Diaprepes abbreviatus</i>)		
Little Leaf Notcher (<i>Artipus floridanus</i>)		
Southern Blue Green Citrus Root Weevil (<i>Pachnaeus opalus</i>)		
Asian Cockroach (<i>Blattella asahinae</i>)	0.1 – 0.25	6.4 – 16
Fireant (<i>Solenopsis spp.</i>)		

DIRECTIONS & RESTRICTIONS

Do not apply by air.

Ground application: AgSaver™ Bifenthrin 2EC can only be applied as a ground application. Make ~~a~~Applications should be made at the specified rate in a minimum of 40 gallons of finished spray per acre. Do not apply through irrigation systems.

Use ground equipment to apply to bare soil beneath citrus trees. Make ~~a~~Applications should be made in a minimum of 40 gallons of dilute spray per acre from the trunk to the drip line of the tree, ensuring it is applied uniformly. Using an increase in spray volume should provide uniform coverage in addition to pre- and post- application irrigation.

Do not allow AgSaver™ Bifenthrin 2EC to contact fruit or foliage.

Maximum annual use rate: Do not apply more than a total of 0.5 lb ai/ A/ (32 fl oz formulated product.) year.

Preharvest interval: 1 day.

Diaprepes and other citrus root weevil: AgSaver™ Bifenthrin 2EC provides a barrier protecting citrus tree roots from Diaprepes and other citrus root weevil. When newly hatched larvae (neonates) fall to the soil surface, they come in contact with AgSaver™ Bifenthrin 2EC when they attempted to burrow into the root zone. Therefore, minimize disturbing treated soil to prevent disrupting the treated barrier.

Timing of applications of AgSaver™ Bifenthrin 2EC is crucial and should be made prior to drop of the neonates. Application timing can be predicted by observing the emergence of adults and by trapping throughout the emergence period (from spring and summer). Emergence varies seasonally and by growing region and environmental factors. After the emerging, adults will lay eggs for 8 to 10 weeks and larval invasion of the soil will begin 2-3 weeks following adult emergence. Contact local or state extension specialists for additional information on the timing of applications.

In conjunction with good cultural practices, biological control of larvae and other methods, AgSaver™ Bifenthrin 2EC is an effective tool in an integrated pest management program for citrus root weevils. Contact local or state extension specialists for ways to protect citrus from pests including citrus root weevils using integrated pest management plan.

CITRUS 2 – FOR USE OUTSIDE OF FLORIDA (See next table

PEST	APPLICATION RATE	
	LB AI/A	FL OZ PRODUCT/A
Asian Cockroach (<i>Blattella asahinae</i>)	0.25 – 0.5	16 – 32
Diaprepes Root Weevil (<i>Diaprepes abbreviatus</i>)		
Fireant (<i>Solenopsis spp.</i>)		

DIRECTIONS & RESTRICTIONS

Do not apply by air.

Ground application: AgSaver™ Bifenthrin 2EC can only be applied as a ground application. Make ~~a~~Applications should be made at the specified rate in a minimum of 30 gallons of finished spray per acre. Do not apply through irrigation systems.

Do not allow AgSaver™ Bifenthrin 2EC to contact fruit or foliage. When not in solid planted rows, apply to individual citrus resets using hand-gun or shielded sprayer.

Maximum annual use rate: Do not apply more than a total of 0.5 lb ai/ A/ (32 fl oz formulated product.) year.

Preharvest interval: 1 day.

Diaprepes root weevil: Peak emergence generally occurs in the spring and, depending on weather conditions, a minor emergence of Diaprepes may also occur during fall. During weather conditions that are conducive to primary emergence occurring in spring, use 32 fluid ounces formulated product to obtain the longest residual management of Diaprepes root weevil. If weather conditions that will promote more than one peak of pest emergence are present, apply 16 fluid ounces formulated product during early season and apply 16 fluid ounces formulated product later in the season.

Use additional management strategies if emergence extends beyond the residual protection of this product such as foliar adult control or soil larvae control. Contact local or state extension specialists for ways to protect citrus from pests using an integrated pest management plan that is applicable to local conditions.

COTTON

PEST	APPLICATION RATE	
	LB AI/A	FL OZ PRODUCT/A
European Corn Borer Soybean (Banded) Thrips Tobacco Thrips	0.02 – 0.10	1.3 – 6.4
Boll Weevil* Bollworm Cabbage Looper Cotton Aphid** Cotton Fleahopper Cotton Leafperforator Cutworms Fall Armyworm Plant Bugs Saltmarsh Caterpillar Southern Garden Leafhopper Stink Bugs Tobacco Budworm Whitefly Yellow Striped Armyworm	0.04 – 0.10	2.6 – 6.4
Beet Armyworm Carmine Spider Mite** Lygus spp. Pink Bollworm Two-spotted Spider Mite**	0.06 – 0.10	3.8 – 6.4

DIRECTIONS & RESTRICTIONS

No more than 10 applications can be made per growing season using one or more synthetic pyrethroid products, such as AgSaver™ AgSaver™ Bifenthrin 2EC, Ambush®, Ammo®, Asana® XL, Baythroid®, Danitol®, Karate®, Mustang®, and Scout X-TRA®.

Applications of AgSaver™ Bifenthrin 2EC may be made in water or refined vegetable oil such as soybean and cottonseed oils.

Ground applications: ~~Make a~~ Applications should be made in a minimum of 5 gallons per acre. For ULV applications, apply at the recommended rate in refined vegetable oil in a minimum of 1 quart of finished spray per acre.

Air applications: ~~Make a~~ Applications should be made in a minimum of 1 gallon per acre. One quart of water may be substituted with 1 quart of emulsified oil in the finished spray. For ULV applications, apply at the recommended rate in refined vegetable oil in a minimum of 1 quart of finished spray per acre with aircraft calibrated to provide adequate coverage.

Maximum seasonal use rate: Do not apply more than 0.5 lb ai/ A/ season.

Preharvest interval: 14 days.

* **Boll Weevil Control:** To reduce pests to tolerable levels, apply every 3 to 4 days.

** **Mite and Aphid Control:** Apply when pests first appear and make repeat applications as necessary to continue control. Use higher recommended rates if pest populations have reached a damaging threshold.

Do not graze livestock in treated areas or cut treated crops for feed.

2/40

CUCURBITS

Chayote (fruit), Chinese waxgourd, (Chinese preserving melon), Citron melon Cucumber Gherkin Gourd, edible (includes hyotan, cucuzza) (*Luffa* spp.) (includes hechima, Chinese okra) (*Mormordica* spp.) (includes balsam apple, balsam pear, bitter melon, Chinese cucumber) Muskmelon (hybrids and/or cultivars of Cucumis melon) (includes true cantaloupe, cantaloupe, casaba, crenshaw melon, golden pershaw melon, honeydew melon, honey balls, mango melon, Persian melon, pineapple melon, Santa Claus melon, and snake melon) Pumpkin (*Cucurbita* spp.) Squash, summer (includes crookneck squash, scallop squash, straightneck squash, vegetable marrow, zucchini) Squash, winter (includes butternut squash, calabaza, hubbard squash (*C. mixta*; *C. pepo*)) (includes acorn squash, spaghetti squash) Watermelon (includes hybrids and/or varieties of *Citrullus* spp.)

PEST	APPLICATION RATE	
	LB AI/A	FL OZ PRODUCT/A
Aphids Armyworms Cabbage Looper Corn Earworm Cucumber Beetles Cutworms Grasshopper Leafhoppers Melonworm Pickleworm Plant Bug Rindworm Squash Bugs Squash Vine Borer Stink Bugs Tobacco Budworm	0.04 – 0.10	2.6 – 6.4
Banks Grass Mite Carmine Mite Lygus spp. Two-spotted Spider Mite Whitefly	0.08 – 0.10	5.12 – 6.4

22/40

DIRECTIONS & RESTRICTIONS

Ground applications: Make applications ~~should be made~~ in a minimum of 20 gallons per acre using ground equipment. To achieve control, thorough coverage is necessary.

Air applications: Make applications ~~should be made~~ in a minimum of 5 gallons of finished spray per acre. One to two quarts of water may be substituted with 1-2 quarts of emulsified oil in the finished spray. To achieve control, thorough coverage is necessary.

Maximum seasonal use rate: Do not apply more than 0.3 lb ai/ A/ season (19.2 oz formulated).

Spray interval: More than 2 applications after bloom is prohibited. Applications made less than 7 days apart are prohibited.

Preharvest interval: 3 days.

EGGPLANT

PEST	APPLICATION RATE	
	LB AI/A	FL OZ PRODUCT/A
Armyworms Cabbage Looper Colorado Potato Beetle Corn Earworm Cucumber Beetle European Corn Borer Flea Beetle Plant Bug Stink Bug Thrips Tomato Hornworm Tomato Pinworm Vegetable Leafminer Whitefly	0.033 – 0.10	2.1 – 6.4
Banks Grass Mite Carmine Mite Lygus spp. Pacific Spider Mite Two-spotted Spider Mite	0.80 – 0.10	5.12 – 6.4

DIRECTIONS & RESTRICTIONS

Ground applications: Make applications ~~should be made~~ in a minimum of 10 gallons per acre using ground equipment. To achieve control, thorough coverage is necessary.

Air applications: Make applications ~~should be made~~ in a minimum of 2 gallons of finished spray per acre. One to two quarts of water may be substituted with 1-2 quarts of emulsified oil in the finished spray. To achieve control, thorough coverage is necessary.

Maximum seasonal use rate: Do not apply more than 0.2 lb ai/ A/ season (12.8 oz formulated).

Spray interval: Applications made less than 7 days apart are prohibited.

Preharvest interval: 7 days.

**FIELD CORN (GRAIN AND SILAGE), POPCORN, FIELD CORN GROWN FOR SEED
(AT PLANTING)**

PEST	APPLICATION RATE	
	LB AI/ 1,000 linear ft of row	FL OZ PRODUCT/ 1,000 linear ft of row
Corn Rootworm Larvae: Northern Southern Western	0.0046	0.30
Army Cutworm Cutworm Species Grubs Seed Corn Beetle Seen Corn Maggot True Armyworm or Armyworm Species Wireworm	0.0023 – 0.0046	0.15 – 0.30

DIRECTIONS & RESTRICTIONS

Do not apply more than 0.3 pound active per acre per season including pre and ppi, at planting, plus foliar applications.

Position spray nozzle behind planter shoe and in front of press wheel centered over the row, applying as a 5 to 7 inch T-band treatment over an open seed furrow. Use the following table to determine the amount needed per acre. Apply in a minimum of 3 gallons of finished spray per acre.

To mix, combine AgSaver™ Bifenthrin 2EC with water or liquid fertilizer by first filling the spray tank ½ full with water or fertilizer, then adding the correct amount of bifenthrin, and then adding the remaining amount of water or fertilizer. Be sure there is a uniform spray mixture by constantly agitating mixture during mixing and applying.

Applications of AgSaver™ Bifenthrin 2EC alone or in recommended tank mixtures may be used with in furrow pop-up fertilizers. First conduct a jar compatibility test to ensure mixture will stay in solution.

When there is greater than 30% cover of crop residue remaining, **do not** apply to soil.

Maximum seasonal use rate: At plant applications must be made at no more than 0.1 lb ai/ A/ season.

Preharvest interval: 30 days.

Do not graze livestock in treated area or cut treated crops for feed within 30 days of treatment.

Row Spacings (Inches)	AGSAVER™ BIFENTHRIN 2EC (LB AI/ A)	AGSAVER™ BIFENTHRIN 2EC (FL OZ PRODUCT/A)
30	0.080	5.12
36	0.069	4.4
38	0.064	4.1
40	0.060	3.9

25/46

**FIELD CORN (GRAIN AND SILAGE), POPCORN, FIELD CORN GROWN FOR SEED
(PRE & PPI)**

PEST	APPLICATION RATE	
	LB AI/A	FL OZ PRODUCT/A
Armyworm spp. Black Cutworm Seedcorn Maggot Stalkborer White Grub Wireworm	0.047 – 0.062 Pre-Plant Incorporated (PPI)	3 – 4 Pre-Plant Incorporated (PPI)
Armyworm spp. Black Cutworm Stalkborer	0.040 Pre-Emergence (PRE)	2.56 Pre-Emergence (PRE)
DIRECTIONS & RESTRICTIONS		
<p>Do not apply more than 0.3 pound active per acre per season including pre and ppi, at planting, plus foliar applications.</p> <p>PPI: Applications as the 3 – 4oz/A rate must be applied as PPI. Tank mixes applications with PPI herbicides are permitted. Incorporate AgSaver™ Bifenthrin 2EC should be incorporated close to the intended seed planting depth. and should not be any <u>must not be any</u> deeper than 3 inches.</p> <p>PRE: Tank mixes and applications with PRE herbicides at the 2.56 oz/A rate are permitted.</p>		

26/40

**FIELD CORN (GRAIN AND SILAGE), POPCORN, FIELD CORN GROWN FOR SEED
 (FOLIAR USE)**

PEST	APPLICATION RATE	
	LB AI/A	FL OZ PRODUCT/A
Aphids	0.033 – 0.10	2.1 – 6.4
Army Cutworm		
Beet Armyworm		
Cereal Leaf Beetle		
Chinch Bug		
Common Stalk Borer		
Corn Earworm		
Corn Rootworm Adults		
Cucumber Beetle Adults		
Cutworm Species		
European Corn Borer *		
Fall Armyworm		
Flea Beetle		
Grasshoppers		
Greenbug		
Japanese Beetle Adult		
Sap Beetle		
Southern Armyworm		
Southern Corn Leaf Beetle		
Southwestern Corn Borer*		
Stinkbugs		
Tarnished Plant Bug		
True Armyworm or Armyworm spp.		
Webworms		
Western Bean Cutworm		
Yellowstriped Armyworm		
Banks Grass Mite **	0.08 – 0.10	5.12 – 6.4
Carmin Mite **		
Two-spotted Spider Mite **		

DIRECTIONS & RESTRICTIONS

Do not apply more than 0.3 pound active per acre per season including pre and ppi, at planting, plus foliar applications.

Ultra low volume (ULV) applications on corn are prohibited.

If heavy rainfall is pending, do not make aerial or ground applications.

Do not apply AgSaver™ Bifenthrin 2EC on corn in all coastal counties.

Ground applications: Make applications ~~should be made~~ in a minimum of 10 gallons per acre using ground equipment. To achieve control, thorough coverage is necessary.

Air applications: Make applications ~~should be made~~ in a minimum of 2-5 gallons of finished spray per acre. When initial populations are higher, apply 5 gallons of finished spray per acre to improve control with air applications. One to two quarts of water may be substituted with 1-2 quarts of emulsified oil in the finished spray. To achieve control, thorough coverage is necessary.

Preharvest interval: 30 days.

Ear-attacking pests: Make applications ~~should be made~~ just before silking, repeating as necessary to sustain control.

* **Southwestern Corn Borer and European Corn Borer:** Make initial application at or just prior to egg hatch.

Other insect pests: Make applications ~~should be made~~ when pests first appear, repeating as necessary to sustain control.

**** Mites:**

Banks Grass Mite: Make applications ~~should be made~~ prior to leaf damage or discoloration when colonies first form and before they disperse above the bottom third of the plant.

Two-spotted Spider Mite and Carmine Mite: Make Applications ~~should be made~~ prior to leaf damage or discoloration when colonies first form and before they disperse throughout the canopy.

For corn with heavier initial populations and that are under stress by heat or drought, higher rates will be needed. Under these types of conditions, field experience with the use of dimethoate at 0.5 lb. active per acre in tank mixture has demonstrated good control.

Mite control in Texas, New Mexico, Oklahoma, and Arizona: Make applications ~~should be made~~ in a minimum of 10 gallons of per acre with ground equipment and 5 gallons of finished spray pre acre by air.

Do not graze livestock in treated areas or cut treated crops for feed within 30 days of the last application.

28/46

GRAPES

PEST	APPLICATION RATE	
	LB AI/A	FL OZ PRODUCT/A
Cutworms Eastern Grape Leafhopper Grape Berry Moth Japanese Beetles Adults Variegated Leafhopper Western Grape Leafhopper	0.05 – 0.10	3.2 – 6.4
Black vine Weevil Glassywinged Sharpshooter Two-spotted Spider Mite	0.10	6.4

DIRECTIONS & RESTRICTIONS

Use higher rate when pest pressure is moderate to severe.

Ground applications: ~~Make applications should be made~~ in a minimum of 25 gallons per acre using ground equipment. To achieve control, thorough coverage is necessary.

Air applications: ~~Make applications should be made~~ in a minimum of 10 gallons of finished spray per acre. One to two quarts of water may be substituted with 1-2 quarts of emulsified oil in the finished spray. To achieve control, thorough coverage is necessary.

Maximum seasonal use rate: Do not exceed more than 0.10 ai/ A/ season.

Preharvest interval: 30 days.

HOPS

PEST	APPLICATION RATE	
	LB AI/A	FL OZ PRODUCT/A
Aphids Armyworms Cutworms Leafrollers Loopers	0.06 – 0.1	3.8 – 6.4
Root Weevils*	0.05 – 0.1	3.2 – 6.4
Two-spotted Spider Mite**	0.1	6.4

DIRECTIONS & RESTRICTIONS

Use of ultra low volume (ULV) application on hops is prohibited.

Ground Applications: Apply 100-150 gallons of spray per acre during early season and 200-250 gallons of spray per acre during late season. Full coverage is necessary for best control.

Maximum application rate: Do not apply more than 0.1 lb ai / A/ application.

Maximum seasonal use rate: Do not apply more than 0.3 lb ai/ A/ season.

Spray interval: A 21 day spray interval must be maintained.

Preharvest interval: 14 days.

***Root Weevil Control:** Direct spray to base of plant, spraying up 3 feet of vine and spraying soil surface 1.5 to 2 feet around plant.

****Two-spotted spider mites:** For application by air for late season control do not apply less than 6.4 oz. (0.1 lb ai)/ application in a minimum of 10 gallons/ acre.

39/40

LETTUCE, HEAD

PEST	APPLICATION RATE	
	LB AI/A	FL OZ PRODUCT/A
Aphids Armyworms Corn Earworm Cucumber Beetles Cutworms Diamondback Moth Flea Beetles Imported Cabbageworm Leafhoppers Loopers Salt Marsh Caterpillar Stink bug spp. Tobacco Budworm Whitefly	0.033 – 0.10	2.1 – 6.4
Lygus spp. Carmine Mite Two Spotted Spider Mite	0.08 – 0.10	5.12 – 6.4

DIRECTIONS & RESTRICTIONS

Ground applications: ~~Make applications should be made~~ in a minimum of 15 gallons per acre using ground equipment. To achieve control, thorough coverage is necessary.

Air applications: ~~Make applications should be made~~ in a minimum of 5 gallons of finished spray per acre. One to two quarts of water may be substituted with 1-2 quarts of emulsified oil in the finished spray. To achieve control, thorough coverage is necessary.

Spray interval: Applications made less than 7 days apart are prohibited.

Maximum seasonal use rate: Do not apply more than 0.5 lb ai/ A/ season.

Preharvest interval: 7 days.

31/46

PEARS

PEST	APPLICATION RATE	
	LB AI/A	FL OZ PRODUCT/A
Aphids Codling Moth Cutworms Green Fruitworm Leafhoppers Leafminers Leafrollers Lygus spp. Plant Bugs Plum Curculio San Jose Scale (Crawlers) Stink Bugs Tarnished Plant Bugs	0.04 – 0.2	2.6 – 12.8
Two-spotted Spider Mite Yellow Mite	0.06 – 0.2	3.8 – 12.8
European Red Mite	0.08 – 0.2	5.12 – 12.8

DIRECTIONS & RESTRICTIONS

Ground Applications: ~~Make Dilute applications should be made~~ in a minimum of 200 gallons of finished spray per acre. Or, ~~make concentrate applications should be made~~ in a minimum of 50 gallons of finished spray per acre. For best coverage, use sufficient water.

Air Applications: ~~Make applications should be made~~ in a minimum of 10 gallons per acre.

Maximum seasonal use rate: Do not apply more than 0.5 lb ai/ A/ season. Do not apply more than 0.45 lb ai/A after petal fall.

Spray interval: To maintain control, applications should be made as needed using at least a 30 day spray interval.

Preharvest interval: 14 days.

Do not graze livestock in treated orchards or cut treated cover crops for feed.

32/40

PEPPERS, BELL AND NON-BELL

PEST	APPLICATION RATE	
	LB AI/A	FL OZ PRODUCT/A
Armyworm Corn earworm Cucumber Beetles Cutworms European Corn Borer Flea Beetles Leafminers Loopers Pepper Weevil Thrips Whitefly	0.033 – 0.1	2.1 – 6.4
Lygus spp. Broad Mite Carmine Mite Two-spotted Spider Mite	0.08 – 0.10	5.12 – 6.4

DIRECTIONS & RESTRICTIONS

Ground applications: ~~Make applications should be made~~ in a minimum of 10 gallons per acre using ground equipment. To achieve control, thorough coverage is necessary. To achieve control, use sufficient water to obtain thorough coverage, applying as necessary.

Air applications: ~~Make applications should be made~~ in a minimum of 2 gallons of finished spray per acre. To achieve control, use sufficient water to obtain thorough coverage, applying as necessary.

Maximum seasonal use rate: Do not apply more than 0.2 lb ai/ A/ season.

Spray interval: Applications made less than 7 days apart are prohibited.

Preharvest interval: 7 days.

33/40

SPINACH

PEST	APPLICATION RATE	
	LB AI/A	FL OZ PRODUCT/A
Armyworms Colorado Potato Beetle Corn earworm Cucumber Beetles Cutworms European Corn Borer Flea Beetles Leafminers Loopers Pepper Weevil Thrips Tomato Hornworm Tomato Pinworm Whitefly*	0.033 – 0.10	2.1 – 6.4
Banks Grass Mite Broad Mite Carmine Mite Fire Ants** Lygus spp. Pacific Spider Mite Two-spotted Spider Mite	0.08 – 0.10	5.12 – 6.4

DIRECTIONS & RESTRICTIONS

Ground applications: Applications ~~should~~must be made in 10-50 gallons per acre using ground equipment. To achieve control, thorough coverage is necessary.

Air applications: Applications ~~should~~must be made in 5-50 gallons of finished spray per acre.

Maximum seasonal use rate: Do not apply more than 0.4 ai/ A/ season.

Spray interval: Applications made less than 7 days apart are prohibited.

Preharvest interval: 40 days.

***Whiteflies:** Foliar applications of AgSaver™ Bifenthrin 2EC ~~should~~must be made by ground or air at rates of up to 0.4 pt. (0.1 lb active) per acre. Apply a maximum of 4 applications at minimum 7-day intervals.

****Fire ants:** Applications of AgSaver™ Bifenthrin 2EC ~~should~~must be made as a soil treatment at planting or as a foliar treatment by ground or air at rates of up to 0.4 pt. (0.1 lb active) per acre. Apply a maximum of 4 applications at minimum 7-day intervals.

SUCCULENT PEAS AND BEANS

Bean (*Phaseolus* spp.): Broadbean (succulent), Lima bean (green), Runner bean, Snap bean, Wax bean; Bean (*Vigna* spp.): Asparagus bean, Blackeyed pea, Chinese longbean, Cowpea, Jackbean, Moth bean, Southern pea, Soybean (immature seed), Sword bean, Yardlong bean; Pea (*Pisum* spp.): Dwarf pea, Edible-pod pea, English pea, Garden pea, Green pea, Snow pea, Sugar snap pea, Pigeon pea

PEST	APPLICATION RATE	
	LB AI/A	FL OZ PRODUCT/A
Aster Leafhopper Flea Beetle Grasshoppers Leafhoppers	0.025 – 0.10	1.6 – 6.4
Alfalfa Caterpillar Aphids Bean Leaf Beetle Beet Armyworm Cloverworm Corn Earworm Corn Rootworm Adult Cucumber Beetles Cutworms European Corn Borer Fall Armyworm Japanese Beetle Adult Loopers Pea Leaf Weevil Pea Weevil Plant Bug Sap Beetle Southern Armyworm Stink Bugs Tarnished Plant Bug Thrips Webworms Western Bean Cutworm Whitefly Yellowstriped Armyworm	0.033 – 0.10	2.1 – 6.4
Banks Grass Mite Carmine Mite Lygus Spp. Two-spotted Spider Mite	0.08 – 0.10	5.12 – 6.4

35
40

DIRECTIONS & RESTRICTIONS

Ground applications: Make applications ~~should be made~~ in a minimum of 10 gallons per acre using ground equipment. To achieve control, thorough coverage is necessary.

Air applications: Make applications ~~should be made~~ in a minimum of 2 gallons of finished spray per acre. One to two quarts of water may be substituted with 1-2 quarts of emulsified oil in the finished spray. To achieve control, thorough coverage is necessary.

Maximum seasonal use rate: Do not apply more than 0.2 lb ai/ A/ season (12.8 fl oz. formulated).

Preharvest interval: 3 days.

36/40

**SWEET CORN (GRAIN AND SILAGE) SWEET CORN GROWN FOR SEED
(AT PLANTING)**

PEST	APPLICATION RATE	
	LB AI/ 1,000 linear ft of row	FL OZ PRODUCT/ 1,000 linear ft of row
Corn Rootworm Larvae Northern Southern Western	0.0046	0.30
Army Cutworm Cutworm spp. Grubs Seed Corn Beetle Seed Corn Maggot True Armyworm or Armyworm spp. Wireworm	0.0023 – 0.0046	0.15 – 0.30

DIRECTIONS & RESTRICTIONS

Position spray nozzle behind planter shoe and in front of press wheel centered over the row, applying as a 5 to 7 inch T-band treatment over an open seed furrow. Use the following table to determine the amount needed per acre. Apply in a minimum of 3 gallons of finished spray per acre.

To mix, combine AgSaver™ Bifenthrin 2EC with water or liquid fertilizer by first filling the spray tank ½ full with water or fertilizer, then adding the correct amount of bifenthrin, and then adding the remaining amount of water or fertilizer. Be sure there is a uniform spray mixture by constantly agitating mixture during mixing and applying.

Applications of AgSaver™ Bifenthrin 2EC alone or in recommended tank mixtures may be used with in furrow pop-up fertilizers. First conduct a jar compatibility test to ensure mixture will stay in solution.

When there is greater than 30% cover of crop residue remaining, **do not** apply to soil.

Maximum seasonal use rate: At plant applications must be made at no more than 0.1 lb ai/ A/ season.

Preharvest interval: 30 days.

Do not graze livestock in treated area or cut treated crops for feed within 30 days of treatment.

Row Spacings (Inches)	AGSAVER™ BIFENTHRIN 2EC (LB AI/ A)	AGSAVER™ BIFENTHRIN 2EC (FL OZ PRODUCT/A)
30	0.080	5.12
36	0.069	4.4
38	0.064	4.1
40	0.060	3.9

**SWEET CORN (GRAIN AND SILAGE), SWEET CORN GROWN FOR SEED
(FOLIAR USE)**

PEST	APPLICATION RATE	
	LB AI/A	FL OZ PRODUCT/A
Aphids Army Cutworm Beet Armyworm Cereal Leaf Beetle Chinch Bug Common Stalk Borer Corn Earworm Corn Rootworm Adults Cucumber Beetle Adult Cutworm spp. European Corn Borer * Fall Armyworm Flea Beetle Grasshoppers Greenbug Japanese Beetle Adult Sap Beetle Southern Armyworm Southern Corn Leaf Beetle Southwestern Corn Borer * Stinkbugs Tarnished Plant Bug True Armyworm or Armyworm spp. Webworms Western Bean Cutworm Yellowstriped Armyworm	0.033 – 0.10	2.1 – 6.4
Banks Grass Mite ** Carmine Mite ** Two-spotted Spider Mite **	0.08 – 0.10	5.12 – 6.4

38/40

DIRECTIONS & RESTRICTIONS

Ultra low volume (ULV) applications on corn are prohibited.

If heavy rainfall is pending, do not make aerial or ground applications.

Do not apply AgSaver™ Bifenthrin 2EC on corn in all coastal counties.

Ground applications: Make applications ~~should be made~~ in a minimum of 10 gallons per acre using ground equipment. To achieve control, thorough coverage is necessary.

Air applications: Make applications ~~should be made~~ in a minimum of 2 gallons of finished spray per acre. One to two quarts of water may be substituted with 1-2 quarts of emulsified oil in the finished spray. To achieve control, thorough coverage is necessary.

Maximum seasonal use rate: Do not apply more than 0.2 lb ai/A/ season (12.8 fl oz. formulated).

Preharvest interval: 1 day.

Ear-attacking pests: Make ~~Applications should be made~~ just before silking, repeating as necessary to sustain control.

* **Southwestern Corn Borer and European Corn Borer:** Make ~~Two~~ applications ~~should be made~~ with the initial application at or shortly before egg hatch.

Other insect pests: Make ~~a~~ applications ~~should be made~~ when pests first appear, repeating as necessary to sustain control.

**** Mites:**

Banks Grass Mite: Make ~~a~~ applications ~~should be made~~ prior to leaf damage or discoloration when colonies first form and before they disperse above the bottom third of the plant.

Two-spotted Spider Mite and Carmine Mite: Make ~~a~~ applications ~~should be made~~ prior to leaf damage or discoloration when colonies first form and before they disperse throughout the canopy. For corn with heavier initial populations and that are under stress by heat or drought, higher rates will be needed.

Do not graze livestock in treated areas or cut treated crops for feed within 1 day of the last application.

39/40

TOMATOES

PEST	APPLICATION RATE	
	LB AI/A	FL OZ PRODUCT/A
Aphids	0.033 – 0.08	2.1 – 5.2
Armyworms		
Including Beet		
Armyworm, Fall		
Armyworm,		
Southern		
Yellowstriped		
Armyworm		
Bean Leaf Beetle		
Cabbageworm		
Carmine Mite		
Cloverworm		
Corn Earworm		
Corn Rootworm		
Cucumber Beetles		
Cutworms		
Diamondback Moth		
European Corn Borer		
Flea Beetle		
Flea Hopper		
Grasshopper		
Japanese Beetle (Adult)		
Leafhoppers		
Loopers		
Lygus spp.		
Melonworm		
Pea Weevil		
Pea Leaf Weevil		
Pickleworm		
Plant Bug		
Rindworm		
Salt Marsh Caterpillar		
Sap Beetle		
Seedpod Weevil		
Squash Bugs		
Stink bug spp.		
Tobacco Budworm		
Tarnished Plant Bug		
Thrips		
Two-spotted Spider		
Mite		
Whitefly		

40/
40

DIRECTIONS & RESTRICTIONS

Do not apply more than 4 applications per season.

Ground applications: ~~Make a~~ Applications should be made in a minimum of 15' gallons of finished spray per acre using ground equipment. To achieve control, thorough coverage is necessary.

Spray interval: Applications made less than 10 days apart are prohibited.

Preharvest interval: 1 day.

CONDITIONS OF SALE AND LIMITATION OF WARRANTY

Seller warrants that this product conforms with its specifications and is reasonably fit for the purposes stated on the label when used in accordance with its directions under normal conditions of use. To the extent permitted by applicable law, buyer assumes the risk of any use contrary to such directions. Seller makes no other express or implied warranty of fitness or merchantability and no agent or reseller is authorized to do so except by Seller in writing with a specific reference to this warranty. To the extent consistent with applicable law, in no event shall Seller's liability for any breach of warranty exceed the purchase price of the material on which claim is made.

Ammo, Mustang – trademarks of FMC Corporation

Ambush, Karate – trademarks of Zeneca, Inc.

Asana – trademark of E.I. duPont de Nemours & Company

Baythroid – trademark of Bayer Aktiengesellschaft

Danitol – trademark of Sumitomo Chemical Company, Ltd.

Scout Xtra – trademark of Hoechst Schering Agrevo S.A.