



OFFICE OF CHEMICAL SAFETY AND POLLUTION PREVENTION

WASHINGTON, D.C. 20460

October 8, 2025

Maryanne Kellogg
Regulatory Consultant
The Pond Guy, Inc. d/b/a Airmax, Inc.
c/o Pyxis Regulatory Consulting Inc.
4110 136th St. Ct. NW
Gig Harbor, WA 98332

Subject: Label Amendment - Registration Review Mitigation for Fluridone
Product Name: POND LOGIC WIPEOUT PONDWEED DEFENSE AQUATIC
HERBICIDE
EPA Registration Number: 83742-3
Case Number: 474128
Application Dates: June 24, 2022

Dear Maryanne Kellogg:

The Agency, in accordance with the Federal Insecticide, Fungicide, and Rodenticide Act (FIFRA), as amended, has completed reviewing all the information submitted with your application to support the Registration Review of the above referenced product in connection with the Fluridone Interim Decision, and has concluded that your submission is acceptable. The label referred to above, submitted in connection with registration under FIFRA, as amended, is acceptable.

Should you wish to add/retain a reference to the company's website on your label, then please be aware that the website becomes labeling under the Federal Insecticide, Fungicide, and Rodenticide Act and is subject to review by the Agency. If the website is false or misleading, the product would be misbranded and unlawful to sell or distribute under FIFRA section 12(a)(1)(E). 40 CFR 156.10(a)(5) list examples of statements EPA may consider false or misleading. In addition, regardless of whether a website is referenced on your product's label, claims made on the website may not substantially differ from those claims approved through the registration process. Therefore, should the Agency find or if it is brought to our attention that a website contains false or misleading statements or claims substantially differing from the EPA approved registration, the website will be referred to the EPA's Office of Enforcement and Compliance Assurance.

A stamped copy of your labeling is enclosed for your records. This labeling supersedes all previously accepted labeling and must be used at your next label printing. You must submit one copy of the final printed labeling before you release the product for shipment with the new labeling. In accordance with 40 CFR 152.130(c), you may distribute or sell this product under the previously approved labeling for 12 months from the date of this letter. After 12 months, you may only distribute or sell this product if it bears this new revised labeling or subsequently approved labeling. "To distribute or sell" is defined under FIFRA section 2(gg) and its implementing regulation at 40 CFR 152.3.

If you have any questions about this letter, please contact Caleb Carr by phone at 202-566-0636, or via email at carr.caleb@epa.gov.

Sincerely,

A handwritten signature in black ink, appearing to read 'M. K. Muhammad-Perch', with a long, sweeping horizontal line extending to the right.

Maryam K. Muhammad-Perch, Team Lead
Risk Management and Implementation Branch 4
Pesticide Re-Evaluation Division
Office of Pesticide Programs

ENCLOSURE: Stamped label

[Note to reviewer: [Text] in brackets denotes optional text].

[Note to reviewer: {Text} in braces denotes where in the final label text will appear].

{Booklet Front Panel}

Pond Logic® WipeOut™ PondWeed Defense® Aquatic Herbicide

{ABN:  WipeOut™ PondWeed Defense Aquatic Herbicide}

{Select Marketing Statements and Graphics from the *Marketing Statements and Graphics* sections below}

FLURIDONE	GROUP	12	HERBICIDE
-----------	-------	----	-----------

Active Ingredient:

Fluridone: 1-methyl-3-phenyl-5-[3-(trifluoromethyl)phenyl]-4(1H)-pyridinone 41.7%

Other Ingredients 58.3%

Total 100.0%

Contains 4 pounds active ingredient per gallon.

Keep Out of Reach of Children

CAUTION / PRECAUCIÓN

Si usted no entiende la etiqueta, busque a alguien para que se la explique a usted en detalle.

(If you do not understand this label, find someone to explain it to you in detail.)

See inside booklet for First Aid, additional Precautionary Statements and complete Directions for Use.

Manufactured for:

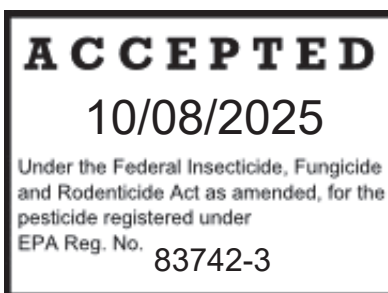
Airmax® Inc.

P.O. Box 38

Romeo, MI 48065

EPA Reg. No. 83742-3 EPA Est. _____

Net Contents: ____ gal (____ L)



{Booklet}

FIRST AID	
If in Eyes:	<ul style="list-style-type: none"> • Hold eye open and rinse slowly and gently with water for 15-20 minutes. • Remove contact lenses, if present, after the first 5 minutes, then continue rinsing eye. • Call a poison control center or doctor for treatment advice.
If on Skin or Clothing:	<ul style="list-style-type: none"> • Take off contaminated clothing. • Rinse skin immediately with plenty of water for 15-20 minutes. • Call a poison control center or doctor for treatment advice.
If Swallowed:	<ul style="list-style-type: none"> • Immediately call a poison control center or doctor for treatment advice. • Have person sip a glass of water if able to swallow. • Do not induce vomiting unless told to do so by the poison control center or doctor. • Do not give anything by mouth to an unconscious person.
If Inhaled:	<ul style="list-style-type: none"> • Move person to fresh air. • If person is not breathing, call 911 or an ambulance, then give artificial respiration, preferably mouth to mouth if possible. • Call a poison control center or doctor for further treatment advice.
HOT LINE NUMBER	
<p>Have the product container or label with you when calling a poison control center or doctor, or going for treatment. For non-emergency information concerning this product, call the National Pesticide Information Center (NPIC) at 1-800-858-7378. For medical emergencies call your poison control center at 1-800-222-1222.</p>	

(Note: The First Aid statements' grid format will be used if market label space permits; otherwise a paragraph format will be used.)

PRECAUTIONARY STATEMENTS

Hazards to Humans and Domestic Animals

CAUTION: Harmful if swallowed, absorbed through skin, or inhaled. Causes moderate eye irritation. Avoid breathing spray mist. Avoid contact with skin, eyes, or clothing. Wash thoroughly with soap and water after handling and before eating, drinking, chewing gum, using tobacco or using the toilet. Remove contaminated clothing and wash before reuse.

Personal Protective Equipment

Waterproof gloves must be worn when mixing/loading/applying with hand wand sprayer to ponds/lakes; mixing/loading/applying with backpack sprayer to static canals; mixing/loading/applying with hand sprayer to static canals.

Environmental Hazards

Do not contaminate water when disposing of equipment washwaters. Trees, turf and shrubs growing in water treated with Pond Logic WipeOut PondWeed Defense Aquatic Herbicide may occasionally develop chlorosis. Do not apply in tidewater/brackish water. Lowest rates must be used in shallow areas where the water depth is considerably less than the average depth of the entire treatment site, for example, shallow shoreline areas.

Follow use directions carefully so as to minimize adverse effects on nontarget organisms.

NON-TARGET ORGANISM ADVISORY STATEMENT: This product is toxic to plants and may adversely impact the forage and habitat of non-target organisms, including pollinators, in areas adjacent to the treated site. Protect the forage and habitat of non-target organisms by following the label directions intended to minimize spray drift.

Engineering Controls Statements

Pilots must use an enclosed cab that meets the definition listed in the WPS for agricultural pesticides [40 CFR 170.305].

DIRECTIONS FOR USE

It is a violation of Federal law to use this product in a manner inconsistent with its labeling.

Read all Directions for Use carefully before applying.

Shake well before using.

PRODUCT INFORMATION

Pond Logic WipeOut PondWeed Defense Aquatic Herbicide is a selective translocated aquatic herbicide. Applied to freshwater ponds, lakes, reservoirs, drainage canals and irrigation canals (including dry or dewatered areas of these sites), Pond Logic WipeOut PondWeed Defense Aquatic Herbicide helps manage undesirable aquatic weeds. Susceptible aquatic vascular plants absorb the product through the shoots and roots. For effective control, contact of this product with the target plants must be maintained for at least 45 days. Effective control is reduced if conditions exist that dilute the concentration of this product in the water.

The mode of action of Pond Logic WipeOut PondWeed Defense Aquatic Herbicide involves inhibition of carotene synthesis in the target weeds. Lack of carotene in plants causes the chlorophyll to break down when the plants are exposed to sunlight. New shoot growth on target weeds begins to turn chlorotic (white) or pink in color within 7 to 10 days of exposure to Pond Logic WipeOut PondWeed Defense Aquatic Herbicide. Ideally, 30 to 90 days of continuous exposure to this product will provide optimum control of target weeds. Some plant species may not be controlled by this product under all conditions. Factors affecting herbicide performance include growth stage of the target weed, the time of year when Pond Logic WipeOut PondWeed Defense Aquatic Herbicide is applied and dilution or movement of treated water.

Optimum results are achieved when this product is applied before weeds begin to actively grow. For mature plants, the higher application rates will be required and effects due to Pond Logic WipeOut PondWeed Defense Aquatic Herbicide treatment will take longer to observe.

A suitable analysis of the water to determine the concentration of this product is highly recommended. The most common method of water analysis for measuring fluridone concentrations which is recommended by Airmax Inc. is the Enzyme-Linked Immunoassay (ELISA Test). Contact Airmax Inc. for information on this test when using this product in treatment programs.

Application rates are shown in fluid ounces or quarts of this product to achieve a desired concentration of the active ingredient in parts per billion by weight (ppbw).

SPRAY DRIFT ADVISORIES

THE APPLICATOR IS RESPONSIBLE FOR AVOIDING OFF-SITE SPRAY DRIFT. BE AWARE OF NEARBY NON-TARGET SITES AND ENVIRONMENTAL CONDITIONS.

IMPORTANCE OF DROPLET SIZE

An effective way to reduce spray drift is to apply large droplets. Use the largest droplets that provide target pest control. While applying larger droplets will reduce spray drift, the potential for drift will be greater if applications are made improperly or under unfavorable environmental conditions.

Controlling Droplet Size – Ground Boom

- Volume – Increasing the spray volume so that larger droplets are produced will reduce spray drift. Use the highest practical spray volume for the application. If a greater spray volume is needed, consider using a nozzle with a higher flow rate.
- Pressure – Use the lowest spray pressure recommended for the nozzle to produce the target spray volume and droplet size.

- **Spray Nozzle** – Use a spray nozzle that is designed for the intended application. Consider using nozzles designed to reduce drift.

Controlling Droplet Size – Aircraft

- **Adjust nozzles** – Follow nozzle manufactures recommendations for setting up nozzles. Generally, to reduce fine droplets, nozzles should be oriented parallel with the airflow in flight.

BOOM HEIGHT – Ground Boom

For ground equipment, the boom should remain level and have minimal bounce.

RELEASE HEIGHT – Aircraft

Higher release heights increase the potential for spray drift.

SHIELDED SPRAYERS

Shielding the boom or individual nozzles can reduce spray drift. Consider using shielded sprayers. Verify that the shields are not interfering with the uniform deposition of the spray on the target area.

Boom-less Ground Applications: Setting nozzles at the lowest effective height will help to reduce the potential for spray drift.

Handheld Technology Applications: Take precautions to minimize spray drift.

TEMPERATURE AND HUMIDITY

When making applications in hot and dry conditions, use larger droplets to reduce effects of evaporation.

TEMPERATURE INVERSIONS

Drift potential is high during a temperature inversion. Temperature inversions are characterized by increasing temperature with altitude and are common on nights with limited cloud cover and light to no wind. The presence of an inversion can be indicated by ground fog or by the movement of smoke from a ground source or an aircraft smoke generator. Smoke that layers and moves laterally in a concentrated cloud (under low wind conditions) indicates an inversion, while smoke that moves upward and rapidly dissipates indicates good vertical air mixing. Avoid applications during temperature inversions.

WIND

Drift potential generally increases with wind speed. AVOID APPLICATIONS DURING GUSTY WIND CONDITIONS. Applicators need to be familiar with local wind patterns and terrain that could affect spray drift.

RESTRICTIONS

Permits: Consult with appropriate state or local water authorities before applying this product since state or local agencies may require permits to use Pond Logic WipeOut PondWeed Defense Aquatic Herbicide.

Chemigation: Do not apply this product through any type of irrigation system.

Hydroponic Farming: Do not use Pond Logic WipeOut PondWeed Defense Aquatic Herbicide-treated water for hydroponic farming.

Greenhouse and Nursery Plants: Do not use water which has been treated with this product to irrigate greenhouse or nursery plants unless chemical assays of the water indicate fluridone residues are less than one part per billion (ppb).

Maximum Use Rates: Do not apply more than a total of 90 ppb in ponds and 150 ppb in lakes and reservoirs per annual growth cycle. These maximum concentrations are the amounts of fluridone calculated as the target application rate, NOT the concentration determined by analysis of fluridone in the treated water.

Waiting Periods: If application rates are 150 ppb or less, treated water may be used immediately with no waiting period for drinking (potable) water (including watering livestock and pets), fishing or swimming. See specific restrictions below for Potable Water Intakes and Irrigation.

Potable Water Intakes: In lakes and reservoirs or other sources of potable water, **DO NOT APPLY** this product at application rates greater than 20 ppb within 1/4 mile (1320 feet) of any functioning potable water intake. If rates are between 6 and 20 ppb, this product **MAY BE APPLIED** where functioning potable water intakes are present.

Note: Existing potable water intakes which are no longer in use, such as those replaced by potable water wells or connections to a municipal water system, are not considered to be functioning potable water.

Irrigation: Irrigation using water treated with this product may injure the irrigated vegetation. Instruct those who use Pond Logic WipeOut PondWeed Defense Aquatic Herbicide-treated water to follow the recommended waiting periods listed in the table below and to assay the water for fluridone residues. For crops grown on low organic and sandy soils and irrigated with Pond Logic WipeOut PondWeed Defense Aquatic Herbicide-treated water, the potential for crop injury is greater than for crops grown on heavier soils.

If a shorter waiting period is desired for irrigation of crops using Pond Logic WipeOut PondWeed Defense Aquatic Herbicide-treated water, use a suitable analysis (ELISA or other methods) to measure the concentration of fluridone in the treated water. If the concentration of fluridone is less than 10 ppb, established tree crops, established row crops or turf can be irrigated with Pond Logic WipeOut PondWeed Defense Aquatic Herbicide-treated water.

If the concentrations of fluridone are greater than 5 ppb, tobacco, tomatoes, peppers or other plants within the *Solanaceae* family and newly seeded crops or newly seeded grasses such as over-seeded golf course greens must **NOT** be irrigated with Pond Logic WipeOut PondWeed Defense Aquatic Herbicide-treated water. **Rotation Crops:** Do not plant members of the *Solanaceae* family on land that has been previously irrigated with water containing more than 5 ppb of fluridone. Consult an aquatic specialist prior to commencing irrigation of such sites.

Pilots must use an enclosed cab that meets the definition listed in the WPS for agricultural pesticides [40 CFR 170.305].

Application Sites	Number of Days to Wait After Pond Logic WipeOut PondWeed Defense Aquatic Herbicide Application Before Irrigating with Pond Logic WipeOut PondWeed Defense Aquatic Herbicide-treated Water		
	Established Tree Crops	Established Row Crops/Turf/Plants	Newly Seeded Crops/Seedbed or Areas to be Planted Including Overseeded Golf Course Greens
Ponds and Static Canals (1)	7	30	Assay required
Canals	7	14	Assay required
Lakes and Reservoirs (2)	7	14	Assay required
Dry or Dewatered Canals (3)	0	0	(3)

(1) **Ponds:** For Pond Logic WipeOut PondWeed Defense Aquatic Herbicide labeling purposes, a pond is defined as a body of water 10 acres or less in size.

(2) **Lakes or Reservoirs:** For Pond Logic WipeOut PondWeed Defense Aquatic Herbicide labeling purposes, a lake or reservoir is defined as greater than 10 acres in size. When only one-half or more of the lake or reservoir is treated, follow the Pond and Static Canal precautions. In lakes and reservoirs where one-half or greater of the body of the water is treated, use the pond and static canal irrigation precautions. When applying this product to exposed sediments of aquatic sites such as lakes and reservoirs, follow these time frames prior to using water for irrigation once sites are reflooded.

(3) When this product is applied to exposed sediments of dry or dewatered canals, allow canals to refill for a minimum of 24 hours before using water for irrigation.

WEED RESISTANCE MANAGEMENT

For resistance management, Pond Logic WipeOut PondWeed Defense Aquatic Herbicide contains a Group 12 herbicide. Any weed population may contain or develop plants naturally resistant to Pond Logic WipeOut PondWeed Defense Aquatic Herbicide and other Group 12 herbicides. The resistant biotypes may dominate the weed population if these herbicides are used repeatedly in the same aquatic site. Appropriate resistance-management strategies should be followed.

To delay herbicide resistance take one or more of the following steps:

- Rotate the use of Pond Logic WipeOut PondWeed Defense Aquatic Herbicide [this product] or other Group 12 herbicides within a season sequence or among seasons with different herbicide groups that control the same weeds in listed aquatic sites.
- Use tank mixtures with herbicides from a different group if such use is permitted; where information on resistance in target weed species is available, use the less resistance-prone partner at a rate that will control the target weed(s) equally as well as the more resistance-prone partner. Consult your local extension service if you are unsure as to which active ingredient is currently less prone to resistance.
- Adopt an integrated weed-management program for herbicide use that includes scouting and uses historical information related to herbicide use.
- Scout after herbicide application to monitor weed populations for early signs of resistance development. Indicators of possible herbicide resistance include: (1) failure to control a weed species normally controlled by the herbicide at the dose applied, especially if control is achieved on adjacent weeds; (2) a spreading patch of non-controlled plants of a particular weed species; and (3) surviving weeds mixed with controlled weeds of the same species.
- If a weed pest population continues to progress after treatment with Pond Logic WipeOut PondWeed Defense Aquatic Herbicide, discontinue use of this product and switch to another management strategy or herbicide with a different mode of action ("MOA"), if available.
- Contact your local extension specialist for additional herbicide resistance-management and/or integrated weed-management recommendations for specific resistant weed biotypes.
- Report any incidence of non-performance of this product against a particular weed species to your Airmax Inc. representative. If resistance is suspected, treat weed escapes with an herbicide having a different MOA and/or use non-chemical means to remove escapes, as practical, with the goal of preventing seed production.
- For further information or to report suspected resistance, contact your Airmax Inc. representative.

AQUATIC PLANT INFORMATION

Depending on the use rate, water movement, application timing, weed growth stage and application method, this product will control, partially control or will not control certain aquatic plant species. The table below categorizes the species when this product is applied under ideal application conditions at higher to maximum label rates. When lower rates are used, certain species in the controlled or partially controlled categories will show increased tolerance to this product. Aquatic plants not listed may also be controlled, partially controlled, or be tolerant to Pond Logic WipeOut PondWeed Defense Aquatic Herbicide.

Before applying this product, identify the aquatic plants to determine their susceptibility to Pond Logic WipeOut PondWeed Defense Aquatic Herbicide.

**Vascular Aquatic Plants Controlled
by Pond Logic WipeOut PondWeed Defense Aquatic Herbicide**

Floating Plants	Emersed Plants	Submersed Plants	Shoreline Grasses
common duckweed (<i>Lemna minor</i>)	spatterdock (<i>Nuphar luteum</i>) water-lily (<i>Nymphaea</i> spp.)	bladderwort (<i>Utricularia</i> spp.) common coontail (<i>Ceratophyllum demersum</i>) common elodea (<i>Elodea canadensis</i>) egeria, Brazilian elodea (<i>Egeria densa</i>) fanwort, cabomba (<i>Cabomba caroliniana</i>) hydrilla (<i>Hydrilla verticillata</i>) naiad (<i>Najas</i> spp.) pondweed (<i>Potamogeton</i> spp., except Illinois pondweed) watermilfoil (<i>Myriophyllum</i> spp. except variable-leaf milfoil) Widgeon grass* (<i>Ruppia maritima</i>)	paragrass (<i>Urochloa mutica</i>)

*Not approved for this use in California.

**Vascular Aquatic Plants Partially Controlled
by Pond Logic WipeOut PondWeed Defense Aquatic Herbicide**

Floating Plants	Emersed Plants	Submersed Plants	Shoreline Grasses
common watermeal (<i>Wolffia columbiana</i>)*	alligatorweed (<i>Alternanthera philoxeroides</i>) American lotus (<i>Nelumbo lutea</i>) cattail (<i>Typha</i> spp.) creeping waterprimrose (<i>Ludwigia peploides</i>) parrotfeather (<i>Myriophyllum aquaticum</i>) smartweed (<i>Polygonum</i> spp.) spikerush (<i>Eleocharis</i> spp.) waterpurslane (<i>Ludwigia palustris</i>) watershield (<i>Brasenia schreberi</i>)	Illinois pondweed (<i>Potamogeton illinoensis</i>) limnophila (<i>Limnophila sessiliflora</i>) tapegrass American eelgrass (<i>Vallisneria americana</i>) watermilfoil-variable-leaf milfoil (<i>Myriophyllum heterophyllum</i>)	barnyardgrass (<i>Echinochloa crusgalli</i>) giant cutgrass (<i>Zizaniopsis miliacea</i>) reed canarygrass (<i>Phalaris arundinaceae</i>) southern watergrass (<i>Hydrochloa caroliniensis</i>) torpedograss (<i>Panicum repens</i>)

*Pond Logic WipeOut PondWeed Defense Aquatic Herbicide, when used at the maximum use rate, provides only partial control of this species.

**Vascular Aquatic Plants Not Controlled
by Pond Logic WipeOut PondWeed Defense Aquatic Herbicide***

Floating Plants	Emersed Plants	Shoreline Grasses
waterlettuce (<i>Pistia stratiotes</i>)	American frogbit (<i>Limnobium spongia</i>) arrowhead (<i>Sagittaria</i> spp.) bacopa (<i>Bacopa</i> spp.) big floating heart, banana lily (<i>Nymphoides aquatica</i>) bulrush (<i>Scirpus</i> spp.) floating waterhyacinth (<i>Eichhornia crassipes</i>) pickerelweed, lanceleaf (<i>Pontederia</i> spp.) rush (<i>Juncus</i> spp.) water pennywort (<i>Hydrocotyle umbellata</i>)	maidencane (<i>Panicum hemitomon</i>)

*Note: Pond Logic WipeOut PondWeed Defense Aquatic Herbicide does not control algae (*Chara*, *Nitella* and single-cellular, colonial and filamentous species).

**PREPARATION OF POND LOGIC WIPEOUT PONDWEED DEFENSE AQUATIC HERBICIDE
SPRAY SOLUTIONS**

Determine the amount of area (acres) to be treated. Water depths in the treatment sites should also be known so that the correct application rate is selected.

Use the steps below to prepare spray mixtures of this product:

1. Be sure to shake well the containers of this product before adding to the spray tank during mixing and loading operations.
2. Add 1/2 to 3/4 the required amount of water to the spray tank. Begin agitation of the spray mixture and continue agitation during the mixing operations.
3. Add the required amount of this product to the spray tank during the remainder of the mixing operation.
4. Continue agitation of the spray mixture during the herbicide application operation.

Make surface or subsurface applications using conventional spray equipment. Use weighted trailing hoses to apply this product near the surface of the hydrosol. Make applications with a spray volume of 5 to 100 gallons per acre. A metering system which mixes concentrated Pond Logic WipeOut PondWeed Defense Aquatic Herbicide with water and then introduces this slurry into the suction side of the application equipment may also be used.

Note: This product is not corrosive to application equipment.

Tank Mix Information

Tank mixes of this product with other aquatic herbicides and algaecides may provide greater efficacy and broader weed control or plant selectivity. Refer to the label for the herbicide or algaecide used as a tank mix with Pond Logic WipeOut PondWeed Defense Aquatic Herbicide for use directions, precautions and restrictions. It is the pesticide user's responsibility to ensure that all products in the listed mixtures are registered for the intended use. Users must follow the most restrictive directions for use and precautionary statements of each product in the tank mixture.

DIRECTIONS FOR APPLICATION – PONDS

For additional application rate calculations, refer to the section “How To Calculate Application Rates” at the end of this label.

Average Water Depth of Treatment Site in Feet	Fluid Ounces (or Quarts) of Pond Logic WipeOut PondWeed Defense Aquatic Herbicide per Treated Acre To Achieve Desired Herbicide Concentration		Application Directions
	45 ppb	90 ppb	
1	3.8 fl. oz. (0.12 quarts) (0.12 lb. a.i.)	7.7 fl. oz. (0.24 quarts) (0.24 lb. a.i.)	<p>Apply Pond Logic WipeOut PondWeed Defense Aquatic Herbicide to the entire surface area of the pond.</p> <p>Single Applications: Use the amount of this product listed to give 45 to 90 ppb fluridone in treated water. Higher rates should be used for dense weed infestations, for difficult-to-control species and for smaller ponds (less than 5 acres in size and average water depths of less than 4 feet).</p> <p>Split or Multiple Applications: Use when dilution of the treated water is likely to occur.</p> <p>Do not exceed 90 ppb per annual growth cycle.</p>
2	7.7 fl. oz. (0.24 qt.) (0.24 lb. a.i.)	15.7 fl. oz. (0.49 qt.) (0.49 lb. a.i.)	
3	11.8 fl. oz. (0.37 qt.) (0.37 lb. a.i.)	23.4 fl. oz. (0.73 qt.) (0.73 lb. a.i.)	
4	15.7 fl. oz. (0.49 qt.) (0.49 lb. a.i.)	31.4 fl. oz. (0.98 qt.) (0.98 lb. a.i.)	
5	19.5 fl. oz. (0.61 qt.) (0.61 lb. a.i.)	39.0 fl. oz. (1.22 qts.) (1.22 lbs. a.i.)	
6	23.4 fl. oz. (0.73 qt.) (0.73 lb. a.i.)	46.7 fl. oz. (1.46 qts.) (1.46 lbs. a.i.)	
7	27.2 fl. oz. (0.85 qt.) (0.85 lb. a.i.)	54.4 fl. oz. (1.70 qts.) (1.70 lbs. a.i.)	
8	31.4 fl. oz. (0.98 qt.) (0.98 lb. a.i.)	62.4 fl. oz. (1.95 qts.) (1.95 lbs. a.i.)	
9	35.2 fl. oz. (1.1 qts.) (1.1 lbs. a.i.)	70.1 fl. oz. (2.19 qts.) (2.19 lbs. a.i.)	
10	39.0 fl. oz. (1.22 qts.) (1.22 lbs. a.i.)	78.1 fl. oz. (2.44 qts.) (2.44 lbs. a.i.)	

DIRECTIONS FOR APPLICATION – LAKES AND RESERVOIRS

This product may be used for treatment of both whole lakes and reservoirs and partial areas of lakes or reservoirs (bays and coves). Target weeds in partial lake and reservoir treatments which are at least 5 acres in size are more effectively treated with this product than smaller size areas. Smaller treatment areas (less than 5 acres) or narrow strips such as boat trails or shorelines may not produce satisfactory results as Pond Logic WipeOut PondWeed Defense Aquatic Herbicide may be diluted with untreated water. Due to a number of environmental factors, rate ranges are provided. Select the rates and application methods based on the specific goals of the aquatic plant management program at each different site.

Whole Lake or Reservoir Treatments (Limited or No Water Discharge)

Single Application to Whole Lakes or Reservoirs: Apply this product at an application rate of between 10 and 90 ppb. Consult the table below for the amount of this product required to achieve these concentrations in the treated water. Rates should be based on the goals of the aquatic plant management program.

If control of **Eurasian watermilfoil** and **curlyleaf pondweed** is desired or for greater plant selectivity, use an application rate lower in the range. For other plant species, contact an aquatic specialist to help determine when to choose lower application rate.

The higher rates within the rate range can be used when dense weed infestations are present or when treating hard-to-control weed species. Additional applications may be required to control more difficult-to-control species or when dilution of the treatment concentration has occurred such as from a heavy rainfall. If multiple applications are made, do not exceed 150 ppb (the sum of all applications) per annual growth cycle. Read the directions below on Split or Multiple Applications. For additional application rate calculations, refer to the section "How To Calculate Application Rates" at the end of this label.

Rates for Single Application of Pond Logic WipeOut PondWeed Defense Aquatic Herbicide

Average Water Depth at Treatment Site in Feet	Fluid Ounces (or Quarts) of Pond Logic WipeOut PondWeed Defense Aquatic Herbicide per Treated Acre To Achieve Desired Herbicide Concentration	
	10 ppb	90 ppb
1	1.0 fl. oz. (0.03 quart) (0.03 lb. a.i.)	7.7 fl. oz. (0.24 quart) (0.24 lb. a.i.)
2	1.6 fl. oz. (0.05 qt.) (0.05 lb. a.i.)	15.7 fl. oz. (0.49 qt.) (0.49 lb. a.i.)
3	2.6 fl. oz. (0.08 qt.) (0.08 lb. a.i.)	23.4 fl. oz. (0.73 qt.) (0.73 lb. a.i.)
4	3.2 fl. oz. (0.11 qt.) (0.11 lb. a.i.)	31.4 fl. oz. (0.98 qt.) (0.98 lb. a.i.)
5	4.5 fl. oz. (0.14 qt.) (0.14 lb. a.i.)	39.0 fl. oz. (1.22 qts.) (1.22 lbs. a.i.)
6	5.1 fl. oz. (0.16 qt.) (0.16 lb. a.i.)	46.7 fl. oz. (1.46 qts.) (1.46 lbs. a.i.)
7	6.1 fl. oz. (0.19 qt.) (0.19 lb. a.i.)	54.4 fl. oz. (1.70 qts.) (1.70 lbs. a.i.)
8	7.0 fl. oz. (0.22 qt.) (0.22 lb. a.i.)	62.4 fl. oz. (1.95 qts.) (1.95 lbs. a.i.)
9	7.6 fl. oz. (0.24 qt.) (0.24 lb. a.i.)	70.1 fl. oz. (2.19 qts.) (2.19 lbs. a.i.)
10	8.6 fl. oz. (0.27 qt.) (0.27 lb. a.i.)	78.1 fl. oz. (2.44 qts.) (2.44 lbs. a.i.)
11	9.6 fl. oz. (0.30 qt.) (0.30 lb. a.i.)	86.0 fl. oz. (2.68 qts.) (2.68 lbs. a.i.)
12	10.2 fl. oz. (0.32 qt.) (0.32 lb. a.i.)	93.8 fl. oz. (2.93 qts.) (2.93 lbs. a.i.)

Average Water Depth at Treatment Site in Feet	Fluid Ounces (or Quarts) of Pond Logic WipeOut PondWeed Defense Aquatic Herbicide per Treated Acre To Achieve Desired Herbicide Concentration	
	10 ppb	90 ppb
13	11.2 fl. oz. (0.35 qt.) (0.35 lb. a.i.)	101.4 fl. oz. (3.17 qts.) (3.17 lbs. a.i.)
14	12.1 fl. oz. (0.38 qt.) (0.38 lb. a.i.)	109.4 fl. oz. (3.42 qts.) (3.42 lbs. a.i.)
15	13.1 fl. oz. (0.41 qt.) (0.41 lb. a.i.)	117.1 fl. oz. (3.66 qts.) (3.66 lbs. a.i.)
16	13.8 fl. oz. (0.43 qt.) (0.43 lb. a.i.)	124.8 fl. oz. (3.90 qts.) (3.90 lbs. a.i.)
17	14.7 fl. oz. (0.46 qt.) (0.46 lb. a.i.)	132.2 fl. oz. (4.15 qts.) (4.15 lbs. a.i.)
18	15.7 fl. oz. (0.49 qt.) (0.49 lb. a.i.)	140.5 fl. oz. (4.39 qts.) (4.39 lbs. a.i.)
19	16.3 fl. oz. (0.51 qt.) (0.51 lb. a.i.)	148.2 fl. oz. (4.63 qts.) (4.63 lbs. a.i.)
20	17.3 fl. oz. (0.54 qt.) (0.54 lb. a.i.)	156.2 fl. oz. (4.88 qts.) (4.88 lbs. a.i.)

Split or Multiple Applications to Whole Lakes or Reservoirs: If the goal of the aquatic plant management program is to use the lowest effective rate and to maintain a low herbicide concentration for sufficient time to ensure efficacy and enhanced selectivity, split or multiple application programs are appropriate.

However, water analyses using ELISA (or other analyses) must be carried out to ensure that the water is treated at an initial application rate of 6 to 50 ppb. Continue split applications to maintain a sufficient concentration of fluridone for a minimum of 45 days or longer. **As with single applications, to control Eurasian watermilfoil and curlyleaf pondweed and to provide greater plant selectivity, use an application rate lower in the rate range.** For other weed species, contact an aquatic specialist to help determine when to choose lower application rate.

A single application at no more than 20 ppb may be made to lakes or reservoirs containing functional potable water intakes within 1/4 mile of these functioning potable water intakes. Do not apply more than 150 ppb (sum of all applications) per annual growth cycle.

Partial Lake or Reservoir Treatments

If the chance of dilution of Pond Logic WipeOut PondWeed Defense Aquatic Herbicide with untreated water is expected in partial lake or reservoir treatments, using split or multiple applications may extend the herbicide contact time with the target weeds. Use higher application rates and more frequent applications if the likelihood of untreated water diluting the Pond Logic WipeOut PondWeed Defense Aquatic Herbicide concentration in the treatment area is anticipated.

Refer to the table below for additional application instructions and for use rates. For additional application rate calculations, refer to the section "How To Calculate Application Rates" at the end of this label.

Partial Lake or Reservoir Treatment Site	Rates and Instructions
Treatment Areas Greater Than 1/4 Mile from a Functioning Potable Water Intake	Single applications: Apply this product at 30 to 150 ppb. Split or multiple applications: Do not exceed 150 ppb (total of all applications) per annual growth cycle. If split applications are made, maintain a sufficient concentration in the target area for a period of 45 days or longer. Use the ELISA or other analyses to ensure that the desired concentration of fluridone is maintained over time.
Treatment Areas Within 1/4 Mile of a Functioning Potable Water Intake	One may apply a concentration of greater than 20 ppb if the application is made at least 1/4 mile or more from the functioning potable water intake. Application rates of less than 20 ppb may be made within 1/4 mile of the potable water intake but use ELISA or other methods to verify that the fluridone concentration does not exceed 150 ppb at the potable water intake.

Application to Sediments of Dry or Dewatered Aquatic Sites

For applications of Pond Logic WipeOut PondWeed Defense Aquatic Herbicide to sediments of dry or dewatered aquatic sites, including exposed sediments of lakes and reservoirs, irrigation canals, non-irrigation canals and drainage canals, apply a maximum of 2 quarts of this product (2 lbs. a.i.) per surface acre per annual growth cycle. Apply Pond Logic WipeOut PondWeed Defense Aquatic Herbicide evenly to the sediment surface, with a minimum spray solution of 30 to 100 gallons per surface acre. High levels of organic matter in treated sediments may reduce efficacy. Pond Logic WipeOut PondWeed Defense Aquatic Herbicide may be applied with other aquatic herbicides labeled for this use.

DIRECTIONS FOR APPLICATION – DRAINAGE CANALS AND IRRIGATION CANALS

For additional application rate calculations, refer to the section “How To Calculate Application Rates” at the end of this label.

Application Site	Rates and Instructions
Static Canals	1-2 quarts of product (1-2 lbs. a.i.) per treated acre
Moving Water Canals	Optimum performance will be achieved when water flow is restricted or reduced. For slowly moving bodies of water, apply using techniques that maintain the fluridone concentration at 15-40 ppb for at least 45 days. Use split or multiple broadcast applications (or metering methods) to ensure a uniform concentration of fluridone. Use the ELISA or other analyses to ensure that the desired concentration of fluridone is maintained over time.
Static or Moving Water Canals Containing a Functioning Potable Water Intake	One may apply a concentration of greater than 20 ppb Pond Logic WipeOut PondWeed Defense Aquatic Herbicide at least 1/4 mile or greater from the functioning potable water intake. Application rates of less than 20 ppb may be made within 1/4 mile of the potable water intake but use ELISA or other methods to verify that the fluridone concentration does not exceed 150 ppb at the potable water intake.

HOW TO CALCULATE APPLICATION RATES

Ponds, Lakes and Reservoirs: Use the calculation below to determine the amount in fluid ounces of this product to be applied per acre to provide the desired ppb concentration of fluridone in the treated water:

$$\text{Fluid Ounces of Pond Logic WipeOut PondWeed Defense Aquatic Herbicide required per treated acre} = (\text{average water depth of treatment site in feet}) \times (\text{desired ppb concentration of fluridone}) \times 0.0027 \times 32$$

As an example, the calculation to determine the number of fluid ounces of this product needed to treat one acre for a herbicide concentration of 45 ppb fluridone at a site where the average water depth is 3 feet is shown as follows:

$$3 \times 45 \times 0.0027 \times 32 = 11.7 \text{ fl. oz. per treated acre}$$

Note: Fluid ounces can be converted to quarts by dividing the number of fluid ounces by 32. For example,
 $11.7 \text{ fl. oz.} \div 32 = 0.37 \text{ quarts}$

Make sure that the calculated rate does not exceed the maximum allowable rate in pints (or quarts) per treated acre for the water depth listed in the application rate tables for the sites to be treated.

Moving Water Drainage and Irrigation Canals: Calculate the amount of this product in quarts required for the proposed application through a metering system to provide the desired ppb concentration of fluridone in the treated water as follows:

1. Determine the Cubic Feet per Second as follows:

$$\begin{aligned} \text{CFS (cubic feet per second)} &= \\ \text{Average flow rate (feet per second)} \times \text{average canal width (feet)} \times \text{average canal depth (feet)} \times 0.9 \end{aligned}$$

2. Calculate the Water Movement in Acre-Feet per Day:

$$\text{Water movement in acre-feet per day} = \text{CFS} \times 1.98$$

3. Amount of Pond Logic WipeOut PondWeed Defense Aquatic Herbicide required:

$$\begin{aligned} \text{Acre-feet per day} \times \text{desired ppb} \times 0.0027 &= \\ \text{Quarts of Pond Logic WipeOut PondWeed Defense Aquatic Herbicide required per day} \end{aligned}$$

STORAGE AND DISPOSAL

Do not contaminate water, food or feed by storage or disposal.

PESTICIDE STORAGE: Store only in original container. Do not store near feed or foodstuffs. In case of leak or spill, use absorbent materials to contain liquids and dispose as waste.

PESTICIDE DISPOSAL: Wastes resulting from use of this product must be used according to label directions or disposed of at an approved waste disposal facility.

CONTAINER HANDLING: Nonrefillable container; do not reuse or refill this container. Triple rinse (or equivalent) container promptly after emptying.

[Nonrefillable container ≤ 5 gallons:] Triple rinse as follows: Empty the remaining contents into application equipment or a mix tank and drain for 10 seconds after the flow begins to drip. Fill the container 1/4 full with water and recap. Shake for 10 seconds. Pour rinsate into application equipment or a mix tank or store rinsate for later use or disposal. Drain for 10 seconds after the flow begins to drip. Repeat this procedure two more times. Then offer for recycling if available or puncture and dispose of in a sanitary landfill, or by incineration, or, if allowed by state and local authorities, by burning. If burned, stay out of smoke.

[Nonrefillable container > 5 gallons:] Triple rinse as follows: Empty the remaining contents into application equipment or a mix tank. Fill the container 1/4 full with water. Replace and tighten closures. Tip container on its side and roll it back and forth, ensuring at least one complete revolution, for 30 seconds. Stand the container on

its end and tip it back and forth several times. Turn the container over onto its other end and tip it back and forth several times. Empty the rinsate into application equipment or a mix tank or store rinsate for later use or disposal. Repeat this procedure two more times. Then offer for recycling if available or puncture and dispose of in a sanitary landfill, or by incineration, or, if allowed by state and local authorities, by burning. If burned, stay out of smoke.

CONDITIONS OF SALE AND LIMITATION OF WARRANTY AND LIABILITY

To the extent consistent with applicable law, upon purchase or use of this product, purchaser and user agree to the following terms:

Warranty: Airmax Inc. (the Company) warrants that this product conforms to the chemical description on the label in all material respects and is reasonably fit for the purpose referred to in the directions for use, subject to the exceptions noted below, which are beyond the Company's control. To the extent consistent with applicable law, the Company makes no other representation or warranty, express or implied, concerning the product, including no implied warranty of merchantability or fitness for a particular purpose. To the extent consistent with applicable law, no such warranty shall be implied by law, and no agent or representative is authorized to make any such warranty on the Company's behalf.

Terms of Sale: The Company's directions for use of this product must be followed carefully. It is impossible to eliminate all risks inherently associated with use of this product. Crop injury, ineffectiveness or other unintended consequences may result because of such factors as weather conditions, presence of other materials and the manner of use or application (including failure to adhere to label directions), all of which are beyond the Company's control. To the extent consistent with applicable law, all such risks are assumed by the user.

Limitation of Liability: To the extent consistent with applicable law, the exclusive remedy against the Company for any cause of action relating to the handling or use of this product is a claim for damages, and in no event shall damages or any other recovery of any kind exceed the price of the product which caused the alleged loss, damage, injury or other claim. To the extent consistent with applicable law, under no circumstances shall the Company be liable for any special, indirect, incidental or consequential damages of any kind, including loss of profits or income. Some states do not allow the exclusion or limitation of incidental or consequential damages.

The Company and the seller offer this product, and the purchaser and user accept this product, subject to the foregoing warranty, terms of sale and limitation of liability, which may be varied or modified only by an agreement in writing signed on behalf of the Company by an authorized representative.

Avast!® SC and Sonar® A.S. are registered trademarks of SePRO Corp.
Pond Logic®, Airmax® and PondWeed Defense® are registered trademarks of Airmax Inc.
WipeOut™ is a trademark of Airmax Inc.

{Marketing Statements}

An herbicide for management of aquatic vegetation in fresh water ponds, lakes, reservoirs, potable water sources, drainage canals and irrigation canals.

Pond Logic WipeOut PondWeed Defense Aquatic Herbicide contains fluridone, the same active ingredient found in Sonar® A.S. and Avast!® SC Aquatic Herbicide.

Pond Logic WipeOut PondWeed Defense Aquatic Herbicide is not manufactured or distributed by SePRO Corp., the manufacturer and seller of Sonar® A.S. and Avast!® SC Aquatic Herbicide.

Common Weeds Controlled {select from listed weeds}

See booklet for a complete list of weeds controlled by Pond Logic WipeOut PondWeed Defense Aquatic Herbicide

3.8 fl. oz. treats a 1/8 surface acre pond with an average depth of 4 feet {90 ppb application rate}

3.8 fl. oz. treats up to a 1/4 surface acre pond with an average depth of 4 feet {45 ppb application rate}

7.7 fl. oz. treats a 1/4 surface acre pond with an average depth of 4 feet {90 ppb application rate}


7.7 fl. oz. treats up to a 1/2 surface acre pond with an average depth of 4 feet {45 ppb application rate}

15.7 fl. oz. treats a 1/2 surface acre pond with an average depth of 4 feet {90 ppb application rate}
 15.7 fl. oz. treats up to a 1 surface acre pond with an average depth of 4 feet {45 ppb application rate}
 23.4 fl. oz. treats a 3/4 surface acre pond with an average depth of 4 feet {90 ppb application rate}
 23.4 fl. oz. treats up to a 1.5 surface acre pond with an average depth of 4 feet {45 ppb application rate}
 31.4 fl. oz. treats a 1 surface acre pond with an average depth of 4 feet {90 ppb application rate}
 31.4 fl. oz. treats up to a 2 surface acre pond with an average depth of 4 feet {45 ppb application rate}
 1 gallon treats a 4 surface acre pond with an average depth of 4 feet {90 ppb application rate}
 1 gallon treats up to an 8 surface acre pond with an average depth of 4 feet {45 ppb application rate}


{Note: "This product" or "this product", as appropriate, may be substituted for "Pond Logic WipeOut PondWeed Defense Aquatic Herbicide" in the body of the label at the discretion of the registrant.}

{End of Marketing Statements}

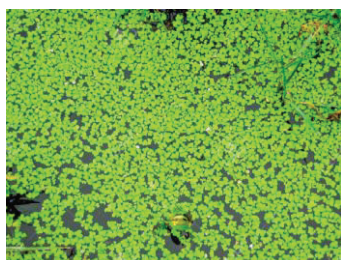
{Graphics}



[Bladderwort]



[Coontail]




[Duckweed]




[Fanwort/Cabomba]




[Hydrilla & Elodea]




[Lily Pads]



[Naiad]



[Pondweeds]



[Spatterdock]



[Watermilfoils]

{End of Graphics}

[] Denotes alternate/optional language

{ } Denotes language intended to clarify or describe label elements and will not appear on the market labeling

[EPA Approval Date]