



UNITED STATES ENVIRONMENTAL PROTECTION AGENCY
WASHINGTON, D.C. 20460

OFFICE OF CHEMICAL SAFETY
AND POLLUTION PREVENTION

December 2, 2021

Fabiana Ahumada
Global Director of Health and Wellness
BetaTec Hop Products, Inc.
5185 MacArthur Boulevard,
NW Suite 300
Washington, DC 20016-3341

Subject: Non-PRIA (Pesticide Registration Improvement Act) Labeling Amendment – Changes to directions for use and minor clarifications.
Product Name: Hopguard³
EPA Registration Number: 83623-2
Application Date: 09/09/2021
OPP Submission Number: 1075078
OPP Case Number: 00321566

Dear Ms. Ahumada:

The amended labeling referred to above, submitted in connection with registration under the Federal Insecticide, Fungicide, and Rodenticide Act (FIFRA), as amended, is acceptable.

This approval does not affect any terms or conditions that were previously imposed on this registration. You continue to be subject to existing terms or conditions on your registration and any deadlines connected with them.

A stamped copy of your labeling is enclosed for your records. This labeling supersedes all previously accepted labeling. You must submit one (1) copy of the final printed labeling before you release this product for shipment with the new labeling. In accordance with 40 CFR § 152.130(c), you may distribute or sell this product under the previously approved labeling for 18 months from the date of this letter. After 18 months, you may only distribute or sell this product if it bears this new revised labeling or subsequently approved labeling. "To distribute or sell" is defined under FIFRA section 2(gg) and its implementing regulation at 40 CFR § 152.3.

Should you wish to add/retain a reference to your company's website on your label, then please be aware that the website becomes labeling under FIFRA and is subject to review by the U.S. Environmental Protection Agency (EPA). If the website is false or misleading, the product will be considered to be misbranded and sale or distribution of the product is unlawful under FIFRA section 12(a)(1)(E). 40 CFR § 156.10(a)(5) lists examples of statements the EPA may consider false or misleading. In addition, regardless of whether a website is referenced on your product's label, claims

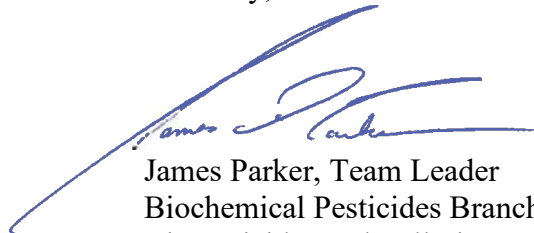
Page 2 of 2
EPA Reg. No. 83623-2
OPP Decision No. 1075078

made on the website may not substantially differ from those claims approved through the registration process. Therefore, should the EPA find or if it is brought to our attention that a website contains false or misleading statements or claims substantially differing from the EPA-approved registration, the website will be referred to the EPA's Office of Enforcement and Compliance Assurance.

Your release for shipment of this product constitutes acceptance of these terms. If these terms are not complied with, this registration will be subject to cancellation in accordance with FIFRA section 6.

If you have any questions, please contact Sydnie Hetzel by phone at (202) 566-1606 or via email at Hetzel.sydnie@epa.gov.

Sincerely,

A handwritten signature in blue ink, appearing to read "James Parker", is written over a large, sweeping blue line that extends from the left side of the page towards the center.

James Parker, Team Leader
Biochemical Pesticides Branch
Biopesticides and Pollution
Prevention Division (7511P)
Office of Pesticide Programs

Enclosure

ACCEPTED

Dec 02, 2021

Under the Federal Insecticide, Fungicide and Rodenticide Act as amended, for the pesticide registered under EPA Reg. No. 83623-2

BetaTec
hop products



HOPGUARD^{®3}

For use in beehives to control Varroa mites (*Varroa destructor*) on honey bees

ACTIVE INGREDIENTS: BY WEIGHT
Potassium Salt of Hop Beta Acids.....16.0%

INERT INGREDIENTS:84.0%
TOTAL 100.0%

Lot no:

KEEP OUT OF REACH OF CHILDREN

DANGER

PRECAUTIONARY STATEMENTS

Hazards to Humans and Domestic Animals

Danger: Corrosive. Causes irreversible eye damage. Do not get in eyes or on clothing. Wear appropriate eyewear such as goggles, face shield, or safety glasses. Wash thoroughly with soap and water after handling and before eating, drinking, chewing gum, using tobacco or using the toilet. Remove and wash contaminated clothing before reuse.

FIRST AID

IF IN EYES: Hold eyelids open and flush with a steady, gentle stream of water for 15-20 minutes. Remove contact lenses, if present, after the first 5 minutes, then continue rinsing eye. Call a poison control center or doctor for advice

IF ON SKIN OR CLOTHING: Take off contaminated clothing. Rinse skin immediately with plenty of water for 15-20 minutes. Call a poison control center or doctor for further treatment advice.

IF SWALLOWED: Call a poison control center or doctor immediately for treatment advice. Have person sip a glass of water if able to swallow. Do not induce vomiting unless told to do so by poison control center or doctor. Do not give anything by mouth to an unconscious person.


Have the product container or label with you when calling a poison control center or doctor, or going for treatment. You may also contact 1-800-858-7378 for emergency medical treatment

For general information on product use, etc., call the National Pesticides Information Center at 800-858-7378. For emergencies, call the poison control center 1-800-222-1222.

Note to Physician: {"Probable mucosal damage may contraindicate the use of gastric lavage". See label back panel for additional precautionary statements.

efficient by nature™

NET CONTENTS:

Each  **HOPGUARD³** kit contains 10, 24 or 312 cardboard strips. Each strip is folded in half and contains 0.14 ounces (4.0 grams) of potassium salts of hop beta acids. Therefore, each kit contains either 1.41 ounces (40.0 grams); 3.4 ounces (96.0 grams) or 44.2 ounces (1,256 grams) of potassium salts of hop beta acids.

EPA Reg. No. 83623-2

Manufactured for BetaTec Hop Products Inc., A Division of John I. Haas, Inc. 1600 River Road, Yakima, WA 98902. Packaged by Mann Lake Ltd., 501 1st Street South, Hackensack, MN 56452 USA (EPA Establishment Number 61671-MN-001). (Phone Mann Lake at 800-880-7694 for product assistance)

PERSONAL PROTECTION EQUIPMENT (PPE): Applicators and other handlers must wear appropriate protective eyewear, such as face shield or goggles long sleeved shirt and long pants, waterproof gloves and shoes plus socks.


USER SAFETY RECOMMENDATIONS: Users must:

- Wash hands before eating, drinking, chewing gum, using tobacco or using the toilet.
- Remove clothing immediately if pesticide gets inside. Then wash thoroughly and put on clean clothing.
- Remove PPE immediately after handling this product. Wash the outside of gloves before removing. As soon as possible, wash thoroughly and change into clean clothing.


DIRECTIONS FOR USE


It is a violation of Federal Law to use this product in a manner inconsistent with its labeling.

Colony- Strips are to be placed only in the brood chamber (not in the honey super). Apply one strip per five frames covered with bees, spaced evenly in the cluster. Unfold the strips and hang them over the top bars of brood frames, with at least two frames between each strip. If using a second strip, space it within 2 frames between strips. Strips must be hung between the frames to provide the best contact with the bees. Do not lay the strips on top of the frames.

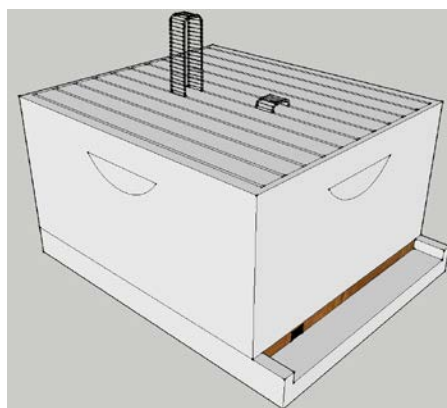
 **HOPGUARD³** is safe to use during honey flow without any risk of disrupting nectar foraging or tainting the honey Honey or wax may only be harvested from the honey supers, not the treated brood chambers.

The temperature range should be above 55° F (13° C) and under 100° F (38° C.)

Application timing:  **HOPGUARD³** is most efficacious when colonies have the least amount of brood. Spring-Summer: treat colonies, nucs and newly installed packages to reduce mite levels and boost colony growth. To increase its efficacy in colonies engaged in brood rearing, apply consecutive treatments 2 weeks apart (back to back). If mite levels remain high, apply another treatment. When treating colonies under high temperature and humidity conditions, open hive entrance fully; remove inner covers (if present), open screened bottom boards (if present) and insert a rim or spacer under the lid. This will help the hive regulate temperature and humidity during treatment.

Fall: treat colonies to eliminate phoretic mites as the colony is winding down brood rearing, since efficacy increases when less brood is present.  **HOPGUARD³** effectively reduces phoretic mite levels. To increase its efficacy, apply consecutive treatments 2 weeks apart (back to back). If mite levels remain high, apply another treatment before overwintering. Leave strips in the hive for 14 days and no later than 30 days.

Frames of Bees	1-5	6-10	11-15	16-20
# of Strips	1	2	3	4



Packaged Bees: For treatment of newly installed bee packages, insert one strip in the middle of the cluster within 8 days of installation for a clean start. As the colony grows, mite levels will increase and late summer and fall treatments will be necessary for colony health.

RESISTANCE MANAGEMENT


Varroa mite populations can become resistant to pesticides. Resistance development is affected by both the frequency of application and rate/dose of application. After an application, the more susceptible pests die and the less susceptible ones survive, mate with other survivors, and reproduce. Most of the ensuing offspring inherit the parental resistance. Additional applications continue to kill only the remaining susceptible individuals. Continued reliance on a single class of miticide or miticide with the same mode of action will select for resistant individuals which will dominate the mite population in subsequent generations. In order to prevent resistance development and to maintain the usefulness of individual pesticides, the adoption of an appropriate resistance management strategy is vital. The Mode of Action (MOA) for hop beta acids is undefined at this time; however, it may cause death by asphyxiation by penetration of the pest's thin exoskeleton.

To delay resistance:



- When possible, rotate the use of miticides to reduce selection pressure as compared to repeatedly using the same product, mode of action or chemical class. If multiple applications are required, use a different mode of action each time before returning to a previously-used one.

- Base miticide use on Integrated Pest Management (IPM). This includes proper pest identification, monitoring for locality, specific economic threshold and economic injury levels, record keeping, and utilizing all available control practices (cultural, biological and chemical).
- Maximize efficacy by following all label instructions including dosage and timing of application.
- Continually monitor treated populations for development of miticide resistance and report suspected resistance to local extension specialists.
- Contact your local extension specialist for additional pesticide resistance/management recommendations and/or IPM recommendations for your specific location.
- For further information or to report suspected resistance contact your local extension specialist.
- Remove strips if still in the hive after 30 days.

RESTRICTIONS

- For in-hive use only.
- Maximum rate = 2 strips per brood chamber per application (i.e., one strip per five frames covered with bees).
- Leave the strips in the hive for 14 days and no later 30 days.
- Use  **HOPGUARD**³ up to 4 times per year.

STORAGE AND DISPOSAL

Opened packages can be stored up to two months in a tightly sealed container, kept in a cool-dark area and used within this time. Unused product must either be returned to the manufacturer or distributor in unopened containers or disposed of in accordance with the Resource Conservation Recovery Act. Unused  **HOPGUARD**³ strips, packaging material and residual liquid in the package, and used  **HOPGUARD**³ strips are non-hazardous waste per EPA definition and should be disposed of as non-hazardous solid waste per RCRA (i.e. place in garbage bag and dispose in landfill).