



U.S. ENVIRONMENTAL PROTECTION AGENCY
Office of Pesticide Programs
Registration Division (7505T)
1200 Pennsylvania Ave., N.W.
Washington, D.C. 20460

EPA Reg. Number:

83529-306

Date of Issuance:

11/6/24

NOTICE OF PESTICIDE:

☒ Registration
☐ Reregistration
(under FIFRA, as amended)

Term of Issuance:

Unconditional

Name of Pesticide Product:

Sharda Dinotefuran 70% SG

Name and Address of Registrant (include ZIP Code):

Sharda USA LLC
7217 Lancaster Pike, Suite A
Hockessin, Delaware 19707

Note: Changes in labeling differing in substance from that accepted in connection with this registration must be submitted to and accepted by the Registration Division prior to use of the label in commerce. In any correspondence on this product always refer to the above EPA registration number.

On the basis of information furnished by the registrant, the above named pesticide is hereby registered under the Federal Insecticide, Fungicide, and Rodenticide Act (FIFRA).

Registration is in no way to be construed as an endorsement or recommendation of this product by the Agency. In order to protect health and the environment, the Administrator, on his motion, may at any time suspend or cancel the registration of a pesticide in accordance with the Act. The acceptance of any name in connection with the registration of a product under this Act is not to be construed as giving the registrant a right to exclusive use of the name or to its use if it has been covered by others.

This product is unconditionally registered in accordance with FIFRA section 3(c)(5) provided that you:

1. Submit and/or cite all data required for registration/reregistration/registration review of your product when the Agency requires all registrants of similar products to submit such data.

Continues page 2

Signature of Approving Official:

Melissa Bridges, Product Manager 07
Invertebrate-Vertebrate Branch III, Registration Division (7505T)

Date:

11/6/24

2. Make the following label changes before you release the product for shipment:
 - Revise the EPA Registration Number to read, “EPA Reg. No. 83529-306.”
3. Submit one copy of the final printed label for the record before you release the product for shipment.

Should you wish to add/retain a reference to the company’s website on your label, then please be aware that the website becomes labeling under FIFRA and is subject to review by the Agency. If the website is false or misleading, the product would be misbranded and unlawful to sell or distribute under FIFRA section 12(a)(1)(E). 40 CFR 156.10(a)(5) lists examples of statements EPA may consider false or misleading. In addition, regardless of whether a website is referenced on your product’s label, claims made on the website may not substantially differ from those claims approved through the registration process. Therefore, should the Agency find or if it is brought to our attention that a website contains false or misleading statements or claims substantially differing from the EPA approved registration, the website will be referred to the EPA’s Office of Enforcement and Compliance.

If these conditions are not complied with, the registration will be subject to cancellation in accordance with FIFRA section 6. Your release for shipment of the product constitutes acceptance of these conditions. A stamped copy of the label is enclosed for your records.

The record for this product currently contains the following CSF(s):

- Basic CSF dated 11/1/2024

If you have any questions, please contact Scott Campbell at campbell.scott@epa.gov

Enclosure

[MASTER LABEL]

DINOTEFURAN GROUP 4A INSECTICIDE

Sharda Dinotefuran 70% SG

ABN: Daiji, Daiki

For control of sucking and chewing insects infesting agricultural crops, on ornamental plants grown in outdoor commercial, recreational, and residential production, and turfgrass in outdoor commercial, recreational, and residential sites.

ACTIVE INGREDIENT:	WT. BY %
Dinotefuran, N-methyl-N'-nitro-N''-((tetrahydro-3-furyl)methyl)guanidine.....	70.00%
OTHER INGREDIENTS:.....	30.00%
TOTAL:	100.00%

Contains 0.70 lb. active ingredient dinotefuran per pound of formulation.

KEEP OUT OF REACH OF CHILDREN

CAUTION/PRECAUCIÓN

Si usted no entiende la etiqueta, busque a alguien para que se la explique a usted en detalle.
(If you **DO NOT** understand this label, find someone to explain it to you in detail.)

FIRST AID	
IF ON SKIN OR CLOTHING:	<ul style="list-style-type: none"> Take off contaminated clothing. Rinse skin immediately with plenty of water for 15-20 minutes. Call a poison control center or doctor for treatment advice.
IF SWALLOWED:	<ul style="list-style-type: none"> Call a poison control center or doctor immediately for treatment advice. DO NOT induce vomiting unless told to do so by a poison control center or doctor. Have person sip a glass of water if able to swallow. DO NOT give anything by mouth to an unconscious person.
IF IN EYES:	<ul style="list-style-type: none"> Hold eye open and rinse slowly and gently with water for 15-20 minutes. Remove contact lenses, if present, after the first five minutes, then continue rinsing. Call a poison control center or doctor immediately for treatment advice.
IF INHALED:	<ul style="list-style-type: none"> Move person to fresh air. If person is not breathing, call 911 or an ambulance, then give artificial respiration, preferably mouth-to-mouth, if possible. Call a poison control center or doctor immediately for treatment advice.
HOTLINE NUMBER	
Have the product container or label with you when calling a poison control center or doctor or going for treatment. For emergency information concerning this product, call your poison control center at 1-800-222-1222 . For general information about this product, contact the National Pesticides Information Center (NPIC) at 1-800-858-7378 , Monday through Friday, 8 AM to 12 PM PST, or at http://npic.orst.edu .	

[Optional referral statements when booklets and container labels are used:]

[See label booklet for [complete] [additional] [First Aid,] [Precautionary Statements], [Directions For Use], and [Storage and Disposal].]

Manufactured for:

Sharda USA LLC7217 Lancaster Pike, Suite A
Hockessin, Delaware 19707**ACCEPTED****11/06/2024**Under the Federal Insecticide, Fungicide
and Rodenticide Act as amended, for the
pesticide registered under
EPA Reg. No. 83529-306EPA Reg No. 83529-XXX
EPA Est. No. XXXXX-XX-XXX

Net Contents: _____ Lbs. [Kg.]

[SUBLABEL A: AGRICULTURAL USE LABEL]

DINOTEFURAN GROUP 4A INSECTICIDE

Sharda Dinotefuran 70% SG

ABN: Daiji

For control of listed sucking and chewing insects infesting berry and small fruit (subgroup 13-07F, except fuzzy kiwifruit and Subgroup 13-07H, except strawberry), cotton, cucurbits, fruiting vegetables, head & stem brassica, leafy brassica greens and turnip greens, leafy vegetables, onion, bulb (subgroup 3-07A), onion, green (subgroup 3-07B), peach and nectarine, tuberous and corm vegetables (subgroup 1C), and watercress.

WT. BY %

ACTIVE INGREDIENT:

Dinotefuran, N-methyl-N'-nitro-N''-((tetrahydro-3-furyl)methyl)guanidine.....70.00%

OTHER INGREDIENTS:.....30.00%**TOTAL:**100.00%

Contains 0.70 lb. active ingredient dinotefuran per pound of formulation.

KEEP OUT OF REACH OF CHILDREN

CAUTION/PRECAUCIÓN

Si usted no entiende la etiqueta, busque a alguien para que se la explique a usted en detalle.
(If you **DO NOT** understand this label, find someone to explain it to you in detail.)

FIRST AID

IF ON SKIN OR CLOTHING:	<ul style="list-style-type: none"> Take off contaminated clothing. Rinse skin immediately with plenty of water for 15-20 minutes. Call a poison control center or doctor for treatment advice.
IF SWALLOWED:	<ul style="list-style-type: none"> Call a poison control center or doctor immediately for treatment advice. DO NOT induce vomiting unless told to do so by a poison control center or doctor. Have person sip a glass of water if able to swallow. DO NOT give anything by mouth to an unconscious person.
IF IN EYES:	<ul style="list-style-type: none"> Hold eye open and rinse slowly and gently with water for 15-20 minutes. Remove contact lenses, if present, after the first five minutes, then continue rinsing. Call a poison control center or doctor immediately for treatment advice.
IF INHALED:	<ul style="list-style-type: none"> Move person to fresh air. If person is not breathing, call 911 or an ambulance, then give artificial respiration, preferably mouth-to-mouth, if possible. Call a poison control center or doctor immediately for treatment advice.

HOTLINE NUMBER

Have the product container or label with you when calling a poison control center or doctor or going for treatment. For emergency information concerning this product, call your poison control center at **1-800-222-1222**. For general information about this product, contact the National Pesticides Information Center (NPIC) at **1-800-858-7378**, Monday through Friday, 8 AM to 12 PM PST, or at <http://npic.orst.edu>.

[Optional referral statements when booklets and container labels are used:]

[See label booklet for [complete] [additional] [First Aid,] [Precautionary Statements], [Directions For Use], and [Storage and Disposal].]

Manufactured for:

Sharda USA LLC 7217 Lancaster Pike, Suite A
Hockessin, Delaware 19707EPA Reg No. 83529-XXX
EPA Est. No. XXXXX-XX-XXX

Net Contents: _____ Lbs. [Kg.]

PRECAUTIONARY STATEMENTS

HAZARDS TO HUMANS AND DOMESTIC ANIMALS

CAUTION

PERSONAL PROTECTIVE EQUIPMENT (PPE)

Some materials that are chemical-resistant to this product are listed below. If you want more options, follow the instructions for category A on an EPA chemical resistance category selection chart.

Applicators and other handlers must wear:

- Long-sleeved shirt and long pants
- Chemical-resistant gloves (made of any waterproof material)
- Shoes plus socks.

USER SAFETY REQUIREMENTS

Follow manufacturer's instructions for cleaning/maintaining PPE. If no such instructions exist for washables, use detergent and hot water. Keep and wash PPE separately from other laundry.

USER SAFETY RECOMMENDATIONS

Users must:

- Wash hands before eating, drinking, chewing gum, using tobacco or using the toilet.
- Remove clothing immediately if pesticide gets inside. Then wash thoroughly and put on clean clothing.
- Remove PPE immediately after handling this product. Wash the outside of gloves before removing. As soon as possible, wash thoroughly and change into clean clothing.

ENVIRONMENTAL HAZARDS

This pesticide is toxic to aquatic invertebrates. **DO NOT** apply directly to water, or to areas where surface water is present or to intertidal areas below the mean high water mark. **DO NOT** apply when weather conditions favor drift from treated areas. Drift and runoff from treated areas may be hazardous to aquatic organisms in water adjacent to treated areas. **DO NOT** dispose of equipment wash waters or rinsate into a natural drain or water body. **DO NOT** contaminate water when disposing of equipment wash waters or rinsate.

This compound is toxic to honey bees. The persistence of residues and potential residual toxicity of Dinotefuran in nectar and pollen suggest the possibility of chronic risk to honey bee larvae and the eventual instability of the hive.

This product is toxic to bees exposed to residues for more than 38 hours following treatment. **DO NOT** apply this product to blooming, pollen-shedding or nectar-producing parts of plants during this time period, unless the application is made in response to a public health emergency declared by appropriate state and federal authorities.

Dinotefuran and its degradate, 1-Methyl-2-nitroguanidine (MNG) have the properties and characteristics associated with chemicals detected in groundwater. The high water solubility of dinotefuran, and its degradate, MNG, coupled with its very high mobility, and resistance to biodegradation indicates that this compound has a strong potential to leach to the subsurface under certain conditions as a result of label use. Use of this chemical in areas where soils are permeable, particularly where the water table is shallow, may result in groundwater contamination. Periodic monitoring of shallow groundwater in the use area is recommended.

PROTECTION OF POLLINATORS



APPLICATION RESTRICTIONS EXIST FOR THIS PRODUCT BECAUSE OF RISK TO BEES AND OTHER INSECT POLLINATORS. FOLLOW APPLICATION RESTRICTIONS FOUND IN THE DIRECTIONS FOR USE TO PROTECT POLLINATORS.

Look for the bee hazard icon in the **DIRECTIONS FOR USE** for each application site for specific use restrictions and instructions to protect bees and other insect pollinators.

This product can kill bees and other insect pollinators. Bees and other insect pollinators will forage on plants when they flower, shed pollen, or produce nectar. Bees and other insect pollinators can be exposed to this pesticide from:

- Direct contact during foliar applications, or contact with residues on plant surfaces after foliar applications
- Ingestion of residues in nectar and pollen when the pesticide is applied as a seed treatment, soil, tree injection, as well as foliar applications.

When Using This Product Take Steps To:

- Minimize exposure of this product to bees and other insect pollinators when they are foraging on pollinator attractive plants around the application site.
- Minimize drift of this product on to beehives or to off-site pollinator attractive habitat. Drift of this product onto beehives or off-site to pollinator attractive habitat can result in bee kills.

Information on protecting bees and other insect pollinators may be found at the Pesticide Environmental Stewardship website at: <http://pesticidestewardship.org/PollinatorProtection/Pages/default.aspx>

Pesticide incidents (for example, bee kills) should immediately be reported to the state/tribal lead agency. For contact information for your state, go to: www.aapco.org/officials.html. Pesticide incidents should also be reported to the National Pesticide Information Center at: www.npic.orst.edu or direct to EPA at: beekill@epa.gov.

DIRECTIONS FOR USE

It is a violation of Federal law to use this product in a manner inconsistent with its labeling.

For crops under contracted pollination services:



- **DO NOT** apply this product while bees are foraging.
- **DO NOT** apply this product until flowering is complete and all petals have fallen unless the following condition has been met.
- If an application must be made when managed bees are at the treatment site, the beekeeper providing the pollination services must be notified no less than 48-hours prior to the time of the planned application so that the bees can be removed, covered or otherwise protected for 38 hours following application.

For food crops and commercially grown ornamentals not under contract for pollination services but are attractive to pollinators:

- **DO NOT** apply this product while bees are foraging.
- This product is toxic to bees exposed to residue for more than 38 hours following treatment.
- **DO NOT** apply this product to blooming, pollen-shedding or nectar-producing parts of plants if bees may forage on the plants during this time period, unless the application is made in response to a public health emergency declared by the appropriate State or Federal authorities.

READ ENTIRE LABEL. USE STRICTLY IN ACCORDANCE WITH PRECAUTIONARY STATEMENTS AND DIRECTIONS, AND WITH APPLICABLE STATE AND FEDERAL REGULATIONS.

DO NOT apply this product in a way that will contact workers or other person, either directly or through drift. Only protected handlers may be in the area during application. For any requirements specific to your State or Tribe, consult the agency responsible for pesticide regulation.

AGRICULTURAL USE REQUIREMENTS

Use this product only in accordance with its labeling and with the Worker Protection Standard, 40 CFR Part 170. This Standard contains requirements for the protection of agricultural workers on farms, forests, nurseries, greenhouses and handlers of agricultural insecticides. It contains requirements for training, decontamination, notification and emergency assistance. It also contains specific instructions and exceptions pertaining to the statements on this label about personal protective equipment (PPE) and restricted-entry interval. The requirements in this box only apply to uses of this product that are covered by the Worker Protection Standard.

DO NOT enter or allow worker entry into treated areas during the restricted entry interval (REI) of 12 hours.

PPE required for early entry to treated areas that is permitted under the Worker Protection Standard and that involves contact with anything that has been treated, such as plants, soil or water is:

- Coveralls
- Chemical-resistant gloves (made of any waterproof material)
- Shoes plus socks.

INSECT RESISTANCE MANAGEMENT

For resistance management, **Sharda Dinotefuran 70% SG** contains dinotefuran and is classified in the neonicotinoid chemical class as a Group 4A insecticide, neonicotinoid acetylcholine receptors (nAChRs) of the central nervous system of insects. Any insect population may contain individuals naturally resistant to **Sharda Dinotefuran 70% SG** and other Group 4A insecticides. The resistant individuals may dominate the insect population if this group of insecticides are used repeatedly in the same fields. Appropriate resistance-management strategies should be followed.

To delay insecticide resistance, take the following steps:

- Rotate the use of **Sharda Dinotefuran 70% SG** or other Group 4A insecticides within a growing season, or among growing seasons, with different groups that control the same pests.
- Use tank mixtures with insecticides from a different group that are equally effective on the target pest when such use is permitted. **DO NOT** rely on the same mixture repeatedly for the same pest population. Consider any known cross-resistance issues for the targeted pests between the individual components of a mixture.
- In addition, consider the following recommendations provided by the Insecticide Resistance Action Committee (IRAC):
 - Individual insecticides selected for use in mixtures should be highly effective and be applied at the rates at which they are individually registered for use against the target species.
 - Mixtures with components having the same IRAC mode of action classification are not recommended for insect resistance management.
 - When using mixtures, consider any known cross-resistance issues between the individual components for the targeted pest(s).
 - Mixtures become less effective if resistance is already developing to one or both active ingredients, but they may still provide pest management benefits.
 - The insect resistance management benefits of an insecticide mixture are greatest if the two components have similar periods of residual insecticidal activity. Mixtures of insecticides with unequal periods of residual insecticide activity may offer an insect resistance management benefit only for the period where both insecticides are active.
- Adopt an integrated pest management program for insecticide/acaricides use that includes scouting, uses historical information related to pesticide use, crop rotation, record keeping, and which considers cultural, biological and other chemical control practices.
- Monitor after application for unexpected target pest survival. If the level of survival suggests the presence of resistance, consult with your local university specialist or certified pest control advisor.
- Contact your local extension specialist or certified crop advisors for any additional pesticide resistance-management and/or IPM recommendations for the specific site and pest problems in your area.
- For further information or to report suspected resistance contact Sharda USA, LLC at <https://shardausa.com/>

APPLICATION INSTRUCTIONS

Failure to follow directions and precautions on this label may result in crop injury, poor insect control and/or illegal residues.

For best performance, always follow these directions:

- Apply **Sharda Dinotefuran 70% SG** when insect pest populations begin to build, but before populations reach economically damaging levels. Check with your State and County Extension Service for availability of economic thresholds for pests controlled by **Sharda Dinotefuran 70% SG**.
- **Sharda Dinotefuran 70% SG** is a selective insecticide which will typically have minimal impact on beneficial arthropods and its use is compatible with Integrated Pest Management (IPM) programs. However, **Sharda Dinotefuran 70% SG** is toxic to bees exposed to direct treatment or to residue on blooming crops and weeds. **DO NOT** apply **Sharda Dinotefuran 70% SG** or allow it to drift onto blooming plants if bees are foraging in the treated area.
- **Sharda Dinotefuran 70% SG** is taken up into foliage after application. However, thorough spray coverage is essential for optimal performance. Apply **Sharda Dinotefuran 70% SG** in sufficient water to ensure good coverage.
- **Sharda Dinotefuran 70% SG** will suppress some pests. Suppression is defined as either inconsistent control (good to poor), or consistent control at a level below that generally considered acceptable for commercial control.

Rotational Crops

For crops other than cotton, cucurbits, fruiting vegetables, grapes, head & stem brassica, leafy vegetables and potato, observe a 120-day plant back interval.

Mixing Instructions

Add 1/2 of the required amount of water to the mix tank. With the agitator running, add the desired amount of **Sharda Dinotefuran 70% SG** to the tank. Continue agitation while adding the remainder of the water. Begin application of the solution after **Sharda Dinotefuran 70% SG** has completely dispersed into the mix water. Maintain agitation until all of the mixture has been applied.

CONVERSION CHART FOR LINEAR APPLICATION								
Rate/A of Product (Oz.)	Row Width/Inches							
	20	24	28	30	32	34	36	40
	Ounces Product/1000 Row Ft.							
5	0.19	0.23	0.27	0.29	0.31	0.33	0.34	0.38
5.25	0.20	0.24	0.28	0.30	0.32	0.34	0.36	0.40
5.5	0.21	0.25	0.29	0.32	0.34	0.36	0.38	0.42
5.75	0.22	0.26	0.31	0.33	0.35	0.37	0.40	0.44
6	0.23	0.28	0.32	0.34	0.37	0.39	0.41	0.46
6.25	0.24	0.29	0.33	0.36	0.38	0.41	0.43	0.48

6.5	0.25	0.30	0.35	0.37	0.40	0.42	0.45	0.50
6.75	0.26	0.31	0.36	0.39	0.41	0.44	0.46	0.52
7	0.27	0.32	0.37	0.40	0.43	0.46	0.48	0.54
7.25	0.28	0.33	0.39	0.42	0.44	0.47	0.50	0.55
7.5	0.29	0.34	0.40	0.43	0.46	0.49	0.52	0.57

APPLICATION PROCEDURES AND SPRAY EQUIPMENT

Ground Application

Select spray nozzles that will provide accurate and uniform spray deposition. Use spray nozzles which provide medium sized droplets and reduce drift. To help ensure accuracy, calibrate sprayer before each use. For information on spray equipment and calibration, consult nozzle manufacturers and/or State and County Extension Service.

Apply **Sharda Dinotefuran 70% SG** using sufficient water volume to provide thorough and uniform coverage. In situations where a dense canopy exists and/or pest pressure is high, use greater water volumes. Spray adjuvants will improve spray coverage on some plant surfaces. **DO NOT** apply under conditions that will prevent adequate spray coverage or that will promote excessive spray drift.

Aerial Application

Apply **Sharda Dinotefuran 70% SG** in water, using the minimum spray volume indicated in the Special Instructions of each crop, but not less than 3 gals/A. Increase spray volume where practical to improve coverage. **DO NOT** apply under conditions that will prevent adequate spray coverage or that will promote excessive spray drift.

Application Through Irrigation Systems (Chemigation)

Sharda Dinotefuran 70% SG alone or in combination with other products which are registered for application through sprinkler irrigation may be applied through irrigation systems. Apply this product only through micro-irrigation (individual spaghetti tube), drip irrigation, overhead irrigation or motorized calibrated irrigation equipment. **DO NOT** apply through any other type of irrigation system. Lack of effectiveness can result from non-uniform distribution of treated water.

If you have questions about calibration, contact your State Extension Service specialist, equipment manufacturer or other experts. A person knowledgeable of the chemigation system and responsible for its operation, or under the supervision of the responsible person, shall shut the system down and make necessary adjustments should the need arise.

DO NOT apply **Sharda Dinotefuran 70% SG** through any irrigation system physically connected to a public water system.

Public water system means a system for the provision to the public of piped water for human consumption if such system has at least 15 service connections or regularly serves an average of at least 25 individuals daily at least 60 days per year. **Sharda Dinotefuran 70% SG** may be applied through irrigation systems that are supplied by a public water system, but only if the water from the public water system is discharged into a reservoir tank prior to pesticide introduction. There shall be a complete physical break (air gap) between the outlet end of the fill pipe and the top or overflow rim of the reservoir tank of at least twice the inside diameter of the fill pipe. Before beginning chemigation, always make sure that the air gap exists and that there is no blockage of the overflow of the reservoir tank.

Any irrigation system using water supplied from a public water system must also meet the following requirements:

Operating Instructions for All Recommended Types of Irrigation Systems:

1. The system must be calibrated to uniformly apply the rates specified. If you have questions about calibration, contact your State Extension Service specialist, equipment manufacturer or other experts.
2. The system must contain a functional check valve, vacuum relief valve, and low pressure drain appropriately located on the irrigation pipeline to prevent water source contamination from backflow.
3. The pesticide injection pipeline must contain a functional, automatic, quick closing check valve to prevent the flow of fluid back toward the injection pump.
4. The pesticide injection pipeline must also contain a functional, normally closed, solenoid operated valve located on the intake side of the injection pump and connected to the system interlock to prevent fluid from being withdrawn from the supply tank when the irrigation system is either automatically or manually shut down.
5. The system must contain functional interlocking controls to automatically shut off the pesticide injection pump when the water pump motor stops.
6. The irrigation line or water pump must include a functional pressure switch which will stop the water pump motor when the water pressure decreases to the point where pesticide distribution is adversely affected.
7. Systems must use a metering pump, such as a positive displacement injection pump (e.g., diaphragm pump) effectively designed and constructed of materials that are compatible with pesticides and capable of being fitted with a system interlock.
8. **DO NOT** apply when wind speed favors drift beyond the area intended.

EQUIPMENT CALIBRATION INSTRUCTIONS

Apply **Sharda Dinotefuran 70% SG** under the schedule specified in the specific crop use recommendations, not according to the irrigation schedule, unless the events coincide. In general, set the equipment to apply the minimum amount of water per acre. Run the system at 86 to 90% of the manufacturer's maximum rated travel speed.

The following calibration and application techniques are provided for user reference, but **DO NOT** constitute a warranty of fitness for application through sprinkler irrigation equipment. Check with state and local regulatory agencies for potential use restrictions before applying any agricultural chemical through sprinkler irrigation equipment.

Center Pivot Irrigation Equipment

1. Use only drive systems that provide uniform water distribution.
2. **DO NOT** use end guns when chemigating **Sharda Dinotefuran 70% SG** through center pivot systems because of non-uniform application.
3. Plug the first nozzle closest to the well head to protect the water source.
4. Determine the size of the area to be treated.
5. Determine the time required to apply 0.1 to 0.25 inches of water over the area to be treated when the system and injection equipment are operated at normal pressures as recommended by the equipment manufacturer. Run the system at 80 to 95% of the manufacturer's rated maximum travel speed.
6. Using water, determine the injection pump output when operated at normal line pressure.
7. Determine the amount of **Sharda Dinotefuran 70% SG**, and any tank mix partners, required to treat the area covered by the irrigation system.
8. Add the required amount of **Sharda Dinotefuran 70% SG**, and any tank mix partners, and sufficient water to meet the injection time requirements to the solution tanks. (See "Mixing Instructions" section of this label.)
9. Make sure the system is fully charged with water before starting injection of the **Sharda Dinotefuran 70% SG** solution. Time the injection to last at least as long as it takes to bring the system to full pressure.
10. Maintain constant agitation in the solution tank during the injection period.
11. Inject the specified amount of **Sharda Dinotefuran 70% SG** per acre continuously for one complete revolution of the system.
12. Stop the injection equipment after treatment is complete. Continue to operate the system until the **Sharda Dinotefuran 70% SG** solution has cleared all of the sprinkler heads.
13. Allow time for all lines to flush the pesticide through all nozzles before turning off irrigation water.

Solid Set, Hand Move and Moving Wheel Irrigation Equipment

1. Determine the acreage covered by the sprinklers.
2. Fill injector solution tank with plain water and calibrate the flow rate of the system to deliver the contents of the tank over a 20 to 40 minute time interval.
3. Determine the amount of **Sharda Dinotefuran 70% SG** required to treat the area covered by the irrigation system.
4. Add the required amount of **Sharda Dinotefuran 70% SG**, and any other tank mix partners, into the same quantity of water used to calibrate the injection period. (See "Mixing Instructions" section of this label.)
5. Operate the system at the same pressure and time interval established during the calibration.
6. Inject specified amount of **Sharda Dinotefuran 70% SG** per acre for either a 20 to 40 minute period at the end of a regular irrigation set, or as a 20 to 40 minute injection as a separate application not associated with a regular irrigation to maximize retention of the insecticide by the foliage.
7. Stop injection equipment after treatment is completed. Continue to operate the system until the **Sharda Dinotefuran 70% SG** solution has cleared the last sprinkler head. To ensure lines are flushed and free from remaining pesticides, inject a dye indicator into the lines to mark the end of the application period.

TANK MIXING INFORMATION

NOTICE: Tank mixing or use of this product with any other product which is not specifically and expressly authorized by the label shall be the exclusive risk of user, applicator and/or application advisor. Read and follow the entire label of each product to be used in the tank mix with this product.

Add ½ of the required amount of water to the mix tank. Start the agitator before adding any tank mix partners. Whenever possible add tank mix partners in this order: products packaged in water soluble packaging, wettable powders, wettable granules (dry flowables), liquid flowables, liquids, emulsifiable concentrates, surfactants and adjuvants. Always allow each tank mix partner to become fully dispersed before adding the next product. Provide sufficient agitation while adding the remainder of the water. Maintain agitation until all the mixture has been applied.

When using **Sharda Dinotefuran 70% SG** in tank mixtures, add all products in water soluble packaging to the tank before any other tank mix partner, including **Sharda Dinotefuran 70% SG**. Allow the water-soluble packaging to completely dissolve and the product(s) to completely disperse before adding any other tank mix partner to the tank.

If using **Sharda Dinotefuran 70% SG** in a tank mixture, observe all directions for use, crops/sites, use rates, dilution ratios, precautions and limitations which appear on the tank mix product label. **DO NOT** exceed labeled dosage rate of any product in the tank mix. Follow the most restrictive label precautions and limitations of any product in the tank mix. **DO NOT** mix **Sharda Dinotefuran 70% SG** with any product whose label prohibits such mixing. Tank mixtures or other applications of products referenced on this label are permitted only in those states in which the referenced products are labeled.

Compatibility

The crop safety of all potential tank mixes on all crops has not been tested. Before applying any tank mixture not specifically recommended on this label, confirm safety to the target crop.

Sharda Dinotefuran 70% SG is compatible with most commonly used pesticides. However, since it is not possible to test all possible mixtures, the user must pretest to assure the physical compatibility and lack of phytotoxic effect of any proposed mixtures with **Sharda Dinotefuran 70% SG**. To determine the physical compatibility of **Sharda Dinotefuran 70% SG** with other products, use a jar test, as described below:

Using a quart jar, add the proportionate amounts of the products to 1 qt. of water. Add wettable powders and water dispersible granular products first, then liquid flowables and emulsifiable concentrates last. After thoroughly mixing, let stand for at least 5 minutes. If the combination remains mixed or can be remixed readily, it is physically compatible. Once compatibility has been proven, use the same procedure for additional required ingredients to the spray tank.

SPRAY DRIFT ADVISORIES

THE APPLICATOR IS RESPONSIBLE FOR AVOIDING OFF-SITE SPRAY DRIFT. BE AWARE OF NEARBY NON-TARGET SITES AND ENVIRONMENTAL CONDITIONS. Applicator is responsible for employing practices that will minimize spray drift at the application site.

DO NOT apply under conditions involving possible drift to food, forage or other plantings that might be damaged or the crop thereof rendered for sale, use or consumption.

IMPORTANCE OF DROPLET SIZE

An effective way to reduce spray drift is to apply large droplets. Use the largest droplets that provide target pest control. While applying larger droplets will reduce spray drift, the potential for drift will be greater if applications are made improperly or under unfavorable environmental conditions.

Controlling Droplet Size – Ground Boom

Volume - Increasing the spray volume so that larger droplets are produced will reduce spray drift. Use the highest practical spray volume for the application. If a greater spray volume is needed, consider using a nozzle with a higher flow rate.

Pressure - Use the lowest spray pressure recommended for the nozzle to produce the target spray volume and droplet size.

Spray Nozzle - Use a spray nozzle that is designed for the intended application. Consider using nozzles designed to reduce drift.

Controlling Droplet Size – Aircraft

Adjust Nozzles - Follow nozzle manufacturers' recommendations for setting up nozzles. Generally, to reduce fine droplets, nozzles should be oriented parallel with the airflow in flight.

BOOM HEIGHT – Ground Boom

For ground equipment, the boom should remain level with the crop and have minimal bounce.

RELEASE HEIGHT -Aircraft Higher release heights increase the potential for spray drift.

SHIELDED SPRAYERS

Shielding the boom or individual nozzles can reduce spray drift. Consider using shielded sprayers. Verify that the shields are not interfering with the uniform deposition of the spray on the target area.

TEMPERATURE AND HUMIDITY

When making applications in hot and dry conditions, use larger droplets to reduce effects of evaporation.

TEMPERATURE INVERSIONS

Drift potential is high during a temperature inversion. Temperature inversions are characterized by increasing temperature with altitude and are common on nights with limited cloud cover and light to no wind. The presence of an inversion can be indicated by ground fog or by the movement of smoke from a ground source or an aircraft smoke generator. Smoke that layers and moves laterally in a concentrated cloud (under low wind conditions) indicates an inversion, while smoke that moves upward and rapidly dissipates indicates good vertical air mixing. Avoid applications during temperature inversions.

WIND

Drift potential generally increases with wind speed. AVOID APPLICATIONS DURING GUSTY WIND CONDITIONS. Applicators need to be familiar with local wind patterns and terrain that could affect spray drift.

Air Assisted (Air Blast) Tree and Vine Sprayers (Berry/Small Fruit and Tuberous/Corm Vegetables only)

Air assisted tree and vine sprayers carry droplets in the canopy of trees and vines via a radially or laterally directed air stream. In addition to the general drift management principles already described, the following specific practices will further reduce drift potential:

- Adjust deflectors and aiming devices so that spray is only directed into the canopy.
- Block off upward pointed nozzles when there is no overhanging canopy.
- Use only enough air volume to penetrate the canopy and provide good coverage. Use 50 – 300 gals. of finished spray per acre.
- **DO NOT** allow spray to go beyond the edge of the cultivated area. Spray the outside row only from outside the planting.

MANDATORY SPRAY DRIFT MANAGEMENT**Aerial Applications**

- **DO NOT** release spray at a height greater than 10 ft above the ground or vegetative canopy, unless a greater application height is necessary for pilot safety.
- Applicators are required to use a medium or coarser (ASABE S572.1) droplet size.
- **DO NOT** apply when wind speeds exceed 15 mph at the application site. If the windspeed is greater than 10 mph, the boom length must be 65% or less of the wingspan for fixed wing aircraft and 75% or less of the rotor diameter for helicopters. Otherwise, the boom length must be 75% or less of the wingspan for fixed-wing aircraft and 90% or less of the rotor diameter for helicopters.
- For aerial applicators, if the windspeed is 10 miles per hour or less, applicators must use ½ swath displacement upwind at the downwind edge of the field. When the windspeed is between 11-15 miles per hour, applicators must use ¾ swath displacement upwind at the downwind edge of the field.
- **DO NOT** apply during temperature inversions.

Ground Boom Applications

- User must only apply with the release height recommended by the manufacturer, but no more than 4 feet above the ground or crop canopy.
- Applicators are required to use a medium or coarser droplet size (ASABE S572.1).
- **DO NOT** apply when wind speeds exceed 15 miles per hour at the application site.
- **DO NOT** apply during temperature inversions.

Boomless Ground Applications

- Applicators are required to use a medium or coarser droplet size (ASABE S572.1) for all applications.
- **DO NOT** apply when wind speeds exceed 15 miles per hour at the application site.
- **DO NOT** apply during temperature inversions.

CROP-SPECIFIC USE DIRECTIONS**BERRY AND SMALL FRUIT (subgroup 13-07F): SMALL FRUIT VINE CLIMBING (EXCEPT FUZZY KIWI FRUIT)**

CROP	PEST	RATE	USE-SPECIFIC INSTRUCTIONS
Amur river grape [*] Gooseberry [*] Grape Kiwifruit, hardy [*] Maypop [*] Schisandra berry [*] Cultivars, Varieties and/or hybrids of these	Glassy-Winged Sharpshooter Grape Berry Moth (first and second generation only) Leafhoppers Mealybug Multi-colored Asian Lady Beetle Thrips	FOLIAR: 1 to 3 oz./A (0.044 to 0.131 lb. a.i./A)	Higher water volumes provide improved insect control. Begin applications when first pest activity is noticed or when insects reach threshold levels per State and County Extension Service recommendations. Repeat as needed to maintain control, but not more often than every 14 days. For best results, time application before a damaging population becomes established. Under severe pest pressure, use the higher specified rates.

	Glassy-Winged Sharpshooter Grape Phylloxera (suppression only) Leafhoppers Mealy bug Thrips Vine Mealybug	SOIL: 5 to 7.5 oz./A (0.219 to 0.328 lb. a.i./A) [For California only: 5 oz/A (0.219 lb ai/A)]	For Mealybug control, apply between budbreak and pea-berry size. The rate applied affects the length of control. Use the high rate where infestations occur later in crop development, or where pest pressure is continuous. Sharda Dinotefuran 70% SG can be mixed and/or alternated with commonly used insecticides, such as <i>Danitol</i> 2.4 EC Spray or <i>Knack</i> Insect Growth Regulator, for better knockdown and/or improved control of pests.
--	--	---	--

[*Not for use in California]

Precautions and Restrictions:

- Regardless of application method or product, **DO NOT** apply more than a total 0.54 lbs. of Dinotefuran per acre per calendar year.

Foliar Application

Follow application instructions as indicated in the Bee Hazard Directions for Use.

- Apply with air or ground equipment in adequate water for uniform coverage (5 to 10 gals/A by air or 50 to 300 gals/A by ground).
- DO NOT** apply **Dinotefuran 70% SG** within one (1) day of harvest.
- DO NOT** apply more than a total of 6 oz. of **Dinotefuran 70% SG** (0.263 lb. a.i.) per acre per calendar year.

**Soil Application**

- Make only one (1) soil application per calendar year.
- Apply with ground equipment in adequate water for uniform coverage (10 to 100 gals/A).
- DO NOT** apply **Dinotefuran 70% SG** within twenty-eight (28) days of harvest.
- DO NOT** apply more than a total of 7.5 oz. of **Dinotefuran 70% SG** (0.328 lb. a.i.) per acre per calendar year.
- For drip application, prior to injection, mix specified dosage in sufficient carrier volume (minimum of 2 gals of water per 1 lb. of product) to ensure uniform application and incorporation into the soil using drip or trickle irrigation water. Apply towards the end of the irrigation run to ensure the product does not leach past the root zone.

BERRY AND SMALL FRUIT (subgroup 13-07H): LOW GROWING BERRY SUBGROUP (EXCEPT STRAWBERRY)

CROP	PEST	RATE	USE SPECIFIC INSTRUCTIONS
Bearberry Bilberry Blueberry, Lowbush Cloudberry Cranberry Lingonberry Muntries Partridgeberry Cultivars, varieties and/or hybrids of these	Blackheaded Fireworm (suppression only) Cranberry Fruitworm (suppression only) Cranberry Weevil (suppression only) Flea Beetles Leafhoppers Spanworm (suppression only) Sparganothis Fruitworm (suppression only) Stinkbugs Tipworm (suppression only)	FOLIAR: 2 to 4 oz./A (0.088 to 0.175 lb. a.i./A)	Higher water volumes provide improved insect control. Begin applications when first pest activity is noticed or when insects reach threshold levels per State and County Extension Service recommendations. Repeat as needed to maintain control, but not more often than every 14 days. For best results, time application before a damaging population becomes established. Under severe pest pressure, use the higher specified rates. The rate applied affects the length of control. Use the high rate where infestations occur later in crop development, or where pest pressure is continuous. Sharda Dinotefuran 70% SG can be mixed and/or alternated with commonly used insecticides, such as <i>Knack</i> Insect Growth Regulator, to improve length of control and/or achieve better knockdown of pests.

Precautions and Restrictions:

- Regardless of application method or product, **DO NOT** apply more than a total 0.54 lbs. of Dinotefuran per acre per calendar year.

Foliar Application

Follow application instructions as indicated in the Bee Hazard Directions for Use.

- Apply with air or ground equipment in adequate water for uniform coverage (Use a minimum of 5 gals/A for air or



30 gals/A for ground applications).

- **DO NOT** apply **Dinotefuran 70% SG** within seven (7) days of harvest.
- **DO NOT** apply more than a total of 8 oz. of **Dinotefuran 70% SG** (0.350 lb ai) per acre per calendar year.

COTTON

CROP	PEST	RATE	USE SPECIFIC INSTRUCTIONS
Cotton	Banded Wing Whitefly Cotton Aphids (except in CA) Leafhoppers Plant Bugs Whiteflies Thrips	1 to 3 oz./A (0.044 to 0.14 lb. a.i./A)	<p>Higher water volumes provide improved insect control.</p> <p>Begin application when pest activity is first noticed or when insects reach threshold levels per State and County Extension Service recommendations. Repeat as needed to maintain control, but not more often than every 7 days. For best results, time application before a damaging population becomes established.</p> <p>Under severe pest pressure, use the higher specified rates.</p> <p>The rate applied affects the length of control. Use the high rate where infestations occur later in crop development, or where pest pressure is continuous.</p> <p>Sharda Dinotefuran 70% SG may be mixed and/or alternated with commonly used insecticides, such as Danitol® 2.4 EC Spray or Knack® Insect Growth Regulator (IGR) to comply with local IPM and resistance management programs.</p> <p>Whiteflies: Sharda Dinotefuran 70% SG may be tank mixed with Knack at labeled rates for improved knockdown of adults and extended residual control.</p>

Precautions and Restrictions:

- Regardless of application method or product, **DO NOT** apply more than a total 0.54 lbs. of Dinotefuran per acre per calendar year.

Foliar Application



Follow application instructions as indicated in the Bee Hazard Directions for Use.

- Apply with air or ground equipment in adequate water for uniform coverage (3 to 10 gals/A by air or 10 to 50 gals/A by ground).
- **DO NOT** apply **Dinotefuran 70% SG** within fourteen (14) days of harvest.
- **DO NOT** apply more than a total of 6 oz. of **Dinotefuran 70% SG** (0.263 lb. a.i.) per acre per calendar year.

CUCURBITS

CROP	PEST	RATE	USE SPECIFIC INSTRUCTIONS
Acorn Squash Balsam Apple Balsam Pear Bitter Melon Butternut Squash Calabaza Cantaloupe Casaba Chayote Chinese Cucumber Chinese Waxgourd (Chinese Preserving Melon) Citron Melon Crenshaw Melon Crookneck Squash	Brown Stink Bug Cucumber Beetle Flea Beetle Grasshopper Green Peach Aphid (suppression only) Green Stink Bug Harlequin Bug Melon Aphid (suppression only) Leafhoppers Leafminers Southern Green Stink Bug	FOLIAR: 1 to 4 oz./A (0.044 to 0.175 lb. a.i./A)	<p>Higher water volumes provide improved insect control.</p> <p>Begin applications when first pest activity is noticed or when insects reach threshold levels per State and County Extension Service recommendations. Repeat as needed to maintain control, but not more often than every 7 days. For best results, time application before a damaging population becomes established.</p> <p>Under severe pest pressure, use the higher specified rates.</p> <p>The rate applied affects the length of control. Use the</p>

Cucumber Edible Gourd Gherkin Golden Pershaw Melon Honey Balls Honeydew Melon Hubbard Squash Mango Melon <i>Momordica</i> spp. Muskmelon Persian Melon Pineapple Melon Pumpkin Santa Claus Melon Scallop Squash Snake Melon Spaghetti Squash Straightneck Squash Summer Squash True Cantaloupe Vegetable Marrow Watermelon Winter Squash Zucchini	Squash Bug Thrips Whiteflies		high rate where infestations occur later in crop development, or where pest pressure is continuous. Sharda Dinotefuran 70% SG may be mixed and/or alternated with commonly used insecticides, such as <i>Danitol</i> 2.4 EC Spray or <i>Knack</i> IGR to comply with local IPM and resistance management programs. Stinkbugs: Coverage is essential for adequate control. Use sufficient water volume to ensure good coverage. Aphids: Sharda Dinotefuran 70% SG may provide only suppression of established or heavy aphid populations. Control may require use of tank mixes with other labeled insecticides.
	Green Peach Aphid (suppression only) Melon Aphid (suppression only) Leafhoppers Leafminers Southern Green Stink Bug Squash Bug Thrips Whiteflies	SOIL: 5 to 7.5 oz./A (0.219 to 0.328 lb. a.i./A) [For California Only: 5 oz./A (0.219 lb. a.i./A)]	

Precautions and Restrictions:

- **DO NOT** combine foliar applications with soil applications, or vice versa. Only use one application method. **DO NOT** apply to vegetables grown for seed.
- Regardless of application method or product, **DO NOT** apply more than a total 0.54 lbs. of Dinotefuran per acre per calendar year.

Foliar Application

Follow application instructions as indicated in the Bee Hazard Directions for Use.



- Apply with air or ground equipment in adequate water for uniform coverage (3 to 10 gals/A by air or 20 to 40 gals/A by ground).
- **DO NOT** apply **Dinotefuran 70% SG** within one (1) day of harvest.
- **DO NOT** apply more than a total of 6 oz. of **Dinotefuran 70% SG** (0.263 lb. a.i.) per acre per calendar year.

Soil Application

- See conversion chart on this label for linear application rates.
- Apply with ground equipment in adequate water for uniform coverage (10 to 100 gals/A).
- **DO NOT** apply **Dinotefuran 70% SG** within twenty-one (21) days of harvest.
- **DO NOT** apply more than a total of 12 oz. of **Dinotefuran 70% SG** (0.523 lb. a.i.) per acre per calendar year.

Apply specified dosage in sufficient carrier volume to ensure uniform application and incorporate into the soil using one of the following methods:

1. In a narrow band centered on the plant row in the bedding operation just prior to planting. For best results band width should be 2" or less and placed 1 to 2" below the seed depth.
2. In-furrow spray at or below seed level or a narrow surface band above the seed line during planting. For surface banded applications incorporate to a depth of 1-1/2" with sufficient irrigation within 24 hours to insure satisfactory insect control.
3. As a post-seeding drench, transplant drench or hill drench. Applications should be made with sufficient water to insure incorporation into the root zone.
4. As a side dress after plants are established. Applications should be placed within 2 to 4" to the side of each row and incorporated 1 or more inches deep. Applications should be made to each row if there are two rows per bed.
5. In drip or trickle irrigation water.

FRUITING VEGETABLES

CROP	PEST	RATE	USE SPECIFIC INSTRUCTIONS
Bell Pepper Chili Pepper Cooking Pepper Eggplant Ground Cherry Pepino Pimento Sweet Pepper Tomatillo Tomato	Brown Stink Bug Colorado Potato Beetle Conspense Stink Bug Cucumber Beetle Flea Beetle Grasshopper Green Peach Aphid (suppression only) Green Stink Bug Harlequin Bug Leafhoppers Leafminers Potato Aphid* Southern Green Stink Bug Squash Bug Thrips Whiteflies	FOLIAR: 1 to 4 oz./A (0.044 to 0.175 lb. a.i./A)	Higher water volumes provide improved insect control. Begin applications when first pest activity is noticed or when insects reach threshold levels per State and County Extension Service recommendations. Repeat as needed to maintain control, but not more often than every 7 days. For best results, time application before a damaging population becomes established. Under severe pest pressure, use the higher specified rates. The rate applied affects the length of control. Use the high rate where infestations occur later in crop development, or where pest pressure is continuous. Sharda Dinotefuran 70% SG can be mixed and/or alternated with commonly used insecticides, such as Danitol 2.4 EC Spray or Knack Insect Growth Regulator, for better knockdown and/or improved control of pests.
	Colorado Potato Beetle Flea Beetle Grasshopper Green Peach Aphid (suppression only) Leafhoppers Leafminers Potato Aphid (suppression only) Thrips Whiteflies	SOIL: 5 to 7.5 oz./A (0.219 to 0.328 lb. a.i./A)	Stinkbugs: Coverage is essential for adequate control. Use sufficient water volume to ensure good coverage. Aphids: Sharda Dinotefuran 70% SG provides only suppression of established or heavy aphid populations. Control may require use of tank mixes with other labeled insecticides.

Precautions and Restrictions:

- DO NOT** apply to vegetables grown for seed. **DO NOT** combine foliar applications with soil applications, or vice versa. Only use one application method.
- Regardless of application method or product, **DO NOT** apply more than a total 0.54 lbs. of Dinotefuran per acre per calendar year.

Foliar Application

Follow application instructions as indicated in the Bee Hazard Directions for Use.



- Apply with air or ground equipment in adequate water for uniform coverage (3 to 10 gals/A by air or 20 to 40 gals/A by ground).
- DO NOT** apply **Dinotefuran 70% SG** within one (1) day of harvest.
- DO NOT** apply more than a total of 6 oz. of **Dinotefuran 70% SG** (0.263 lb. a.i.) per acre per calendar year.

Soil Application

- See conversion chart for linear application plant application rates.
- Apply with ground equipment in adequate water for uniform coverage (10 to 100 gals/A).
- DO NOT** apply **Dinotefuran 70% SG** within twenty-one (21) days of harvest.
- DO NOT** apply more than a total of 12 oz. of **Dinotefuran 70% SG** (0.523 lb. a.i.) per acre per calendar year.

Apply specified dosage in sufficient carrier volume to ensure uniform application and incorporate into the soil using one of the following methods:

- In a narrow band centered on the plant row in the bedding operation just prior to planting. For best results band width should be 2" or less and placed 1 to 2" below the seed depth.
- In-furrow spray at or below seed level or a narrow surface band above the seed line during planting. For surface-banded applications incorporate to a depth of 1-1/2" with sufficient irrigation within 24 hours to insure satisfactory insect control.
- As a post-seeding drench, transplant drench or hill drench. Applications should be made with sufficient water to insure incorporation into the root zone.

4. As a side dress after plants are established. Applications should be placed within 2 to 4" to the side of each row and incorporated 1 or more inches deep. Applications should be made to each row if there are two rows per bed.
5. In drip or trickle irrigation water.

HEAD AND STEM BRASSICA

CROP	PEST	RATE	USE SPECIFIC INSTRUCTIONS
Broccoli Brussel Sprouts Cabbage Cauliflower Cavalo Broccolo Chinese Broccoli Chinese Cabbage Chinese Mustard Cabbage Kohlrabi	Brown Stink Bug Cabbage Aphid* (suppression only) Cucumber Beetle Flea Beetle Grasshopper Green Peach Aphid (suppression only) Green Stink Bug Harlequin Bug Leafminers Southern Green Stink Bug Squash Bug Whiteflies	FOLIAR: 1 to 4 oz./A (0.044 to 0.175 lb. a.i./A)	Higher water volumes provide improved insect control. Begin applications when first pest activity is noticed or when insects reach threshold levels per State and County Extension Service recommendations. Repeat as needed to maintain control, but not more often than every 7 days. For best results, time application before a damaging population becomes established. Under severe pest pressure, use the higher specified rates. The rate applied affects the length of control. Use the high rate where infestations occur later in crop development, or where pest pressure is continuous. Sharda Dinotefuran 70% SG can be mixed and/or alternated with commonly used insecticides to comply with local IPM and resistance management programs.

[*Not for use in California]

Precautions and Restrictions:

- **DO NOT** combine foliar applications with soil applications, or vice versa. Only use one application method. **DO NOT** apply to vegetables grown for seed.
- Regardless of application method or product, **DO NOT** apply more than a total 0.54 lbs. of Dinotefuran per acre per calendar year.

Foliar Application

Follow application instructions as indicated in the Bee Hazard Direction for Use.



- Apply with air or ground equipment in adequate water for uniform coverage (3 to 10 gals/A by air or 20 to 40 gals/A by ground).
- **DO NOT** apply **Dinotefuran 70% SG** within one (1) day of harvest.
- **DO NOT** apply more than a total of 6 oz. of **Dinotefuran 70% SG** (0.263 lb. a.i.) per acre per calendar year.

Soil Application

- See conversion chart for linear application plant application rates.
- Apply with ground equipment in adequate water for uniform coverage (10 to 100 gals/A).
- **DO NOT** apply **Dinotefuran 70% SG** within twenty-one (21) days of harvest.
- **DO NOT** apply more than a total of 12 oz. of **Dinotefuran 70% SG** (0.525 lb. a.i.) per acre per calendar year.

Apply specified dosage in sufficient carrier volume to ensure uniform application and incorporate into the soil using one of the following methods:

1. In a narrow band centered on the plant row in the bedding operation just prior to planting. For best results band width should be 2" or less and placed 1 to 2" below the seed depth.
2. In-furrow spray at or below seed level or a narrow surface band above the seed line during planting. For surface banded applications incorporate to a depth of 1-1/2" with sufficient irrigation within 24 hours to insure satisfactory insect control.
3. As a post-seeding drench, transplant drench or hill drench. Applications should be made with sufficient water to insure incorporation into the root zone.
4. As a side dress after plants are established. Applications should be placed within 2 to 4" to the side of each row and incorporated 1 or more inches deep. Applications should be made to each row if there are two rows per bed.
5. In drip or trickle irrigation water.

LEAFY BRASSICA GREENS AND TURNIP GREENS [*]

CROP	PEST	RATE	USE SPECIFIC INSTRUCTIONS
Broccoli Raab Chinese Cabbage (Bok Choy) Collards Kale Mizuna Mustard Greens Mustard Spinach Rape Greens Turnip Greens	Aphids Flea Beetles Whitefly	2.0 to 3.0 oz./A (0.088 to 0.131 lb. a.i./A)	<p>Higher water volumes provide improved insect control.</p> <p>Begin applications when first pest activity is noticed or when insects reach threshold levels per State and County Extension Service recommendations. Repeat as needed to maintain control, but not more often than every 7 days. For best results, time application before a damaging population becomes established.</p> <p>Under severe pest pressure, use the higher specified rates.</p> <p>The rate applied affects the length of control. Use the high rate where infestations occur later in crop development, or where pest pressure is continuous.</p> <p>Sharda Dinotefuran 70% SG may be mixed and/or alternated with commonly used insecticides to comply with local IPM and resistance management programs.</p> <p>To optimize resistance management practices, no more than three (3) applications of Sharda Dinotefuran 70% SG per growing calendar year are allowed.</p>

[*Not for use in California.]

Precautions and Restrictions:

- **DO NOT** apply to vegetables grown for seed.
- Regardless of application method or product, **DO NOT** apply more than a total 0.54 lbs. of Dinotefuran per acre per calendar year.

Foliar Application

Follow application instructions as indicated in the Bee Hazard Direction for Use.



- Apply with air or ground equipment in adequate water for uniform coverage (3 to 10 gals/A by air or 20 to 40 gals/A by ground).
- **DO NOT** apply **Dinotefuran 70% SG** within one (1) days of harvest.
- **DO NOT** apply more than a total of 6 oz. of **Dinotefuran 70% SG** (0.263 lb. a.i.) per acre per calendar year.

LEAFY VEGETABLES (Except Brassica Vegetables)

CROP	PEST	RATE	USE SPECIFIC INSTRUCTIONS
Amaranth (Chinese Spinach) Arugula (Roquette) Cardoon Celery Celtuce Chervil Chinese Celery Chrysanthemum Edible-leaved Garland	Flea Beetle Grasshopper Green Peach Aphid (suppression only) Leafhoppers Leafminers Potato Aphid (suppression only) Whiteflies	FOLIAR: 1 to 3 oz./A (0.044 to 0.131 lb. a.i./A)	<p>Higher water volumes provide improved insect control.</p> <p>Begin applications when first pest activity is noticed or when insects reach threshold levels per State and County Extension Service recommendations. Repeat as needed to maintain control, but not more often than every 7 days. For best results, time application before a damaging population becomes established.</p>
Corn Salad Cress Garden Upland Dandelion Dock (Sorrel) Endive (Escarole)	Brown Stink Bug Cucumber Beetle Green Stink Bug Harlequin Bug Southern Green Stink Bug Squash Bug	FOLIAR: 3 oz./A (0.131 lb. a.i./A)	<p>Under severe pest pressure, use the higher specified rates.</p> <p>The rate applied affects the length of control. Use the high rate where infestations occur later in crop</p>

Florence Fennel Lettuce Head Leaf Orach Parsley Purslane Garden Winter Radicchio (Red Chicory) Rhubarb Spinach Spinach, New Zealand Spinach, Vine Swiss Chard	Green Peach Aphid (suppression only) Potato Aphid (suppression only) Leafhoppers Leafminers Whiteflies	SOIL: 5 to 7.5 oz./A (0.219 to 0.328 lb. a.i./A) [For California Only: 5 oz./A (0.219 lb. a.i./A)]	development, or where pest pressure is continuous. Sharda Dinotefuran 70% SG can be mixed and/or alternated with commonly used insecticides registered for this use for better knockdown and/or improved control of pests. Stinkbugs: Coverage is essential for adequate control. Use sufficient water volume to ensure good coverage. Aphids: Sharda Dinotefuran 70% SG provides only suppression of established or heavy aphid populations. Control may require use of tank mixes with other labeled insecticides.
---	---	--	---

Precautions and Restrictions:

- DO NOT** apply to vegetables grown for seed. **DO NOT** combine foliar applications with soil applications, or vice versa. Only use one application method.
- Regardless of application method or product, **DO NOT** apply more than a total 0.54 lbs. of Dinotefuran per acre per calendar year.

Foliar Application

Follow application instructions as indicated in the Bee Hazard Direction for Use.



- Apply with air or ground equipment in adequate water for uniform coverage (3 to 10 gals/A by air or 20 to 40 gals/A by ground).
- DO NOT** apply **Dinotefuran 70% SG** within seven (7) days of harvest.
- DO NOT** apply more than a total of 6 oz. of **Dinotefuran 70% SG** (0.263 lb. a.i.) per acre per calendar year.

Soil Application

- See conversion chart for linear application rates.
- Apply with ground equipment in adequate water for uniform coverage (10 to 100 gals/A).
- DO NOT** apply **Dinotefuran 70% SG** within twenty-one (21) days of harvest.
- DO NOT** apply more than a total of 12 oz. of **Dinotefuran 70% SG** (0.525 lb. a.i.) per acre per calendar year.

Apply specified dosage in sufficient carrier volume to insure uniform application and incorporate into the soil using one of the following methods:

- In a narrow band centered on the plant row in the bedding operation just prior to planting. For best results, apply in band 2" or less in width and 1 to 2" below the seed depth.
- In-furrow spray at or below seed level or a narrow surface band above the seed line during planting. For surface banded applications incorporate to a depth of 1-1/2" with sufficient irrigation within 24 hours to insure satisfactory insect control.
- As a post-seeding drench, transplant drench or hill drench. Apply with sufficient water to insure incorporation into the root zone.
- As a side dress after plants are established. Applications should be placed within 2 to 4" to the side of each row and incorporated 1 or more inches deep. Applications should be made to each row if there are two rows per bed.
- In drip or trickle irrigation water.

ONION, BULB AND GREEN [*]

CROP	PEST	RATE	USE SPECIFIC INSTRUCTIONS
Bulb onion, includes: Daylily, bulb Fritillaria, bulb Garlic, bulb Garlic, Great-headed, bulb Garlic, serpent, bulb Lily, bulb Onion, bulb	Flea Beetles Grasshoppers Leafhoppers	FOLIAR: 2 to 4 oz./A (0.088 to 0.175 lb. a.i./A)	Higher water volumes provide improved insect control. Begin applications when first pest activity is noticed or when insects reach threshold levels per State and County Extension Service recommendations. Repeat as needed to maintain control, but not more often than every 7 days. For best results, time application before a damaging population becomes established.

Onion, Chinese, bulb Onion, pearl Onion, potato, bulb Shallot, bulb Cultivars, varieties and/or hybrids of these Green onion, includes: Chive, fresh leaves Chive, Chinese, fresh leaves Elegans hosta Fritillaria leaves Kurrat Leady's leek Leek Leek, wild Onion, Beltsville bunching Onion, fresh Onion, green Onion, macrostem Onion, tree, tops Onion, Welsh, tops Shallot, fresh leaves Cultivars, varieties and/or hybrids of these	Stink bugs Leafminers Thrips Whiteflies	FOLIAR: 3 to 4 oz./A (0.131 to 0.175 lb. a.i./A)	Under severe pest pressure, use the higher specified rates. The rate applied affects the length of control. Use the high rate where infestations occur later in crop development, or where pest pressure is continuous. Sharda Dinotefuran 70% SG can be mixed and/or alternated with commonly used insecticides, such as <i>Knack</i> Insect Growth Regulator, to improve length of control and/or achieve better knockdown of pests
	Leafminers Thrips Whiteflies	SOIL: 5 to 6 oz./A (0.219 to 0.263 lb. a.i./A)	

[*Not for use in California.]

Precautions and Restrictions:

- Regardless of application method or product, **DO NOT** apply more than a total 0.54 lbs. of Dinotefuran per acre per calendar year.

Foliar Application

Follow application instructions as indicated in the Bee Hazard Direction for Use.

- Apply with air or ground equipment in adequate water for uniform coverage (A minimum of 5 gals/A by air or 20 gals/A by ground).
- DO NOT** apply **Dinotefuran 70% SG** within one (1) day of harvest.
- DO NOT** apply more than a total of 6 oz. of **Dinotefuran 70% SG** (0.263 lb. a.i.) per acre per calendar year.

**Soil Application**

- See conversion chart for linear application plant application rates.
- Apply with ground equipment in adequate water for uniform coverage (A minimum of 10 gals/A).
- Apply **Dinotefuran 70% SG** at planting or immediately after transplanting.
- DO NOT** apply more than a total of 6.0 oz. of **Dinotefuran 70% SG** (0.263 lb. a.i.) per acre per calendar year.

Apply specified dosage in sufficient carrier volume to ensure uniform application and incorporate into the soil using one of the following methods:

- In a narrow band centered on the plant row in the bedding operation just prior to planting. For best results band width should be 2" or less and placed 1 to 2" below the seed depth.
- In-furrow spray at or below seed level or a narrow surface band above the seedline during planting. For surface-banded applications incorporate to a depth of 1-1/2" with sufficient irrigation within 24 hours to insure satisfactory insect control.
- As a post-seeding drench, transplant drench or hill drench. Applications should be made with sufficient water to insure incorporation into the root zone.
- As a side dress immediately after transplanting operations are finished. Applications should be placed within 2 to 4" to the side of each row and incorporated 1 or more inches deep. Applications should be made to each row if there are two rows per bed.
- In drip or trickle irrigation water immediately after transplanting.

PEACH AND NECTARINE [*]

CROP	PEST	RATE	USE SPECIFIC INSTRUCTIONS
Peach Nectarine	Aphids (suppression only) Sharpshooters Leafhoppers	FOLIAR: 2 to 4 oz./A (0.088 to 0.175 lb. a.i./A)	Higher water volumes provide improved insect control. Begin applications when first pest activity is noticed or when insects reach threshold levels per State and County Extension Service recommendations. Repeat as needed to maintain control, but not more often than every 7 days. For best results, time application before a damaging population becomes established.
	Peach tree borer Plum curculio Aphids (suppression only) Stinkbugs	FOLIAR: 3 to 4 oz./A (0.131 to 0.175 lb. a.i./A)	
	Aphids (suppression only) Sharpshooters Leafhoppers Peach tree borer	SOIL: 6 oz./A (0.263 lb. a.i./A)	Under severe pest pressure, use the higher specified rates. The rate applied affects the length of control. Use the high rate where infestations occur later in crop development, or where pest pressure is continuous. Sharda Dinotefuran 70% SG applied foliar can be mixed and/or alternated with commonly used insecticides, such as Danitol 2.4 EC Spray or Knack Insect Growth Regulator, to improve length of control and/or achieve better knockdown of pests.

[*Not for use in California.]

Precautions and Restrictions:

- Regardless of application method or product, **DO NOT** apply more than a total 0.54 lbs. of Dinotefuran per acre per calendar year.

Foliar Application

Follow application instructions as indicated in the Bee Hazard Direction for Use.

- Apply with air or ground equipment in adequate water for uniform coverage (A minimum of 5 gals/A by air or 50 gals/A by ground).
- DO NOT** apply **Dinotefuran 70% SG** within three (3) days of harvest.
- DO NOT** apply more than a total of 6 oz. of **Dinotefuran 70% SG** (0.263 lb. a.i.) per acre per calendar year. Interval between applications cannot be less than 7 days.

**Soil Application**

- DO NOT** apply **Dinotefuran 70% SG** within twenty one (21) days of harvest.
- Apply with ground equipment in adequate water for uniform coverage (A minimum of 100 gals/A).
- DO NOT** apply more than a total of 6.0 oz. of **Dinotefuran 70% SG** (0.263 lb. a.i.) per acre per calendar year.

Apply specified dosage in sufficient carrier volume to ensure uniform application and distribution within and around the root zone of each tree using one of the following methods:

- As a drench. Applications should be made with sufficient water to insure incorporation into the root zone.
- Using drip, trickle, micro sprinkler or any customized irrigation system derived from those systems to water trees independently.

TUBEROUS AND CORM VEGETABLES

CROP	PEST	RATE	USE SPECIFIC INSTRUCTIONS
Arracacha[*] Arrowroot[*] Artichoke, Chinese[*] Artichoke, Jerusalem[*] Canna, edible Cassava[*],	Colorado Potato Beetle Flea Beetle Green Peach Aphid (suppression only) Potato Aphid (suppression only) Potato Leafhopper Psyllid	FOLIAR: 1 to 1.5 oz./A (0.044 to 0.066 lb. a.i./A)	Higher water volumes provide improved insect control. Begin applications when first pest activity is noticed or when insects reach threshold levels per State and County Extension Service recommendations Repeat as needed to maintain control, but not more often than every 14 days. For best results, time application before a damaging population becomes established.

bitter and sweet Chayote (root)[*] Chufa[*] Dasheen (taro) [*] Ginger[*] Leren[*] Potato Sweet Potato[*] Tanier[*] Turmeric[*] Yam bean[*] Yam, true[*]		SOIL: 6.5 to 7.5 oz./A (0.284 to 0.328 lb. a.i./A)	Under severe pest pressure, use the higher specified rates. The rate applied affects the length of control. Use the high rate where infestations occur later in crop development, or where pest pressure is continuous. Sharda Dinotefuran 70% SG can be mixed and/or alternated with other insecticides registered for this use for better knockdown and/or improved control of pests. Aphids: Sharda Dinotefuran 70% SG provides only suppression of established or heavy aphid populations. Control may require use of tank mixes with other labeled insecticides.
--	--	---	--

[*Not for use in California.]

Precautions and Restrictions:

- **DO NOT** combine foliar applications with soil applications, or vice versa. Only use one application method.
- Regardless of application method or product, **DO NOT** apply more than a total 0.54 lbs. of Dinotefuran per acre per calendar year.

Foliar Application

Follow application instructions as indicated in the Bee Hazard Direction for Use.



- Apply with air or ground equipment in adequate water for uniform coverage (3 to 10 gals/A by air or 10 to 50 gals/A by ground).
- **DO NOT** apply **Dinotefuran 70% SG** within seven (7) days of harvest.
- **DO NOT** apply more than a total of 4.5 oz. of **Dinotefuran 70% SG** (0.197 lb. a.i.) per acre per calendar year.

Soil Application

See conversion chart for linear application plant application rates.

- Apply with ground equipment in adequate water for uniform coverage (10 to 100 gals/A).
- Apply once at preplant, preemergence or at ground crack as directed below.
- **DO NOT** apply more than a total of 7.5 oz. of **Dinotefuran 70% SG** (0.328 lb. a.i.) per acre per calendar year.

Apply specified dosage in sufficient carrier volume to ensure uniform application and incorporate into the soil using one of the following methods:

1. In a narrow band centered on the plant row in the bedding operation just prior to planting.
2. In-furrow spray at planting. Direct spray into the furrow on the seed pieces or potatoes.
3. As a side dress to both sides of the row or as a spray at ground crack directly over the row during hilling. Cover immediately with soil.

WATERCRESS

CROP	PEST	RATE	USE SPECIFIC INSTRUCTIONS
Watercress	Cucumber beetle Sharpshooters Leafhoppers Fleabeetles	FOLIAR: 2 to 4 oz./A (0.088 to 0.175 lb. a.i./A)	Higher water volumes provide improved insect control. Begin applications when first pest activity is noticed or when insects reach threshold levels per State and County Extension Service recommendations. Repeat as needed to maintain control, but not more often than every 7 days. For best results, time application before a damaging population becomes established.
	Aphids (suppression) Stinkbugs Whiteflies Thrips	FOLIAR: 3 to 4 oz./A (0.131 to 0.175 lb. a.i./A)	Under severe pest pressure, use the higher specified rates. The rate applied affects the length of control. Use the high rate where infestations occur later in crop development, or where pest pressure is continuous. Sharda Dinotefuran 70% SG can be mixed and/or alternated with commonly used insecticides, such as <i>Danitol</i> or <i>Knack</i> , for

			better knockdown and/or improved control of pests.
--	--	--	--

[*Not for use in California.]

Precautions and Restrictions:

- Regardless of application method or product, **DO NOT** apply more than a total 0.54 lbs. of Dinotefuran per acre per calendar year.

Foliar Application

Follow application instructions as indicated in the Bee Hazard Direction for Use.



- Apply with air or ground equipment in adequate water for uniform coverage (5 to 10 gals/A by air or 50 to 300 gals/A by ground).
- DO NOT** apply **Dinotefuran 70% SG** within one (1) day of harvest.
- Interval between application cannot be less than 7 days.
- DO NOT** apply more than a total of 8 oz. of **Dinotefuran 70% SG** (0.350 lb. a.i.) per acre per crop calendar year.

STORAGE AND DISPOSAL**DO NOT** contaminate water, food or feed by storage or disposal.

PESTICIDE STORAGE: Store in the original container. **DO NOT** store in a manner where cross-contamination with other pesticides, fertilizers, food, or feed could occur. In the event of a spill during handling or storage, absorb with sand or other inert material and dispose of absorbent in accordance with the Pesticide Disposal instructions listed below.

PESTICIDE DISPOSAL: Pesticide wastes are acutely hazardous. Improper disposal of excess pesticide, spray mixture, or rinsate, is a violation of Federal law and may contaminate groundwater. If these wastes cannot be disposed of by use according to label instructions, contact your State Pesticide or Environmental Control Agency, or the Hazardous Waste representative at the nearest EPA Regional Office for guidance.

CONTAINER HANDLING:

[Non-refillable Plastic Containers (Capacity Equal to or Less than 50 Pounds): **DO NOT** reuse or refill this container. Triple rinse container (or equivalent) promptly after emptying. Triple rinse as follows: Empty the remaining contents into application equipment or a mix tank. Fill the container 1/4 full with water and recap. Shake for 10 seconds. Pour rinsate into application equipment or a mix tank or store rinsate for later use or disposal. Drain for 10 seconds after the flow begins to drip. Repeat this procedure two or more times. Offer for recycling, or puncture and dispose of in a sanitary landfill, or if allowed by State and local authorities, by burning. If burned, stay out of smoke.]

[Non-refillable Plastic Containers (Capacity Equal to or more than 50 Pounds): **DO NOT** reuse or refill this container. Pressure rinse as follows: Empty the remaining contents into application equipment or a mix tank. Hold container upside down over application equipment or a mix tank or collect rinsate for later use or disposal. Insert pressure rinsing nozzle in the side of the container, and rinse at about 40 PSI for at least 30 seconds. Drain for 10 seconds after the flow begins to drip. Then offer for recycling if available or puncture and dispose of in a sanitary landfill, or by incineration. **DO NOT** burn, unless allowed by State and local ordinances.]

[Non-refillable Paper or Plastic Bags, Fiber Sacks including Flexible Intermediate Bulk Containers (FIBC) or Fiber Drums with Liners: **DO NOT** reuse or refill this container. Completely empty paper or plastic bag, fiber sack or drum liner by shaking and tapping sides and bottom to loosen clinging particles. Empty residue into application or manufacturing equipment. Then offer for recycling if available or dispose of empty paper or plastic bag, fiber sack or fiber drum and liner in a sanitary landfill, or by incineration. **DO NOT** burn, unless allowed by State and local ordinances.]

[Container Handling/Return: **DO NOT** DISCARD THIS CONTAINER. **DO NOT** attempt to open or tamper with the container. Completely empty container into application equipment. All containers must be returned per instructions provided. **DO NOT** reuse this container for any other purpose.]

CONDITIONS OF SALE AND LIMITATION OF WARRANTY AND LIABILITY

NOTICE: Read the entire Directions for Use and Conditions of Sale and Limitation of Warranty and Liability before buying or using this product. If the terms are not acceptable, return the product at once, unopened, and the purchase price will be refunded.

The Directions for Use of this product must be followed carefully. It is impossible to eliminate all risks inherently associated with the use of this product. Ineffectiveness or other unintended consequences may result because of such factors as manner of use or application, weather, presence of other materials or other influencing factors in the use of the product, which are beyond the control of Sharda USA LLC or Seller. To the extent consistent with applicable law, all such risks shall be assumed by Buyer and User, and Buyer and User agree to hold Sharda USA LLC and Seller harmless for any claims relating to such factors.



Sharda USA LLC warrants that this product conforms to the chemical description on the label and is reasonably fit for the purposes stated in the Directions for Use, subject to the inherent risks referred to above, when used in accordance with directions under normal use conditions. This warranty does not extend to the use of this product contrary to label instructions, or under conditions not reasonably foreseeable to or beyond the control of Seller or Sharda USA LLC and Buyer and User assume the risk of any such use. To

the extent consistent with applicable law, SHARDA USA LLC MAKES NO WARRANTIES OF MERCHANTABILITY OR OF FITNESS FOR A PARTICULAR PURPOSE NOR ANY OTHER EXPRESS OR IMPLIED WARRANTY EXCEPT AS STATED ABOVE.

To the extent consistent with applicable law, neither Sharda USA LLC nor Seller shall be liable for any incidental, consequential, or special damages resulting from the use or handling of this product. **TO THE EXTENT CONSISTENT WITH APPLICABLE LAW, THE EXCLUSIVE REMEDY OF THE USER OR BUYER, AND THE EXCLUSIVE LIABILITY OF SHARDA USA LLC AND SELLER FOR ANY AND ALL CLAIMS, LOSSES, INJURIES OR DAMAGES (INCLUDING CLAIMS BASED ON BREACH OF WARRANTY, CONTRACT, NEGLIGENCE, TORT, STRICT LIABILITY OR OTHERWISE) RESULTING FROM THE USE OR HANDLING OF THIS PRODUCT, SHALL BE THE RETURN OF THE PURCHASE PRICE OF THE PRODUCT OR, AT THE ELECTION OF SHARDA USA LLC OR SELLER, THE REPLACEMENT OF THE PRODUCT.**

Sharda USA LLC and Seller offer this product, and Buyer and User accept it, subject to the foregoing Conditions of Sale and Limitation of Warranty and Liability, which may not be modified except by written agreement signed by a duly authorized representative of Sharda USA LLC.

[OPTIONAL MARKETING LANGUAGE]

1	[www.shardausa.com]  []
2	[Handle with Care]
3	[This side Up]
4	{The below graphic to be added to box if formulated in the United States}  []

[All trademarks are the property of their respective owners.]

Knack is a registered trademark of Valent U.S.A. LLC

Danitol is a registered trademark of Sumitomo Chemical Company, Ltd.

***Danitol* is a restricted use pesticide.**

[Sublabel B – ORNAMENTALS AND TURFGRASS]

DINOTEFURAN GROUP 4A INSECTICIDE

Sharda Dinotefuran 70% SG

ABN: Daiki

For control of listed sucking and chewing insects on ornamental plants grown in commercial, industrial, and outdoor residential areas, indoor and outdoor nursery and greenhouse ornamental production (commercial, industrial, recreational: parks, schools, cemeteries, airport grounds, military grounds, golf courses, woodlots, and athletic fields), and turfgrass grown in outdoor commercial, recreational and residential in sites (such as airports, athletic fields, cemeteries, commercial lawns, golf courses, grounds or lawns around business and office complexes, home lawns, multi-family residential and apartment complexes, military and other institutions, parks, playgrounds, shopping centers, and sod farms).

ACTIVE INGREDIENT:	WT. BY %
Dinotefuran, N-methyl-N'-nitro-N''-((tetrahydro-3-furyl)methyl)guanidine.....	35.00%
OTHER INGREDIENTS:.....	65.00%
TOTAL:	100.00%

*Contains 3.24 pounds active ingredient per gallon.

KEEP OUT OF REACH OF CHILDREN

CAUTION/PRECAUCIÓN

Si usted no entiende la etiqueta, busque a alguien para que se la explique a usted en detalle.
(If you **DO NOT** understand this label, find someone to explain it to you in detail.)

FIRST AID	
IF ON SKIN OR CLOTHING:	<ul style="list-style-type: none"> Take off contaminated clothing. Rinse skin immediately with plenty of water for 15-20 minutes. Call a poison control center or doctor for treatment advice.
IF SWALLOWED:	<ul style="list-style-type: none"> Call a poison control center or doctor immediately for treatment advice. DO NOT induce vomiting unless told to do so by a poison control center or doctor. Have person sip a glass of water if able to swallow. DO NOT give anything by mouth to an unconscious person.
IF IN EYES:	<ul style="list-style-type: none"> Hold eye open and rinse slowly and gently with water for 15-20 minutes. Remove contact lenses, if present, after the first five minutes, then continue rinsing. Call a poison control center or doctor immediately for treatment advice.
IF INHALED:	<ul style="list-style-type: none"> Move person to fresh air. If person is not breathing, call 911 or an ambulance, then give artificial respiration, preferably mouth-to-mouth, if possible. Call a poison control center or doctor immediately for treatment advice.
HOTLINE NUMBER	
Have the product container or label with you when calling a poison control center or doctor or going for treatment. For emergency information concerning this product, call your poison control center at 1-800-222-1222 .	

[Optional referral statements when booklets and container labels are used:]

[See label booklet for [complete] [additional] [First Aid,] [Precautionary Statements], [Directions For Use], and [Storage and Disposal].]

Manufactured for:

Sharda USA LLC

7217 Lancaster Pike, Suite A
Hockessin, Delaware 19707

EPA Reg No. 83529-XXX

Net Contents: _____ Lbs. [Kg.]

PRECAUTIONARY STATEMENTS

HAZARDS TO HUMANS AND DOMESTIC ANIMALS

CAUTION

PERSONAL PROTECTIVE EQUIPMENT (PPE)

Some materials that are chemical-resistant to this product are listed below. If you want more options, follow the instructions for category A on an EPA chemical resistance category selection chart.

Applicators and other handlers must wear:

- Long-sleeved shirt and long pants
- Chemical-resistant gloves (made of any waterproof material)
- Shoes plus socks

USER SAFETY REQUIREMENTS

Follow manufacturer's instructions for cleaning/maintaining PPE. If no such instructions exist for washables, use detergent and hot water. Keep and wash PPE separately from other laundry.

USER SAFETY RECOMMENDATIONS

Users should:

- Wash hands before eating, drinking, chewing gum, using tobacco or using the toilet.
- Remove clothing immediately if pesticide gets inside. Then wash thoroughly and put on clean clothing.
- Remove PPE immediately after handling this product. Wash the outside of gloves before removing. As soon as possible, wash thoroughly and change into clean clothing.

ENVIRONMENTAL HAZARDS

This pesticide is toxic to aquatic invertebrates. **DO NOT** apply directly to water, or to areas where surface water is present or to intertidal areas below the mean high water mark. **DO NOT** apply when weather conditions favor drift from treated areas. Drift and runoff from treated areas may be hazardous to aquatic organisms in water adjacent to treated areas. **DO NOT** dispose of equipment washwaters or rinsate into a natural drain or water body. **DO NOT** contaminate water when disposing of equipment washwaters or rinsate.

This compound is toxic to honey bees. The persistence of residues and potential residual toxicity of Dinotefuran in nectar and pollen suggest the possibility of chronic risk to honey bee larvae and the eventual instability of the hive.

- This product is toxic to bees exposed to residues for more than 38 hours following treatment.
- **DO NOT** apply this product to blooming, pollen-shedding or nectar-producing parts of plants during this time period, unless the application is made in response to a public health emergency declared by appropriate state and federal authorities.

Dinotefuran and its degradate, 1-Methyl-2-nitroguanidine (MNG) have the properties and characteristics associated with chemicals detected in groundwater. The high water solubility of dinotefuran, and its degradate, MNG, coupled with its very high mobility, and resistance to biodegradation indicates that this compound has a strong potential to leach to the subsurface under certain conditions as a result of label use. Use of this chemical in areas where soils are permeable, particularly where the water table is shallow, may result in groundwater contamination. Periodic monitoring of shallow groundwater in the use area is recommended.

PROTECTION OF POLLINATORS



APPLICATION RESTRICTIONS EXIST FOR THIS PRODUCT BECAUSE OF RISK TO BEES AND OTHER INSECT POLLINATORS. FOLLOW APPLICATION RESTRICTIONS FOUND IN THE DIRECTIONS FOR USE TO PROTECT POLLINATORS.

Look for the bee hazard icon in the **DIRECTIONS FOR USE** for each application site for specific use restrictions and instructions to protect bees and other insect pollinators.

This product can kill bees and other insect pollinators. Bees and other insect pollinators will forage on plants when they flower, shed pollen, or produce nectar. Bees and other insect pollinators can be exposed to this pesticide from:

- Direct contact during foliar applications, or contact with residues on plant surfaces after foliar applications

- Ingestion of residues in nectar and pollen when the pesticide is applied as a seed treatment, soil, tree injection, as well as foliar applications.

When Using This Product Take Steps To:

- Minimize exposure of this product to bees and other insect pollinators when they are foraging on pollinator attractive plants around the application site.
- Minimize drift of this product on to beehives or to off-site pollinator attractive habitat. Drift of this product onto beehives or off-site to pollinator attractive habitat can result in bee kills.

Information on protecting bees and other insect pollinators may be found at the Pesticide Environmental Stewardship website at: <http://pesticidestewardship.org/PollinatorProtection/Pages/default.aspx>

Pesticide incidents (for example, bee kills) should immediately be reported to the state/tribal lead agency. For contact information for your state, go to: www.aapco.org/officials.html. Pesticide incidents should also be reported to the National Pesticide Information Center at: www.npic.orst.edu or direct to EPA at: beekill@epa.gov.

PHYSICAL OR CHEMICAL HAZARDS

DO NOT use, pour, spill or store near heat or open flame.

SPRAY DRIFT ADVISORY

DO NOT apply under conditions involving possible drift to food, forage or other plantings that might be damaged or the crop thereof rendered for sale, use or consumption.

DIRECTIONS FOR USE

It is a violation of Federal law to use this product in a manner inconsistent with its labeling.

READ ENTIRE LABEL, USE STRICTLY IN ACCORDANCE WITH PRECAUTIONARY STATEMENTS AND DIRECTIONS, AND WITH APPLICABLE STATE AND FEDERAL REGULATIONS.

DO NOT apply this product in a way that will contact workers or other persons, either directly or through drift. Only protected handlers may be in the area during application. For any requirements specific to your State or Tribe, consult the agency responsible for pesticide regulation.

AGRICULTURAL USE REQUIREMENTS

Use this product only in accordance with its labeling and with the Worker Protection Standard, 40 CFR Part 170. This Standard contains requirements for the protection of agricultural workers on farms, forests, nurseries, greenhouses and handlers of agricultural insecticides. It contains requirements for training, decontamination, notification and emergency assistance. It also contains specific instructions and exceptions pertaining to the statements on this label about personal protective equipment (PPE) and restricted-entry interval. The requirements in this box only apply to uses of this product that are covered by the Worker Protection Standard.

DO NOT enter or allow worker entry into treated areas during the restricted entry interval (REI) of 12 hours.

PPE required for early entry to treated areas that is permitted under the Worker Protection Standard and that involves contact with anything that has been treated, such as plants, soil or water is:

- Coveralls
- Chemical-resistant gloves (made of any waterproof material)
- Shoes plus socks.

NON-AGRICULTURAL USE REQUIREMENTS

The requirements in this box apply to uses of this product that are NOT within the scope of the Worker Protection Standard for agricultural pesticides (40 CFR Part 170). The WPS applies when this product is used to produce agricultural plants on farms, forests, nurseries or greenhouses.

Keep all unprotected persons out of operating areas, or vicinity where there may be drift. **DO NOT** enter treated areas without protective clothing until sprays have dried.

INSECT RESISTANCE MANAGEMENT

For resistance management, **Sharda Dinotefuran 70% SG** contains dinotefuran and is classified in the neonicotinoid chemical class as a Group 4A insecticide, neonicotinoid acetylcholine receptors (nAChRs) of the central nervous system of insects. Any insect population may contain individuals naturally resistant to **Sharda Dinotefuran 70% SG** and other Group 4A insecticides. The resistant individuals may dominate the insect population if this group of insecticides are used repeatedly in the same fields. Appropriate resistance-management strategies should be followed.

To delay insecticide resistance, take the following steps:

- Rotate the use of **Sharda Dinotefuran 70% SG** or other Group 4A insecticides within a growing season, or among growing seasons, with different groups that control the same pests.
- Use tank mixtures with insecticides from a different group that are equally effective on the target pest when such use is permitted. **DO NOT** rely on the same mixture repeatedly for the same pest population. Consider any known cross-resistance issues for the targeted pests between the individual components of a mixture.
- In addition, consider the following recommendations provided by the Insecticide Resistance Action Committee (IRAC):
 - Individual insecticides selected for use in mixtures should be highly effective and be applied at the rates at which they are individually registered for use against the target species.
 - Mixtures with components having the same IRAC mode of action classification are not recommended for insect resistance management.
 - When using mixtures, consider any known cross-resistance issues between the individual components for the targeted pest(s).
 - Mixtures become less effective if resistance is already developing to one or both active ingredients, but they may still provide pest management benefits.
 - The insect resistance management benefits of an insecticide mixture are greatest if the two components have similar periods of residual insecticidal activity. Mixtures of insecticides with unequal periods of residual insecticide activity may offer an insect resistance management benefit only for the period where both insecticides are active.
- Adopt an integrated pest management program for insecticide/acaricides use that includes scouting, uses historical information related to pesticide use, crop rotation, record keeping, and which considers cultural, biological and other chemical control practices.
- Monitor after application for unexpected target pest survival. If the level of survival suggests the presence of resistance, consult with your local university specialist or certified pest control advisor.
- Contact your local extension specialist or certified crop advisors for any additional pesticide resistance-management and/or IPM recommendations for the specific site and pest problems in your area.
- For further information or to report suspected resistance contact Sharda USA, LLC at <https://shardausa.com/>

APPLICATION INFORMATION

TURFGRASS

Use **Sharda Dinotefuran 70% SG** for the control of soil inhabiting pests of turfgrass such as Annual Bluegrass Weevil, Billbugs, Black Turfgrass Ataenius, European Chafer, Green June Beetle, Japanese Beetle, Masked Chafers, Mole Crickets and Oriental Beetle. Also use **Sharda Dinotefuran 70% SG** for the suppression of chinchbugs and cutworms in turfgrass areas.

Apply **Sharda Dinotefuran 70% SG** as directed on outdoor commercial, recreational and residential turfgrass in sites such as airports, athletic fields, cemeteries, commercial lawns, golf courses, grounds or lawns around business and office complexes, home lawns, multi-family residential and apartment complexes, military and other institutions, parks, playgrounds, shopping centers and sod farms. Target the timing of **Sharda Dinotefuran 70% SG** applications at or just prior to or during egg laying of the target pests. The need for an application will be based on historical and/or physical monitoring of the site, current season adult trapping, previous experience or other methods. Optimum control will be achieved when applications are made prior to or at egg hatch of the target pests followed by sufficient irrigation or rainfall to move the active ingredient through the turf thatch layer. Consult your State and County Extension Service for more specific application timing recommendations.

DO NOT make applications when the target site is saturated with water. Adequate distribution of the active ingredient cannot be achieved when this condition exists.

ORNAMENTAL PLANTS

Apply **Sharda Dinotefuran 70% SG** as an outdoor broadcast spray or foliar spray for insect control in ornamental plants in commercial or residential landscapes, greenhouses, industrial landscapes and nurseries.

Sharda Dinotefuran 70% SG is a systemic product and will be taken up by the root system and foliage and translocated upward throughout the plant. When applied as a foliar spray, the product offers locally systemic control of foliar pests. Make applications by foliar sprays or soil applications, including drenches and broadcast foliar sprays. When applied as a drench to plants with woody stems, systemic activity will be delayed until the product is translocated throughout the plant. Make applications prior to buildup of the target pest. For outdoor and landscape ornamental broadcast applications, **DO NOT** exceed a total of 3/4 lb. of **Sharda Dinotefuran 70% SG** (0.52 lb. a.i.) per acre per year.

Precautions and Restrictions:

- **DO NOT** graze treated areas or use clippings from treated areas for feed or forage.
- Prevent runoff or puddling of irrigation water following application.
- Keep children and pets off treated areas until spray has dried.
- **DO NOT** apply to areas which are waterlogged or saturated, or frozen, which will not allow penetration into the root zone of the plant.

MIXING INSTRUCTIONS

Add 1/2 of the required amount of water to the mix tank. With the agitator running, add the desired amount of **Sharda Dinotefuran 70% SG** to the tank. Continue agitation while adding the remainder of the water. Begin application of the solution after **Sharda Dinotefuran 70% SG** has completely dispersed into the mix water. Maintain agitation until all of the mixture has been applied.

APPLICATION PROCEDURES AND SPRAY EQUIPMENT**Ground Application**

Select spray nozzles which will provide accurate and uniform spray deposition. Use spray nozzles which provide medium-sized droplets and reduce drift. To help ensure accuracy, calibrate sprayer before each use. For information on spray equipment and calibration, consult nozzle manufacturers and/or State and County Extension Service.

Apply **Sharda Dinotefuran 70% SG** using sufficient water volume to provide thorough and uniform coverage. In situations where a dense canopy exists and/or pest pressure is high, use greater water volumes. The use of a spray adjuvant may improve spray coverage. **DO NOT** make applications under conditions where uniform coverage cannot be obtained or where excessive spray drift may occur. Ground Application to Turfgrass.

Apply **Sharda Dinotefuran 70% SG** through conventional spray equipment in a minimum of 1 gal. of finished spray per 1000 sq. ft. Ensure adequate distribution in the treated area using accurately calibrated equipment normally used for application of turfgrass insecticides. Use equipment which will produce a uniform, coarse droplet spray, using a low pressure setting to eliminate off target drift. Check calibration periodically to ensure that equipment is working properly. To avoid skips, use marker dyes or foam aids.

Ground Application to Ornamental Plants

Apply **Sharda Dinotefuran 70% SG** using many different types of application equipment. Apply in sufficient water to ensure good coverage of ornamental plants. When making applications to plants with hard to wet foliage such as holly or pine, the addition of a spreader/sticker is recommended. If concentrate or mist type spray equipment is used, an equivalent amount of product should be used on the spray area as would be used in a dilute solution. To assure optimum effectiveness, the product must be placed where the growing portion of the target plant will absorb the active ingredient. Make applications to foliage or as a soil drench.

Application Through Irrigation Systems (Chemigation)

Sharda Dinotefuran 70% SG alone or in combination with other products which are registered for application through sprinkler irrigation may be applied through irrigation systems where so noted in the soil application of each crop. Apply this product only through center pivot, solid set, hand move, or moving wheel irrigation systems (turfgrass) or microirrigation (individual spaghetti tube), drip irrigation, overhead irrigation, or motorized calibrated irrigation equipment (ornamentals). **DO NOT** apply through any other type of irrigation system. Lack of effectiveness results from non-uniform distribution of treated water. If you have questions about calibration, contact State and County Extension Service, equipment manufacturers or other experts. A person knowledgeable of the chemigation system and responsible for its operation, or under the supervision of the responsible person, shall shut the system down and make necessary adjustments.

DO NOT APPLY Sharda Dinotefuran 70% SG through any irrigation system physically connected to a public water system.

Public water system means a system for the provision to the public of piped water for human consumption if such system has at least 15 service connections or regularly serves an average of at least 25 individuals daily at least 60 days per year. **Sharda Dinotefuran 70% SG** may be applied through irrigation systems which may be supplied by a public water system only if the water from the public water system is discharged into a reservoir tank prior to pesticide introduction. There shall be a complete physical break (air gap) between the outlet end of the fill pipe and to top or overflow rim of the reservoir tank of at least twice the inside diameter of the fill pipe. Before beginning chemigation, always make sure that the air gap exists and that there is no blockage of the overflow of the reservoir tank.

Any irrigation system using water supplied from a public water system must also meet the following requirements:

Operating Instructions for All Recommended Types of Irrigation Systems

1. Calibrate the system to uniformly apply the rates specified. If you have questions about calibration, contact State Extension Service specialists, equipment manufacturers, or other experts.

2. The system must contain a functional check valve, vacuum relief valve, and low pressure drain appropriately located on the irrigation pipeline to prevent water source contamination from backflow.
3. The pesticide injection pipeline must contain a functional, automatic, quick-closing check valve to prevent the flow of fluid back toward the injection pump.
4. The pesticide injection pipeline must also contain a functional, normally closed, solenoid-operated valve located on the intake side of the injection pump and connected to the system interlock to prevent fluid from being withdrawn from the supply tank when the irrigation system is either automatically or manually shut down.
5. The system must contain functional interlocking controls to automatically shut off the pesticide injection pump when the water pump motor stops.
6. The irrigation line or water pump must include a functional pressure switch which will stop the water pump motor when the water pressure decreases to the point where pesticide distribution is adversely affected.
7. Systems must use a metering pump, such as a positive displacement injection pump (e.g., diaphragm pump) effectively designed and constructed of materials that are compatible with pesticides and capable of being fitted with a system interlock.
8. **DO NOT** apply when wind speed favors drift beyond the area intended.

EQUIPMENT CALIBRATION INSTRUCTIONS

Apply **Sharda Dinotefuran 70% SG** under the schedule specified in the specific use recommendations, not according to the irrigation schedule unless the events coincide. In general, set the equipment to apply the minimum amount of water per acre. Run the system at 86 to 90% of the manufacturer's maximum rated travel speed.

The following calibration and application techniques are provided for user reference, but **DO NOT** constitute a warranty of fitness for application through sprinkler irrigation equipment. Users should check with State and County Extension Service for potential use restrictions before applying any agricultural chemical through sprinkler irrigation equipment.

Center Pivot Irrigation Equipment

1. Use only drive systems that provide uniform water distribution.
2. **DO NOT** use end guns when chemigating **Sharda Dinotefuran 70% SG** through center pivot systems because of non-uniform application.
3. Plug the first nozzle closest to the well head to protect the water source.
4. Determine the size of the area to be treated.
5. Determine the time required to apply 0.1 - 0.25 inches of water over the area to be treated when the system and injection equipment are operated at normal pressures as recommended by the equipment manufacturer. Run the system at 80 - 95% of the manufacturer's rated maximum travel speed.
6. Using water, determine the injection pump output when operated at normal line pressure.
7. Determine the amount of **Sharda Dinotefuran 70% SG**, and any tank mix partners, required to treat the area covered by the irrigation system.
8. Add the required amount of **Sharda Dinotefuran 70% SG**, and any tank mix partners, and sufficient water to meet the injection time requirements to the solution tanks. (See "Mixing Instructions" section of this label.)
9. Make sure the system is fully charged with water before starting injection of the **Sharda Dinotefuran 70% SG** solution. Time the injection to last at least as long as it takes to bring the system to full pressure.
10. Maintain constant agitation in the solution tank during the injection period.
11. Inject the specified amount of **Sharda Dinotefuran 70% SG** per acre continuously for one complete revolution of the system.
12. Stop the injection equipment after treatment is complete. Continue to operate the system until the **Sharda Dinotefuran 70% SG** solution has cleared all of the sprinkler heads.
13. Allow time for all lines to flush the pesticide through all nozzles before turning off irrigation water.

Solid Set, Hand Move and Moving Wheel Irrigation Equipment

1. Determine the acreage covered by the sprinklers.
2. Fill injector solution tank with plain water and calibrate the flow rate of the system to deliver the contents of the tank over a 20–40-minute time interval.
3. Determine the amount of **Sharda Dinotefuran 70% SG** required to treat the area covered by the irrigation system.
4. Add the required amount of **Sharda Dinotefuran 70% SG**, and any other tank mix partners, into the same quantity of water used to calibrate the injection period. (See "Mixing Instructions" section of this label.)
5. Operate the system at the same pressure and time interval established during the calibration.
6. Inject specified amount of **Sharda Dinotefuran 70% SG** per acre for either a 20–40-minute period at the end of a regular irrigation set, or as a 20-40 minute injection as a separate application not associated with a regular irrigation to maximize retention of the insecticide by the foliage.
7. Stop injection equipment after treatment is completed. Continue to operate the system until the **Sharda Dinotefuran 70% SG** solution has cleared the last sprinkler head. To ensure lines are flushed and free from remaining pesticides, a dye indicator may be injected into the lines to mark the end of the application period.

TANK MIXING INFORMATION

Add 1/2 of the required amount of water to the mix tank. Start the agitator before adding any tank mix partners. In general, add tank mix partners in this order: products packaged in water soluble packaging, wettable powders, wettable granules (dry flowables), liquid flowables, liquids, emulsifiable concentrates, and surfactants/adjuvants. Always allow each tank mix partner to become fully dispersed before adding the next product. Provide sufficient agitation while adding the remainder of the water. Maintain agitation until all the mixture has been applied.

When using **Sharda Dinotefuran 70% SG** in tank mixtures, add all products in water soluble packaging to the tank before any other tank mix partner, including **Sharda Dinotefuran 70% SG**. Allow the water-soluble packaging to completely dissolve and the product(s) to completely disperse before adding any other tank mix partner to the tank.

If using **Sharda Dinotefuran 70% SG** in a tank mixture, observe all directions for use, crop/sites, use rates, dilution ratios, precautions, and limitations which appear on the tank mix product label. **DO NOT** exceed the label dosage rate and follow the most restrictive label precautions and limitations. **DO NOT** mix this product with any product which prohibits such mixing. Tank mixtures or other applications of products referenced on this label are permitted only in those states in which the referenced products are labeled.

COMPATIBILITY

The crop safety of all potential tank mixes on all crops has not been tested. Before applying any tank mixture not specifically recommended on this label, the safety to the target crop should be confirmed.

Sharda Dinotefuran 70% SG is compatible with most commonly used pesticides, crop oils, adjuvants, and nutritional sprays. However, since it is not possible to test all possible mixtures, the user should pretest to assure the physical compatibility and lack of phytotoxic effect of any proposed mixtures with **Sharda Dinotefuran 70% SG**. To determine the physical compatibility of **Sharda Dinotefuran 70% SG** with other products, use a jar test, as described below:

Using a quart jar, add the proportionate amounts of the products to 1 qt. of water. Add wettable powders and water dispersible granular products first, then liquid flowables, and emulsifiable concentrates last. After thoroughly mixing, let stand for at least 5 minutes. If the combination remains mixed or remixed readily, it is physically compatible. Once compatibility has been proven, use the same procedure for additional required ingredients to the spray tank.

SPRAY DRIFT ADVISORIES

THE APPLICATOR IS RESPONSIBLE FOR AVOIDING OFF-SITE SPRAY DRIFT. BE AWARE OF NEARBY NON-TARGET SITES AND ENVIRONMENTAL CONDITIONS. The applicator is responsible for employing practices that will minimize spray drift at the application site.

IMPORTANCE OF DROPLET SIZE

An effective way to reduce spray drift is to apply large droplets. Use the largest droplets that provide target pest control. While applying larger droplets will reduce spray drift, the potential for drift will be greater if applications are made improperly or under unfavorable environmental conditions.

Controlling Droplet Size – Ground Boom

Volume - Increasing the spray volume so that larger droplets are produced will reduce spray drift. Use the highest practical spray volume for the application. If a greater spray volume is needed, consider using a nozzle with a higher flow rate.

Pressure - Use the lowest spray pressure recommended for the nozzle to produce the target spray volume and droplet size.

Spray Nozzle - Use a spray nozzle that is designed for the intended application. Consider using nozzles designed to reduce drift.

Controlling Droplet Size – Aircraft

Adjust Nozzles - Follow nozzle manufacturers' recommendations for setting up nozzles. Generally, to reduce fine droplets, nozzles should be oriented parallel with the airflow in flight.

BOOM HEIGHT – Ground Boom

For ground equipment, the boom should remain level with the crop and have minimal bounce.

RELEASE HEIGHT – Aircraft Higher release heights increase the potential for spray drift.

SHIELDED SPRAYERS

Shielding the boom or individual nozzles can reduce spray drift. Consider using shielded sprayers. Verify that the shields are not interfering with the uniform deposition of the spray on the target area.

TEMPERATURE AND HUMIDITY

When making applications in hot and dry conditions, use larger droplets to reduce the effects of evaporation.

TEMPERATURE INVERSIONS

Drift potential is high during a temperature inversion. Temperature inversions are characterized by increasing temperature with altitude and are common on nights with limited cloud cover and light to no wind. The presence of an inversion can be indicated by ground fog or by the movement of smoke from a ground source or an aircraft smoke generator. Smoke that layers and moves laterally in a concentrated cloud (under low wind conditions) indicates an inversion, while smoke that moves upward and rapidly dissipates indicates good vertical air mixing. Avoid applications during temperature inversions.

WIND

Drift potential generally increases with wind speed. AVOID APPLICATIONS DURING GUSTY WIND CONDITIONS. Applicators need to be familiar with local wind patterns and terrain that could affect spray drift.

Air Assisted (Air Blast) Tree and Vine Sprayers (Ornamentals Only)

Air assisted tree and vine sprayers carry droplets in the canopy of trees and vines via a radially or laterally directed air stream. In addition to the general drift management principles already described, the following specific practices will further reduce drift potential:

- Adjust deflectors and aiming devices so that spray is only directed into the canopy.
- Block off upward pointed nozzles when there is no overhanging canopy.
- Use only enough air volume to penetrate the canopy and provide good coverage. Use 50 – 300 gals. of finished spray per acre.
- **DO NOT** allow spray to go beyond the edge of the cultivated area. Spray the outside row only from outside the planting.

MANDATORY SPRAY DRIFT MANAGEMENT**Aerial Applications**

- **DO NOT** release spray at a height greater than 10 ft above the ground or vegetative canopy, unless a greater application height is necessary for pilot safety.
- Applicators are required to use a medium or coarser (ASABE S572.1) droplet size.
- **DO NOT** apply when wind speeds exceed 15 mph at the application site. If the windspeed is greater than 10 mph, the boom length must be 65% or less of the wingspan for fixed wing aircraft and 75% or less of the rotor diameter for helicopters. Otherwise, the boom length must be 75% or less of the wingspan for fixed-wing aircraft and 90% or less of the rotor diameter for helicopters.
- For aerial applicators, if the windspeed is 10 miles per hour or less, applicators must use ½ swath displacement upwind at the downwind edge of the field. When the windspeed is between 11-15 miles per hour, applicators must use ¾ swath displacement upwind at the downwind edge of the field.
- **DO NOT** apply during temperature inversions.

Ground Boom Applications

- User must only apply with the release height recommended by the manufacturer, but no more than 4 feet above the ground or crop canopy.
- Applicators are required to use a medium or coarser droplet size (ASABE S572.1).
- **DO NOT** apply when wind speeds exceed 15 miles per hour at the application site.
- **DO NOT** apply during temperature inversions.

Boomless Ground Applications

- Applicators are required to use a medium or coarser droplet size (ASABE S572.1) for all applications.
- **DO NOT** apply when wind speeds exceed 15 miles per hour at the application site.
- **DO NOT** apply during temperature inversions.

TURF AND ORNAMENTAL USE DIRECTIONS**TURFGRASS**

SITE	PEST	RATE	USE SPECIFIC INSTRUCTIONS
Commercial Recreational Residential	Southern Mole Cricket Tawny Mole Cricket	3/4 lb./A (0.52 lb. a.i./A) (0.28 oz. per 1000 sq. ft.)	Make application prior to or during the peak egg hatch period. When adults or large nymphs are present and actively tunneling, application should be accompanied by a curative insecticide such as Orthene® Turf, Tree & Ornamental Spray.
	White grub larvae such as: Annual Bluegrass Weevil	3/4 lb./A (0.52 lb. a.i./A) (0.28 oz. per 1000 sq. ft.)	For optimum control of grubs, billbugs, and annual bluegrass weevil, make application prior to or during egg

Asiatic Garden Beetle Billbug Black Turfgrass Ataenius European Chafer Green June Beetle Japanese Beetle May/June Beetle Northern Masked Chafer Oriental Beetle Southern Masked Chafer		hatch of the target pest.
Suppression of: Chinchbug Cutworms Sod Webworm	3/4 lb./A (0.52 lb. a.i./A) (0.28 oz. per 1000 sq. ft.)	For suppression of chinchbugs, make application prior to hatching of the first instar nymphs.

Precautions and Restrictions:

- Apply in sufficient water to ensure thorough coverage of target area. Use a minimum of 50 gals finished spray per acre.
- Consult your local State and County Extension Service or State Extension Turfgrass Specialists for more specific information on timing of insecticide applications.
- For optimal control, irrigation or rainfall should occur within 24 hours after application to ensure movement of the active ingredient through the thatch.
- Avoid mowing turf or lawn grass until after sufficient irrigation or rainfall has occurred so that uniformity of application will not be affected.
- **DO NOT** apply more than a total of ¾ lb. of **Sharda Dinotefuran 70% SG** (0.52 lb. a.i.) per acre per year.

ORNAMENTAL PLANTS (FOLIAR APPLICATION)

Follow application instructions as indicated in the Bee Hazard Direction for Use.

SITE	PEST	RATE	USE SPECIFIC INSTRUCTIONS
Evergreens Flowering Plants Foliage Plants Ground Covers Ornamental Plants Ornamental Trees Non-Bearing Fruit Trees Non-Bearing Nut Trees Non-Bearing Vines Shrubs	Adelgid Aphid Asian Cycad Scale Florida Wax Scale Japanese Beetle (adult) Lacebug Leaf Beetle Leafhopper (suppression) Leafminer Mealybug Sawfly Larvae Scale (Armored and Soft) Tea Scale Thrips (suppression) Whiteflies Giant Greenhouse Silverleaf	1.14 to 2.2 oz./100 gals (0.05 to 0.1 lb. a.i. per 100 gals)	For insect control on ornamental plants. Start treatment prior to buildup of high pest populations. Reapply on a 14–21-day interval as necessary. 100 gals of spray mix will treat 20,000 sq. ft. of area.

Precautions and Restrictions:

- **DO NOT** apply more than a total of ¾ lb. of **Sharda Dinotefuran 70% SG** (0.52 lb. a.i.) per acre per calendar year.

ORNAMENTAL PLANTS (GREENHOUSE FOLIAR APPLICATION)

CROP	PEST	RATE	USE SPECIFIC INSTRUCTIONS
Evergreens Flowering Plants Foliage Plants Ground Covers Ornamental Plants Ornamental Trees Non-Bearing Fruit Trees Non-Bearing Nut Trees	Adelgid Aphid Asian Cycad Scale Florida Wax Scale Japanese Beetle (adult) Lacebug Leaf Beetle	1.14 to 2.2 oz./100 gals (0.05 to 0.1 lb. a.i. per 100 gals)	For insect control on ornamental plants. Start treatment prior to buildup of high pest populations. Reapply on a 14–21 day interval as necessary. 100 gals of spray mix will treat 20,000 sq. ft. of area.

Non-Bearing Vines Shrubs	Leafhopper (suppression) Leafminer Mealybug Sawfly Larvae Scale (Armored and Soft) Tea Scale Thrips (suppression) Whiteflies Giant Greenhouse Silverleaf		
Precautions and Restrictions: <ul style="list-style-type: none"> DO NOT apply more than a total of 3/4 lb. of Sharda Dinotefuran 70% SG (0.52 lb. a.i.) per acre per calendar year. 			

ORNAMENTAL PLANTS (GREENHOUSE FOLIAR APPLICATION)

CROP	PEST	RATE	USE SPECIFIC INSTRUCTIONS
Evergreens Flowering Plants Foliage Plants Ground Covers Ornamental Plants Ornamental Trees Non-Bearing Fruit Trees Non-Bearing Nut Trees Non-Bearing Vines Shrubs	Adelgid Aphid Asian Cycad Scale Florida Wax Scale Japanese Beetle (adult) Lacebug Leaf Beetle Leafhopper (suppression) Leafminer Mealybug Sawfly Larvae Scale (Armored and Soft) Tea Scale Thrips (suppression) Whiteflies Giant Greenhouse Silverleaf	1.14 to 2.2 oz./100 gals (0.05 to 0.1 lb. a.i. per 100 gals)	For insect control on ornamental plants. Start treatment prior to buildup of high pest populations. Reapply on a 14–21-day interval as necessary. 100 gals of spray mix will treat 20,000 sq. ft. of area.
Precautions and Restrictions: <ul style="list-style-type: none"> DO NOT apply more than a total of 3/4 lb. of Sharda Dinotefuran 70% SG (0.52 lb. a.i.) per acre per calendar year. 			

ORNAMENTAL PLANTS (DRENCH APPLICATION)

SITE	PEST	RATE	USE SPECIFIC INSTRUCTIONS
Evergreens Flowering Plants Foliage Plants Ground Covers Ornamentals Plants Ornamental Trees Non-Bearing Fruit Trees Non-Bearing Nut Trees Non-Bearing Vines Shrubs	Aphids Asian Cycad Scale Florida Wax Scale Fungus Gnat Leafminer Mealybug Scale (Armored and Soft) Tea Scale Thrips Whiteflies Giant Greenhouse Silverleaf	3.4 to 6.9 oz./100 gals (0.15 to 0.3 lb. a.i. per 100 gals)	Apply 4 fl. oz. of finished solution per 6" pot. Adjust amount of drench solution for smaller or larger pot size.
Precautions and Restrictions: <ul style="list-style-type: none"> DO NOT apply more than a total of 3/4 lb. of Sharda Dinotefuran 70% SG (0.52 lb. a.i.) per acre per calendar year. Drench volume should be sufficient to wet soil without resulting in overflow or runoff through drain holes in pots. 			

STORAGE AND DISPOSAL

DO NOT contaminate water, food or feed by storage or disposal.

PESTICIDE STORAGE: Store in the original container. **DO NOT** store in a manner where cross-contamination with other pesticides, fertilizers, food, or feed could occur. In the event of a spill during handling or storage, absorb with sand or other inert material and dispose of absorbent in accordance with the Pesticide Disposal instructions listed below.

PESTICIDE DISPOSAL: Pesticide wastes are acutely hazardous. Improper disposal of excess pesticide, spray mixture, or rinsate, is a violation of Federal law and may contaminate groundwater. If these wastes cannot be disposed of by use according to label instructions, contact your State Pesticide or Environmental Control Agency, or the Hazardous Waste representative at the nearest EPA Regional Office for guidance.

CONTAINER HANDLING:

[Non-refillable Plastic Containers (Capacity Equal to or Less than 50 Pounds): DO NOT reuse or refill this container. Triple rinse container (or equivalent) promptly after emptying. Triple rinse as follows: Empty the remaining contents into application equipment or a mix tank. Fill the container 1/4 full with water and recap. Shake for 10 seconds. Pour rinsate into application equipment or a mix tank or store rinsate for later use or disposal. Drain for 10 seconds after the flow begins to drip. Repeat this procedure two or more times. Offer for recycling, or puncture and dispose of in a sanitary landfill, or if allowed by State and local authorities, by burning. If burned, stay out of smoke.]

[Non-refillable Plastic Containers (Capacity Equal to or more than 50 Pounds): DO NOT reuse or refill this container. Pressure rinse as follows: Empty the remaining contents into application equipment or a mix tank. Hold container upside down over application equipment or a mix tank or collect rinsate for later use or disposal. Insert pressure rinsing nozzle in the side of the container, and rinse at about 40 PSI for at least 30 seconds. Drain for 10 seconds after the flow begins to drip. Then offer for recycling if available or puncture and dispose of in a sanitary landfill, or by incineration. **DO NOT** burn, unless allowed by State and local ordinances.]

[Non-refillable Paper or Plastic Bags, Fiber Sacks including Flexible Intermediate Bulk Containers (FIBC) or Fiber Drums with Liners: DO NOT reuse or refill this container. Completely empty paper or plastic bag, fiber sack or drum liner by shaking and tapping sides and bottom to loosen clinging particles. Empty residue into application or manufacturing equipment. Then offer for recycling if available or dispose of empty paper or plastic bag, fiber sack or fiber drum and liner in a sanitary landfill, or by incineration. **DO NOT** burn, unless allowed by State and local ordinances.]

[Container Handling/Return: DO NOT DISCARD THIS CONTAINER. **DO NOT** attempt to open or tamper with the container. Completely empty container into application equipment. All containers must be returned per instructions provided. **DO NOT** reuse this container for any other purpose.]

CONDITIONS OF SALE AND LIMITATION OF WARRANTY AND LIABILITY

NOTICE: Read the entire Directions for Use and Conditions of Sale and Limitation of Warranty and Liability before buying or using this product. If the terms are not acceptable, return the product at once, unopened, and the purchase price will be refunded.

The Directions for Use of this product must be followed carefully. It is impossible to eliminate all risks inherently associated with the use of this product. Ineffectiveness or other unintended consequences may result because of such factors as manner of use or application, weather, presence of other materials or other influencing factors in the use of the product, which are beyond the control of Sharda USA LLC or Seller. To the extent consistent with applicable law, all such risks shall be assumed by Buyer and User, and Buyer and User agree to hold Sharda USA LLC and Seller harmless for any claims relating to such factors.


Sharda USA LLC warrants that this product conforms to the chemical description on the label and is reasonably fit for the purposes stated in the Directions for Use, subject to the inherent risks referred to above, when used in accordance with directions under normal use conditions. This warranty does not extend to the use of this product contrary to label instructions, or under conditions not reasonably foreseeable to or beyond the control of Seller or Sharda USA LLC and Buyer and User assume the risk of any such use. To the extent consistent with applicable law, SHARDA USA LLC MAKES NO WARRANTIES OF MERCHANTABILITY OR OF FITNESS FOR A PARTICULAR PURPOSE NOR ANY OTHER EXPRESS OR IMPLIED WARRANTY EXCEPT AS STATED ABOVE.

To the extent consistent with applicable law, neither Sharda USA LLC nor Seller shall be liable for any incidental, consequential, or special damages resulting from the use or handling of this product. **TO THE EXTENT CONSISTENT WITH APPLICABLE LAW, THE EXCLUSIVE REMEDY OF THE USER OR BUYER, AND THE EXCLUSIVE LIABILITY OF SHARDA USA LLC AND SELLER FOR ANY AND ALL CLAIMS, LOSSES, INJURIES OR DAMAGES (INCLUDING CLAIMS BASED ON BREACH OF WARRANTY, CONTRACT, NEGLIGENCE, TORT, STRICT LIABILITY OR OTHERWISE) RESULTING FROM THE USE OR HANDLING OF THIS PRODUCT, SHALL BE THE RETURN OF THE PURCHASE PRICE OF THE PRODUCT OR, AT THE ELECTION OF SHARDA USA LLC OR SELLER, THE REPLACEMENT OF THE PRODUCT.**

Sharda USA LLC and Seller offer this product, and Buyer and User accept it, subject to the foregoing Conditions of Sale and Limitation of Warranty and Liability, which may not be modified except by written agreement signed by a duly authorized representative of Sharda USA LLC.

[OPTIONAL MARKETING LANGUAGE]

1	<div data-bbox="178 1835 428 1864" data-label="Text">[www.shardausa.com]</div> <div data-bbox="203 1864 354 2016" data-label="Image"> </div> <div data-bbox="178 2001 373 2022" data-label="Text">[]</div>
---	---

2	[Handle with Care]
3	[This side Up]
4	<div>{The below graphic to be added to box if formulated in the United States}</div> <div><p>Proudly Formulated & Packaged In The U.S.A.</p></div> <div>[]</div>

[All trademarks are the property of their respective owners.]