



U.S. ENVIRONMENTAL PROTECTION AGENCY

Office of Pesticide Programs  
Registration Division (7505T)  
1200 Pennsylvania Ave., N.W.  
Washington, D.C. 20460

EPA Reg.  
Number:

83529-239

Date of Issuance:

11/3/23

NOTICE OF PESTICIDE:

Registration  
 Reregistration  
(under FIFRA, as amended)

Term of Issuance:

Unconditional

Name of Pesticide Product:

Sharda Clothianidin 50%  
WDG

Name and Address of Registrant (include ZIP Code):

Wagner Regulatory Associates, Inc.  
Agent for Sharda USA LLC  
P.O. Box 640  
7217 Lancaster Pike, Suite A  
Hockessin, DE 19707

**Note:** Changes in labeling differing in substance from that accepted in connection with this registration must be submitted to and accepted by the Registration Division prior to use of the label in commerce. In any correspondence on this product always refer to the above EPA registration number.

On the basis of information furnished by the registrant, the above named pesticide is hereby registered under the Federal Insecticide, Fungicide, and Rodenticide Act (FIFRA).

Registration is in no way to be construed as an endorsement or recommendation of this product by the Agency. In order to protect health and the environment, the Administrator, on his motion, may at any time suspend or cancel the registration of a pesticide in accordance with the Act. The acceptance of any name in connection with the registration of a product under this Act is not to be construed as giving the registrant a right to exclusive use of the name or to its use if it has been covered by others.

This product is unconditionally registered in accordance with FIFRA section 3(c)(5) provided that you:

1. Submit and/or cite all data required for registration/reregistration/registration review of your product when the Agency requires all registrants of similar products to submit such data.

*Continues page 2*

Signature of Approving Official:

Venus Eagle, Product Manager 01  
Invertebrate and Vertebrate Branch 3, Registration Division (7505T)

Date:

11/3/23

EPA Form 8570-6

2. Make the following label changes before you release the product for shipment:
  - Revise the EPA Registration Number to read, “EPA Reg. No. 83529-239.”
3. If, after formal consultation with the appropriate Service(s), additional modifications are identified in the Service’s Biological Opinion(s) for clothianidin, EPA will notify Sharda USA LLC in writing consistent with the terms in the Biological Opinion of any necessary required changes. Sharda USA LLC must submit an application for amendment incorporating any required changes, including amended labels, consistent with the timeline specified in EPA’s notification. If Sharda USA LLC fails to comply with this term, Sharda USA LLC has agreed in prior written acceptance on June 12, 2023 of these terms that EPA may cancel the registration under an expedited process under FIFRA 6(e).
4. Submit one copy of the final printed label for the record before you release the product for shipment.

Should you wish to add/retain a reference to the company’s website on your label, then please be aware that the website becomes labeling under FIFRA and is subject to review by the Agency. If the website is false or misleading, the product would be misbranded and unlawful to sell or distribute under FIFRA section 12(a)(1)(E). 40 CFR 156.10(a)(5) lists examples of statements EPA may consider false or misleading. In addition, regardless of whether a website is referenced on your product’s label, claims made on the website may not substantially differ from those claims approved through the registration process. Therefore, should the Agency find or if it is brought to our attention that a website contains false or misleading statements or claims substantially differing from the EPA approved registration, the website will be referred to the EPA’s Office of Enforcement and Compliance.

If these conditions are not complied with, the registration will be subject to cancellation in accordance with FIFRA section 6. Your release for shipment of the product constitutes acceptance of these conditions. A stamped copy of the label is enclosed for your records.

The record for this product currently contains the following CSF(s):

- Basic CSF dated 6/1/2023

If you have any questions, please contact Marianne Lewis at [lewis.marianne@epa.gov](mailto:lewis.marianne@epa.gov).

Enclosure

**[MASTER LABEL]**

[Master Label consists of:

Sub-Label A: Pages 2-20 – For Agricultural Uses

Sub-Label B: Pages 21-31 – For Non-Agricultural Uses]

**CLOTHIANIDIN GROUP 4A INSECTICIDE**

# Sharda Clothianidin 50% WDG

For Control of Listed Sucking and Chewing Insects Infesting Cotton, Fig, Cucurbits, Grape, Leafy Vegetables (Including Brassica Vegetables), Peach, Pome Fruit, Pomegranate, Sod Farms, Soybean, Tobacco, Tree Nuts, and Tuberos and Corm Vegetables (Including Potato and Sweet Potato). For Use in Production Greenhouses, Lath and Shadehouses, and Field Nurseries.

For Use in Commercial and Residential Landscapes and Interiorscapes, Non-Bearing Fruit and Nut Trees, Residential Apple and Pear Trees, Turfgrass and Sites Where Plants are Grown for Ornamental, Aesthetic and Climate Modification Purposes.

|  |                 |
|--|-----------------|
| <b>ACTIVE INGREDIENT:</b>  | <b>WT. BY %</b> |
| Clothianidin: (E)-1-[(2-chlorothiazol-5-yl)methyl]-3-methyl-2-nitroguanidine ..... | 50.0%           |
| <b>OTHER INGREDIENTS*:</b> .....   | 50.0%           |
| <b>TOTAL:</b> .....  | <b>100.0%</b>   |

## KEEP OUT OF REACH OF CHILDREN CAUTION

Si usted no entiende la etiqueta, busque a alguien para que se la explique a usted en detalle.  
(If you **DO NOT** understand this label, find someone to explain it to you in detail.)

| FIRST AID   |  |
|---|--|
| <b>IF SWALLOWED:</b>  | <ul style="list-style-type: none"> <li>• Call poison control center or doctor immediately for treatment advice.</li> <li>• Have person sip a glass of water if able to swallow.</li> <li>• <b>DO NOT</b> induce vomiting unless told to by the poison control center or doctor.</li> <li>• <b>DO NOT</b> give anything by mouth to an unconscious person.</li> </ul> |
| <b>IF ON SKIN OR CLOTHING:</b>  | <ul style="list-style-type: none"> <li>• Take off contaminated clothing.</li> <li>• Rinse skin immediately with plenty of water for 15 - 20 minutes.</li> <li>• Call a poison control center or doctor for treatment advice.</li> </ul>  |
| <b>IF INHALED:</b>  | <ul style="list-style-type: none"> <li>• Move person to fresh air.</li> <li>• If person is not breathing, call 911 or ambulance, then give artificial respiration, preferably by mouth-to-mouth, if possible.</li> <li>• Call a poison control center or doctor for further treatment advice.</li> </ul>   |
| <b>IF IN EYES:</b>  | <ul style="list-style-type: none"> <li>• Hold eye open and rinse slowly and gently with water for 15 - 20 minutes.</li> <li>• Remove contact lenses, if present, after the first 5 minutes, then continue rinsing eye.</li> <li>• Call a poison control center or doctor for treatment advice.</li> </ul>  |
| HOTLINE NUMBER  |  |
| Have the product container or label with you when calling a poison control center or doctor or going for treatment. For emergency information concerning this product, call your poison control center at <b>1-800-222-1222</b> . For general information on this product, you may contact the National Pesticides Information Center (NPIC) at 1-800-858-7378, Monday through Friday, 8 AM to 12 PM PST, or at <a href="http://npic.orst.edu">http://npic.orst.edu</a> . |  |

[Optional referral statements when booklets and container labels are used:]

See label booklet for [additional] [complete] First Aid, [Precautionary Statements,] [Directions For Use,] and Storage and Disposal.

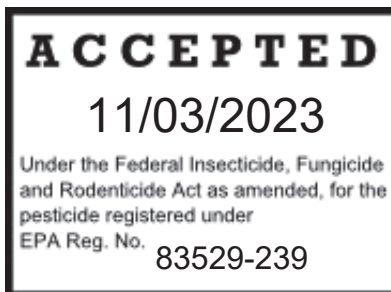
EPA Reg. No. 83529-XXX

EPA Est. No. XXXXX-XX-XXX

Manufactured for:



7217 Lancaster Pike, Suite A  
Hockessin, Delaware 19707



Net Contents: \_\_\_\_\_ Lbs. [Kg.]  
Lot No.:

[Sub-Label A: For Agricultural Uses]

**CLOTHIANIDIN** **GROUP** **4A** **INSECTICIDE**

# Sharda Clothianidin 50% WDG

For Control of Listed Sucking and Chewing Insects Infesting Cotton, Fig, Cucurbits, Grape, Leafy Vegetables (Including Brassica Vegetables), Peach, Pome Fruit, Pomegranate, Sod Farms, Soybean, Tobacco, Tree Nuts, and Tuberos and Corn Vegetables (Including Potato and Sweet Potato). For Use in Production Greenhouses, Lath and Shadehouses, and Field Nurseries.

|  |                 |
|--|-----------------|
| <b>ACTIVE INGREDIENT:</b>  | <b>WT. BY %</b> |
| Clothianidin: (E)-1-[(2-chlorothiazol-5-yl)methyl]-3-methyl-2-nitroguanidine ..... | 50.0%           |
| <b>OTHER INGREDIENTS*:</b> .....   | 50.0%           |
| <b>TOTAL:</b> .....  | <b>100.0%</b>   |

## KEEP OUT OF REACH OF CHILDREN CAUTION

Si usted no entiende la etiqueta, busque a alguien para que se la explique a usted en detalle.  
(If you **DO NOT** understand this label, find someone to explain it to you in detail.)

| FIRST AID  |  |
|--|--|
| <b>IF SWALLOWED:</b>   | <ul style="list-style-type: none"> <li>Call poison control center or doctor immediately for treatment advice.</li> <li>Have person sip a glass of water if able to swallow.</li> <li><b>DO NOT</b> induce vomiting unless told to by the poison control center or doctor.</li> <li><b>DO NOT</b> give anything by mouth to an unconscious person.</li> </ul> |
| <b>IF ON SKIN OR CLOTHING:</b>   | <ul style="list-style-type: none"> <li>Take off contaminated clothing.</li> <li>Rinse skin immediately with plenty of water for 15 - 20 minutes.</li> <li>Call a poison control center or doctor for treatment advice.</li> </ul>  |
| <b>IF INHALED:</b>   | <ul style="list-style-type: none"> <li>Move person to fresh air.</li> <li>If person is not breathing, call 911 or ambulance, then give artificial respiration, preferably by mouth-to-mouth, if possible.</li> <li>Call a poison control center or doctor for further treatment advice.</li> </ul>   |
| <b>IF IN EYES:</b>   | <ul style="list-style-type: none"> <li>Hold eye open and rinse slowly and gently with water for 15 - 20 minutes.</li> <li>Remove contact lenses, if present, after the first 5 minutes, then continue rinsing eye.</li> <li>Call a poison control center or doctor for treatment advice.</li> </ul>  |
| HOTLINE NUMBER   |  |
| Have the product container or label with you when calling a poison control center or doctor or going for treatment. For emergency information concerning this product, call your poison control center at <b>1-800-222-1222</b> .<br>For general information on this product, you may contact the National Pesticides Information Center (NPIC) at 1-800-858-7378, Monday through Friday, 8 AM to 12 PM PST, or at <a href="http://npic.orst.edu">http://npic.orst.edu</a> . |  |

[Optional referral statements when booklets and container labels are used:]

See label booklet for [additional] [complete] First Aid, [Precautionary Statements,] [Directions For Use,] and Storage and Disposal.

EPA Reg. No. 83529-XXX

EPA Est. No. XXXXX-XX-XXX

Manufactured for:



7217 Lancaster Pike, Suite A  
Hockessin, Delaware 19707

Net Contents: \_\_\_\_\_ Lbs. [Kg.]  
Lot No.:

## PRECAUTIONARY STATEMENTS

### HAZARDS TO HUMANS AND DOMESTIC ANIMALS

#### CAUTION

Harmful if swallowed. Harmful if absorbed through skin. Harmful if inhaled. Causes moderate eye irritation. Avoid contact with eyes, skin, or clothing. Avoid breathing spray mist or vapor.

#### PERSONAL PROTECTIVE EQUIPMENT (PPE)

##### Applicators and other handlers must wear:

- Long-sleeved shirt and long pants
- Shoes plus socks
- Chemical-resistant gloves including barrier laminate, butyl rubber  $\geq 14$  mils, nitrile rubber  $\geq 14$  mils, neoprene rubber  $\geq 14$  mils, natural rubber  $\geq 14$  mils, polyethylene, PVC,  $\geq 14$  mils or viton  $\geq 14$  mils

#### USER SAFETY REQUIREMENTS

Follow the manufacturer's instructions for cleaning/maintaining PPE. If no such instructions for washables exists, use detergent and hot water. Keep and wash PPE separately from other laundry.

#### ENGINEERING CONTROLS

When handlers use closed systems or enclosed cabs in a manner that meets the requirements listed in the Worker Protection Standard (WPS) for agricultural pesticides [40 CFR 170.607 (d-f)], the handler PPE requirements may be reduced or modified as specified in the WPS.

**IMPORTANT:** When reduced PPE is worn because a closed system is being used, handlers must be provided all PPE specified above for "applicators and other handlers" and have such PPE immediately available for use in an emergency, such as a spill or equipment break-down.

#### USER SAFETY RECOMMENDATIONS

##### Users should:

- Wash hands before eating, drinking, chewing gum, using tobacco, or using the toilet.
- Remove clothing/PPE immediately if pesticide gets inside. Then wash thoroughly and put on clean clothing.
- Remove PPE immediately after handling this product. Wash the outside of gloves before removing. As soon as possible, wash thoroughly and change into clean clothing.

#### ENVIRONMENTAL HAZARDS

This product is toxic to aquatic invertebrates. **DO NOT** apply when weather conditions favor drift from treated areas. Drift and runoff may be hazardous to aquatic organisms in neighboring areas. **DO NOT** apply where runoff is likely to occur. **DO NOT** apply directly to water, or to areas where surface water is present or to intertidal areas below the mean high-water mark. **DO NOT** contaminate water when cleaning equipment or disposing of equipment wash water or rinsate.

This product is toxic to bees exposed to treatment and for more than 5 days following treatment. **DO NOT** apply this product to blooming, pollen-shedding, or nectar-producing parts of plants if bees may forage on plants during this time period.

### PROTECTION OF POLLINATORS



**APPLICATION RESTRICTIONS** EXIST FOR THIS PRODUCT BECAUSE OF RISK TO BEES AND OTHER INSECT POLLINATORS. FOLLOW APPLICATION RESTRICTIONS FOUND IN THE DIRECTIONS FOR USE TO PROTECT POLLINATORS.



Look for the bee hazard icon in the Directions for Use for each application site for specific use restrictions and instructions to protect bees and other insect pollinators.

**This product can kill bees and other insect pollinators.**

Bees and other insect pollinators will forage on plants when they flower, shed pollen, or produce nectar.

Bees and other insect pollinators can be exposed to this pesticide from:

- Direct contact during foliar applications, or contact with residues on plant surfaces after foliar applications.
- Ingestion of residues in nectar and pollen when the pesticide is applied as a seed treatment, soil, tree injection, as well as foliar

applications.

When Using This Product Take Steps To:

- Minimize exposure of this product to bees and other insect pollinators when they are foraging on pollinator attractive plants around the application site.
- Minimize drift of this product on to beehives or to off-site pollinator attractive habitat. Drift of this product onto beehives or off-site to pollinator attractive habitat can result in bee kills.

Information on protecting bees and other insect pollinators may be found at the Pesticide Environmental Stewardship website at: <https://pesticidestewardship.org/pollinator-protection/>

Pesticide incidents (for example, bee kills) must immediately be reported to the State/Tribal lead agency. For contact information for your State, go to: <http://www.aapco.org>. Pesticide incidents must also be reported to the National Pesticide Information Center at: [www.npic.orst.edu](http://www.npic.orst.edu) or directly to EPA at: [beekill@epa.gov](mailto:beekill@epa.gov)

## DIRECTIONS FOR USE

It is a violation of Federal law to use this product in a manner inconsistent with its labeling.

**READ ENTIRE LABEL. USE STRICTLY IN ACCORDANCE WITH PRECAUTIONARY STATEMENTS AND DIRECTIONS AND WITH APPLICABLE STATE AND FEDERAL REGULATIONS.**

**DO NOT** apply this product in any way that will contact workers or other persons, either directly or through drift. Only protected handlers may be in the area during application. For any requirements specific to your State or Tribe, consult the agency responsible for pesticide regulation.

See individual crops for specific pollinator protection application restrictions. If none exist under the specific crop, for foliar applications, follow these application directions for crops that are contracted to have pollinator services or for food/feed and commercially grown ornamentals that are attractive to pollinators.

### FOR CROPS UNDER CONTRACTED POLLINATION SERVICES



**DO NOT** apply this product while bees are foraging. **DO NOT** apply this product until flowering is complete and all petals have fallen unless the following condition has been met.

If an application must be made when managed bees are at the treatment site, the beekeeper providing the pollination services must be notified no less than 48-hours prior to the time of the planned application so that the bees can be removed, covered, or otherwise protected prior to spraying.

Bees must be removed, covered, or otherwise protected for 5 days following application.

### FOR FOOD CROPS AND COMMERCIALY GROWN ORNAMENTALS NOT UNDER CONTRACT FOR POLLINATION SERVICES BUT ARE ATTRACTIVE TO POLLINATORS



This product is toxic to bees exposed to treatment for more than 5 days following treatment.

**DO NOT** apply this product to blooming, pollen-shedding or nectar-producing parts of plants if bees may forage on the plants during this time period.

### AGRICULTURAL USE REQUIREMENTS

Use this product only in accordance with its labeling and with the Worker Protection Standard, 40 CFR Part 170. This standard contains requirements for the protection of agricultural workers on farms, forests, nurseries and greenhouses, and handlers of agricultural pesticides. It contains requirements for training, decontamination, notification, and emergency assistance. It also contains specific instructions on this label about personal protective equipment (PPE), notification to workers, and restricted-entry-interval. The requirements in this box only apply to uses of this product that are covered by the Worker Protection Standard.

**DO NOT** enter or allow entry into treated areas during the restricted-entry interval (REI) of **12 hours**.

PPE required for early entry into treated areas that is permitted under the Worker Protection Standard and that involves contact with anything that has been treated, including plants, soil, or water is:

- Coveralls
- Shoes plus socks
- Chemical-resistant gloves including barrier laminate, butyl rubber ≥14 mils, nitrile rubber ≥14 mils, neoprene rubber ≥14 mils, natural rubber ≥14 mils, polyethylene, PVC, ≥14 mils or viton ≥14 mils



## USE INFORMATION

**Sharda Clothianidin 50% WDG** is a broad-spectrum insecticide, for control of a wide spectrum of listed insects infesting cotton, fig, cucurbits, grapes, leafy vegetables (including brassica vegetables), peach, pome fruit, pomegranate, sod farms, soybean, tobacco, tree nuts and tuberous and corm vegetables (including potato and sweet potato). For Use in Production Greenhouses, Lath and Shadehouses, and Field Nurseries. **Sharda Clothianidin 50% WDG** provides outstanding residual insect control when applied as directed on the label.

**Restrictions (cotton, fig, cucurbits, grapes, leafy vegetables (including brassica vegetables), peach, pome fruit, pomegranate, soybean, tobacco, tree nuts and tuberous and corm vegetables (including potato and sweet potato)):**

- Regardless of the application method, **DO NOT** apply more than a total of 0.2 lb. a.i. clothianidin per acre per calendar year.
- If the maximum amount (0.2 lb. a.i. clothianidin per acre per calendar year) has been applied and pest populations require additional applications, use another registered pesticide that is not in the neonicotinoid class of chemistry.
- **DO NOT** apply by air.

**Restrictions (sod farms, production greenhouses, lath and shadehouses and field nurseries):**

- Regardless of the application method, **DO NOT** apply more than 0.4 lb. a.i. clothianidin per acre per calendar year.
- Drench or broadcast applications will provide control of foliage feeding insects, however, control will not be achieved until the product has been taken up by the plant roots and translocated to the area where the insects are feeding.
- If making broadcast applications, water in with enough irrigation or rainfall to move the product into the zone where insects are active.
- For drench applications, use enough water to move the product into the zone where the insects are active.

## RESISTANCE MANAGEMENT RECOMMENDATIONS

For resistance management, **Sharda Clothianidin 50% WDG** contains a Group 4A insecticide. Any insect population may contain individuals naturally resistant to **Sharda Clothianidin 50% WDG** and other Group 4A insecticides. The resistant individuals may dominate the insect population if this group of insecticides are used repeatedly in the same fields. Appropriate resistance management strategies should be followed.

To delay insecticide resistance, take the following steps:

- Rotate the use of **Sharda Clothianidin 50% WDG** or other Group 4A insecticides within a growing season, or among growing seasons, with different groups that control the same pests.
- Use tank mixtures with insecticides from a different group that are equally effective on the target pest when such use is permitted. **DO NOT** rely on the same mixture repeatedly for the same pest population. Consider any known cross-resistance issues between the individual components of the mixture. In addition, consider the following recommendations provided by the Insecticide Resistance Action Committee:
  - Individual insecticides selected for use in mixtures should be highly effective and be applied at the rates at which they are individually registered for use against the target species.
  - Mixtures with components having the same IRAC mode of action classification are not recommended for insect resistance management.
  - When using mixtures, consider any known cross-resistance issues between the individual components for the targeted pest(s).
  - Mixtures become less effective if resistance is already developing to one or both active ingredients, but they may still provide pest management benefits.
  - The insect resistance management benefits of an insecticide mixture are greatest if the two components have similar periods of residual insecticidal activity. Mixtures of insecticides with unequal periods of residual insecticide activity may offer an insect resistance management benefit only for the period where both insecticides are active.
- Adopt an integrated pest management program for insecticide use that includes scouting, uses historical information related to pesticide use, crop rotation, record keeping, and which considers cultural, biological, and other chemical control practices.
- Monitor after application for unexpected target pest survival. If the level of survival suggests that the presence of resistance, consult with your local university specialist or certified pest control advisor.
- Contact your local extension specialist or certified crop advisors for any additional pesticide resistance-management and/or IPM recommendations for the specific site and pest problems in your area.
- For further information or to report suspected resistance, contact a Sharda USA LLC representative at <https://shardausa.com/>.

## PLANT TOLERANCE

Neither the manufacturer nor the seller has determined whether or not **Sharda Clothianidin 50% WDG** can be used safely on cultivars of plants registered for use. **Sharda Clothianidin 50% WDG** has been tested on many cultivars with no phytotoxicity observed at label rates. Since all plant species and their varieties and cultivars have not been tested for tolerance, it is advised that a small number of plants be sprayed to make certain that no phytotoxicity occurs, before any large-scale application to plants. The end user assumes all risks arising from application of **Sharda Clothianidin 50% WDG** in a manner inconsistent with its labeling.

**Sharda Clothianidin 50% WDG** can be tank mixed with other pesticides. However, all plant species and their varieties and cultivars have not been tested with possible tank mix combinations, sequential pesticide treatments and adjuvants and surfactants. Conduct a spray mix compatibility and phytotoxicity trial under local conditions to ensure compatibility before any large-scale use.

It is the pesticide user's responsibility to ensure that all products are registered for the intended use. Read and follow the applicable

restrictions and limitations and directions for use on all product labels involved in tank mixing. Users must follow the most restrictive directions for use and precautionary statements of each product in the tank mixture.

### SPRAY DRIFT MANAGEMENT

**DO NOT** allow this product to drift onto neighboring crops or non-crop areas or use in a manner or at a time other than in accordance with label directions because animal, plant or crop injury, illegal residues or other undesirable results may occur.

Applicator is responsible for employing practices that will minimize spray drift at the application site. The interaction of many equipment and weather-related factors determine the potential for spray drift. The applicator is responsible for considering all these factors when making decisions. Where states have more stringent regulations, they must be observed.

### APPLICATION PROCEDURES

#### Foliar Application

Select spray nozzles which will provide accurate and uniform spray deposition. Use spray nozzles which provide medium sized droplets and reduce drift. To help ensure accuracy, calibrate sprayer before each use. For information on spray equipment and calibration, consult nozzle manufacturers and/or State and County Extension Service.

Apply **Sharda Clothianidin 50% WDG** using sufficient water volume to provide thorough and uniform coverage. In situations where a dense canopy exists and/or pest pressure is high, use greater water volumes. The use of a spray adjuvant may improve spray coverage. **DO NOT** make applications under conditions where uniform coverage cannot be obtained or where excessive spray drift may occur.

#### Application Through Irrigation Systems (Chemigation)

**Sharda Clothianidin 50% WDG** alone or in combination with other products which are registered for application through sprinkler irrigation may be applied through irrigation systems. Apply this product only through micro-irrigation (individual spaghetti tube), drip irrigation, overhead irrigation, or motorized calibrated irrigation equipment. **DO NOT** apply through any other type of irrigation system. Lack of effectiveness can result from non-uniform distribution of treated water. If you have questions about calibration, contact your State Extension Service specialist, equipment manufacturer or other experts. A person knowledgeable of the chemigation system and responsible for its operation, or under the supervision of the responsible person, shall shut the system down and make necessary adjustments.

#### Using Water from Public Water Systems

- **DO NOT** make application of **Sharda Clothianidin 50% WDG** through any irrigation system physically connected to a public water system.

Public water system means a system for the provision to the public of piped water for human consumption if such system has at least 15 service connections or regularly serves an average of at least 25 individuals daily at least 60 days per year. **Sharda Clothianidin 50% WDG** may be applied through irrigation systems which may be supplied by a public water system only if the water from the public water system is discharged into a reservoir tank before pesticide introduction. There shall be a complete physical break (air gap) between the outlet end of the fill pipe and to top or overflow rim of the reservoir tank of at least twice the inside diameter of the fill pipe. Before beginning chemigation, always make sure that the air gap exists and that there is no blockage of the overflow of the reservoir tank.

Any irrigation system using water supplied from a public water system must also meet the following requirements:

#### Operating Instructions for All Specified Types of Irrigation Systems

1. The system must be calibrated to uniformly apply the rates specified. If you have questions about calibration, contact your State Extension Service specialist, equipment manufacturer or other experts.
2. The system must contain a functional check valve, vacuum relief valve, and low pressure drain appropriately located on the irrigation pipeline to prevent water source contamination from backflow.
3. The pesticide injection pipeline must contain a functional, automatic, quick closing check valve to prevent the flow of fluid back toward the injection pump.
4. The pesticide injection pipeline must also contain a functional, normally closed, solenoid operated valve located on the intake side of the injection pump and connected to the system interlock to prevent fluid from being withdrawn from the supply tank when the irrigation system is either automatically or manually shut down.
5. The system must contain functional interlocking controls to automatically shut off the pesticide injection pump when the water pump motor stops.
6. The irrigation line or water pump must include a functional pressure switch which will stop the water pump motor when the water pressure decreases to the point where pesticide distribution is adversely affected.
7. Systems must use a metering pump, including a positive displacement injection pump (e.g., diaphragm pump) effectively designed and constructed of materials that are compatible with pesticides and capable of being fitted with a system interlock.
8. **DO NOT** apply when wind speed favors drift beyond the area intended.

#### Calibration and Application Instructions

Apply **Sharda Clothianidin 50% WDG** under the schedule specified in the specific crop rates/instructions, not according to the irrigation schedule, unless the events coincide. In general, set the equipment to apply the minimum amount of water per acre. Run the system at 86% - 90% of the manufacturer's maximum rated travel speed.



The following calibration and application techniques are provided for user reference, but **DO NOT** constitute a warranty of fitness for application through sprinkler irrigation equipment. Check with State and local regulatory agencies for potential use restrictions prior to applying any agricultural chemical through sprinkler irrigation equipment.

#### Center Pivot Irrigation Equipment

1. Use only drive systems that provide uniform water distribution.
2. **DO NOT** use end guns when chemigating **Sharda Clothianidin 50% WDG** through center pivot systems because of non-uniform application.
3. Plug the first nozzle closest to the well head to protect the water source.
4. Determine the size of the area to be treated.
5. Determine the time required to apply 0.1 – 0.25 inch of water over the area to be treated when the system and injection equipment are operated at normal pressures as recommended by the equipment manufacturer. Run the system at 80% - 95% of the manufacturer's rated maximum travel speed.
6. Using water, determine the injection pump output when operated at normal line pressure.
7. Determine the amount of **Sharda Clothianidin 50% WDG**, and any tank mix partners, required to treat the area covered by the irrigation system.
8. Add the required amount of **Sharda Clothianidin 50% WDG**, and any tank mix partners, and sufficient water to meet the injection time requirements to the solution tanks. (Refer to the **MIXING INSTRUCTIONS** section of this label.)
9. Make sure the system is fully charged with water before starting injection of the **Sharda Clothianidin 50% WDG** solution. Time the injection to last at least as long as it takes to bring the system to full pressure.
10. Maintain constant agitation in the solution tank during the injection period.
11. Inject the specified amount of **Sharda Clothianidin 50% WDG** per acre continuously for one complete revolution of the system.
12. Stop the injection equipment after treatment is complete. Continue to operate the system until the **Sharda Clothianidin 50% WDG** solution has cleared all of the sprinkler heads.
13. Allow time for all lines to flush the pesticide through all nozzles before turning off irrigation water.

#### Solid Set, Hand Move and Moving Wheel Irrigation Equipment

1. Determine the acreage covered by the sprinklers.
2. Fill injector solution tank with plain water and calibrate the flow rate of the system to deliver the contents of the tank over a 20- to 40-minute time interval.
3. Determine the amount of **Sharda Clothianidin 50% WDG** required to treat the area covered by the irrigation system.
4. Add the required amount of **Sharda Clothianidin 50% WDG**, and any other tank mix partners, into the same quantity of water used to calibrate the injection period. (Refer to the **MIXING INSTRUCTIONS** section of this label.)
5. Operate the system at the same pressure and time interval established during the calibration.
6. Inject specified amount of **Sharda Clothianidin 50% WDG** per acre for either a 20- to 40-minute period at the end of a regular irrigation set, or as a 20- to 40-minute injection as a separate application not associated with a regular irrigation to maximize retention of the insecticide by the foliage.
7. Stop injection equipment after treatment is completed. Continue to operate the system until the **Sharda Clothianidin 50% WDG** solution has cleared the last sprinkler head. To ensure lines are flushed and free from remaining pesticides, a dye indicator may be injected into the lines to mark the end of the application period.

#### MIXING INSTRUCTIONS

1. Begin with clean equipment.
2. Add sufficient clean water to the spray tank for half of the mix load.
3. Start tank agitation.
4. Add and properly suspend the necessary amount of **Sharda Clothianidin 50% WDG** according to established tank mix instructions. Agitate to ensure thorough mixing while adding the remaining required water. A high-quality wetting agent or other spray adjuvant, approved for use on your crop, may be added to spray solutions according to the manufacturer's use instructions.
5. **Sharda Clothianidin 50% WDG** must be properly suspended and diluted before the addition of any adjuvant. Consult adjuvant label or manufacturer for crop tolerance and safety information when used with this product.
6. Maintain agitation during mixing and application.
7. Make application with properly calibrated spray equipment.

#### ROTATIONAL CROP PLANT-BACK INTERVALS


| Crops Planted  | Immediate Plant-Back  | 30-Day Plant-Back                              | 8-Month Plant-Back | 12-Month Plant-Back                               |
|--|---|--|--------------------|---|
| Cotton, Cucurbits, Leafy Vegetables (including Brassica Vegetables), Soybean, and Tuberous and Corm Vegetables | Canola, Cereal Grains, Corn (Field, Pop, and Sweet), Cotton, Fruiting Vegetables (including Cucurbits) Leafy Vegetables (including Brassica Vegetables), Soybean, Bulb Vegetables, Root and Tuber Vegetables, Rapeseed, and Sorghum | Dry Beans, Grasses, and Non-Grass Animal Feeds | Sugarcane          | Any crops without an earlier plant-back interval. |

## SPECIFIC CROP USE DIRECTIONS


**BRASSICA (COLE) LEAFY VEGETABLES**

Broccoli; Broccoli Raab (Rapini); Brussels Sprout; Cabbage; Cauliflower; Cavalo Broccolo; Chinese Broccoli (Gai Lon); Chinese Cabbage (Bok Choy and Napa); Chinese Mustard Cabbage; Collards; Kale; Kohlrabi; Mizuna; Mustard Greens; Mustard Spinach; Rape Greens

**FOLIAR APPLICATION**

| Pests   | Sharda Clothianidin 50% WDG Application Rates per Acre | Instructions/Restrictions  |
|---|--|--|
| Aphids<br>Bagrada Bug<br>Flea Beetles<br>Harlequin Bug<br>Leafhoppers<br>Leafminers (Suppression)<br>Lygus/Plant Bug<br>Stinkbugs<br>Thrips (Suppression)<br>Whiteflies (Suppression) | 1.6 – 3.2 oz.<br>(0.05 – 0.1 lb. a.i.)                 | <p>Make application of <b>Sharda Clothianidin 50% WDG</b> when target pest(s) threshold populations are observed. <b>DO NOT</b> wait until population beyond threshold has been established.</p> <p>Choose lower rate for light infestation and the higher rate within the listed rate range for heavy infestation.</p> <p>Make application of <b>Sharda Clothianidin 50% WDG</b> in sufficient water to ensure uniform and thorough coverage of foliage. Thorough coverage is required for optimum control. To achieve optimum coverage, use proper spray pressures, nozzles, nozzle spacing and water volume per acre.</p> <p><b>Restrictions:</b></p> <ul style="list-style-type: none"> <li>Regardless of the application method, <b>DO NOT</b> apply more than 0.2 lb. a.i. clothianidin per acre per calendar year.</li> <li><b>DO NOT</b> make applications less than 10 days apart.</li> <li><b>DO NOT</b> make application within 7 days of harvest.</li> <li><b>DO NOT</b> use on crops grown for seed production.</li> <li><b>Sharda Clothianidin 50% WDG</b> must not be applied during bloom or when bees are foraging.</li> <li>See Pollinator restrictions.</li> </ul>  |

**SOIL APPLICATION**


| Pests   | Sharda Clothianidin 50% WDG Application Rates per Acre | Instructions/Restrictions  |
|---|--|--|
| Aphids<br>Bagrada Bug<br>Cabbage Maggot<br>Darkling Beetles<br>Flea Beetles<br>Garden Symphylans<br>Harlequin Bug<br>Leafhoppers<br>Leafminers (Suppression)<br>Seed Corn Maggot<br>Thrips<br>Whiteflies (Suppression)<br>Wireworms (Suppression) | 4.8 – 6.4 oz.<br>(0.15 – 0.2 lb. a.i.)                 | <p>Make 1 soil application at specified dose in sufficient carrier volume to insure uniform application in one of the following methods:</p> <ol style="list-style-type: none"> <li>In a narrow band centered on the plant row in the bedding operation just before planting.</li> <li>In-furrow spray at-planting directed on or below seed/transplant.</li> <li>As a sidedress to both sides of the row.</li> <li>Post-seeding drench or as transplant water drench.</li> <li>Chemigation into root zone through drip, trickle or custom-made systems that target the watering of the root zone of the plant.</li> </ol> <p>Choose the lower rate for light infestation and the higher rate within the listed rate range for heavy infestation.</p> <p><b>Restrictions:</b></p> <ul style="list-style-type: none"> <li>Regardless of the application method, <b>DO NOT</b> apply more than 0.2 lb. a.i. clothianidin per acre per calendar year.</li> <li><b>DO NOT</b> make application within 21 days of harvest.</li> <li><b>Sharda Clothianidin 50% WDG</b> must not be applied during bloom or when bees are foraging.</li> <li>See Pollinator Restrictions.</li> </ul>  |

**COTTON**

[Not for use in California.]

**FOLIAR APPLICATION**


| Pests  | Sharda Clothianidin 50% WDG Application Rates per Acre | Instructions/Restrictions  |
|--|--|--|
| Aphids<br>Lygus<br>Stinkbugs<br>Whiteflies (Suppression) | 1.6 - 2.1 oz.<br>(0.05 - 0.067 lb. a.i.)               | <p>Make application of <b>Sharda Clothianidin 50% WDG</b> when target pest(s) threshold populations are observed. <b>DO NOT</b> wait until population beyond threshold has been established.</p> <p>Make application of <b>Sharda Clothianidin 50% WDG</b> in sufficient water</p> |

|  |   |
|--|---|
|  | <p>to ensure uniform and thorough coverage of foliage.</p> <p>Choose the lower rate for light infestation and the higher rate within the listed rate range for heavy infestation.</p> <p><b>Aphids: Sharda Clothianidin 50% WDG</b> will not control cotton aphids in regions where insensitivity to neonicotinoid insecticides has been reported.</p> <p><b>Restrictions:</b></p> <ul style="list-style-type: none"> <li>• Regardless of the application method, <b>DO NOT</b> apply more than 0.2 lb. a.i. clothianidin per acre per calendar year.</li> <li>• <b>DO NOT</b> make more than 1 application per calendar year.</li> <li>• <b>DO NOT</b> make application after pinhead square formation.</li> <li>• See Pollinator Restrictions.</li> </ul>  |
|--|---|

**CUCURBIT VEGETABLES**

Acorn Squash, Balsam Apple, Balsam Pear, Bitter Melon, Butternut Squash, Calabaza, Cantaloupe, Casaba, Chayote, Chinese Cucumber, Chinese Okra, Chinese Waxgourd (Chinese Preserving Melon), Citron Melon, Crenshaw Melon, Crookneck Squash, Cucumber, Cucuzza, Edible Gourd, Gherkin, Golden Pershaw Melon, Hechima, Honey Balls, Honeydew Melon, Hubbard Squash, Hyotan, Mango Melon, *Momordica* spp., Muskmelon, Persian Melon, Pineapple Melon, Pumpkin, Santa Claus Melon, Scallop Squash, Snake Melon, Spaghetti Squash, Straightneck Squash, Summer Squash, True Cantaloupe, Vegetable Marrow, Watermelon, Winter Squash, Zucchini

**FOLIAR APPLICATION**

| Pests  | Sharda Clothianidin 50% WDG Application Rates per Acre | Instructions/Restrictions   |
|--|--|---|
| Aphids<br>Cucumber Beetles<br>Flea Beetles<br>Leafhoppers<br>Leafminers (Suppression)<br>Squash Bug<br>Stinkbugs<br>Thrips (Suppression)<br>Whiteflies (Suppression) | 1.6 - 3.2 oz.<br>(0.05 - 0.1 lb. a.i.)                 | <p>Make application of <b>Sharda Clothianidin 50% WDG</b> when target pest(s) threshold populations are observed. <b>DO NOT</b> wait until population beyond threshold has been established.</p> <p>Choose lower rate for light infestation and the and the higher rate within the listed rate range for heavy infestation.</p> <p>Make application of <b>Sharda Clothianidin 50% WDG</b> in sufficient water to ensure uniform and thorough coverage of foliage. Thorough coverage is required for optimum control. To achieve optimum coverage, use proper spray pressures, nozzles, nozzle spacing and water volume per acre.</p> <p><b>Restrictions:</b></p> <ul style="list-style-type: none"> <li>• Regardless of the application method, <b>DO NOT</b> apply more than 0.2 lb. a.i. clothianidin per acre per calendar year.</li> <li>• <b>DO NOT</b> make application after 4<sup>th</sup> true leaf on main stem is unfolded.</li> <li>• <b>DO NOT</b> make applications less than 10 days apart.</li> <li>• <b>Sharda Clothianidin 50% WDG</b> must not be applied during bloom or when bees are foraging.</li> <li>• See Pollinator Restrictions.</li> </ul>  |

**SOIL APPLICATION**

| Pests   | Sharda Clothianidin 50% WDG Application Rates per Acre | Instructions/Restrictions  |
|---|--|--|
| Aphids<br>Cucumber Beetles<br>Darkling Beetles (Suppression)<br>Flea Beetles<br>Leafhoppers<br>Leafminers (Suppression)<br>Seed Corn Maggot<br>Squash Bugs<br>Thrips (Suppression)<br>Whiteflies (Suppression)<br>Wireworms (Suppression) | 4.8 - 6.4 oz.<br>(0.15 - 0.2 lb. a.i.)                 | <p>Make soil application at specified dose in sufficient carrier volume to insure uniform application in one of the following methods:</p> <ol style="list-style-type: none"> <li>1. In a narrow band centered on the plant row in the bedding operation just before planting.</li> <li>2. In-furrow spray at-planting directed on or below seed/transplant.</li> <li>3. As a sidedress to both sides of the row.</li> <li>4. Seeding drench or as transplant water drench.</li> <li>5. Chemigation into root zone through drip, trickle or custom-made systems that target the watering of the root zone of the plants.</li> </ol> <p>Choose the lower rate for light infestation and the higher rate within the listed rate range for heavy infestation.</p> |

**Restrictions:**

- Regardless of the application method, **DO NOT** apply more than 0.2 lb. a.i. clothianidin per acre per calendar year.
- Make application of **Sharda Clothianidin 50% WDG** at-planting.

**FIG****[Not for use in California.]****FOLIAR POST-BLOOM APPLICATION**

| Pests                            | Sharda Clothianidin 50% WDG Application Rates per Acre | Instructions/Restrictions  |
|----------------------------------|--|--|
| Dried Fruit Beetles<br>Fig Scale | 2.1 - 3.2 oz.<br>(0.067 - 0.1 lb. a.i.)                | <p>Make application of <b>Sharda Clothianidin 50% WDG</b> when target pest(s) threshold populations are observed. <b>DO NOT</b> wait until population beyond threshold has been established.</p> <p>The amount of <b>Sharda Clothianidin 50% WDG</b> per acre will depend on tree size and pest pressure.</p> <p>Choose lower rate for light infestation and/or small trees and the higher rate within the listed rate range for heavy infestations and/or larger trees.</p> <p>Make application by ground 100 - 400 gallons per acre as a full coverage spray. Spray volume will depend on tree size and density of canopy.</p> <p>A single application may result in suppression only.</p> <p><b>Restrictions:</b></p> <ul style="list-style-type: none"> <li>• Regardless of the application method, <b>DO NOT</b> apply more than 0.2 lb. a.i. clothianidin per acre per calendar year.</li> <li>• <b>DO NOT</b> make applications less than 14 days apart.</li> <li>• <b>DO NOT</b> make application within 7 days of harvest.</li> <li>• <b>DO NOT</b> feed or allow livestock to graze on cover crops from treated orchards.</li> <li>• Make application of <b>Sharda Clothianidin 50% WDG</b> post-bloom only when bees are not foraging.</li> </ul> |

**GRAPE****FOLIAR APPLICATION****FOLIAR POST-BLOOM APPLICATION**

| Pests   | Sharda Clothianidin 50% WDG Application Rates per Acre | Instructions/Restrictions   |
|---|--|---|
| Leafhoppers<br>Grape Leaf Skeletonizer<br>Japanese Beetles<br>Multi-colored Asian Lady Beetle | 1.1 - 2.1 oz.<br>(0.033 - 0.067 lb. a.i.)              | Make application of <b>Sharda Clothianidin 50% WDG</b> when target pest(s) threshold populations are observed. <b>DO NOT</b> wait until population beyond threshold has been established.   |
| Sharpshooters   | 2.1 - 3.2 oz.<br>(0.067 - 0.1 lb. a.i.)                | Make application of <b>Sharda Clothianidin 50% WDG</b> in sufficient water to ensure uniform and thorough coverage of foliage. Thorough coverage is required for optimum control.   |
| Grape Berry Moth<br>Grape Mealybug<br>Vine Mealybug   | 3.2 oz.<br>(0.1 lb. a.i.)                              | <p>Choose the lower rate for light infestation and the higher rate within the listed rate range for heavy infestation.</p> <p><b>Restrictions:</b></p> <ul style="list-style-type: none"> <li>• Regardless of the application method, <b>DO NOT</b> apply more than 0.2 lb. a.i. clothianidin per acre per calendar year.</li> <li>• <b>DO NOT</b> make more than 1 application per calendar year.</li> <li>• May be applied up to harvest (0 days PHI).</li> <li>• Make application of <b>Sharda Clothianidin 50% WDG</b> post-bloom only when bees are not foraging.</li> <li>• See Pollinator Restrictions.</li> </ul> |
| <b>SOIL APPLICATION</b>   |  |   |
| Pests   | Sharda Clothianidin 50% WDG Application Rates per Acre | Instructions/Restrictions   |
| Grape Mealybug<br>Grape <i>Phylloxera</i> spp.  | 3.2 - 6.4 oz.<br>(0.1 - 0.2 lb. a.i.)                  | Make application of <b>Sharda Clothianidin 50% WDG</b> when target pest(s) threshold populations are observed. <b>DO NOT</b>  |




|  |  |  |
|--|--|--|
| <p>(Suppression)<br/>Leafhoppers<br/>Sharpshooters<br/>Vine Mealybug</p> |  | <p>wait until population beyond threshold has been established. Make application at specified rate in sufficient carrier volume to ensure uniform application and incorporate into the soil using drip or trickle irrigation water.</p> <p>For Mealybug control, make application between bud break and pea-berry size.</p> <p>Make 1 soil application at specified dose in sufficient carrier volume to ensure uniform application using the following method:</p> <ul style="list-style-type: none"> <li>Chemigation into root zone through drip, trickle or custom-made systems that target the watering of the root zone of the plants.</li> </ul> <p>Choose the lower rate for light infestation and the higher rate within the listed rate range heavy infestation.</p> <p><b>Restrictions:</b></p> <ul style="list-style-type: none"> <li>Regardless of the application method, <b>DO NOT</b> apply more than 0.2 lb. a.i. clothianidin per acre per calendar year.</li> <li><b>DO NOT</b> make applications less than 14 days apart.</li> <li><b>DO NOT</b> make application within 30 days of harvest.</li> </ul> |
|--|--|--|

**LEAFY VEGETABLES**

(Except Brassica Vegetables)

Amaranth (Chinese Spinach), Arugula (Roquette), Cardoon, Celery, Celtnce, Chervil, Chinese Celery, Chrysanthemum (Edible-leaved and Garland), Corn Salad, Cress (Garden and Upland), Dandelion, Dock (Sorrel), Endive (Escarole), Florence Fennel, Lettuce (Head and Leaf), Orach, Parsley, Purslane (Garden and Winter), Radicchio (Red Chicory), Rhubarb, Spinach, Spinach (New Zealand and Vine), Swiss Chard

**FOLIAR APPLICATION**

| Pests   | Sharda Clothianidin 50% WDG Application Rates per Acre | Instructions/Restrictions  |
|---|--|--|
| <p>Aphids<br/>Flea Beetles<br/>Leafhoppers<br/>Leafminers (Suppression)<br/>Lygus/Plant Bugs<br/>Whiteflies (Suppression)</p> | <p>1.6 - 3.2 oz.<br/>(0.05 - 0.1 lb. a.i.)</p>         | <p>Make application of <b>Sharda Clothianidin 50% WDG</b> when target pest(s) threshold populations are observed. <b>DO NOT</b> wait until population beyond threshold has been established.</p> <p>Choose lower rate for light infestation and the higher rate within the listed rate range for heavy infestation.</p> <p>Make application of <b>Sharda Clothianidin 50% WDG</b> in sufficient water to ensure uniform and thorough coverage of foliage.</p> <p>Thorough coverage is required for optimum control. To achieve optimum coverage, use proper spray pressures, nozzles, nozzle spacing and water volume per acre.</p> <p><b>Restrictions:</b></p> <ul style="list-style-type: none"> <li>Regardless of the application method, <b>DO NOT</b> apply more than 0.2 lb. a.i. clothianidin per acre per calendar year.</li> <li><b>DO NOT</b> make applications less than 10 days apart.</li> <li><b>DO NOT</b> make application within 7 days of harvest.</li> <li><b>DO NOT</b> use on crops grown for seed production.</li> <li><b>Sharda Clothianidin 50% WDG</b> must not be applied during bloom or when bees are foraging.</li> <li>See Pollinator Restrictions.</li> </ul>  |

**SOIL APPLICATION**

| Pests   | Sharda Clothianidin 50% WDG Application Rates per Acre | Instructions/Restrictions   |
|---|--|---|
| <p>Aphids<br/>Darkling Beetles (Suppression)<br/>Flea Beetles<br/>Leafhoppers<br/>Leafminers (Suppression)<br/>Thrips (Suppression)</p> | <p>4.8 - 6.4 oz.<br/>(0.15 - 0.2 lb. a.i.)</p>         | <p>Make 1 soil application at specified dose in sufficient carrier volume to insure uniform application in one of the following methods:</p> <ol style="list-style-type: none"> <li>In a narrow band centered on the plant row in the bedding operation just before planting.</li> <li>In-furrow spray at-planting directed on or below seed.</li> <li>As a sidedress to both sides of the row.</li> <li>Post-seeding drench or transplant water drench.</li> </ol> |



|   |  |  |
|---|--|--|
| Trash Bugs (including Earwigs, Crickets, Ground Beetles)<br>Whiteflies (Suppression)<br>Wireworms (Suppression) |  | <p>5. Chemigation into root zone through drip, trickle or custom-made systems that target the watering of the root zone of the plants.</p> <p>Choose the lower rate for light infestation and the higher rate within the listed rate range for heavy infestation.</p> <p><b>Restrictions:</b></p> <ul style="list-style-type: none"> <li>Regardless of the application method, <b>DO NOT</b> apply more than 0.2 lb. a.i. clothianidin per acre per calendar year.</li> <li>Make application of <b>Sharda Clothianidin 50% WDG</b> at-planting.</li> </ul> |
|---|--|--|

**PEACH**

[Not for use in California.]

**FOLIAR POST-BLOOM APPLICATION**

| Pests   | Sharda Clothianidin 50% WDG Application Rates per Acre | Instructions/Restrictions  |
|---|--|--|
| Aphids<br>Leafhoppers                         | 1.6 - 3.2 oz.<br>(0.05 - 0.1 lb. a.i.)                 | Make application of <b>Sharda Clothianidin 50% WDG</b> when target pest(s) threshold populations are observed. <b>DO NOT</b> wait until population beyond threshold has been established.  |
| Lygus<br>Plum Curculio<br>Scales<br>Stinkbugs | 3.2 oz.<br>(0.1 lb. a.i.)                              | <p>Choose lower rate for light infestation and/or small trees and the higher rate within the listed rate range heavy infestations and/or larger trees.</p> <p>Make application of <b>Sharda Clothianidin 50% WDG</b> in sufficient water to ensure uniform and thorough coverage of foliage. Spray volume will depend on tree size and density of canopy. Thorough coverage is required for optimum control. To achieve optimum coverage, use proper spray pressures, nozzles, nozzle spacing and water volume per acre.</p> <p><b>Scale:</b> Time applications to the crawler stage, treat each successive generation. Two applications on a 10- to 14-day interval may be required to achieve control.</p> <p><b>Restrictions:</b></p> <ul style="list-style-type: none"> <li>Regardless of the application method, <b>DO NOT</b> apply more than 0.2 lb. a.i. clothianidin per acre per calendar year.</li> <li><b>DO NOT</b> make applications less than 10 days apart.</li> <li><b>DO NOT</b> make application within 7 days of harvest.</li> <li><b>DO NOT</b> feed or allow livestock to graze on cover crops from treated orchards.</li> <li>Make application of <b>Sharda Clothianidin 50% WDG</b> post-bloom only when bees are not foraging.</li> </ul> |

**POME FRUIT**

Apple, Crabapple, Loquat, Mayhaw, Pear, Oriental Pear, Quince

**FOLIAR POST-BLOOM APPLICATION**

| Pests  | Sharda Clothianidin 50% WDG Application Rates per Acre | Instructions/Restrictions   |
|--|--|---|
| Aphids<br>Leafhoppers<br>Plant Bugs<br>Stinkbugs   | 2.1 - 3.2 oz.<br>(0.067 - 0.1 lb. a.i.)                | Make application of <b>Sharda Clothianidin 50% WDG</b> when target pest(s) threshold populations are observed. <b>DO NOT</b> wait until population beyond threshold has been established.   |
| Apple Maggot<br>Leafminers<br>Plum Curculio<br>Codling Moth*<br>Lygus/Plant Bugs<br>Oblique-banded Leafroller<br>Oriental Fruit Moth<br>Pear Psylla<br>Scales<br>Stinkbugs | 3.2 oz.<br>(0.1 lb. a.i.)                              | <p>The amount of <b>Sharda Clothianidin 50% WDG</b> per acre will depend on tree size and pest pressure. Choose lower rate for light infestation and/or small trees and the higher rate within the listed rate range for heavy infestation and/or larger trees.</p> <p>Make application by ground in sufficient volume to obtain thorough coverage. Spray volume will depend on tree size and density of canopy.</p> <p><b>*For Codling Moth (First Generation):</b> For control of first-generation codling moth in areas with light pressure and suppression of first-generation codling moth in areas of heavy infestations.</p> <p>Suppression only of second or third generation codling moth in any area.</p> |



|  |   |
|--|---|
|  | <p><b>Scale:</b> Time applications to the crawler stage, treat each successive generation. Two applications on a 10- to 14-day interval may be required to achieve control.</p> <p><b>Restrictions:</b></p> <ul style="list-style-type: none"> <li>• Regardless of the application method, <b>DO NOT</b> apply more than 0.2 lb. a.i. clothianidin per acre per calendar year.</li> <li>• <b>DO NOT</b> make application within 7 days of harvest.</li> <li>• <b>DO NOT</b> feed or allow livestock to graze on cover crops from treated orchards.</li> <li>• Make application of <b>Sharda Clothianidin 50% WDG</b> post-bloom only when bees are not foraging.</li> </ul> |
|--|---|

**POMEGRANATE****[Not for use in California.]****FOLIAR POST-BLOOM APPLICATION**

| Pests  | Sharda Clothianidin 50% WDG<br>Application Rates per Acre | Instructions/Restrictions  |
|--|---|--|
| Aphids<br>Leafhoppers<br>Mealybug<br>Sharpshooters<br>Whiteflies | 2.1 - 3.2 oz.<br>(0.067 - 0.1 lb. a.i.)                   | <p>Make application of <b>Sharda Clothianidin 50% WDG</b> when target pest(s) threshold populations are observed. <b>DO NOT</b> wait until population beyond threshold has been established.</p> <p>The amount of <b>Sharda Clothianidin 50% WDG</b> per acre will depend on tree size and pest pressure.</p> <p>Choose lower rate for light infestation and/or small trees and the higher rate within the listed rate range for heavy infestations and/or larger trees.</p> <p>Make application by ground 100 - 400 gals. per acre as a full coverage spray. Spray volume will depend on tree size and density of canopy.</p> <p>A single application may result in suppression only.</p> <p><b>Restrictions:</b></p> <ul style="list-style-type: none"> <li>• Regardless of the application method, <b>DO NOT</b> apply more than 0.2 lb. a.i. clothianidin per acre per calendar year.</li> <li>• <b>DO NOT</b> make applications less than 14 days apart.</li> <li>• <b>DO NOT</b> make application within 7 days of harvest.</li> <li>• <b>DO NOT</b> feed or allow livestock to graze on cover crops from treated orchards.</li> <li>• Make application of <b>Sharda Clothianidin 50% WDG</b> post-bloom only when bees are not foraging.</li> </ul> |

**SOD FARMS**


| Pests  | Sharda Clothianidin 50% WDG<br>Application Rates | Timing Instructions  |
|--|--|--|
| Annual Bluegrass Weevils (Larval Stages)<br><br>Billbugs<br>Black Turfgrass Ataenius<br><br><i>Phyllophaga</i> spp. (May or June Beetles)<br>Spittle Bugs<br>White Grubs (Asiatic Garden Beetle, European Chafer, Green June Beetle, Japanese Beetle, Northern Masked Chafer, Oriental Beetle, and Southern Masked Chafer) | 6.4 - 12.8 oz./A<br>(0.2 - 0.4 lb. a.i./A)       | <p><b>Preventative Applications:</b> Make applications through peak egg hatch of target species. Use the upper end of the rate range if application is made 60 days or more before peak adult flight and/or egg lay.</p> <p><b>Post-Egg Hatch Application:</b> After egg hatch of the target species has occurred or there is obvious turf damage from the current generation use the upper end of the rate range.</p> |
| Armyworms<br>Chinch Bugs (including Hairy and Southern)<br>Crane Fly (including American and European)<br>Cutworms<br>Nuisance Ants (excluding Fire, Harvester, Carpenter, Pharaoh)<br>Sod Webworms  | 9.6 - 12.8 oz./A<br>(0.3 - 0.4 lb. a.i./A)       | <p><b>Cranefly:</b> Make application in the spring, when larvae are mature but before pupation or in the fall before egg hatch.</p> <p><b>Other Pests:</b> Make application when pest first appears.</p>   |

|   |  |  |
|---|--|--|
| Mole Crickets (Suppression)   | 12.8 oz./A<br>(0.4 lb. a.i./A)                       | Time application to peak egg lay or early instars. Suppression can either mean control that is not commercially acceptable or inconsistent, ranging from poor to good. |
| <b>Restrictions:</b> <ul style="list-style-type: none"> <li>Regardless of the application method, <b>DO NOT</b> apply more than 0.4 lb. a.i. clothianidin per acre per calendar year.</li> <li><b>DO NOT</b> allow this product to contact plants in bloom if bees are foraging the turf area.</li> </ul> |  |  |
| <b>Reduced Rate Application for Summer White Grub Control in Turf</b>   |  |  |
| <b>Pests</b>  | <b>Sharda Clothianidin 50% WDG Application Rates</b> | <b>Timing Instructions</b>   |
| White Grubs (European Chafer, Japanese Beetle, and Northern Masked Chafer)  | 4.5 oz./A (0.14 lb. a.i./A)                          | Make application between June 1 <sup>st</sup> and July 15 <sup>th</sup> . Make application before egg hatch of listed white grub species.                              |
| <b>Restriction:</b> <ul style="list-style-type: none"> <li>Regardless of the application method, <b>DO NOT</b> apply more than 0.4 lb. a.i. clothianidin per acre per calendar year.</li> <li><b>DO NOT</b> allow this product to contact plants in bloom if bees are foraging the turf area.</li> </ul>  |  |  |

**SOYBEAN**


[Not for use in California.]

**FOLIAR APPLICATION**

| <b>Pests</b>  | <b>Sharda Clothianidin 50% WDG Application Rates per Acre</b> | <b>Instructions/Restrictions</b>   |
|---|---|--|
| Aphids<br>Bean Leaf Beetles<br>Japanese Beetles<br>Leafhoppers<br>Lygus<br>Stinkbugs<br>Three-Cornered Alfalfa Hopper<br>Whiteflies (Suppression) | 1.6 - 2.1 oz.<br>(0.05 - 0.067 lb. a.i.)                      | <p>Make application of <b>Sharda Clothianidin 50% WDG</b> when target pest(s) threshold populations are observed. <b>DO NOT</b> wait until population beyond threshold has been established.</p> <p>Make application of <b>Sharda Clothianidin 50% WDG</b> in sufficient water to ensure uniform and thorough coverage of foliage.</p> <p><b>Aphids:</b> Applications for soybean aphid need to be targeted at or less than 250 aphids/plant. Populations over threshold might require more than 1 application to achieve control.</p> <p>Choose the lower rate for light infestation and the higher rate within the listed rate range for heavy infestation.</p> <p><b>Restrictions:</b></p> <ul style="list-style-type: none"> <li>Regardless of the application method, <b>DO NOT</b> apply more than 0.2 lb. a.i. clothianidin per acre per calendar year.</li> <li><b>DO NOT</b> make foliar applications less than 7 days apart.</li> <li><b>DO NOT</b> make application within 21 days of harvest.</li> <li><b>DO NOT</b> make foliar applications of <b>Sharda Clothianidin 50% WDG</b> in fields treated with a neonicotinoid insecticide seed treatment(s) within 45 days after planting.</li> <li><b>DO NOT</b> graze or feed soybean forage and hay to livestock.</li> <li>See Pollinator Restrictions.</li> </ul>  |

**TOBACCO****FOLIAR APPLICATION**

| <b>Pests</b>  | <b>Sharda Clothianidin 50% WDG Application Rates per Acre</b> | <b>Instructions/Restrictions</b>  |
|---|---|---|
| Aphids<br>Flea Beetles  | 1.6 - 2.1 oz.<br>(0.05 - 0.067 lb. a.i.)                      | Make application of <b>Sharda Clothianidin 50% WDG</b> when target pest(s) threshold populations are observed. <b>DO NOT</b> wait until population beyond threshold has been established.   |
| Tobacco Budworm (Suppression)<br>Tobacco Hornworm (Suppression) | 2.1 oz.<br>(0.067 lb. a.i.)                                   | <p>Make application using equipment that delivers a coarse droplet spray and low pressure to prevent off target drift. Check calibration periodically to ensure that your equipment is working properly.</p> <p>For suppression of budworms and hornworms, make the first application as soon as eggs hatch and repeat applications as necessary to maintain suppression.</p> |

|  |   | <b>Restrictions:</b> <ul style="list-style-type: none"> <li>Regardless of the application method, <b>DO NOT</b> apply more than 0.2 lb. a.i. clothianidin per acre per calendar year.</li> <li><b>DO NOT</b> make applications less than 7 days apart.</li> <li><b>DO NOT</b> make application within 14 days of harvest.</li> <li>See Pollinator Restrictions.</li> </ul>    |
|--|---|--|
| [Editorial Note: <b>DO NOT</b> print this table on container label]                                |   |  |
| <b>SOIL APPLICATION</b><br>(In Transplanted Water Application or Tray, or Flat Drench Application) |   |  |
| Pests  | Sharda Clothianidin 50% WDG<br>Application Rates per Acre | Instructions/Restrictions  |
| Flea Beetles   | 1.6 - 3.2 oz.<br>(0.05 - 0.01 lb. a.i.)                   | <b>Sharda Clothianidin 50% WDG</b> must be mixed with water before application. Keep the <b>Sharda Clothianidin 50% WDG</b> solution agitated or mix regularly to prevent settling in the spray or transplant tank. Make application of <b>Sharda Clothianidin 50% WDG</b> at the specified dosage to the soil in transplant water or by drench to trays or flats before transplanting. Water the plants in flats or trays by overhead irrigation to wash <b>Sharda Clothianidin 50% WDG</b> from foliage into the potting media. Failure to wash <b>Sharda Clothianidin 50% WDG</b> from foliage may result in a reduction of control.<br><br>Soil applications may sometimes cause yellowing on the leaves present at the time of transplanting. This effect does not have any impact on plant growth and yields.<br><br><b>Restrictions:</b> <ul style="list-style-type: none"> <li>Regardless of the application method, <b>DO NOT</b> apply more than 0.2 lb. a.i. clothianidin per acre per calendar year.</li> <li><b>DO NOT</b> make application within 14 days of harvest.</li> </ul> |
| Aphids   | 3.2 oz.<br>(0.1 lb. a.i.)                                 |  |
| Tobacco Budworm (Suppression)<br>Tobacco Hornworm (Suppression)                                    |   |  |

**TREE NUTS**

Almond, Beech Nut, Brazil Nut, Butternut, Cashew, Chestnut, Chinquapin, Filbert (Hazelnut), Hickory Nut, Macadamia Nut, Pecan, Walnut (Black and English)


| FOLIAR POST-BLOOM APPLICATION   |   |  |
|---|---|--|
| Pests   | Sharda Clothianidin 50% WDG<br>Application Rates per Acre | Instructions/Restrictions  |
| Aphids<br>Leafhoppers<br>Pecan Nut Casebearer<br>Pecan Weevil<br>Whiteflies (Suppression) | 1.6 - 3.2 oz.<br>(0.05 - 0.1 lb. a.i.)                    | Make application of <b>Sharda Clothianidin 50% WDG</b> when target pest(s) threshold populations are observed. <b>DO NOT</b> wait until population beyond threshold has been established.<br><br>Choose lower rate for light infestation and/or small trees and the higher rate within the listed rate range for heavy infestation and/or larger trees.  |
| Hickory Shuckworm<br>Lygus<br>Mealybugs<br>Scales<br>Stinkbugs                            | 3.2 oz.<br>(0.1 lb. a.i.)                                 | Make application of <b>Sharda Clothianidin 50% WDG</b> in sufficient water to ensure uniform and thorough coverage of foliage. Spray volume will depend on tree size and density of canopy. Thorough coverage is required for optimum control. To achieve optimum coverage, use proper spray pressures, nozzles, nozzle spacing and water volume per acre.<br><br><b>Scale:</b> Time applications to the crawler stage, treat each successive generation. Two applications on a 10- to 14-day interval may be required to achieve control.<br><br><b>Restrictions:</b> <ul style="list-style-type: none"> <li>Regardless of the application method, <b>DO NOT</b> apply more than 0.2 lb. a.i. clothianidin per acre per calendar year.</li> <li><b>DO NOT</b> make application less than 10 days apart.</li> <li><b>DO NOT</b> make application within 21 days of harvest.</li> <li><b>DO NOT</b> feed or allow livestock to graze on cover crops from treated orchards.</li> <li>Make application of <b>Sharda Clothianidin 50% WDG</b> post-</li> </ul> |

bloom only when bees are not foraging.

**TUBEROUS AND CORM VEGETABLES****[Not for use in California.]**

Arracacha, arrowroot, artichoke, (including Chinese and Jerusalem), edible canna, cassava (including bitter and sweet), root chayote, chufa, dasheen, ginger, leren, potato, sweet potato, taniel, turmeric, and yam

**FOLIAR APPLICATION**

| <b>Pests</b>   | <b>Sharda Clothianidin 50% WDG Application Rates per Acre</b> | <b>Instructions/Restrictions</b>   |
|--|---|--|
| Aphids<br>Colorado Potato Beetles<br>Flea Beetles<br>Leafhoppers | 1.1 - 1.6 oz.<br>(0.033 - 0.05 lb. a.i.)                      | <p>Make application of <b>Sharda Clothianidin 50% WDG</b> when target pest(s) threshold populations are observed. <b>DO NOT</b> wait until population beyond threshold has been established.</p> <p>Choose the lower rate for light infestation and the higher rate within the listed rate range for heavy infestation.</p> <p><b>Restrictions:</b></p> <ul style="list-style-type: none"> <li>Regardless of the application method, <b>DO NOT</b> apply more than 0.2 lb. a.i. clothianidin per acre per calendar year.</li> <li><b>DO NOT</b> make applications less than 7 days apart.</li> <li><b>DO NOT</b> make application within 14 days of harvest.</li> <li><b>DO NOT</b> make application between 50% row closure and petal fall.</li> <li><b>DO NOT</b> make more than 1 application per year before 50% row closure.</li> <li>See Pollinator Restrictions.</li> </ul>  |

**POTATO****IN-FURROW OR SIDE DRESS APPLICATION**

| <b>Pests</b>   | <b>Sharda Clothianidin 50% WDG Application Rates per Acre</b> | <b>Instructions/Restrictions</b>   |
|--|---|--|
| Aphids<br>Colorado Potato Beetles<br>Exotic White Grub<br>Flea Beetles<br>Leafhoppers<br>Potato Psyllids (Suppression)<br>Sweet Potato Weevil<br>Wireworms | 3.2 - 6.4 oz.<br>(0.1 - 0.2 lb. a.i.)                         | <p><b>Timing of Application:</b> At-planting or as a side-dress on both sides of the row at ground-crack during hilling.</p> <p>Make application at specified rate in sufficient carrier volume to ensure uniform application and incorporate into the soil using one of the following methods:</p> <ol style="list-style-type: none"> <li>In a narrow band centered on the plant row in the bedding operation just before planting.</li> <li>In-furrow spray at-planting. Direct spray in the furrow on the seed pieces or potatoes.</li> <li>As a sidedress to both sides of the row or as a broadcast spray to the soil during hilling. Cover immediately with soil.</li> </ol> <p><b>Restrictions:</b></p> <ul style="list-style-type: none"> <li>Regardless of the application method, <b>DO NOT</b> apply more than 0.2 lb. a.i. clothianidin per acre per calendar year.</li> </ul> |
| <b>Diseases Suppressed</b>   | <b>Sharda Clothianidin 50% WDG Application Rates per Acre</b> |  |
| Symptoms of:<br>Potato Leafroll Virus (PLRV)<br>Purple Top   | 6.4 oz.<br>(0.2 lb. a.i.)                                     |  |

**ORNAMENTALS IN PRODUCTION GREENHOUSES AND FIELD NURSERIES**

**Sharda Clothianidin 50% WDG** is for use on ornamentals in production greenhouses, lath and shadehouses and field nurseries. To assure optimum effectiveness, good spray coverage of the target plant is essential. Apply **Sharda Clothianidin 50% WDG** as a foliar spray or broadcast spray, soil injection or soil drench. For optimum control, apply prior to anticipated pest infestation or early in the infestation cycle.

Make application of **Sharda Clothianidin 50% WDG** when threshold populations are observed. **DO NOT** wait until population beyond threshold has been established. Make application of **Sharda Clothianidin 50% WDG** in sufficient water to ensure uniform and thorough coverage of foliage. Thorough coverage is required for optimum control. To achieve adequate coverage, use proper spray pressures, nozzles, nozzle spacing and water volume per acre.

Make application at-planting or after planting to established plants. On established plants, irrigate the treated area thoroughly but **DO NOT** allow leaching and runoff from containers for at least 7 days.


Choose lower rate for light infestations and/or smaller plants and higher rate within the listed rate range for heavy infestations and/or larger plants.

**Restrictions:**

- Regardless of the application method, **DO NOT** apply more than 0.4 lb. a.i. clothianidin per acre per calendar year.
- Drench or broadcast applications will provide control of foliage feeding insects, however, control will not be achieved until the product has been taken up by the plant roots and translocated to the area where the insects are feeding.

- If making broadcast applications, water in with enough irrigation or rainfall to move the product into the zone where insects are active.
- For drench applications, use enough water to move the product into the zone where the insects are active.

| DRENCH APPLICATION* ON ORNAMENTALS IN PRODUCTION GREENHOUSE AND FIELD NURSERIES –CONTAINERIZED PLANTS   |  |   |  |                              |
|---|--|---|--|------------------------------|
| Plants  | Pests  | Sharda Clothianidin 50% WDG Application Rates per 100 Gals. | Container Size (Inches)  | Amount of Solution (Fl. Oz.) |
| <b>Ornamental Plants including:</b><br>Bedding Plants<br>Evergreens<br>Flowering Plants<br>Foliage Plants<br>Ground Covers<br>Non-Bearing Fruit Trees<br>Non-Bearing Nut Trees<br>Non-Bearing Vines<br>Ornamental Trees<br>Shrubs | Aphid  | 1 - 2 oz.<br>(0.031 - 0.063 lb. a.i.)                       | 2<br>4   | 1<br>2                       |
|   | Adelgids (including Hemlock Woolly)<br>Fungus Gnats (Larvae)<br>Glassy-Wing Sharpshooters<br>Lacebugs (including Azalea Lacebug)<br>Leaf Beetles<br>Leafhoppers<br>Leafminers (Dipteran) (including Serpentine Leafminer)<br>Mealybugs (including Citrus Mealybug, Long-Tailed Mealybug, Madeira Mealybug, Obscure Mealybug, Pink Hibiscus Mealybug, and Root Mealybug)<br>Psyllids (including Asian Citrus Psyllid)<br>Root Weevils (Larvae and Adults) (including Black Vine Weevil)<br>Soft Scale<br>Thrips (Suppression)<br>Whiteflies (Suppression) (including Giant Whitefly, Greenhouse Whitefly, and Sweet Potato Whitefly)<br>White Grubs (including Asiatic Garden Beetle, European Chafer, Green June Beetle, Japanese Beetle, Northern Masked Chafer, Oriental Beetle, and Southern Masked Chafer) | 1.5 - 2 oz.<br>(0.047 - 0.063 lb. a.i.)                     | 6<br>8   | 4<br>6                       |
|   |  |   | For larger pot sizes, use 4 fl. oz. of solution per 1 gal. of soil media.  |                              |
|   |  |   | Mix the specified amount of product with a sufficient volume of water to evenly disperse the solution to the treated area.   |                              |
|   |  |   | *Mix the specified amount of product with a sufficient volume of water to evenly disperse the solution into pots and to thoroughly wet the planting medium, without resulting in overflow or leaching and the loss of product. When watering treated pots, do not water to the point of overflowing and do not leach for 7 days after application. |                              |
|   |  |   | <b>Restriction:</b>  |                              |
|   |  |   | <ul style="list-style-type: none"> <li>• Regardless of the application method, <b>DO NOT</b> apply more than 0.4 lb. a.i. clothianidin per acre per calendar year.</li> <li>• <b>DO NOT</b> water to the point of overflowing and <b>DO NOT</b> leach for 7 days after application.</li> </ul>   |                              |

| FOLIAR APPLICATION ON ORNAMENTALS IN FIELD NURSERIES   |                                       |  |   |
|--|---------------------------------------|--|---|
| Plants   | Pests                                 | Sharda Clothianidin 50% WDG Application Rates per 100 Gals. of Water | Instructions/Restrictions   |
| Evergreens<br>Flowers<br>Foliage Plants (non-food)<br>Ground Covers<br>Interior Plantscapes<br>Shrubs<br>Trees (including Non-Bearing Fruit and Nut) | Aphids                                | 0.63 - 1.26 oz.<br>(0.020 - 0.039 lb. a.i.)                          | Uniformly apply the spray solution to the point of drip. Reapply as needed.<br><br>The amount of spray solution needed per acre will depend on the ornamental size and the density of the leaf canopy.<br><br><b>Restriction:</b> <ul style="list-style-type: none"> <li>• Regardless of the application method, <b>DO NOT</b> apply more than 0.4 lb. a.i. clothianidin per acre per calendar year.</li> <li>• See Pollinator Restrictions.</li> </ul>  |
|  | Mealybugs<br>Whiteflies (Suppression) | 0.9 - 1.26 oz.<br>(0.028 - 0.039 lb. a.i.)                           |   |

| FOLIAR APPLICATION ON ORNAMENTALS IN PRODUCTION GREENHOUSES  |                                       |  |   |
|--|---------------------------------------|--|---|
| Plants   | Pests                                 | Sharda Clothianidin 50% WDG Application Rates per 100 Gals. of Water | Instructions/Restrictions   |
| Evergreens<br>Flowers<br>Foliage Plants (non-food)<br>Ground Covers<br>Interior Plantscapes<br>Shrubs<br>Trees (including Non-Bearing Fruit and Nut) | Aphids                                | 0.63 - 1.26 oz.<br>(0.02 - 0.039 lb. a.i.)                           | Uniformly apply the spray solution to the point of drip. Reapply as needed.<br><br>The amount of spray solution needed per acre will depend on the ornamental size and the density of the leaf canopy.<br><br><b>Restriction:</b> <ul style="list-style-type: none"> <li>• Regardless of the application method, <b>DO NOT</b> apply more than 0.4 lb. a.i. clothianidin per acre per calendar year.</li> </ul> |
|  | Mealybugs<br>Whiteflies (Suppression) | 0.9 - 1.26 oz.<br>(0.028 - 0.039 lb. a.i.)                           |   |



| SOIL APPLICATIONS IN PRODUCTION GREENHOUSE AND FIELD NURSERIES – IN-GROUND PLANTS   |   |  |  |
|---|---|--|--|
| Plants  | Pests   | Sharda Clothianidin 50% WDG Application Rates  | Directions   |
| <b>Ornamental Plants including:</b><br>Bedding Plants<br>Evergreens<br>Flowering Plants<br>Foliage Plants<br>Ground Covers<br>Non-Bearing Fruit Trees<br>Non-Bearing Nut Trees<br>Non-Bearing Vines<br>Ornamental Trees<br>Shrubs | Adelgids (including Hemlock Woolly)<br>Aphids<br>Fungus Gnats (Larvae)<br>Glassy-Wing Sharpshooters<br>Lacebugs (including Azalea Lacebug)<br>Leaf Beetles<br>Leafhoppers<br>Leafminers (Dipteran) (including Serpentine Leafminer)<br>Mealybugs (including Citrus Mealybug, Long-Tailed Mealybug, Madeira Mealybug, Obscure Mealybug, Pink Hibiscus Mealybug, and Root Mealybug)<br>Psyllids (including Asian Citrus Psyllid)<br>Root Weevils (Larvae and Adults) (including Black Vine Weevil)<br>Soft Scale<br>Thrips (Suppression)<br>Whiteflies (Suppression) (including Giant Whitefly, Greenhouse Whitefly, Silverleaf Whitefly, and Sweet Potato Whitefly)<br>White Grubs (including Asiatic Garden Beetle, European Chafer, Green June Beetle, Japanese Beetle, Northern Masked Chafer, Oriental Beetle, and Southern Masked Chafer) | <b>Shrubs</b><br>1.2 - 2.4 grams (0.001 - 0.003 lb. a.i.) per foot of height<br><br>0.17 - 0.34 oz. per gal. of water<br><br>11.2 - 22.8 grams (0.012 - 0.025 lb. a.i.) per 10 cumulative feet of height<br>Or<br>0.39 - 0.80 oz. per 10 cumulative feet of height   | <b>Soil Drench:</b> Mix required dose in water and uniformly apply to soil around base of shrub or tree. Pull back mulch prior to drenching. Make application at least 1 quart of dilute solution per foot of height. Apply 0.5 inch of irrigation immediately after application to move product into root zone. Keep soil moist for at least 7 days.<br><br><b>Soil Injection:</b> Mix required dose in water and make at least 4 injections per shrub. Inject 1 qt. of dilute solution per foot of height. Keep soil moist for at least 7 days.  |
|   |   | <b>Multi-Trunk Trees</b><br>1.2 - 4.8 grams per cumulative inch of trunk diameter at breast height (DBH)<br><br>11.2 - 48 grams per 10 cumulative inches of trunk diameter at breast height (DBH)<br><br>0.38 - 1.6 oz. per 10 cumulative inches of trunk diameter at breast height<br><br><b>Single-Trunk Trees</b><br>1.2 - 4.8 grams per inch of trunk diameter at breast height (DBH)<br><br>11.2 - 48 grams per 10 inches of trunk diameter at breast height (DBH)<br><br>(0.38 - 1.6 oz. per 10 inches of trunk diameter at breast height (DBH)) | <b>Soil Drench:</b> Mix required dose in water and uniformly apply to soil around base of tree, directed at the root zone. Pull back plastic or mulch prior to drenching. For optimal performance, apply at least 2 qts. of dilute solution per inch of trunk diameter. If lower drench volume is used, apply 0.5 inch of irrigation immediately after application to move product into root zone. Keep soil moist for at least 7 days.<br><br><b>Soil Injection:</b> Mix required dose in water and make at least 4 injections per tree with a low-pressure applicator. Use same amount of solution per hole. Injections can be made using the following methods: <ul style="list-style-type: none"> <li>• <b>Grid System</b> - Space injections on a 2.5 ft. center extending to drip line.</li> <li>• <b>Circle System</b> - Make injections in concentric circles extending inward from drip line.</li> <li>• <b>Basal System</b> - Space injections evenly around trunk no more than 12 inches out from the base. Keep soil moist for at least 7 days after application.</li> </ul> |

**Sharda Clothianidin 50% WDG** is a systemic insecticide and must move to the area of the plant where the target pest is feeding. Control of pests may be delayed following an application for 1 or more weeks as **Sharda Clothianidin 50% WDG** moves to the feeding site. Factors including plant size, soil type, and water demands will impact the time between application and obvious insect control.

**Restriction:**

- Regardless of the application method, **DO NOT** apply more than 0.4 lb. a.i. clothianidin per acre per calendar year.

**Note: Sharda Clothianidin 50% WDG** may be tank mixed or co-applied with other compatible insecticides. Please confirm product compatibility using the water volumes planned with a jar test before mixing up a large amount of material.

## STORAGE AND DISPOSAL

**DO NOT** contaminate water, food or feed by storage or disposal.

**PESTICIDE STORAGE:** Store in a dry place away from excessive heat. **DO NOT** store near food or feed. Store in original container only. To close package, replace and tighten cap to form an airtight seal.

**PESTICIDE DISPOSAL:** To avoid waste, use all material in this container by application according to label directions. If waste cannot be avoided, offer remaining product to a waste facility or pesticide disposal program (often such programs are run by State or local governments or by industry).

**CONTAINER HANDLING:**

**[Nonrefillable HDPE Container (Capacity Equal to or Less Than 50 Pounds):]** Nonrefillable container. **DO NOT** reuse or refill this



container. Triple rinse container (or equivalent) promptly after emptying. Triple rinse as follows: Empty the remaining contents into application equipment or a mix tank. Fill the container  $\frac{1}{4}$  full with water and recap. Shake for 10 seconds. Pour rinsate into application equipment or a mix tank or store rinsate for later use or disposal. Drain for 10 seconds after the flow begins to drip. Repeat this procedure two more times. Then, for Plastic Containers, offer for recycling if available or puncture and dispose of in a sanitary landfill, or by incineration. For Metal Containers, offer for recycling if available or reconditioning if appropriate, or puncture and dispose of in a sanitary landfill, or by other procedures approved by State and local authorities.]

**[[Nonrefillable HDPE Container (Capacity Greater Than 50 Pounds):]** Nonrefillable container. **DO NOT** reuse or refill this container. Triple rinse container (or equivalent) promptly after emptying. Triple rinse as follows: Empty the remaining contents into application equipment or a mix tank. Fill the container  $\frac{1}{4}$  full with water. Replace and tighten closures. Tip container on its side and roll it back and forth, ensuring at least one complete revolution, for 30 seconds. Stand the container on its end and tip it back and forth several times. Turn the container over onto its other end and tip it back and forth several times. Empty the rinsate into application equipment or a mix tank or store rinsate for later use or disposal. Repeat this procedure two more times. Then, for Plastic Containers, offer for recycling if available or puncture and dispose of in a sanitary landfill, or by incineration. For Metal Containers, offer for recycling if available or reconditioning if appropriate, or puncture and dispose of in a sanitary landfill, or by other procedures approved by State and local authorities.]

**[[Nonrefillable HDPE Containers, e.g., Intermediate Bulk Containers [IBC] (Size or Shape Too Large to be Tipped, Rolled or Turned Upside Down):]** Nonrefillable container. **DO NOT** reuse or refill this container. Clean container promptly after emptying the contents from this container into application equipment or mix tank and before final disposal using the following pressure rinsing procedure. Insert a lance fitted with a suitable tank cleaning nozzle into the container and ensure that the water spray thoroughly covers the top, bottom, and all sides inside the container. The nozzle manufacturer generally provides instructions for the appropriate spray pressure, spray duration and/or spray volume. If the manufacturer's instructions are not available, pressure rinse the container for at least 60 seconds using a minimum pressure of 30 PSI with a minimum rinse volume of 10% of the container volume. Drain, pour or pump rinsate into application equipment or rinsate collection system. Repeat this pressure rinsing procedure two more times. Then, for Plastic Containers, offer for recycling if available or puncture and dispose of in a sanitary landfill, or by incineration. For Metal Containers, offer for recycling if available or reconditioning if appropriate, or puncture and dispose of in a sanitary landfill, or by other procedures approved by State and local authorities.]

**[[All Other Refillable HDPE Containers:]** Refillable container. Refilling Container: Refill this container with this pesticide only. **DO NOT** reuse this container for any other purpose. Cleaning before refilling is the responsibility of the refiller. Prior to refilling, inspect carefully for damage including cracks, punctures, abrasions, worn out threads and closure devices. If damage is found, **DO NOT** use the container, contact CHEMTREC at the number below for instructions. Check for leaks after refilling and before transporting. If leaks are found, **DO NOT** reuse or transport container, contact CHEMTREC at the number below for instructions. Disposing of Container: **DO NOT** reuse this container for any other purpose other than refilling (see preceding). Cleaning the container before final disposal is the responsibility of the person disposing of the container. To clean the container before final disposal, use the following pressure rinsing procedure. Insert a lance fitted with a suitable tank cleaning nozzle into the container and ensure that the water spray thoroughly covers the top, bottom, and all sides inside the container. The nozzle manufacturer generally provides instructions for the appropriate spray pressure, spray duration and/or spray volume. If the manufacturer's instructions are not available, pressure rinse the container for at least 60 seconds using a minimum pressure of 30 PSI with a minimum rinse volume of 10% of the container volume. Drain, pour or pump rinsate into application equipment or rinsate collection system. Repeat this pressure rinsing procedure two more times. Then, for Plastic Containers, offer for recycling if available or puncture and dispose of in a sanitary landfill, or by incineration. For Metal Containers, offer for recycling if available or reconditioning if appropriate, or puncture and dispose of in a sanitary landfill, or by other procedures approved by State and local authorities.]

#### CONDITIONS OF SALE AND LIMITATION OF WARRANTY AND LIABILITY

**NOTICE:** Read the entire Directions for Use and Conditions of Sale and Limitation of Warranty and Liability before buying or using this product. If the terms are not acceptable, return the product at once, unopened, and the purchase price will be refunded.

The Directions for Use of this product must be followed carefully. It is impossible to eliminate all risks inherently associated with the use of this product. Ineffectiveness or other unintended consequences may result because of such factors as manner of use or application, weather, presence of other materials or other influencing factors in the use of the product, which are beyond the control of Sharda USA LLC or Seller. To the extent consistent with applicable law, all such risks shall be assumed by Buyer and User, and Buyer and User agree to hold Sharda USA LLC and Seller harmless for any claims relating to such factors.


Sharda USA LLC warrants that this product conforms to the chemical description on the label and is reasonably fit for the purposes stated in the Directions for Use, subject to the inherent risks referred to above, when used in accordance with directions under normal use conditions. This warranty does not extend to the use of this product contrary to label instructions, or under conditions not reasonably foreseeable to or beyond the control of Seller or Sharda USA LLC and Buyer and User assume the risk of any such use. To the extent consistent with applicable law, SHARDA USA LLC MAKES NO WARRANTIES OF MERCHANTABILITY OR OF FITNESS FOR A PARTICULAR PURPOSE NOR ANY OTHER EXPRESS OR IMPLIED WARRANTY EXCEPT AS STATED ABOVE.

To the extent consistent with applicable law, neither Sharda USA LLC nor Seller shall be liable for any incidental, consequential or special damages resulting from the use or handling of this product. **TO THE EXTENT CONSISTENT WITH APPLICABLE LAW, THE EXCLUSIVE REMEDY OF THE USER OR BUYER, AND THE EXCLUSIVE LIABILITY OF SHARDA USA LLC AND SELLER FOR ANY AND ALL CLAIMS, LOSSES, INJURIES OR DAMAGES (INCLUDING CLAIMS BASED ON BREACH OF WARRANTY, CONTRACT, NEGLIGENCE, TORT, STRICT LIABILITY OR OTHERWISE) RESULTING FROM THE USE OR HANDLING OF THIS PRODUCT, SHALL BE THE RETURN OF THE PURCHASE PRICE OF THE PRODUCT OR, AT THE ELECTION OF SHARDA USA LLC OR SELLER, THE REPLACEMENT OF THE PRODUCT.**

Sharda USA LLC and Seller offer this product, and Buyer and User accept it, subject to the foregoing Conditions of Sale and Limitation of Warranty and Liability, which may not be modified except by written agreement signed by a duly authorized representative of Sharda USA LLC.

[All trademarks are the property of their respective owners.]

[OPTIONAL MARKETING LANGUAGE]

|   |  |
|---|--|
| 1 | <a href="http://shardausa.com">[shardausa.com]</a><br><br>[ ] |
| 2 | [Handle with Care]   |
| 3 | [This side Up]   |

[Sub-Label B: For Non-Agricultural Uses]

CLOTHIANIDIN GROUP 4A INSECTICIDE

# Sharda Clothianidin 50% WDG

For Use on Commercial and Residential Landscapes and Interiorscapes, Non-Bearing Fruit and Nut Trees, Residential Apple and Pear Trees, Turfgrass and Sites Where Plants are Grown for Ornamental, Aesthetic and Climate Modification Purposes.

|  |                 |
|--|-----------------|
| <b>ACTIVE INGREDIENT:</b>  | <b>WT. BY %</b> |
| Clothianidin: (E)-1-[(2-chlorothiazol-5-yl)methyl]-3-methyl-2-nitroguanidine ..... | 50.0%           |
| <b>OTHER INGREDIENTS*:</b> .....   | 50.0%           |
| <b>TOTAL:</b> .....  | <b>100.0%</b>   |

## KEEP OUT OF REACH OF CHILDREN CAUTION

Si usted no entiende la etiqueta, busque a alguien para que se la explique a usted en detalle.  
(If you **DO NOT** understand this label, find someone to explain it to you in detail.)

| FIRST AID  |  |
|--|--|
| <b>IF SWALLOWED:</b>   | <ul style="list-style-type: none"> <li>• Call poison control center or doctor immediately for treatment advice.</li> <li>• Have person sip a glass of water if able to swallow.</li> <li>• <b>DO NOT</b> induce vomiting unless told to by the poison control center or doctor.</li> <li>• <b>DO NOT</b> give anything by mouth to an unconscious person.</li> </ul> |
| <b>IF ON SKIN OR CLOTHING:</b>   | <ul style="list-style-type: none"> <li>• Take off contaminated clothing.</li> <li>• Rinse skin immediately with plenty of water for 15 - 20 minutes.</li> <li>• Call a poison control center or doctor for treatment advice.</li> </ul>  |
| <b>IF INHALED:</b>   | <ul style="list-style-type: none"> <li>• Move person to fresh air.</li> <li>• If person is not breathing, call 911 or ambulance, then give artificial respiration, preferably by mouth-to-mouth, if possible.</li> <li>• Call a poison control center or doctor for further treatment advice.</li> </ul>   |
| <b>IF IN EYES:</b>   | <ul style="list-style-type: none"> <li>• Hold eye open and rinse slowly and gently with water for 15 - 20 minutes.</li> <li>• Remove contact lenses, if present, after the first 5 minutes, then continue rinsing eye.</li> <li>• Call a poison control center or doctor for treatment advice.</li> </ul>  |
| HOTLINE NUMBER   |  |
| <p>Have the product container or label with you when calling a poison control center or doctor or going for treatment. For emergency information concerning this product, call your poison control center at <b>1-800-222-1222</b>. For general information on this product, you may contact the National Pesticides Information Center (NPIC) at 1-800-858-7378, Monday through Friday, 8 AM to 12 PM PST, or at <a href="http://npic.orst.edu">http://npic.orst.edu</a>.</p> |  |

[Optional referral statements when booklets and container labels are used:]

See label booklet for [additional] [complete] First Aid, [Precautionary Statements,] [Directions For Use,] and Storage and Disposal.

EPA Reg. No. 83529-XXX

EPA Est. No. XXXXX-XX-XXX

Manufactured for:

**Sharda USA LLC** 7217 Lancaster Pike, Suite A  
Hockessin, Delaware 19707Net Contents: \_\_\_\_\_ Lbs. [Kg.]  
Lot No.:

## PRECAUTIONARY STATEMENTS

### HAZARDS TO HUMANS AND DOMESTIC ANIMALS

#### CAUTION

Harmful if swallowed. Harmful if absorbed through skin. Harmful if inhaled. Causes moderate eye irritation. Avoid contact with eyes, skin, or clothing. Avoid breathing spray mist or vapor.

#### PERSONAL PROTECTIVE EQUIPMENT (PPE)

##### Applicators and other handlers must wear:

- Long-sleeved shirt and long pants
- Shoes plus socks
- Chemical-resistant gloves including barrier laminate, butyl rubber  $\geq 14$  mils, nitrile rubber  $\geq 14$  mils, neoprene rubber  $\geq 14$  mils, natural rubber  $\geq 14$  mils, polyethylene (PVC)  $\geq 14$  mils, or viton  $\geq 14$  mils

#### USER SAFETY REQUIREMENTS

Follow the manufacturer's instructions for cleaning/maintaining PPE. If no such instructions for washables exists, use detergent and hot water. Keep and wash PPE separately from other laundry.

#### USER SAFETY RECOMMENDATIONS

##### Users should:

- Wash hands before eating, drinking, chewing gum, using tobacco, or using the toilet.
- Remove clothing/PPE immediately if pesticide gets inside. Then wash thoroughly and put on clean clothing.
- Remove PPE immediately after handling this product. Wash the outside of gloves before removing. As soon as possible, wash thoroughly and change into clean clothing.

#### ENVIRONMENTAL HAZARDS

This product is toxic to aquatic invertebrates. **DO NOT** apply when weather conditions favor drift from treated areas. Drift and runoff may be hazardous to aquatic organisms in neighboring areas. **DO NOT** apply where runoff is likely to occur. **DO NOT** apply directly to water, or to areas where surface water is present or to intertidal areas below the mean high-water mark. **DO NOT** contaminate water when cleaning equipment or disposing of equipment wash water or rinsate.


This product is toxic to bees exposed to treatment and for more than 5 days following treatment. **DO NOT** apply this product to blooming, pollen-shedding, or nectar-producing parts of plants if bees may forage on plants during this time period.

## PROTECTION OF POLLINATORS



**APPLICATION RESTRICTIONS** EXIST FOR THIS PRODUCT BECAUSE OF RISK TO BEES AND OTHER INSECT POLLINATORS. FOLLOW APPLICATION RESTRICTIONS FOUND IN THE DIRECTIONS FOR USE TO PROTECT POLLINATORS.



Look for the bee hazard icon  in the Directions for Use for each application site for specific use restrictions and instructions to protect bees and other insect pollinators.

#### **This product can kill bees and other insect pollinators.**

Bees and other insect pollinators will forage on plants when they flower, shed pollen, or produce nectar.

Bees and other insect pollinators can be exposed to this pesticide from:

- Direct contact during foliar applications, or contact with residues on plant surfaces after foliar applications.
- Ingestion of residues in nectar and pollen when the pesticide is applied as a seed treatment, soil, tree injection, as well as foliar applications.

When Using This Product Take Steps To:

- Minimize exposure of this product to bees and other insect pollinators when they are foraging on pollinator attractive plants around the application site.
- Minimize drift of this product on to beehives or to off-site pollinator attractive habitat. Drift of this product onto beehives or off-site to pollinator attractive habitat can result in bee kills.

Information on protecting bees and other insect pollinators may be found at the Pesticide Environmental Stewardship website at: <https://pesticidestewardship.org/pollinator-protection/>

Pesticide incidents (for example, bee kills) must immediately be reported to the State/Tribal lead agency. For contact information for your State, go to: <http://www.aapco.org>. Pesticide incidents must also be reported to the National Pesticide Information Center at: [www.npic.orst.edu](http://www.npic.orst.edu) or directly to EPA at: [beekill@epa.gov](mailto:beekill@epa.gov)

## DIRECTIONS FOR USE

It is a violation of Federal law to use this product in a manner inconsistent with its labeling.

**READ ENTIRE LABEL. USE STRICTLY IN ACCORDANCE WITH PRECAUTIONARY STATEMENTS AND DIRECTIONS AND WITH APPLICABLE STATE AND FEDERAL REGULATIONS.**

**DO NOT** apply this product in any way that will contact workers or other persons, either directly or through drift. Only protected handlers may be in the area during application. For any requirements specific to your State or Tribe, consult the agency responsible for pesticide regulation.

See individual crops for specific pollinator protection application restrictions. If none exist under the specific crop/use site, for foliar applications, follow these application directions for crops that are for food/feed and commercially grown ornamentals that are attractive to pollinators and non-agricultural uses.



### FOR NON-AGRICULTURAL USES

**DO NOT** apply this product while bees are foraging. **DO NOT** apply this product to plants that are flowering. Only apply after all flower petals have fallen off.

### NON-AGRICULTURAL USE REQUIREMENTS

The requirements in this box apply to uses of this product that are NOT within the scope of the Worker Protection Standards for agricultural pesticides (40 CFR Part 170). The WPS applies when this product is used to produce agricultural plants on farms, forest, nurseries, or greenhouses.

Keep children and pets off treated area until dry.

## USE INFORMATION

**Sharda Clothianidin 50% WDG** is a broad-spectrum insecticide, for control of a wide spectrum of listed insects infesting turfgrass, ornamental plants, interior landscapes and non-bearing fruit and nut trees (in landscapes). **Sharda Clothianidin 50% WDG** provides outstanding residual insect control when applied as directed on the label.

### Restrictions:

- **DO NOT** use a foliar application of clothianidin (**Sharda Clothianidin 50% WDG**) following a soil application of clothianidin.
- Regardless of the application method, **DO NOT** apply more than a total of 0.4 lb. a.i. clothianidin per acre per calendar year.
- If the maximum amount (0.4 lb. a.i. clothianidin per acre per calendar year) has been applied and pest populations require additional applications, use another registered pesticide that is not in the neonicotinoid class of chemistry.
- **DO NOT** apply by air.
- **DO NOT** apply this product, by any application method, to linden, basswood or other *Tilia* species.

### RESISTANCE MANAGEMENT RECOMMENDATIONS

For resistance management, **Sharda Clothianidin 50% WDG** contains a Group 4A insecticide. Any insect population may contain individuals naturally resistant to **Sharda Clothianidin 50% WDG** and other Group 4A insecticides. The resistant individuals may dominate the insect population if this group of insecticides are used repeatedly in the same fields. Appropriate resistance management strategies should be followed.

To delay insecticide resistance, take the following steps:

- Rotate the use of **Sharda Clothianidin 50% WDG** or other Group 4A insecticides within a growing season, or among growing seasons, with different groups that control the same pests.
- Use tank mixtures with insecticides from a different group that are equally effective on the target pest when such use is permitted. **DO NOT** rely on the same mixture repeatedly for the same pest population. Consider any known cross-resistance issues between the individual components of the mixture. In addition, consider the following recommendations provided by the Insecticide Resistance Action Committee:
  - Individual insecticides selected for use in mixtures should be highly effective and be applied at the rates at which they are individually registered for use against the target species.
  - Mixtures with components having the same IRAC mode of action classification are not recommended for insect resistance management.

- When using mixtures, consider any known cross-resistance issues between the individual components for the targeted pest(s).
- Mixtures become less effective if resistance is already developing to one or both active ingredients, but they may still provide pest management benefits.
- The insect resistance management benefits of an insecticide mixture are greatest if the two components have similar periods of residual insecticidal activity. Mixtures of insecticides with unequal periods of residual insecticide activity may offer an insect resistance management benefit only for the period where both insecticides are active.
- Adopt an integrated pest management program for insecticide use that includes scouting, uses historical information related to pesticide use, crop rotation, record keeping, and which considers cultural, biological, and other chemical control practices.
- Monitor after application for unexpected target pest survival. If the level of survival suggests that the presence of resistance, consult with your local university specialist or certified pest control advisor.
- Contact your local extension specialist or certified crop advisors for any additional pesticide resistance-management and/or IPM recommendations for the specific site and pest problems in your area.
- For further information or to report suspected resistance, contact a Sharda USA LLC representative at <https://shardausa.com/>.

#### PLANT TOLERANCE

Neither the manufacturer nor the seller has determined whether or not **Sharda Clothianidin 50% WDG** can be used safely on cultivars of plants registered for use. **Sharda Clothianidin 50% WDG** has been tested on many cultivars with no phytotoxicity observed at label rates. Since all plant species and their varieties and cultivars have not been tested for tolerance, it is advised that a small number of plants be sprayed to make certain that no phytotoxicity occurs. The end user assumes all risks arising from application of **Sharda Clothianidin 50% WDG** in a manner inconsistent with its labeling.

**Sharda Clothianidin 50% WDG** can be tank mixed with other pesticides. However, all plant species and their varieties and cultivars have not been tested with possible tank mix combinations, sequential pesticide treatments and adjuvants and surfactants. Conduct a spray mix compatibility and phytotoxicity trial under local conditions to ensure compatibility before any large-scale use.

It is the pesticide user's responsibility to ensure that all products are registered for the intended use. Read and follow the applicable restrictions and limitations and directions for use on all product labels involved in tank mixing. Users must follow the most restrictive directions for use and precautionary statements of each product in the tank mixture.

#### SPRAY DRIFT MANAGEMENT

**DO NOT** allow this product to drift onto neighboring crops or non-crop areas or use in a manner or at a time other than in accordance with label directions because animal, plant or crop injury, illegal residues or other undesirable results may occur.

Avoiding spray drift at the application site is the responsibility of the applicator. The interaction of many equipment and weather-related factors determine the potential for spray drift. The applicator is responsible for considering all these factors when making decisions. Where states have more stringent regulations, they must be observed.

#### APPLICATION PROCEDURES

##### Foliar Application

Select spray nozzles which will provide accurate and uniform spray deposition. Use spray nozzles which provide medium sized droplets and reduce drift. To help ensure accuracy, calibrate sprayer before each use. For information on spray equipment and calibration, consult nozzle manufacturers and/or State and County Extension Service.

Apply **Sharda Clothianidin 50% WDG** using sufficient water volume to provide thorough and uniform coverage. In situations where a dense canopy exists and/or pest pressure is high, use greater water volumes. The use of a spray adjuvant may improve spray coverage. **DO NOT** make applications under conditions where uniform coverage cannot be obtained or where excessive spray drift may occur.

#### MIXING INSTRUCTIONS

1. Begin with clean equipment.
2. Add sufficient clean water to the spray tank for half of the mix load.
3. Start tank agitation.
4. Add and properly suspend the necessary amount of **Sharda Clothianidin 50% WDG** according to established tank mix instructions. Agitate to ensure thorough mixing while adding the remaining required water. A high-quality wetting agent or other spray adjuvant, approved for use on your crop, may be added to spray solutions according to the manufacturer's use instructions. Be sure to suspend and dilute **Sharda Clothianidin 50% WDG** insecticide properly prior to the addition of any adjuvant. Consult adjuvant label or manufacturer for crop tolerance and safety information when used with this product.
5. Maintain agitation during mixing and application.
6. Make application with properly calibrated spray equipment.

#### ORNAMENTALS IN COMMERCIAL AND RESIDENTIAL OUTDOOR LANDSCAPE AND INTERIOR PLANTSCAPES WHERE PLANTS ARE GROWN FOR AESTHETIC AND CLIMATE MODIFICATION PURPOSES

Use **Sharda Clothianidin 50% WDG** on ornamentals for insect control in commercial and residential landscapes and interior plantscapes. To assure optimum effectiveness, good spray coverage of the target plant is essential. Treatment can be made by foliar




application or soil applications including soil injection, drenches, and broadcast sprays. For optimum control, make applications before anticipated pest infestation.

Make application of **Sharda Clothianidin 50% WDG** when threshold populations are observed. **DO NOT** wait until population beyond threshold has been established. Make application of **Sharda Clothianidin 50% WDG** in sufficient water to ensure uniform and thorough coverage of foliage. Thorough coverage is required for optimum control. To achieve adequate coverage, use proper spray pressures, nozzles, nozzle spacing and water volume per acre.

Choose lower rate for light infestations and/or smaller plants and higher rate within the listed rate range for heavy infestations and/or larger plants.

#### Restrictions:

- Regardless of the application method, **DO NOT** apply more than 0.4 lb. a.i. clothianidin per acre per calendar year.
- Basal bark trunk or drench or broadcast applications will provide control of insects feeding on the plants, however, control will not be achieved until the product has been taken up by the plant vascular system and translocated to the area where the insects are feeding.
- If making broadcast applications, water in with enough irrigation or rainfall to move the product into the zone where insects are active.
- For drench applications, use enough water to move the product into the zone where the insects are active.

| FOLIAR APPLICATION ON ORNAMENTALS IN OUTDOOR LANDSCAPES  |                         |  |   |
|--|-------------------------|--|---|
| Plants   | Pests                   | Sharda Clothianidin 50% WDG Application Rates (per 100 Gals. Of Water) | Instructions/Restrictions   |
| Bedding Plants<br>Evergreens<br>Flowering Plants<br>Foliage Plants<br>Ground Covers<br>Non-Bearing Fruit Trees<br>Non-Bearing Nut Trees<br>Non-Bearing Vines<br>Ornamental Trees<br>Shrubs | Aphids                  | 0.63 – 1.26 oz.<br>(0.020 – 0.039 lb. a.i.)                            | Uniformly apply the spray solution to the point of drip. Reapply as needed. The amount of spray solution needed per acre will depend on the ornamental size and the density of the leaf canopy.<br><br><b>Restriction:</b> <ul style="list-style-type: none"> <li>• Regardless of the application method, <b>DO NOT</b> apply more than 0.4 lb. a.i. clothianidin per acre per calendar year.</li> <li>• See Pollinator Restrictions</li> <li>•</li> </ul>  |
|  | Mealybugs<br>Whiteflies | 0.9 – 1.26 oz.<br>(0.028 – 0.039 lb. a.i.)                             |   |
| FOLIAR APPLICATION ON ORNAMENTALS IN INTERIOR PLANTSCAPES  |                         |  |   |
| Bedding Plants<br>Evergreens<br>Flowering Plants<br>Foliage Plants<br>Ground Covers<br>Non-Bearing Fruit Trees<br>Non-Bearing Nut Trees<br>Non-Bearing Vines<br>Ornamental Trees<br>Shrubs | Aphids                  | 0.63 – 1.26 oz.<br>(0.02 – 0.039 lb. a.i.)                             | Uniformly apply the spray solution to the point of drip. Reapply as needed. The amount of spray solution needed per acre will depend on the ornamental size and the density of the leaf canopy.<br><br><b>Restriction:</b> <ul style="list-style-type: none"> <li>• Regardless of the application method, <b>DO NOT</b> apply more than 0.4 lb. a.i. clothianidin per acre per calendar year.</li> </ul>  |
|  | Mealybugs<br>Whiteflies | 0.9 – 1.26 oz.<br>(0.028 – 0.039 lb.ai)                                |   |

| SOIL APPLICATIONS TO ORNAMENTALS IN OUTDOOR LANDSCAPES AND INTERIOR PLANTSCAPES   |                                     |  |   |
|---|-------------------------------------|--|---|
| For systemic insect control on ornamental plants grown in-ground and outdoor landscapes (commercial, industrial, recreational, and residential).  |                                     |  |   |
| Plants  | Pests                               | Sharda Clothianidin 50% WDG Application Rates  | Directions  |
| <b>Ornamental Plants including:</b><br>Bedding Plants<br>Evergreens<br>Flowering Plants<br>Foliage Plants<br>Ground Covers<br>Non-Bearing Fruit Trees<br>Non-Bearing Nut Trees<br>Non-Bearing Vines<br>Ornamental Trees<br>Shrubs | Aphids                              | <b>Shrubs</b><br>1.2 – 2.4 grams<br>(0.001 – 0.003 lb. a.i.)<br>per foot of height<br><br>0.08 – 0.17 oz. per gal. of water              | <b>Soil Drench:</b> Mix required dose in water and uniformly apply to soil around base of shrub or tree. Pull back mulch prior to drenching. For optimal performance, apply 2 qts. Of dilute solution per foot of height. Apply 0.5 inch of irrigation immediately after application to move product into root zone. Keep soil moist for at least 7 days. |
|   | Adelgids (including Hemlock Woolly) |  |   |
| Flatheaded Borers (excluding Emerald Ash Borer)   | Lacebugs                            | 11.2 – 22.8 grams<br>(0.012 – 0.025 lb. a.i.) per 10 cumulative feet of height<br>Or<br>0.39 – 0.80 oz. per 10 cumulative feet of height | <b>Soil Injection:</b> Mix required dose in water and make at least 4 injections per shrub. For optimal performance, inject 2 qts. Of dilute solution per foot of height. Keep soil moist for at least 7 days.  |
|   | Leaf Beetles                        |  |   |
| Leafhoppers   | Mealybugs                           |  |   |
| Mealybugs   | Psyllids                            |  |   |
| Roundheaded Borers (excluding Asian Longhorned Beetle)  | Scales (Armored and Soft)           |  |   |
| Whiteflies  |                                     |  |   |

|  |   |   |   |
|--|---|---|---|
|  | <p>White Grubs (including Asiatic Garden Beetle, European Chafer, Green June Beetle, Japanese Beetle, Northern Masked Chafer, Oriental Beetle, and Southern Masked Chafer)</p>  | <p><b>Multi-Trunk Trees</b><br/>1.2 - 4.8 grams per cumulative inch of trunk diameter at breast height (DBH)</p> <p>11.2 - 48 grams per 10 cumulative inches of trunk diameter at breast height (DBH)</p> <p>0.38 - 1.6 oz. per 10 cumulative feet of trunk diameter at breast height</p> <p><b>Single-Trunk Trees</b><br/>1.2 - 4.8 grams per inch of trunk diameter at breast height (DBH)</p> <p>11.2 - 48 grams per 10 inches of trunk diameter at breast height (DBH)</p> <p>(0.38 - 1.6 oz. per 10 inches of trunk diameter at breast height (DBH))</p> | <p><b>Soil Drench:</b> Mix required dose in water and uniformly apply to soil around base of tree, directed at the root zone. Pull back plastic or mulch prior to drenching. For optimal performance, apply at least 2 qts. of dilute solution per inch of trunk diameter. If lower drench volume is used, apply 0.5 inch of irrigation immediately after application to move product into root zone. Keep soil moist for at least 7 days.</p> <p><b>Soil Injection:</b> Mix required dose in water and make at least 4 injections per tree with a low-pressure applicator. Use same amount of solution per hole. Injections can be made using the following methods:</p> <ul style="list-style-type: none"> <li>• <b>Grid System</b> - Space injections on a 2.5 ft. center extending to drip line.</li> <li>• <b>Circle System</b> - Make injections in concentric circles extending inward from drip line.</li> <li>• <b>Basal System</b> - Space injections evenly around trunk no more than 12 inches out from the base. Keep soil moist for at least 7 days after application.</li> </ul> |
| <p><b>Ornamental Plants including:</b><br/>Bedding Plants<br/>Evergreens<br/>Flowering Plants<br/>Foliage Plants<br/>Ground Covers<br/>Non-Bearing Fruit Trees<br/>Non-Bearing Nut Trees<br/>Non-Bearing Vines<br/>Ornamental Trees<br/>Shrubs</p> | <p>Aphids<br/>Lacebugs<br/>Leaf Beetles<br/>Leafhoppers<br/>Mealybugs<br/>Psyllids<br/>Scales (Armored and Soft)<br/>Whiteflies<br/>White Grubs (including Asiatic Garden Beetle, European Chafer, Green June Beetle, Japanese Beetle, Northern Masked Chafer, Oriental Beetle, and Southern Masked Chafer)</p> | <p><b>Broadcast Rates for Plants Grown in Beds:</b><br/>4.3 - 8.3 grams (1½ to 3 teaspoon) per 1,000 sq. ft. (6.4 - 12.8 oz./A) (0.2 - 0.4 lb. a.i./A)</p>  | <p>Mix required dose in water and then make application in such a manner to maximize spray application with soil. Overhead irrigation immediately after application is advised to move product off of plant foliage and to the soil surface.</p> <p>For established bedding plants, flowering plants and ground cover apply before bloom or after flowering is complete and all petals have fallen off.</p>   |

**Sharda Clothianidin 50% WDG** is a systemic insecticide and must move to the area of the plant where the target pest is feeding. Control of pests may be delayed following an application for 1 or more weeks as **Sharda Clothianidin 50% WDG** moves to the feeding site. Factors including plant size, soil type, and water demands will impact the time between application and obvious insect control.

**Restriction:**

- Regardless of the application method, **DO NOT** apply more than 0.4 lb. a.i. clothianidin per acre per calendar year.
- **DO NOT** reuse measuring utensils for food use.

**Note: Sharda Clothianidin 50% WDG** may be tank mixed or co-applied with other compatible insecticides. Please confirm product compatibility using the water volumes planned with a jar test before mixing up a large amount of material.

| <p align="center"><b>BASAL BARK TRUNK APPLICATION TO TREES</b></p>  |   |   |
|---|---|---|
| <p align="center">For systemic insect control in ornamental trees, interior plantscapes and outdoor landscapes (commercial, industrial, recreational, and residential); when applied as a basal bark trunk application. Basal bark trunk application is defined as an application to the bottom 4 feet of a tree.</p> |   |   |
| <p align="center"><b>Plants</b></p>   | <p align="center"><b>Pests</b></p>  | <p align="center"><b>Sharda Clothianidin 50% WDG Application Rates</b></p>  |
| <p><b>Ornamental Trees:</b><br/>Non-Bearing Fruit Trees<br/>Non-Bearing Nut Trees<br/>Ornamental Trees</p>  | <p>Aphids<br/>Adelgids (including Hemlock Woolly)<br/>Flatheaded Borers (excluding Emerald Ash Borer)<br/>Lacebugs<br/>Leaf Beetles<br/>Leafhoppers<br/>Mealybugs</p> | <p>Apply 0.75 - 2.2 grams (0.001 - 0.002 lb. a.i.) per inch of tree diameter.</p> <p>Required concentration is 1.2 - 4.8 oz. per gallon which will treat between 60 - 80 inches (depending on bark texture and thickness) of trunk diameter at breast</p> |

|  |   |  |
|--|---|--|
|  | Mountain Pine Beetle (preflight treatment only)<br>Psyllids<br>Roundheaded Borers (excluding Asian Longhorned Beetle)<br>Scales<br>Whiteflies | height.<br><br>Make application to trunk from soil level to 48 inches up the tree, to the point of runoff. |
| <p><b>Application Instructions:</b><br/>1 level teaspoon contains 3 grams and 1 cup (8 fl. oz.) contains 5 oz. of <b>Sharda Clothianidin 50% WDG</b>.</p> <p><b>Sharda Clothianidin 50% WDG</b> is a systemic insecticide and must move to the area of the plant where the target pest is feeding. Control of pests may be delayed following an application for 1 or more weeks as <b>Sharda Clothianidin 50% WDG</b> moves to the feeding site. Factors including plant size, soil type, and water demands will impact the time between application and obvious insect control.</p> <p>When applied on the trunk, <b>Sharda Clothianidin 50% WDG</b> is absorbed through the bark and into the vascular system, and then transported throughout the tree. Speed of control will be dependent on tree size, tree health, environmental conditions and how actively pests are feeding. In actively transpiring trees, control may be evident in as little as 3 - 4 weeks after application.</p> <p>Make application to bark on trunk and buttress roots from soil surface to 4 - 5 ft. above the soil surface.</p> <p>Adjust nozzle to uniformly distribute solution over the entire circumference of the tree trunk and buttress roots. Wet bark to just to the point of saturation and run off onto soil.</p> <p>Make application with a low volume applicator operated at 10 - 20 PSI to avoid tree damage, bounce back and off tree movement.</p> <p>For optimal control, apply to actively growing tree, and time application so that <b>Sharda Clothianidin 50% WDG</b> has had time to move to insect feeding sites of the target species.</p> <p>Bark penetration and insect control may be improved by mixing <b>Sharda Clothianidin 50% WDG</b> with an organo-silicone surfactant.</p> <p><b>For Mountain Pine Beetle Control:</b> Apply at least 3 weeks prior to expected peak flight.</p> <p><b>Sharda Clothianidin 50% WDG</b> may be tank mixed or co-applied with other compatible insecticides. Please confirm product compatibility using the water volumes planned with a jar test before mixing up a large amount of material.</p> <p><b>Restrictions:</b></p> <ul style="list-style-type: none"> <li>• Regardless of the application method, <b>DO NOT</b> apply more than 0.4 lb. a.i. clothianidin per acre per calendar year.</li> <li>• <b>DO NOT</b> make application to wet bark, during rainfall or if rain is expected within 4 hours.</li> <li>• <b>DO NOT</b> reuse measuring utensils for food use.</li> </ul> |   |  |

**RESIDENTIAL APPLE AND PEAR TREES**  
**(Not for use in commercial production sites)**  
**Post Bloom Application Only**

**Post-Bloom Application Only**

Apply **Sharda Clothianidin 50% WDG** when threshold populations are observed. **DO NOT** wait until a population beyond threshold has been established. Make application of **Sharda Clothianidin 50% WDG** in sufficient water to ensure uniform and thorough coverage of foliage. Thorough coverage is required for optimum control. To achieve optimum coverage, use proper spray pressures, nozzles, nozzle spacing and water volume per acre.

**Foliar Post-Bloom Application Rates for Use on Residential Bearing Apple and Pear Trees**

| Use Sites   | Pests  | Sharda Clothianidin 50% WDG Application Rates  |
|---|--|--|
| <b>Residential Bearing:</b><br>Apple<br>Crabapple<br>Pear | Aphids<br>Leafhoppers<br>Apple Maggot<br>Leafminers<br>Plum Curculios<br>Codling Moths<br>Leafrollers (Suppression)<br>Oriental Fruit Moth<br>Soft Scales<br>Pear Psylla | 2 - 3 oz. per 100 gals. of spray solution<br>or<br>4 - 6 oz./A<br>(0.125 - 0.187 lb. a.i./A)<br><br>Rates per 100 gals. assume a spray rate of 200 gals. per acre. Adjust <b>Sharda Clothianidin 50% WDG</b> rate per 100 gals. so as not to exceed 6 oz. <b>Sharda Clothianidin 50% WDG</b> per acre. |

**Application Instructions:**

Make application of **Sharda Clothianidin 50% WDG** when threshold populations are observed. **DO NOT** wait until large insect populations have been established.

The amount of **Sharda Clothianidin 50% WDG** required per acre will depend on tree size and pest pressure. Choose lower rate for light infestation and/or small trees, and the higher rate within the listed rate range for heavy infestations and/or larger trees.

Make application by ground in 200 gals. per acre as a full coverage spray.

**Restrictions:**

- Regardless of the application method, **DO NOT** apply more than 0.4 lb. a.i. clothianidin per acre per calendar year.
- **DO NOT** make applications less than 10 days apart.
- **DO NOT** make applications within 7 days of harvest.
- **DO NOT** feed or allow livestock to graze on cover crops from treated orchards.
- Make application of **Sharda Clothianidin 50% WDG** post-bloom only when bees are not foraging.

**NON-BEARING FRUIT AND NUT TREES**  
(In landscapes which are not intended for use in commercial production)  
**Post Bloom Application Only**

**Post-Bloom Applications**

Make application of **Sharda Clothianidin 50% WDG** when threshold populations are observed. **DO NOT** wait until population beyond threshold has been established. Make application of **Sharda Clothianidin 50% WDG** in sufficient water to ensure uniform and thorough coverage of foliage. Thorough coverage is required for optimum control. To achieve optimum coverage, use proper spray pressures, nozzles, nozzle spacing and water volume per acre.

**APPLICATION RATES (POST-BLOOM APPLICATIONS) ON NON-BEARING FRUIT AND NUT TREES**

| Pests                                    | Sharda Clothianidin 50% WDG Application Rates |
|--|---|
| Aphids                                   | 2 – 3 oz. per 100 gals. Of spray solution     |
| Apple Maggots                            | or  |
| Codling Moths                            | 4 – 6 oz./A                                   |
| Leafhoppers                              | (0.125 – 0.187 lb. a.i./A)                    |
| Plum Curculios                           |   |
| Oblique-banded Leafrollers (Suppression) |   |
| Oriental Fruit Moths                     |   |
| Spotted Tentiform Leafminers             |   |
| Western Tentiform Leafminers             |   |

**Application Instructions:**

Non-bearing fruit, including apples and pears, and nut trees in landscapes are only for ornamental use. **FRUITS FROM THESE TREES ARE NOT TO BE USED AS FOOD AT ANY TIME.**

The amount of **Sharda Clothianidin 50% WDG** per acre will depend on tree size, pest pressure and the volume of foliage present. The rate of water carrier per acre is based on a standard of 400 gals. Of dilute spray per acre for large trees.

**For Control of Codling Moth and Oriental Fruit Moth:** apply **Sharda Clothianidin 50% WDG** in a program of rotational sprays with other labeled insecticides. When using the 3 oz. rate of **Sharda Clothianidin 50% WDG** to control codling moth and/or oriental fruit moth, **DO NOT** apply treatments less than a 14-day interval.

Make application of **Sharda Clothianidin 50% WDG** in a full coverage spray in 200 gals. Per acre to the point of drip. The spray volume will depend on tree size and density of the canopy.

A single application may result in suppression only.

**RESTRICTIONS:**

- Regardless of the application method, **DO NOT** apply more than 0.4 lb. a.i. clothianidin per acre per calendar year.
- **DO NOT** make applications less than 10 days apart.
- **DO NOT** harvest or consume fruits or nuts from trees.
- Make application of **Sharda Clothianidin 50% WDG** post-bloom only when bees are not foraging.

**TURFGRASS**

Use **Sharda Clothianidin 50% WDG** as directed on grass grown in industrial, commercial areas, and residential landscapes including, airports, athletic fields, cemeteries, golf courses, home lawns, parks, and playgrounds.

**Sharda Clothianidin 50% WDG** has sufficient residual activity to provide high levels of control when applications are made preceding or during the egg laying activity of the target pests. The need for an application can be based on historical monitoring of the site, previous records or experiences, current season adult trapping or other methods. Follow application with sufficient irrigation or rainfall to move the active ingredient through the thatch.

Make application of **Sharda Clothianidin 50% WDG** to turf at 6.4 - 12.8 oz. per acre. The rate is dependent on the target pest(s), their stage of development and the desired length of control. Multiple applications can be made but **DO NOT** exceed the maximum amount per year (12.8 oz. per acre). Consult your local State Agricultural Experiment Station, State Extension Turf Specialists, or other turf experts for specific information concerning the timing of application(s). When targeting multiple pests, make application to earliest egg lay or adult flight. The high end of the rate range may be needed if extended control of secondary pests are desired.

Make application of **Sharda Clothianidin 50% WDG** in sufficient water volume (1 - 5 gals. per 1,000 sq. ft.) to provide optimal distribution in the treated area. The use of properly calibrated equipment normally used for the application of turfgrass insecticides

is required. Use equipment that will produce a uniform, coarse droplet spray, using a low pressure setting to eliminate off target drift. Check calibration periodically to ensure that equipment is working properly.

| Application on Turfgrass   |  |   |
|--|--|---|
| Pests  | Sharda Clothianidin 50% WDG Application Rates  | Timing Instructions   |
| Annual Bluegrass Weevils (Larval Stages)<br>Billbugs<br>Black Turfgrass Ataenius<br><i>Phyllophaga</i> spp. (May or June Beetles)<br>Spittle Bugs<br>White Grubs (Asiatic Garden Beetle, European Chafer, Green June Beetle, Japanese Beetle, Northern Masked Chafer, Oriental Beetle, and Southern Masked Chafer)   | 6.4 - 12.8 oz./A<br>(0.2 - 0.4 lb. a.i./A)<br><br>0.14 - 0.29 oz./1,000 sq. ft.<br>4 - 8.3 grams per 1,000 sq. ft. | <b>Preventative Applications:</b> Make applications through peak egg hatch of target species. Use the upper end of the rate range if application is made 60 days or more before peak adult flight and/or egg lay.<br><br><b>Post-Egg Hatch Application:</b> After egg hatch of the target species has occurred or there is obvious turf damage from the current generation use the upper end of the rate range. |
| Armyworms<br>Chinch Bugs (including Hairy and Southern)<br>Crane Fly (including American and European)<br>Cutworms<br>Nuisance Ants (excluding Fire, Harvester, Carpenter, Pharaoh)<br>Sod Webworms  | 9.6 - 12.8 oz./A<br>(0.3 - 0.4 lb. a.i./A)<br><br>0.22 - 0.29 oz./1,000 sq. ft.<br>6.2 - 8.3 grams/1,000 sq. ft.   | <b>Cranefly:</b> Make application in the spring, when larvae are mature but before pupation or in the fall before egg hatch.<br><br><b>Other Pests:</b> Make application when pest first appears.   |
| Mole Crickets (Suppression)  | 12.8 oz./A<br>(0.4 lb. a.i./A)<br><br>0.29 oz./1,000 sq. ft.<br>8.3 grams/1,000 sq. ft.                            | Time application to peak egg lay or early instars. Suppression can either mean control that is not commercially acceptable or inconsistent, ranging from poor to good.  |
| 1 level teaspoon contains 3 grams and 1 cup (8 fl. oz.) contains 5 oz. of <b>Sharda Clothianidin 50% WDG</b> .   |  |   |
| <b>Restrictions:</b>   |  |   |
| <ul style="list-style-type: none"> <li>Regardless of the application method, <b>DO NOT</b> apply more than 0.4 lb. a.i. clothianidin per acre per calendar year.</li> <li><b>DO NOT</b> allow this product to contact plants in bloom if bees are foraging the turf area.</li> <li><b>DO NOT</b> allow children and pets to enter treatment area until sprays have dried.</li> <li><b>DO NOT</b> reuse measuring utensils for food use.</li> </ul> |  |   |

| Reduced Rate Application for Summer White Grub Control in Turf  |   |   |
|---|---|---|
| Pests   | Sharda Clothianidin 50% WDG Application Rates   | Timing Instructions   |
| White Grubs (European Chafer, Japanese Beetle, and Northern Masked Chafer)  | 4.5 oz./A (0.14 lb. a.i./A)<br><br>0.1 oz./1,000 sq. ft.<br>2.8 grams per 1,000 sq. ft. | Make application between June 1 <sup>st</sup> and July 15 <sup>th</sup> . Make application before egg hatch of listed white grub species. |
| 1 level teaspoon contains 3 grams and 1 cup (8 fl. oz.) contains 5 oz. of <b>Sharda Clothianidin 50% WDG</b> .  |   |   |
| <b>Restriction:</b>   |   |   |
| <ul style="list-style-type: none"> <li>Regardless of the application method, <b>DO NOT</b> apply more than 0.4 lb. a.i. clothianidin per acre per calendar year.</li> <li><b>DO NOT</b> reuse measuring utensils for food use.</li> </ul> |   |   |

## STORAGE AND DISPOSAL

**DO NOT** contaminate water, food or feed by storage or disposal.

**PESTICIDE STORAGE:** Store in a dry place away from excessive heat. **DO NOT** store near food or feed. Store in original container only. To close package, replace and tighten cap to form an airtight seal.

**PESTICIDE DISPOSAL:** To avoid waste, use all material in this container by application according to label directions. If waste cannot be avoided, offer remaining product to a waste facility or pesticide disposal program (often such programs are run by State or local governments or by industry).

### CONTAINER HANDLING:

**[Nonrefillable HDPE Container (Capacity Equal to or Less Than 50 Pounds):]** Nonrefillable container. **DO NOT** reuse or refill this container. Triple rinse container (or equivalent) promptly after emptying. Triple rinse as follows: Empty the remaining contents into application equipment or a mix tank. Fill the container ¼ full with water and recap. Shake for 10 seconds. Pour rinsate into application equipment or a mix tank or store rinsate for later use or disposal. Drain for 10 seconds after the flow begins to drip. Repeat this procedure two more times. Then, for Plastic Containers, offer for recycling if available or puncture and dispose of in a



sanitary landfill, or by incineration. For Metal Containers, offer for recycling if available or reconditioning if appropriate, or puncture and dispose of in a sanitary landfill, or by other procedures approved by State and local authorities.]

**[[Nonrefillable HDPE Container (Capacity Greater Than 50 Pounds):]** Nonrefillable container. **DO NOT** reuse or refill this container. Triple rinse container (or equivalent) promptly after emptying. Triple rinse as follows: Empty the remaining contents into application equipment or a mix tank. Fill the container  $\frac{1}{4}$  full with water. Replace and tighten closures. Tip container on its side and roll it back and forth, ensuring at least one complete revolution, for 30 seconds. Stand the container on its end and tip it back and forth several times. Turn the container over onto its other end and tip it back and forth several times. Empty the rinsate into application equipment or a mix tank or store rinsate for later use or disposal. Repeat this procedure two more times. Then, for Plastic Containers, offer for recycling if available or puncture and dispose of in a sanitary landfill, or by incineration. For Metal Containers, offer for recycling if available or reconditioning if appropriate, or puncture and dispose of in a sanitary landfill, or by other procedures approved by State and local authorities.]

**[[Nonrefillable HDPE, e.g., Intermediate Bulk Containers [IBC] (Size or Shape Too Large to be Tipped, Rolled or Turned Upside Down):]** Nonrefillable container. **DO NOT** reuse or refill this container. Clean container promptly after emptying the contents from this container into application equipment or mix tank and before final disposal using the following pressure rinsing procedure. Insert a lance fitted with a suitable tank cleaning nozzle into the container and ensure that the water spray thoroughly covers the top, bottom, and all sides inside the container. The nozzle manufacturer generally provides instructions for the appropriate spray pressure, spray duration and/or spray volume. If the manufacturer's instructions are not available, pressure rinse the container for at least 60 seconds using a minimum pressure of 30 PSI with a minimum rinse volume of 10% of the container volume. Drain, pour or pump rinsate into application equipment or rinsate collection system. Repeat this pressure rinsing procedure two more times. Then, for Plastic Containers, offer for recycling if available or puncture and dispose of in a sanitary landfill, or by incineration. For Metal Containers, offer for recycling if available or reconditioning if appropriate, or puncture and dispose of in a sanitary landfill, or by other procedures approved by State and local authorities.]

**[[All Other Refillable HDPE Containers:]** Refillable container. Refilling Container: Refill this container with this pesticide only. **DO NOT** reuse this container for any other purpose. Cleaning before refilling is the responsibility of the refiller. Prior to refilling, inspect carefully for damage including cracks, punctures, abrasions, worn out threads and closure devices. If damage is found, **DO NOT** use the container, contact CHEMTREC at the number below for instructions. Check for leaks after refilling and before transporting. If leaks are found, **DO NOT** reuse or transport container, contact CHEMTREC at the number below for instructions. Disposing of Container: **DO NOT** reuse this container for any other purpose other than refilling (see preceding). Cleaning the container before final disposal is the responsibility of the person disposing of the container. To clean the container before final disposal, use the following pressure rinsing procedure. Insert a lance fitted with a suitable tank cleaning nozzle into the container and ensure that the water spray thoroughly covers the top, bottom, and all sides inside the container. The nozzle manufacturer generally provides instructions for the appropriate spray pressure, spray duration and/or spray volume. If the manufacturer's instructions are not available, pressure rinse the container for at least 60 seconds using a minimum pressure of 30 PSI with a minimum rinse volume of 10% of the container volume. Drain, pour or pump rinsate into application equipment or rinsate collection system. Repeat this pressure rinsing procedure two more times. Then, for Plastic Containers, offer for recycling if available or puncture and dispose of in a sanitary landfill, or by incineration. For Metal Containers, offer for recycling if available or reconditioning if appropriate, or puncture and dispose of in a sanitary landfill, or by other procedures approved by State and local authorities.]

#### CONDITIONS OF SALE AND LIMITATION OF WARRANTY AND LIABILITY

**NOTICE:** Read the entire Directions for Use and Conditions of Sale and Limitation of Warranty and Liability before buying or using this product. If the terms are not acceptable, return the product at once, unopened, and the purchase price will be refunded.

The Directions for Use of this product must be followed carefully. It is impossible to eliminate all risks inherently associated with the use of this product. Ineffectiveness or other unintended consequences may result because of such factors as manner of use or application, weather, presence of other materials or other influencing factors in the use of the product, which are beyond the control of Sharda USA LLC or Seller. To the extent consistent with applicable law, all such risks shall be assumed by Buyer and User, and Buyer and User agree to hold Sharda USA LLC and Seller harmless for any claims relating to such factors.

Sharda USA LLC warrants that this product conforms to the chemical description on the label and is reasonably fit for the purposes stated in the Directions for Use, subject to the inherent risks referred to above, when used in accordance with directions under normal use conditions. This warranty does not extend to the use of this product contrary to label instructions, or under conditions not reasonably foreseeable to or beyond the control of Seller or Sharda USA LLC and Buyer and User assume the risk of any such use. To the extent consistent with applicable law, SHARDA USA LLC MAKES NO WARRANTIES OF MERCHANTABILITY OR OF FITNESS FOR A PARTICULAR PURPOSE NOR ANY OTHER EXPRESS OR IMPLIED WARRANTY EXCEPT AS STATED ABOVE.


To the extent consistent with applicable law, neither Sharda USA LLC nor Seller shall be liable for any incidental, consequential or special damages resulting from the use or handling of this product. **TO THE EXTENT CONSISTENT WITH APPLICABLE LAW, THE EXCLUSIVE REMEDY OF THE USER OR BUYER, AND THE EXCLUSIVE LIABILITY OF SHARDA USA LLC AND SELLER FOR ANY AND ALL CLAIMS, LOSSES, INJURIES OR DAMAGES (INCLUDING CLAIMS BASED ON BREACH OF WARRANTY, CONTRACT, NEGLIGENCE, TORT, STRICT LIABILITY OR OTHERWISE) RESULTING FROM THE USE OR HANDLING OF THIS PRODUCT, SHALL BE THE RETURN OF THE PURCHASE PRICE OF THE PRODUCT OR, AT THE ELECTION OF SHARDA USA LLC OR SELLER, THE REPLACEMENT OF THE PRODUCT.**

Sharda USA LLC and Seller offer this product, and Buyer and User accept it, subject to the foregoing Conditions of Sale and Limitation of Warranty and Liability, which may not be modified except by written agreement signed by a duly authorized representative of Sharda USA LLC.

[All trademarks are the property of their respective owners.]

[OPTIONAL MARKETING LANGUAGE]



|   |   |
|---|---|
| 1 | [shardausa.com]<br><br>[ ] |
| 2 | [Handle with Care]  |
| 3 | [This side Up]  |