



OFFICE OF CHEMICAL SAFETY AND POLLUTION PREVENTION

WASHINGTON, D.C. 20460

October 3, 2025

Sharda USA LLC
c/o Freddy Shelley
Agent
Wagner Regulatory Associates, Inc.
P.O. Box 640
Hockessin, DE 19707

Subject: Approval of Label Amendment; Only Indicated Changes Reviewed – Correcting First Aid and environmental hazards language, and revision of text in crop tables

Product Name: Sharda Zeta-cypermethrin 17.1% EC
EPA Registration Number: 83529-236
Application Date: 07/30/2025
Case Number: 665990

Dear Freddy Shelley:

The amended label referred to above, submitted in connection with registration under the Federal Insecticide, Fungicide, and Rodenticide Act (FIFRA), as amended, is acceptable. However, EPA reviewed only the label changes highlighted, marked, or otherwise indicated on the submitted label. Any other changes to the previously approved label that were not clearly highlighted, marked, or otherwise indicated in your submission were not reviewed and may form the basis of regulatory and/or enforcement action if later discovered by the Agency. Further, submission of a label amendment application with unidentified changes may be considered a knowing submission of false information to the Agency. This approval does not affect any conditions that were previously imposed on this registration. You continue to be subject to existing conditions on your registration and any deadlines connected with them.

The label submitted with the application has been stamped "Accepted Only Indicated Revisions Reviewed" and is enclosed for your records.

This labeling supersedes all previously accepted labeling. You must submit one copy of the final printed labeling before you release the product for shipment with the new labeling. In accordance with 40 C.F.R. § 152.130(c), you may distribute or sell this product under the previously approved labeling for 18 months from the date of this letter. After 18 months, you may only distribute or sell this product if it

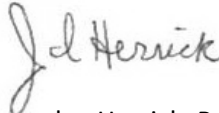
bears this new revised labeling or subsequently approved labeling. "To distribute or sell" is defined under FIFRA section 2(gg) and its implementing regulation at 40 C.F.R. § 152.3.

Should you wish to add/retain a reference to the company's website on your label, then please be aware that the website becomes labeling under FIFRA and is subject to review by the Agency. If the website contains any false or misleading statement, design, or graphic, the product may be misbranded and unlawful to sell or distribute under FIFRA Sections 2(q)(1)(A) and 12(a)(1)(E). 40 C.F.R. § 156.10(a)(5) lists examples of statements EPA may consider false or misleading. In addition, regardless of whether a website is referenced on the product label, claims made as part of the product's sale or distribution may not substantially differ from those claims approved through the registration process under FIFRA Section 12(a)(1)(B). Therefore, should the Agency find or if it is brought to our attention that a website contains false or misleading statements or claims substantially differing from the EPA approved registration, the product will be referred to the EPA's Office of Enforcement and Compliance Assurance.

Your release for shipment of the product constitutes acceptance of these conditions. If these conditions are not complied with, the registration will be subject to cancellation in accordance with FIFRA section 6.

If you have any questions, please contact Laura Rademacher at Rademacher.Laura@epa.gov.

Sincerely,

A handwritten signature in dark ink, appearing to read "J. Herrick". The signature is fluid and cursive, with the first letter of the last name being a large, stylized "H".

Jacquelyn Herrick, Product Manager 03
Invertebrate & Vertebrate Branch 1
Registration Division (7505T)
Office of Pesticide Programs

[MASTER LABEL]

RESTRICTED USE PESTICIDE**Due to toxicity to fish and aquatic organisms and acute oral toxicity.**

For retail sale to and use only by certified applicators, or persons under their direct supervision and only for those uses covered by the certified applicator's certification.

ZETA-CYPERMETHRIN GROUP 3A INSECTICIDE

Sharda Zeta-Cypermethrin 17.1% EC

ABN: Pony

ACTIVE INGREDIENT:

Zeta-cypermethrin*: S-Cyano (3-phenoxy-phenyl)methyl (+) cis/trans 3-(2,2-dichloroethenyl)-2,2

dimethylcyclopropane carboxylate 17.1%

OTHER INGREDIENTS: 82.9%**TOTAL:** 100.0%

Contains 1.5 pounds active ingredient per gallon.

WT. BY %**KEEP OUT OF REACH OF CHILDREN****WARNING/AVISO**

Si usted no entiende la etiqueta, busque a alguien para que se la explique a usted en detalle.

(If you **DO NOT** understand this label, find someone to explain it to you in detail.)**FIRST AID****IF SWALLOWED:**

- Immediately call a poison control center or doctor.
- **DO NOT** induce vomiting unless told to do so by a poison control center or doctor.
- **DO NOT** give any liquid to the person.
- **DO NOT** give anything by mouth to an unconscious person.

IF ON SKIN OR CLOTHING:

- Take off contaminated clothing.
- Rinse skin immediately with plenty of water for 15 - 20 minutes.
- Call a poison control center or doctor for treatment advice.

IF INHALED:

- Move person to fresh air.
- If person is not breathing, call 911 or an ambulance, then give artificial respiration, preferably mouth-to-mouth, if possible.
- Call a poison control center or doctor for further treatment advice.

IF IN EYES:

- Hold eye open and rinse slowly and gently with water for 15 - 20 minutes.
- Remove contact lenses, if present, after the first 5 minutes, then continue rinsing eye.
- Call a poison control center or doctor for treatment advice.

HOTLINE NUMBER

- For medical emergency treatment, call **1-800-222-1222**.
- For non-emergency information on this product, call 1-XXX-XXX-XXXX (may include hours of service), or contact the National Pesticides Information Center (NPIC) at 1-800-858-7378. Monday through Friday, 8 AM to 12 PM PST. or at <http://npic.orst.edu>.

NOTE TO PHYSICIAN

Contains petroleum distillate. Vomiting must be supervised by a physician or the professional staff because of the possible pulmonary damages by aspiration pneumonia.

[Optional referral statements when booklets and container labels are used:]

[See label booklet for [additional] [complete] [First Aid,] [Precautionary Statements,] [Directions For Use,] and [Storage and Disposal.]

EPA Reg. No. 83529-236

ACCEPTED
ONLY INDICATED
REVISIONS REVIEWED

EPA Est. No. XXXXX-XX-XXX

Manufactured for:

Sharda USA LLC7217 Lancaster Pike, Suite A
Hockessin, Delaware 19707

10/03/2025

Net Contents: _____ [Gals./L]

Under the Federal Insecticide, Fungicide and
Rodenticide Act as amended, for the pesticide
registered under EPA Reg. No.

83529-236

No label revisions other than those indicated were
reported to the Agency.

PRECAUTIONARY STATEMENTS

HAZARDS TO HUMANS AND DOMESTIC ANIMALS

WARNING

May be fatal if swallowed. Harmful if inhaled or absorbed through the skin. Causes moderate eye irritation. Avoid breathing vapors or spray mist. Avoid contact with skin, eyes, or clothing. Wash hands thoroughly with soap and water after handling and before eating, drinking, chewing gum, using tobacco, or using the toilet. Remove and wash contaminated clothing before reuse. The active ingredient may cause sensitization reaction in some individuals.

PERSONAL PROTECTIVE EQUIPMENT

Handlers who may be exposed to the dilute through application or other tasks must wear:

- Long-sleeved shirt and long pants
- Chemical-resistant gloves made of barrier laminate or Viton ≥ 14 mils
- Shoes plus socks

Handlers who may be exposed to the concentrate through mixing, loading, application, or other tasks must wear:

- Long-sleeved shirt and long pants,
- Chemical-resistant gloves made of barrier laminate or Viton ≥ 14 mils
- Shoes plus socks
- Protective eyewear

Discard clothing and other absorbent materials that have been drenched or heavily contaminated with this product's concentrate. **DO NOT** reuse them. Follow manufacturer's instructions for cleaning/maintaining PPE. If no such instructions for washables exist, use detergent and hot water. Keep and wash PPE separately from other laundry.

USER SAFETY RECOMMENDATIONS

Users should:

- Wash thoroughly with soap and water after handling. Wash hands before eating, drinking, chewing gum, using tobacco, or using the toilet.
- Remove clothing/PPE immediately if pesticide gets inside. Then wash thoroughly and put on clean clothing. If pesticide gets on skin, wash immediately with soap and water.
- Remove PPE immediately after handling this product. Wash the outside of gloves before removing. As soon as possible, wash thoroughly and change into clean clothing.

ENVIRONMENTAL HAZARDS

This pesticide is extremely toxic to fish, aquatic invertebrates, oysters, and shrimp. **DO NOT** apply directly to water, to areas where surface water is present or to intertidal areas below the mean highwater mark. **DO NOT** apply when weather conditions favor drift from treated areas. Drift and runoff from treated areas may be hazardous to aquatic organisms in neighboring areas. **DO NOT** contaminate water when disposing of equipment wash waters.

Non-Target Organism Advisory Statement

This product is highly toxic to bees and other pollinating insects exposed to direct treatment or to residues in/on blooming crops or weeds. **DO NOT** apply this product or allow it to drift to blooming crops or weeds if bees are visiting the treatment area. **Protect pollinating insects by following label directions intended to minimize drift and reduce pesticide risk to these organisms.**

PHYSICAL/CHEMICAL HAZARDS

DO NOT use or store near heat or open flame.

DIRECTIONS FOR USE

RESTRICTED USE PESTICIDE

It is a violation of Federal law to use this product in a manner inconsistent with its labeling.

DO NOT apply this product in a way that will contact workers or other persons, either directly or through drift. Only protected handlers may be in the area during application. For any requirements specific to your State or Tribe, consult the agency responsible for pesticide regulation.

AGRICULTURAL USE REQUIREMENTS

Use this product only in accordance with its labeling and with the Worker Protection Standard, 40 CFR Part 170. This Standard contains requirements for the protection of agricultural workers on farms, forests, nurseries, and greenhouses, and handlers of agricultural pesticides. It contains requirements for training, decontamination, notification, and emergency assistance. It also contains specific instructions and exceptions pertaining to the statements on this label about personal protective equipment (PPE) and restricted-entry interval. The requirements in this box only apply to uses of this product that are covered by the Worker

Protection Standard.

DO NOT enter or allow worker entry into treated areas during the restricted-entry interval (REI) of 12 hours.

PPE required for early entry to treated areas that is permitted under the Worker Protection Standard and that involves contact with anything that has been treated, including plants, soil, or water, is:

- Coveralls
- Chemical-resistant gloves: Barrier Laminate or Viton \geq 14 mils
- Shoes plus socks
- Protective eyewear

INSECT RESISTANCE MANAGEMENT

For resistance management, **Sharda Zeta-Cypermethrin 17.1% EC** contains a Group 3A insecticide. Any insect population may contain individuals naturally resistant to **Sharda Zeta-Cypermethrin 17.1% EC** and other Group 3A insecticides. The resistant individuals may dominate the insect population if this group of insecticides is used repeatedly in the same fields. Appropriate resistance management strategies must be followed.

To delay insecticide resistance, take the following steps:

- Rotate the use of **Sharda Zeta-Cypermethrin 17.1% EC** or other Group 3A insecticides within a growing season, or among growing seasons, with different groups that control the same pests.
- Use tank mixtures with insecticides from a different group that are equally effective on the target pest when such use is permitted. **DO NOT** rely on the same mixture repeatedly for the same pest population. Consider any known cross resistance issues (for the targeted pests) between the individual components of a mixture. In addition, consider the following recommendations provided by the Insecticide Resistance Action Committee (IRAC):
 - Individual insecticides selected for use in mixtures must be highly effective and be applied at the rates at which they are individually registered for use against the target species.
 - Mixtures with components having the same IRAC mode of action classification are not recommended for insect resistance management.
 - When using mixtures, consider any known cross-resistance issues between the individual components for the targeted pests.
 - Mixtures become less effective if resistance is already developing to one or both active ingredients, but they may still provide pest management benefits.
 - The insect resistance management benefits of an insecticide mixture are greatest if the two components have similar periods of residual insecticidal activity. Mixtures of insecticides with unequal periods of residual insecticidal activity may offer an insect resistance management benefit only for the period where both insecticides are active.
- Adopt an integrated pest management program for insecticides that includes; scouting, uses historical information related to pesticide use, crop rotation, record keeping, and which considers cultural, biological, and other chemical control practices.
- Monitor after application for unexpected target pest survival. If the level of survival suggests the presence of resistance, consult with your local university specialist or certified pest control advisor.
- Contact your local extension specialist or certified crop advisors for any additional pesticide resistance management and/or IPM recommendations for the specific site and pest problems in your area.

MANDATORY SPRAY DRIFT MANAGEMENT**Aerial Applications:**

- **DO NOT** release spray at a height greater than 10 feet above the vegetative canopy, unless a greater application height is necessary for pilot safety.
- Applicators are required to select nozzle and pressure that deliver medium or coarser droplets (ASABE S641)
- **DO NOT** apply when wind speeds exceed 15 mph at the application site. If the wind speed is greater than 10 mph, the boom length must be 65% or less of the wingspan for fixed wing aircraft and 75% or less of the rotor diameter for helicopters. Otherwise, the boom length must be 75% or less of the wingspan for fixed-wing aircraft and 90% or less of the rotor diameter for helicopters.
- If the windspeed is 10 mph or less, applicators must use 1/2 swath displacement upwind at the downwind edge of the field. When the windspeed is between 11 - 15 mph, applicators must use 3/4 swath displacement upwind at the downwind edge of the field.
- **DO NOT** apply during temperature inversions.

Airblast Applications:

- Sprays must be directed into the canopy.
- **DO NOT** apply when wind speeds exceed 15 mph at the application site.
- User must turn off outward pointing nozzles at row ends and when spraying outer row.
- **DO NOT** apply during temperature inversions.

Ground Boom Applications:

- User must only apply with the nozzle height recommended by the manufacturer, but no more than 4 feet above the ground or crop canopy.
- Applicators are required to select nozzle and pressure that deliver medium or coarser droplets (ASABE S572).
- **DO NOT** apply when wind speeds exceed 15 mph at the application site.
- **DO NOT** apply during temperature inversions.

SPRAY DRIFT ADVISORIES

THE APPLICATOR IS RESPONSIBLE FOR AVOIDING OFF-SITE SPRAY DRIFT. BE AWARE OF NEARBY NON-TARGET SITES AND ENVIRONMENTAL CONDITIONS.

IMPORTANCE OF DROPLET SIZE

An effective way to reduce spray drift is to apply large droplets. Use the largest droplets that provide target pest control. While applying larger droplets will reduce spray drift, the potential for drift will be greater if applications are made improperly or under unfavorable environmental conditions.

Controlling Droplet Size – Ground Boom

- **Volume** - Increasing the spray volume so that larger droplets are produced will reduce spray drift. Use the highest practical spray volume for the application. If a greater spray volume is needed, consider using a nozzle with a higher flow rate.
- **Pressure** - Use the lowest spray pressure recommended for the nozzle to produce the target spray volume and droplet size.
- **Spray Nozzle** - Use a spray nozzle that is designed for the intended application. Consider using nozzles designed to reduce drift.

Controlling Droplet Size – Aircraft

- **Adjust Nozzles** - Follow nozzle manufacturers recommendations for setting up nozzles. Generally, to reduce fine droplets, nozzles must be oriented parallel with the airflow in flight.

BOOM HEIGHT – Ground Boom

- For ground equipment, the boom must remain level with the crop and have minimal bounce.

RELEASE HEIGHT – Aircraft

- Higher release heights increase the potential for spray drift.

SHIELDED SPRAYERS

- Shielding the boom or individual nozzles can reduce spray drift. Consider using shielded sprayers. Verify that the shields are not interfering with the uniform deposition of the spray on the target area.

TEMPERATURE AND HUMIDITY

- When making applications in hot and dry conditions, use larger droplets to reduce effects of evaporation.

TEMPERATURE INVERSIONS

- Drift potential is high during a temperature inversion. Temperature inversions are characterized by increasing temperature with altitude and are common on nights with limited cloud cover and light to no wind. The presence of an inversion can be indicated by ground fog or by the movement of smoke from a ground source or an aircraft smoke generator. Smoke that layers and moves laterally in a concentrated cloud (under low wind conditions) indicate an inversion, while smoke that moves upward and rapidly dissipates indicates good vertical air mixing. Avoid applications during temperature inversions.

WIND

- Drift potential generally increases with wind speed. AVOID APPLICATIONS DURING GUSTY WIND CONDITIONS.
- Applicators need to be familiar with local wind patterns and terrain that could affect spray drift.

CHEMIGATION USE DIRECTIONS

Apply this product only through sprinkler including center pivot, lateral move, end tow, side (wheel) roll, traveler, big gun, solid set, or hand move irrigation systems. **DO NOT** apply this product through any other type of irrigation system. **DO NOT** connect any irrigation system (including greenhouse systems) used for pesticide application to a public water system.

Crop injury, lack of effectiveness, or illegal residues in the crop can result from nonuniform distribution of treated water. If you have questions about calibration, you should contact State Extension Service specialists, equipment manufacturers, or other experts. A person knowledgeable of the chemigation system and responsible for its operation, or under the supervision of the responsible person, shall shut the system down and make necessary adjustments should the need arise.

The system must contain a functional check valve, vacuum relief valve, and low pressure drain appropriately located on the irrigation

pipeline to prevent water source contamination from backflow. The pesticide injection pipeline must also contain a functional, automatic, quick-closing check valve to prevent the flow of fluid back toward the injection pump.

The pesticide injection pipeline must also contain a functional, normally closed, solenoid-operated valve located on the intake side of the injection pump and connected to the system interlock to prevent fluid from being withdrawn from the supply tank when the irrigation system is either automatically or manually shut down.

The system must contain functional interlocking controls to automatically shut off the pesticide injection pump when the water pump motor stops.

The irrigation line or water pump must include a functional pressure switch which will stop the water pump motor when the water pressure decreases to the point where pesticide distribution is adversely affected. Systems must use a metering pump, including a positive displacement injection pump (e.g., diaphragm pump) effectively designed and constructed of materials that are compatible with pesticides and capable of being fitted with a system interlock.

DO NOT apply when wind speed favors drift beyond the area intended for treatment. **Sharda Zeta-Cypermethrin 17.1% EC** must be applied continuously for the duration of the water application. **Sharda Zeta-Cypermethrin 17.1% EC** must be diluted in sufficient volume to ensure accurate application over the area to be treated. Use the appropriate amount of water to carry the product to the target pest. Agitation is not required when a suitable diluent is used.

Vegetative Filter Strips

Construct and maintain a vegetative filter strip, according to the width specified below, of grass or other permanent vegetation between the field edge and nearby down gradient aquatic habitat (such as, but not limited to, lakes; reservoirs; rivers; streams; marshes; or natural ponds; estuaries; and commercial fish farm ponds).

Only apply products containing zeta-cypermethrin onto fields where a maintained vegetative filter strip of at least 25 feet exists between the field edge and where a down gradient aquatic habitat exists. This minimum required width of 25 feet may be reduced or removed under the following conditions:

- For Western irrigated agriculture, a maintained vegetative filter strip of at least 10 feet wide is required. Western irrigated agriculture is defined as irrigated farmland in the following states: WA, OR, CA, ID, NV, UT, AZ, MT, WY, CO, NM, and TX (west of I-35).
 - For Western irrigated agriculture, if a sediment control basin is present, a vegetative filter strip is not required.
- In all other areas, a vegetative filter strip with a minimum width of 25 feet is required, unless the following conditions are met. The vegetative filter strip requirement may be reduced from 25 feet to 15 feet if at least one of the following applies:
 - The area of application is considered prime farmland (as defined in 7 CFR § 657.5)
 - Conservation tillage is being implemented on the area of application. Conservation tillage is defined as any system that leaves at least 30% of the soil surface covered by residue after planting. Conservation tillage practices can include mulch-till, no-till, or strip-till.
 - A functional terrace system is maintained on the area of application.
 - Water and sediment control basins for the area of application are functional and maintained.
 - The area of application is less than or equal to 10 acres.

Rice fields are not required to have a vegetative filter strip.

For further guidance on vegetated filter strips, refer to the following publication for information on constructing and maintaining effective buffers: Conservation Buffers to Reduce Pesticide Losses. Natural Resources Conservation Services. <https://www.regulations.gov/document?D=EPA-HQ-OPP-2008-0331-0175>

BUFFER ZONES TO WATER BODIES

Ground Application: DO NOT apply within 25 feet of aquatic habitats (such as, but not limited to, lakes, reservoirs, rivers, streams, marshes, ponds, estuaries, and commercial fishponds).

Ultra-Low Volume (ULV) Aerial Application: DO NOT apply within 450 feet of aquatic habitats (such as, but not limited to, lakes, reservoirs, rivers, streams, marshes, ponds, estuaries, and commercial fishponds).

Non-ULV Aerial Application: DO NOT apply within 150 feet of aquatic habitats (such as, but not limited to, lakes, reservoirs, rivers, streams, marshes, ponds, estuaries, and commercial fishponds).

APPLICATION INSTRUCTIONS

Use low rate under light to moderate infestation. Higher labeled rates should be used under heavy insect pressure. The rate of application is variable according to insect pressure, timing of spray and field scouting. **DO NOT** exceed maximum labeled rate.

Under hot and dry conditions, increase the spray volume and add appropriate spray adjuvant, but only to those crops which have previously demonstrated a tolerance to the adjuvant(s) under these conditions.

Preventive Use

For cutworm, armyworm, or stalk borer control, **Sharda Zeta-Cypermethrin 17.1% EC** may be applied before, during, or after planting. For soil-incorporated applications, use higher labeled rates for improved control. **DO NOT** exceed maximum labeled rate.

Rotational Crops

With the exception of the crops listed below, **DO NOT** plant rotational crops within 30 days of last application.

Tank Mixtures

Sharda Zeta-Cypermethrin 17.1% EC may be applied in tank mixtures with other products approved for use on Alfalfa and Non-Grass Animal Feeds; Artichoke, globe; Avocado; Barley; Basil; Black Sapote; Brassica Vegetables; Buckwheat; Bulb Vegetables; Bushberries; Caneberries; Canistel; Canola (Rapeseed); Celtuce; Citrus; Corn; Cotton; Cucurbit Vegetables; Florence Fennel; Fruiting Vegetables; Grapes; Grass Forage, Fodder and Hay and Grass Grown for Seed; Kohlrabi; Leaf Petiole Vegetables; Leafy Vegetables; Legume Vegetables; Mamey Sapote; Mango; Oats; Papaya; Peanut; Pistachios; Pome Fruits; Rice; Root and Tuber Vegetables; Rye; Safflower; Sapodilla; Sorghum; Soybeans; Star Apple; Stone Fruits; Sugar Beets; Sugarcane; Sunflower; Tree Nuts; Wheat; Triticale; Quinoa; and Teff.

Test for compatibility of products before mixing.

It is the pesticide user's responsibility to ensure that all products are registered for the intended use. Read and follow the applicable restrictions and limitations and directions for use on all product labels involved in tank mixing. Users must follow the most restrictive directions for use and precautionary statements of each product in the tank mixture.

Maximum Usage When Applying Both Zeta-Cypermethrin and Cypermethrin Products to the Same Crop Within the Same Year

- DO NOT** apply more than the maximum seasonal total for an active ingredient when used alone. If applying other products to the same crop within the same season containing alpha-cypermethrin, zeta-cypermethrin, or cypermethrin, **DO NOT** apply more than the combined maximum seasonal total of all active ingredients. The table below lists maximum totals for some uses. Consult product labels for full directions for use and rate restrictions.

Crop	Maximum Yearly Total for Either Active Ingredient Used Alone (lb. a.i./acre)		Maximum Yearly Total When Applying Both Active Ingredients to the Same Crop (lb. a.i./acre)
	Zeta-cypermethrin (as Sharda Zeta-Cypermethrin 17.1% EC)	Cypermethrin	Zeta-cypermethrin (as Sharda Zeta-Cypermethrin 17.1% EC) plus cypermethrin
Cotton	0.3	0.6	0.6
Head and Stem Brassica	0.3	0.6	0.6
Leafy Brassica Greens	0.3	0.4	0.4
Head Lettuce	0.3	0.6	0.6
Bulb Vegetables	0.25	0.5	0.5
Pecans	0.3	0.6	0.6

Maximum Yearly Usage and PHI (Pre-Harvest Interval) for Sharda Zeta-Cypermethrin 17.1% EC Labeled Crops

Crop	Maximum Year Total/Acre for Sharda Zeta-Cypermethrin 17.1% EC		PHI (Days)
	Lb. a.i.	Fl. oz.	
Alfalfa	0.01/cutting with a maximum of 3 cuttings/season	8.6/cutting with a maximum of 25.8/season	3 (cutting or grazing) 7 (harvesting seed)
Alfalfa and Non-Grass Animal Feeds (Forage, Fodder, Straw, and Hay) Group except Alfalfa	0.05/cutting with a maximum of 3 cuttings/season	4.3/cutting with a maximum of 12.9/season	3 (cutting or grazing) 7 (harvesting seed)
Avocado, Black Sapote, Canistel, Mamey Sapote, Mango, Papaya, Sapodilla, Star Apple	0.3	25.8	1
Artichoke, Globe	0.2	17.2	5
Barley, Quinoa	0.25	21.5	14
Basil	0.3	25.8	1
Caneberries	0.3	25.8	1
Bushberries	0.3	25.8	1
Brassica Vegetables	0.3	25.8	1
Buckwheat	0.25	21.5	14
Bulb Vegetables	0.25	21.5	7

Celtuce, Florence Fennel	0.3	25.8	1
Citrus	0.2	17.2	1
Corn, Sweet	0.3	25.8	3
Corn, Field, Seed, Pop	0.2	17.2	7 (grain, stover, and forage)
Cotton	0.3	25.8	14
Cucurbit Vegetables	0.3	25.8	1
Fruiting Vegetables	0.3	25.8	1
Grapes	0.3	25.8	1
Grass Forage, Fodder, and Hay Group and Grass Grown for Seed	0.05/cutting	4.3/cutting	0 (Forage and Hay) 7 (Straw and Seed Screenings)
	Hay 0.20/season	17.2	
	Forage, Straw, and Seed Screenings 0.25/Season	21.5	
Kohlrabi	0.3	25.8	1
Leafy Petiole Vegetables	0.3	25.8	1
Leafy Vegetables	0.3	25.8	1
Legume Vegetables	0.3	25.8	1 (succulent shelled or edible podded) 21 (dried shelled)
Oats	0.25	21.5	14
Canola (Rapeseed)	0.3	25.8	7
Pistachio	0.25	21.5	7
Safflower	0.15	12.9	14
Sunflower	0.25	21.5	30
Peanut	0.3	25.8	7
Pome Fruits	0.3	25.8	14
Rice and Wild Rice	0.2	17.2	14
Root and Tuber Vegetables (except Sugar Beet)	0.3	25.8	1
Rye	0.25	21.5	14
Sod Farms	0.25	21.5	0
Sorghum	0.25	21.5	14 (grain and fodder (stover)) 45 (forage (silage))
Soybeans	0.3	25.8	21
Stone Fruits	0.3	25.8	14
Sugar Beets	0.15	12.9	50
Sugarcane	0.2	17.2	21
Tree Nuts	0.25	21.5	7
Wheat, Triticale, and Teff	0.25	21.5	14

The REI (Restricted Entry Interval) is 12 hours for all labeled crops. Refer to the crop specific use directions for detailed information on application timing and any use restrictions.

Pollinator Best Management Practices

Following best management practices can help reduce the risk to terrestrial pollinators. Examples of best management practice include applying pesticides in the evening and at night when pollinators are not foraging and checking to confirm hive locations before spraying. For additional resources on pollinator best management practices, visit: <https://www.epa.gov/pollinator-protection/find-best-management-practices-protect-pollinators>

Managed pollinator protection plans are developed by States/Tribes to promote communication between growers, landowners, farmers, beekeepers, pesticide users, and other pest management professionals to reduce exposure of bees to pesticides. If available, visit State plans for additional information on how to protect pollinators.

How to Report Bee Kills

It is recommended that users contact both State lead agency and the U.S. Environmental Protection Agency to report bee kills due to pesticide application. Bee kills can be reported to EPA at beekill@epa.gov. To contact your State lead agency, see the current listing of State pesticide regulatory agencies at the National Pesticide Information Center's website: http://npic.orst.edu/reg/state_agencies.html

CROP SPECIFIC USE DIRECTIONS

Non-Grass Animal Feeds (Forage, Fodder, Straw, and Hay) Group - Except Alfalfa and Alfalfa Grown For Seed

Velvet Bean; Clover; Kudzu; Lespedeza; Lupin; Sainfoin; Trefoil; Vetch; Crown Vetch; and Milk Vetch.

Insects Controlled	Rate of Application	Method of Application
Alfalfa Caterpillar Alfalfa Looper Alfalfa Weevil Blue Alfalfa Aphid ¹ Cutworms Egyptian Alfalfa Weevil (Larvae and Adults) Flea Beetles Green Cloverworm Green Peach Aphid ¹ Hornworms Meadow Spittlebug Pea Aphid ¹ Potato Leafhopper Spotted Alfalfa Aphid ¹ Threecornered Alfalfa Hopper Velvetbean Caterpillar Webworms	2.4 - 4.3 fl. oz./A (0.028 - 0.05 lb. a.i./A)	Apply as insects appear in sufficient volume of water to ensure thorough coverage of foliage. Use higher labeled rate for increased pest pressure or for increased residual pest control. DO NOT exceed maximum labeled rate. Apply in a minimum of 2 gallons of finished spray per acre by aerial equipment or 10 gallons of finished spray per acre by ground equipment. ULV oil spray application is prohibited. Higher volumes of finished spray may improve insect control under high temperatures, when foliage is dense and/or when insect pressure is high.
Armyworms Grasshoppers Plant Bugs (including <i>Lygus</i> spp. and Stink Bugs)	3 - 4.3 fl. oz./A (0.035 - 0.05 lb. a.i./A)	

Restrictions:

- **DO NOT** make applications less than 7 days apart.
- **DO NOT** apply more than 4.3 fl. oz./A of product or 0.05 lb. a.i./A per cutting and 12.9 fl. oz./A of product or 0.15 lb. a.i./A per year.
- **DO NOT** make more than 3 applications per year.
- Applications may be made up to 3 days of cutting or grazing or up to 7 days of harvesting seed.

¹Aphid control may be variable depending on species present and host-plant relationships.**Alfalfa; Alfalfa Grown For Seed**

Lucerne, Sainfoin, Holy Clover, Esparcet, Birdsfoot Trefoil, and varieties and/or hybrids of these.

Insects Controlled	Rate of Application	Method of Application
Alfalfa Caterpillar Alfalfa Looper Alfalfa Weevil Blue Alfalfa Aphid ¹ Cutworms Egyptian Alfalfa Weevil (Larvae and Adults) Flea Beetles Green Cloverworm Green Peach Aphid ¹ Hornworms Meadow Spittlebug Pea Aphid ¹ Potato Leafhopper Spotted Alfalfa Aphid ¹ Threecornered Alfalfa Hopper Velvetbean Caterpillar Webworms	2.24 - 4.3 fl. oz./A (0.028 - 0.05 lb. a.i./A)	Apply as insects appear in sufficient volume of water to ensure thorough coverage of foliage. Use higher labeled rate for increased pest pressure or for increased residual pest control. DO NOT exceed maximum labeled rate. Apply in a minimum of 2 gals. of finished spray per acre by aerial equipment or 10 gals. of finished spray per acre by ground equipment. ULV oil spray application is prohibited. Higher volumes of finished spray may improve insect control under high temperatures, when foliage is dense and/or when insect pressure is high.
Armyworms Grasshoppers Plant Bugs (including <i>Lygus</i> spp. and Stink Bugs)	3 - 4.3 fl. oz./A (0.035 - 0.05 lb. a.i./A)	

Restrictions:

- **DO NOT** make applications less than 7 days apart.
- **DO NOT** apply more than 8.6 fl. oz./A of product or 0.1 lb. a.i./A per cutting and 25.8 fl. oz./A of product or 0.3 lb. a.i./A per year.
- **DO NOT** make more than 2 applications per cutting.
- Applications may be made up to 3 days of cutting or grazing or up to 7 days of harvesting seed.

¹Aphid control may be variable depending on species present and host-plant relationships.

Artichoke, Globe

Insects Controlled	Rate of Application	Method of Application
Aphids ¹ Artichoke Plume Moth Lygus Bug ² Proba Bug	4.3 fl. oz./A (0.05 lb. a.i./A)	Apply as required by scouting. Base timing and frequency of applications on insect populations reaching locally determined economic threshold levels. Apply by ground or air equipment using sufficient water to obtain full coverage of foliage (minimum of 10 gals. of finished spray per acre by ground and 2 gals. of finished spray per acre by air). Follow appropriate spray drift precautions on this label.

Restrictions:

- **DO NOT** make applications less than 14 days apart.
- **DO NOT** apply more than 4.3 fl. oz./A of product (0.05 lb. a.i./A) per application.
- **DO NOT** make more than 4 applications per year.
- **DO NOT** apply more than 17.2 fl. oz./A of product (0.2 lb. a.i./A) per year.
- **DO NOT** apply within 5 days of harvest.

¹Aids in control.²See the **INSECT RESISTANCE MANAGEMENT** section.**Tropical Fruits**

Avocado, Black Sapote, Canistel, Mamey Sapote, Mango, Papaya, Sapodilla, and Star Apple.

Insects Controlled	Rate of Application	Method of Application
Avocado Lace Bug Avocado Leafhopper Avocado Leafroller Avocado Loopers Avocado Tree Girdler Avocado Whitefly Brown Soft Scale Caterpillars Mirids Omnivorous Loopers Orange Tortrix Scale Crawlers Spanworm Thrips Twig Borers	4.3 fl. oz./A (0.05 lb. a.i./A)	Apply by ground equipment using sufficient water to obtain full coverage of foliage in a minimum of 20 gals. per acre for a concentrate spray or a minimum of 100 gals. per acre for a dilute spray. Apply by air in a minimum of 10 gals. of finished spray per acre. Apply when insects first appear and repeat at 7- to 10-day intervals as needed to provide control.

Restrictions:

- **DO NOT** apply more than 4.3 fl. oz./A of product (0.05 lb. a.i./A) per application.
- **DO NOT** make more than 6 applications per year.
- **DO NOT** apply more than 25.8 fl. oz./A of product or 0.3 lb. a.i./A per year.
- **DO NOT** apply within 1 day of harvest.

Barley (including malt barley), Buckwheat, Oats, Rye, and Quinoa

Insects Controlled	Rate of Application	Method of Application
Cutworm spp., including Army Cutworm Painted Lady (Thistle) Caterpillar	1.4 - 4.3 fl. oz./A (0.016 - 0.05 lb. a.i./A)	Apply as required by scouting. Base timing and frequency of applications on insect populations reaching locally determined economic thresholds. DO NOT exceed maximum labeled rate.
Armyworm, Southern Armyworm, True Armyworm, Yellowstriped Cereal Leaf Beetle Flea Beetle spp. Pale Western Cutworm Plant Bug spp. Spittlebug Webworm spp.	1.9 - 4.3 fl. oz./A (0.022 - 0.05 lb. a.i./A)	
Aphid spp. ^{1,2} Armyworm, Beet ² Armyworm, Fall Chinch Bug	3.4 - 4.3 fl. oz./A (0.04 - 0.05 lb. a.i./A)	For chinch bug control, begin applications when bugs migrate from small grains or grass weeds. Apply sufficient spray volume to penetrate the soil/stem interface, leaf collars, and sheaths.

Grass Sawfly Grasshopper spp. Greenbug ^{1,2} Stink Bug spp. Thrips spp. Wheat Stem Sawfly (Adults) ¹ Whitefly spp. ^{1,2}	
Restrictions: <ul style="list-style-type: none"> • DO NOT make applications less than 14 days apart. • DO NOT apply more than 4.3 fl. oz./A of product (0.05 lb. a.i./A) per application. • DO NOT make more than 5 applications per year. • DO NOT apply more than 21.5 fl. oz./A of product or 0.25 lb. a.i./A per year. • DO NOT apply within 14 days of harvest for grain, straw, and hay. <p>¹Aids in control. ²See the INSECT RESISTANCE MANAGEMENT section.</p>	

Basil

Insects Controlled	Rate of Application	Method of Application
Lepidoptera (including Diamondback Moth) Flea Beetle <i>Diabrotica</i> spp. Onion Thrips	4.3 fl. oz./A (0.05 lb. a.i./A)	Apply as required by scouting. Base timing and frequency of applications on insect populations reaching locally determined economic threshold levels. DO NOT exceed maximum labeled rate. Apply by ground or air equipment using sufficient water to obtain full coverage of foliage (minimum of 10 gals. of finished spray per acre by ground and 2 gals. of finished spray per acre by air).
Restrictions: <ul style="list-style-type: none"> • DO NOT make applications less than 7 days apart. • DO NOT apply more than 4.3 fl. oz./A of product (0.05 lb. a.i./A) per application. • DO NOT make more than 6 applications per year. • DO NOT apply more than 25.8 fl. oz./A of product (0.3 lb. a.i./A) per year. • DO NOT apply within 1 day of harvest. 		

Caneberry Crop Subgroup 13-07A

Blackberry; Loganberry, Red and Black Raspberry; Wild Raspberry; and cultivars, varieties, and/or hybrids of these commodities.

Bushberry Crop Subgroup 13-07B

Aronia Berry; Blueberry, Highbush and Lowbush; Buffalo Currant; Chilean Guava; Cranberry, Highbush; Currant, Black and Red; Elderberry; European Barberry; Gooseberry; Honeysuckle, Edible; Huckleberry; Jostaberry; Juneberry (Saskatoon berry); Lingonberry; Native Currant; Salal; Sea Buckthorn; and cultivars, varieties, and/or hybrids of these commodities.

Insects Controlled	Rate of Application	Method of Application
Leafrollers Orange Tortrix Root Weevils	4.3 fl. oz./A (0.05 lb. a.i./A)	Apply as required by scouting. Base timing and frequency of applications on insect populations reaching locally determined economic threshold levels. DO NOT exceed maximum labeled rate. Apply by ground and air equipment using sufficient water to obtain full coverage of foliage (minimum of 20 gals. of finished spray per acre by ground and 2 gals. of finished spray per acre by air). Avoid applications when honeybees are actively foraging by applying during the early morning or evening hours.
Restrictions: <ul style="list-style-type: none"> • DO NOT make applications less than 7 days apart. • DO NOT apply more than 4.3 fl. oz./A of product (0.05 lb. a.i./A) per application. • DO NOT make more than 6 applications per year. • DO NOT apply more than 25.8 fl. oz./A of product (0.3 lb. a.i./A) per year. • DO NOT apply within 1 day of harvest. 		

Head and Stem Brassica Vegetables, Crop Group 5-16

Broccoli; Brussels Sprouts; Cauliflower; Cavalo Broccolo; Cabbage; Chinese Cabbage (napa); and cultivars, varieties, and/or hybrids of

these commodities.

Leafy Brassica Greens Crop Subgroup 4-16B

Arugula; Broccoli Raab; Chinese Broccoli; Cabbage, Abyssinian; Chinese Cabbage (Bok Choy); Cabbage, Seakale; Collards; Cress, Garden; Cress, Upland; Hanover Salad; Kale; Maca, Leaves; Mizuna; Mustard Greens; Radish, Leaves; Rape Greens; Rocket, Wild; Shepherd's Purse; Turnip Greens; Watercress[*][†]; and cultivars, varieties, and/or hybrids of these commodities.

Insects Controlled	Rate of Application	Method of Application
Corn Earworm Cucumber Beetles Cutworm Diamondback Moth ¹ Flea Beetles Imported Cabbageworm Leafhoppers Saltmarsh Caterpillar Southern Cabbageworm Tobacco Budworm ¹	2.4 - 4.3 fl. oz./A (0.028 - 0.05 lb. a.i./A)	Apply in water as necessary for insect control using a minimum of 15 gals. of finished spray per acre by ground and 5 gals. of finished spray per acre by air. Use lower rates of Sharda Zeta-Cypermethrin 17.1% EC under light to moderate insect pressure. Use higher labeled rates to control heavy to extremely heavy insect populations.
Alfalfa Looper Armyworms Cabbage Looper Cabbage Webworm Crickets Grasshoppers Ground Beetles Leafminers (Adults) Lygus Bugs Onion Thrips Stink Bugs Wireworm (Adults) Aphids ² Whiteflies ³	3.4 - 4.3 fl. oz./A (0.04 - 0.05 lb. a.i./A)	In areas where arid climatic conditions persist, including California and Arizona, higher labeled rates may be required.

Restrictions:

- **DO NOT** make applications less than 7 days apart.
- **DO NOT** apply more than 4.3 fl. oz./A of product (0.05 lb. a.i./A) per application.
- **DO NOT** make more than 6 applications per year.
- **DO NOT** apply more than 25.8 fl. oz./A of product (0.3 lb. a.i./A) per year.
- **DO NOT** apply within 1 day of harvest.

¹See the **INSECT RESISTANCE MANAGEMENT** section.

²Aphid control may be variable depending on species present and host-plant relationships.

³Aids in control.

[†]For applications made to watercress, production fields must be drained of water at least 24 hours prior to the application and water must not be re-applied to the field for a minimum of 24 hours following the application.

[*Not registered for use by California.]

Bulb Vegetables Crop Group 3-07

Chive, Fresh Leaves; Chive, Chinese; Fresh Leaves; Daylily, Bulb, Elegans Hosta; Fritillaria, Bulb and Leaves; Garlic, Bulb, Great Headed, Bulb, Serpent, Bulb; Kurrat; Lady's Leek; Leek, Leek, Wild; Lily, Bulb; Onion, Beltsville Bunching, Bulb, Chinese Bulb, Fresh, Green, Macrostem, Pearl, Potato Bulb, Tree Tops, Welsh Tops; Shallot, Bulb and Fresh Leaves; and cultivars, varieties, and/or hybrids of these commodities.

Insects Controlled	Rate of Application	Method of Application
Aphids ¹ Armyworms Cutworms Leafminers (Adults) Onion Maggot (Adults) Stink Bugs	2.4 - 4.3 fl. oz./A (0.028 - 0.05 lb. a.i./A)	Apply in a minimum of 20 gals. of finished spray per acre with ground equipment or in a minimum of 3 gals. of finished spray per acre by aircraft. Begin applications when pests appear and repeat as necessary to maintain control.
Onion Thrips	3.2 - 4.3 fl. oz./A (0.0375 - 0.05 lb. a.i./A)	To control Onion Thrips, use higher labeled rates as population increases and avoid rescue situations. Use of a crop oil concentrate at 16 fl. oz. per acre is recommended. DO NOT exceed maximum labeled rate.

Restrictions:

- **DO NOT** make applications less than 7 days apart.
- **DO NOT** apply more than 4.3 fl. oz./A or 0.05 lb. a.i./A per application.

- **DO NOT** make more than 5 applications per year.
- **DO NOT** apply more than 21.5 fl. oz./A of product (0.25 lb. a.i./A) per year.
- **DO NOT** graze livestock in treated areas or cut treated crops for feed.
- **DO NOT** apply within 7 days of harvest.

¹Aphid control may be variable depending on species present and host-plant relationships.

Celtuce; Fennel, Florence (*finocchio*)

Insects Controlled	Rate of Application	Method of Application
Aphid spp. ^{2,3} Corn Earworm Cucumber Beetles Cutworms Diamondback Moth Flea Beetles Imported Cabbageworm Leafhoppers Saltmarsh Caterpillar Tobacco Budworm ² Whitefly spp. ^{1,2}	2.4 - 4.3 fl. oz./A (0.028 - 0.05 lb. a.i./A)	Apply in water as necessary for insect control using a minimum of 10 gals. of finished spray per acre by ground and 5 gals. of finished spray per acre by air. Use lower rates of Sharda Zeta-Cypermethrin 17.1% EC under light to moderate insect pressure. Use higher labeled rates to control heavy to extremely heavy insect populations.
Armyworms Crickets Ground Beetles Loopers Lygus Bugs Onion Thrips Stink Bugs Wireworm (Adults)	3.4 - 4.3 fl. oz./A (0.04 - 0.05 lb. a.i./A)	In areas where arid climatic conditions persist, including California and Arizona, higher labeled rates may be required.

Restrictions:

- **DO NOT** make applications less than 7 days apart.
- **DO NOT** apply more than 4.3 fl. oz./A of product (0.05 lb. a.i./A) per application.
- **DO NOT** make more than 6 applications per year.
- **DO NOT** apply more than 25.8 fl. oz./A of product (0.3 lb. a.i./A) per year.
- **DO NOT** make applications within 1 day of harvest.

¹Aids in control.

²See the **INSECT RESISTANCE MANAGEMENT** section.

³Aphid control may be variable depending on species present and host-plant relationships.

Citrus Fruits Crop Group 10-10:

Australian Desert Lime; Australian Finger Lime; Australian Round Lime; Brown River Finger Lime; Calamondin (*Citrus mitis*; *Citrofortunella mitis*); Citrus Citron (*Citrus medica*); Citrus Hybrids (*Citrus* spp.) (includes Chironja, Tangelo, Tangor); Grapefruit (*Citrus paradisi*); Japanese Summer Grapefruit; Kumquat (*Fortunella* spp.); Lemon (*Citrus jambhiri*, *Citrus limon*); Lime (*Citrus aurantiifolia*); Mandarin (tangerine) (*Citrus reticulata*); Mediterranean Mandarin; Mount White Lime; New Guinea Wild Lime; Orange, Sour (*Citrus aurantium*); Orange, Sweet (*Citrus sinensis*); Pummelo (*Citrus grandis*, *Citrus maxima*); Russel River Lime; and Satsuma Mandarin (*Citrus unshiu*); Sweet Lime; Tachibana Orange; Tahiti Lime; Tangelo; Tangor; Trifoliate Orange; Uniq Fruit; and cultivars, varieties, and/or hybrids of these commodities.

Insects Controlled	Rate of Application	Method of Application
Armyworm, Beet Asian Cockroach Blue-Green Citrus Root Weevils Cutworms Diaprepes Root Weevil Fire Ants Fuller Rose Beetle Glassy-Winged Sharpshooter Grasshopper Katydid Leafhoppers Leafrollers Leafminers Little Leaf Notcher Loopers	4.3 fl. oz./A (0.05 lb. a.i./A)	Apply by ground equipment using sufficient water to obtain full coverage of foliage in a minimum of 20 gals. per acre for concentrate spray or a minimum of 100 gals. per acre for dilute spray. Apply by air in a minimum of 10 gals. of finished spray per acre. Begin applications when pest activity is noted.

Orange Tortrix Orangedog Caterpillars Plant Bugs Psyllids Thrips Whiteflies		
Restrictions: <ul style="list-style-type: none"> • DO NOT make applications less than 14 days apart. • DO NOT apply more than 4.3 fl. oz./A of product (0.05 lb. a.i./A) per application. • DO NOT make more than 4 applications per year. • DO NOT apply more than 17.2 fl. oz./A of product (0.2 lb. a.i./A) per year. • DO NOT apply within 1 day of harvest. 		

Corn, Sweet

Insects Controlled	Rate of Application	Method of Application
Chinch Bug Corn Rootworm (Adults) Corn Silkfly Cutworms Flea Beetle Japanese Beetle (Adults) Leafhoppers Sap Beetle (Adults) Tarnished Plant Bug	2.4 - 4.3 fl. oz./A (0.028 - 0.05 lb. a.i./A)	Apply with ground or air equipment using sufficient water and application methods to ensure thorough coverage of foliage. Apply in water using a minimum of 20 gals. of finished spray per acre by ground and a minimum of 2 gals. of finished spray per acre by air.
Aphids ¹ Armyworms Corn Borers Corn Earworm Grasshoppers	3 - 4.3 fl. oz./A (0.035 - 0.05 lb. a.i./A)	Apply at minimum 3- to 5-day intervals or as needed for control.
Restrictions: <ul style="list-style-type: none"> • DO NOT apply more than 4.3 fl. oz./A of product (0.05 lb. a.i./A) per application. • DO NOT make more than 6 applications per year. • DO NOT apply more than 25.8 fl. oz./A of product (0.3 lb. a.i./A) per year. • DO NOT apply within 3 days of harvest of ears or forage or livestock grazing. 		

¹Aphid control may be variable depending on species present and host-plant relationships.**Corn (Field), Field Corn Grown for Seed, Popcorn – At-Plant Application**

Insects Controlled	Rate of Application	Method of Application
Cutworms	0.16 fl. oz. per 1,000 linear feet of row (0.002 lb. a.i. per 1,000 linear feet of row)	Apply as an in-furrow, band or T-band treatment using a minimum 4" band. Use table below to determine the Sharda Zeta-Cypermethrin 17.1% EC needs for each acre.
Row Spacings (Inches)		
		40"
		30"
		20"
Sharda Zeta-Cypermethrin 17.1% EC (lb. a.i. per acre)		0.024
Sharda Zeta-Cypermethrin 17.1% EC (fl. oz. per acre)		0.036
		0.048
		2.05
		3.08
		4.1
Restrictions: <ul style="list-style-type: none"> • DO NOT apply more than 4.3 fl. oz./A of product (0.05 lb. a.i./A) per application. • DO NOT make more than 4 applications per year. • DO NOT apply more than 17.2 fl. oz./A of product (0.2 lb. a.i./A) per year including at-plant plus foliar applications. • DO NOT apply within 7 days of harvest for grain, stover, and forage. 		

Corn (Field), Field Corn Grown for Seed, Popcorn – Foliar Use

Insects Controlled	Rate of Application	Method of Application
Cutworms	1.4 - 3 fl. oz./A (0.016 - 0.035 lb. a.i./A)	Make applications when insect populations reach economic thresholds. Refer to local Cooperative Extension Pest Management Guidelines and/or scouting results. DO NOT exceed maximum labeled rate.
Corn Earworm ¹ Green Cloverworm Meadow Spittlebug Western Bean Cutworm ¹	1.9 - 4.3 fl. oz./A (0.022 - 0.05 lb. a.i./A)	
Aphids ³ Bean Leaf Beetle Cereal Leaf Beetle	2.9 - 4.3 fl. oz./A (0.034 - 0.05 lb. a.i./A)	Apply by air or by ground equipment using sufficient water to obtain full coverage of foliage (minimum of 2 gals. of finished spray per

Corn Borer, European Corn Borer, Southwestern Corn Rootworm Beetle Flea Beetle Grasshoppers Hop Vine Borer Hornworms Japanese Beetle (Adults) Sap Beetle (Adults) Southern Corn Leaf Beetle Stalk Borer Stink Bug spp. Tobacco Budworm ² Webworms		acre by air and 10 gals. of finished spray per acre by ground). For chinch bug control, scout corn fields and make applications when bugs migrate from small grains or wild grasses to small corn. Direct spray to the base of plant. Repeat applications at 3- to 5-day intervals if needed. Sharda Zeta-Cypermethrin 17.1% EC may only suppress heavy infestations and/or subsequent migrations.
Armyworms (including Fall Armyworms) Chinch Bug	3.4 - 4.3 fl. oz./A (0.04 - 0.05 lb. a.i./A)	
Restrictions: <ul style="list-style-type: none"> • DO NOT make more than 4.3 fl. oz./A of product (0.05 lb. a.i./A) per application. • DO NOT make more than 4 applications per year. • DO NOT apply more than 17.2 fl. oz./A of product (0.2 lb. a.i./A) per year including at-planting plus foliar applications. • DO NOT apply within 7 days of harvest for grain, stover, and forage. <p>¹For control before the larva bores into the plant stalk or ear. ²See the INSECT RESISTANCE MANAGEMENT section. ³Control may be variable depending on species present and host-plant relationships.</p>		

Cottonseed Subgroup 20C:

Cottonseed; cultivars, and/or hybrid of these commodities.

Insects Controlled	Rate of Application	Method of Application
Pre-Emergent Use: Cutworms	1.4 - 2 fl. oz./A (0.016 - 0.024 lb. a.i./A)	Use Sharda Zeta-Cypermethrin 17.1% EC in the time period from 14 days prior to planting up to emergence of the crop. Apply as a broadcast spray by ground or air, banded (including T-band) or in-furrow spray using sufficient spray volume to achieve adequate coverage. Reduced volumes of water may be used with specialized equipment. Use the higher labeled rates of Sharda Zeta-Cypermethrin 17.1% EC when incorporating into the soil.
Cutworms Soybean (Banded) Thrips Tobacco Thrips	1.4 - 2 fl. oz./A (0.016 - 0.024 lb. a.i./A)	Sharda Zeta-Cypermethrin 17.1% EC may be applied in water or refined vegetable oil. When water is used, apply a minimum of 1 gallon of finished spray per acre by air or 5 gals. of finished spray with ground equipment. When applying in water by air, 1 quart of emulsified oil may be substituted for 1 quart of water in the finished spray. When using oil, use a minimum of 1 quart per acre in the finished spray.
Armyworm, Fall Armyworm, Yellowstriped Boll Weevil Cabbage Looper Corn Borer, European Cotton Bollworm Cotton Fleahopper Cotton Leaf Perforator Pink Bollworm Saltmarsh Caterpillar Stink Bugs Tarnished Plant Bug Other Plant Bugs Tobacco Budworm ¹	2.8 - 3.8 fl. oz./A (0.033 - 0.045 lb. a.i./A)	Control of lepidopteran eggs may be achieved with proper timing of applications. For boll weevil control, apply Sharda Zeta-Cypermethrin 17.1% EC at a 3- to 4-day intervals. For control of grasshoppers, make applications based on careful field scouting. DO NOT exceed maximum labeled rate.
Armyworm, Beet ² Cotton Aphid ³ Lygus Bugs Whiteflies ⁴	3 - 4.3 fl. oz./A (0.035 - 0.05 lb. a.i./A)	Make treatment decisions based on evidence of feeding damage and presence of grasshoppers in cotton. Loss of cotyledon leaves in seedling cotton must be considered more important than leaf loss in older cotton. Make applications on a broadcast basis since grasshoppers are highly mobile. Adjust rates based on populations of grasshopper found in fields.
Grasshoppers	3.2 - 4.3 fl. oz./A (0.0375 - 0.05 lb. a.i./A)	Applications must be made on a 3- to 5-day schedule until grasshopper populations are under control or until foliage loss

		subsidies. Increase application rates as grasshopper size and population density increases.
Restrictions: <ul style="list-style-type: none"> DO NOT make more than 4.3 fl. oz./A of product (0.05 lb. a.i./A) per application. DO NOT apply more than 25.8 fl. oz./A of product (0.3 lb. a.i./A) per season. DO NOT make more than 6 application per year. DO NOT graze or feed cotton for forage. DO NOT apply within 14 days of harvest. <p>¹See the INSECT RESISTANCE MANAGEMENT section.</p> <p>²For control of beet armyworms only in the high plains of Texas, Arizona, and California.</p> <p>³Aphid control may be variable depending on species present and host-plant relationships.</p> <p>⁴Aids in control.</p>		

Rapeseed Subgroup 20A

Canola; Crambe; Rapeseed; Borage; Cuphea; Echium; Flax seed; Gold of Pleasure; Hare's-Ear Mustard; Lesquerella; Lunaria; Meadowfoam; Milkweed; Mustard seed; Oil Radish; Poppy Seed; Sesame; Sweet Rocket; and cultivars, varieties, and/or hybrids of these commodities.

Insects Controlled	Rate of Application	Method of Application
Aphids Armyworms Cutworms Diamondback Moth Flea Beetle Fleahoppers Grasshopper Lepidopterous Larvae Loopers Plant Bug Seedpod Weevil Stink Bugs Thrips Whitefly	4.3 fl. oz./A (0.05 lb. a.i./A)	Apply as required by scouting. Base timing and frequency of applications on insect populations reaching locally determined economic threshold levels. DO NOT exceed maximum labeled rate. Apply by ground or air equipment using sufficient water to obtain full coverage of foliage (minimum of 10 gals. of finished spray per acre by ground and 2 gals. of finished spray per acre by air).
Restrictions: <ul style="list-style-type: none"> DO NOT make applications less than 7 days apart. DO NOT apply more than 4.3 fl. oz./A of product (0.05 lb. a.i./A) per application. DO NOT make more than 6 applications per year. DO NOT apply more than 25.8 fl. oz./A of product (0.3 lb. a.i./A) per year. DO NOT apply within 7 days of harvest. 		

Cucurbit Vegetables Crop Group 9

Chayote (fruit); Chinese Waxgourd (Chinese Preserving Melon); Citron Melon; Cucumber; Gherkin; Gourd (edible) (including hyotan, cucuzza, hechima, Chinese okra); *Momordica* spp. (includes balsam apple, balsam pear, bitter melon, Chinese cucumber); Muskmelon (hybrids and/or cultivars of *Cucumis melo*) (includes true cantaloupe, cantaloupe, casaba, crenshaw melon, golden pershaw melon, honeydew melon, honey balls, mango melon, Persian melon, pineapple melon, Santa Claus melon, and snake melon); Pumpkin; Summer Squash (includes crookneck squash, scallop squash, straightneck squash, vegetable marrow, zucchini); Winter Squash (includes butternut squash, calabaza, hubbard squash, acorn squash, and spaghetti squash); Watermelon (includes hybrids and varieties).

Insects Controlled	Rate of Application	Method of Application
Cutworm spp.	1.4 - 4.3 fl. oz./A (0.016 - 0.05 lb. a.i./A)	Apply as required by scouting. Base timing and frequency of applications on insect populations reaching locally determined economic threshold levels. DO NOT exceed maximum labeled rate.
Cabbage Looper Cucumber Beetle spp. (Adults) Leafhopper spp. Melonworm Pickleworm Rindworm Squash Bug Squash Vine Borer	3 - 4.3 fl. oz./A (0.035 - 0.05 lb. a.i./A)	
Aphid spp. ^{1,2} Armyworm, Beet ^{1,2} Corn Earworm Leafminer ¹	3.4 - 4.3 fl. oz./A (0.04 - 0.05 lb. a.i./A)	Apply by ground or air equipment using sufficient water to obtain full coverage of foliage (minimum of 10 gals. of finished spray per acre by ground and 2 gals. of finished spray per acre by air).

Plant Bug spp. Stink Bug spp.	
Restrictions: <ul style="list-style-type: none"> DO NOT make applications less than 7 days apart. DO NOT apply more than 4.3 fl. oz./A of product (0.05 lb. a.i./A) per application. DO NOT make more than 6 applications per year. DO NOT apply more than 25.8 fl. oz./A of product (0.3 lb. a.i./A) per year. DO NOT apply within 1 day of harvest. <p>¹Aids in control.</p> <p>²See the INSECT RESISTANCE MANAGEMENT section.</p>	

Fruiting Vegetables Crop Group 8-10

African Eggplant; Bush Tomato; Cocona; Currant Tomato; Eggplant; Garden Huckleberry; Goji Berry; Groundcherry (*Physalis* spp.); Martynia; Naranjilla; Okra; Pea Eggplant; Pepino (Melon pear); Pepper (Bell and Non-bell); Roselle; Scarlet Eggplant; Sunberry; Tomatillo; Tomato; Tree Tomato; and cultivars, varieties, and/or hybrids of these commodities.

Insects Controlled	Rate of Application	Method of Application
Armyworm, Southern Armyworm, True Armyworm, Yellowstriped Celery Leaf Tier Colorado Potato Beetle Corn Borer, European Corn Borer, Southwestern Corn Earworm Cucumber Beetle Cutworm spp. Flea Beetle Garden Webworm Green Stink Bug Hornworms Leafminers (Adults) Leafhopper spp. Meadow Spittlebug Pepper Maggot (Adults) Pepper Weevil Plant Bug spp. Tobacco Budworm ² Tomato Fruitworm Tomato Pinworm	2.4 - 4.3 fl. oz./A (0.028 - 0.05 lb. a.i./A)	Apply as required by scouting. Base timing and frequency of applications on insect populations reaching locally determined economic thresholds. DO NOT exceed maximum labeled rate. Apply by ground or air equipment using sufficient water to obtain full coverage of foliage (minimum of 10 gals. of finished spray per acre by ground and 2 gals. of finished spray per acre by air).
Aphid spp. ^{2,3} Armyworm, Beet ² Armyworm, Fall Brown Stink Bug Cabbage Looper Grasshoppers Lygus Bugs Thrips spp. ^{1,2} Tomato Psyllid Whitefly spp. ^{1,2}	3.4 - 4.3 fl. oz./A (0.04 - 0.05 lb. a.i./A)	

Restrictions: <ul style="list-style-type: none"> DO NOT make applications less than 7 days apart. DO NOT apply more than 4.3 fl. oz./A of product (0.05 lb. a.i./A) per application. DO NOT make more than 6 applications per year. DO NOT apply more than 25.8 fl. oz./A of product (0.3 lb. a.i./A) per year. DO NOT apply within 1 day of harvest. <p>¹Aids in control.</p> <p>²See the INSECT RESISTANCE MANAGEMENT section.</p> <p>³Aphid control may be variable depending on species present and host-plant relationships.</p>		
--	--	--

Small Fruit Vine Climbing (except fuzzy kiwifruit) Subgroup 13-07F

Amur River Grape; Gooseberry; Grape; Kiwifruit, Hardy: Maypop; Schisandra Berry; cultivars, varieties, and/or hybrids of these

commodities.

Insects Controlled	Rate of Application	Method of Application
Asian Lady Bird Beetle Lady Bird Beetle Cutworm spp.	2.15 - 4.3 fl. oz./A (0.025 - 0.05 lb. a.i./A)	Apply as required by scouting. Base timing and frequency of applications on insect populations reaching locally determined economic threshold levels. DO NOT exceed maximum labeled rate.
Eastern Grape Leafhopper Grape Berry Moth Japanese Beetle (Adults) Spotted Wing Drosophila Variegated Leafhopper Vinegar Flies (Adults) Western Grape Leafhopper	4.3 fl. oz./A (0.05 lb. a.i./A)	Apply by ground or air equipment using sufficient water to obtain full coverage of foliage (minimum of 10 gals. of finished spray per acre by ground and 2 gals. of finished spray per acre by air).
Restrictions: <ul style="list-style-type: none"> DO NOT make applications less than 7 days apart. DO NOT apply more than 4.3 fl. oz./A of product (0.05 fl. oz./A) per application. DO NOT make more than 6 applications per year. DO NOT apply more than 25.8 fl. oz./A of product (0.3 lb. a.i./A) per year. DO NOT apply within 1 day of harvest. 		

Grass Forage, Fodder, and Hay Group and Grass Grown for Seed and Pasture and Rangeland Bahiagrass, Barnyardgrass, Bentgrass, Bermudagrass, Kentucky Bluegrass, Big Bluestem, Smooth Brome grass, Buffalograss, Reed Canarygrass, Centipedegrass, Crabgrass, Cupgrass, Dallisgrass, Sand Dropseed, Kentucky Fescue, Meadow Foxtail, Eastern Gramagrass, Side-Oats Grama, Guinea Grass, Indian Grass, Johnsongrass, Lovegrass, Napiergrass, Oatgrass, Orchardgrass, Pangolagrass, Paspalum, Redtop, Italian Ryegrass, St. Augustine Grass, Sprangletop, Squirreltailgrass, Stargrass, Switchgrass, Timothy, Crested Wheatgrass, Wildrye Grass and Zoysia Grass. Also included are Sudangrass and Sorghum Forages and their hybrids.

Insects Controlled	Rate of Application	Method of Application
Alfalfa Caterpillar Alfalfa Looper Alfalfa Weevil Blue Alfalfa Aphid ¹ Cutworms Egyptian Alfalfa Weevil (Larvae and Adults) Flea Beetles Green Cloverworm Green Peach Aphid ¹ Hornworms Meadow Spittlebug Pea Aphid ¹ Potato Leafhopper Spotted Alfalfa Aphid ¹ Threecornered Alfalfa Hopper Velvetbean Caterpillar Webworms	2.4 - 4.3 fl. oz./A (0.028 - 0.05 lb. a.i./A)	Apply as insects appear in sufficient volume of water to ensure thorough coverage of foliage. Use higher labeled rate for increased pest pressure or for increased residual pest control. DO NOT exceed maximum labeled rate. Apply in a minimum of 2 gals. of finished spray per acre by aerial equipment or 10 gals. of finished spray per acre by ground equipment. ULV oil spray application is prohibited. Higher volumes of finished spray may improve insect control under high temperatures, when foliage is dense and/or when insect pressure is high.
Armyworms Cereal Leaf Beetle Chinch Bug Grass Mealybug Grasshoppers Plant Bugs (including <i>Lygus</i> spp. and Stink Bugs)	3 - 4.3 fl. oz./A (0.035 - 0.05 lb. a.i./A)	

Restrictions:

- DO NOT** make applications less than 7 days apart for forage and hay; not less than 17 days for straw and seed screenings.
- DO NOT** spray livestock. Allow application to dry before letting livestock graze on treated area.
- DO NOT** apply more than 4.3 fl. oz./A of product (0.05 lb. a.i./A) per cutting.
- For hay, **DO NOT** make more than 4 applications per year.
- For hay, **DO NOT** apply more than 17.2 fl. oz./A of product (0.2 lb. a.i./A) per year.
- For forage, straw, and seed screenings, **DO NOT** make more than 5 applications per year.
- For forage, straw, and seed screenings, **DO NOT** apply more than 21.5 fl. oz./A of product (0.25 lb. a.i./A) per year.
- Applications may be made up to harvest for forage and hay; within 7 days of harvest for straw and seed screenings.

¹Aphid control may be variable depending on species present and host-plant relationships.

Insects Controlled	Rate of Application	Method of Application
Corn Earworm Cucumber Beetles Cutworm Diamondback Moth ¹ Flea Beetles Imported Cabbageworm Leafhoppers Saltmarsh Caterpillar Southern Cabbageworm Tobacco Budworm ¹	2.4 - 4.3 fl. oz./A (0.028 - 0.05 lb. a.i./A)	Apply in water as necessary for insect control using a minimum of 15 gals. of finished spray per acre with ground equipment and 5 gals. of finished spray per acre by air. Use lower rates of Sharda Zeta-Cypermethrin 17.1% EC under light to moderate insect pressure. Use higher labeled rates to control heavy to extremely heavy insect populations.
Alfalfa Looper Aphids ² Armyworms Cabbage Looper Cabbage Webworm Crickets Grasshoppers Ground Beetles Leafminers (Adults) Lygus Bugs Onion Thrips Stink Bugs Whiteflies ³ Wireworm (Adults)	3.4 - 4.3 fl. oz./A (0.04 - 0.05 lb. a.i./A)	In areas where arid climatic conditions persist, including California and Arizona, higher labeled rates may be required.
Restrictions: <ul style="list-style-type: none"> DO NOT make applications less than 7 days apart. DO NOT apply more than 4.3 fl. oz./A of product (0.05 fl. oz./A) per application. DO NOT make more than 6 applications per year. DO NOT apply more than 25.8 fl. oz./A of product (0.3 lb. a.i./A) per year. DO NOT apply within 1 day of harvest. <p>¹See the INSECT RESISTANCE MANAGEMENT section.</p> <p>²Aphid control may be variable depending on species present and host-plant relationships.</p> <p>³Aids in control.</p>		

Leafy Petiole Vegetables Crop Subgroup 22B

Cardoon; Celery; Celery, Chinese; Fuki; Rhubarb; Udo; Zuiki; cultivars, varieties, and hybrids of these commodities.

Insects Controlled	Rate of Application	Method of Application
Corn Earworm Cucumber Beetles Cutworms Diamondback Moth Flea Beetles Imported Cabbageworm Leafhoppers Saltmarsh Caterpillar Tobacco Budworm ² Aphid spp. ^{2,3} Whitefly spp. ^{1,2}	2.4 - 4.3 fl. oz./A (0.028 - 0.05 lb. a.i./A)	Apply in water as necessary for insect control using a minimum of 10 gals. of finished spray per acre with ground equipment and 5 gals. of finished spray per acre by air. Use lower rates of Sharda Zeta-Cypermethrin 17.1% EC under light to moderate insect pressure. Use higher labeled rates to control heavy to extremely heavy insect populations.
Armyworms Ground Beetles Crickets Loopers Lygus Bugs Onion Thrips Stink Bugs Wireworm (Adults)	3.4 - 4.3 fl. oz./A (0.04 - 0.05 lb. a.i./A)	In areas where arid climatic conditions persist, including California and Arizona, higher labeled rates may be required.
Restrictions: <ul style="list-style-type: none"> DO NOT make applications less than 7 days apart. DO NOT apply more than 4.3 fl. oz./A of product (0.05 lb. a.i./A) per application. DO NOT make more than 6 applications per year. DO NOT apply more than 25.8 fl. oz./A of product (0.3 lb. a.i./A) per year. DO NOT make applications within 1 day of harvest. 		

¹Aids in control.²See the **INSECT RESISTANCE MANAGEMENT** section.³Aphid control may be variable depending on species present and host-plant relationships.**Leafy Greens Crop Subgroup 4-16A**

Chinese Amaranth; Leafy Amaranth; Aster, Indian; Blackjack; Cat's Whiskers; Cham-chwi; Cham-na-mul; Chervil, Fresh Leaves; Chipilin; Chrysanthemum, Garland; Cilantro, Fresh Leaves; Corn Salad; Cosmos; Dandelion, leaves; Dang-gwi, leaves; Dillweed; Dock; Dol-nam-mul; Ebolo; Endive; Escarole; Flameflower; Feather Cockscomb; Good King Henry; Huauzontle; Jute, Leaves; Lettuce, Bitter; Lettuce, Head and Leaf; Orach; Parsley, Fresh Leaves; Plantain, Buckhorn; Primrose, English; Purslane, Garden; Purslane, Winter; Radicchio; Spinach; Spinach Malabar; Spinach, New Zealand; Spinach, Tanier; Swiss Chard; Violet, Chinese, leaves; and cultivars, varieties, and hybrids of these commodities.

Insects Controlled	Rate of Application	Method of Application
Aphid spp. ^{2,3} Corn Earworm Cucumber Beetles Cutworms Diamondback Moth Flea Beetles Imported Cabbageworm Leafhoppers Saltmarsh Caterpillar Tobacco Budworm ² Whitefly spp. ^{1,2}	2.4 - 4.3 fl. oz./A (0.028 - 0.05 lb. a.i./A)	Apply in water as necessary for insect control using a minimum of 10 gals. of finished spray per acre with ground equipment and 5 gals. of finished spray per acre by air. Use lower rates of Sharda Zeta-Cypermethrin 17.1% EC on under light to moderate insect pressure. Use higher labeled rates to control heavy to extremely heavy insect populations.
Armyworms Crickets Ground Beetles Loopers Lygus Bugs Onion Thrips Stink Bugs Wireworm (Adults)	3.4 - 4.3 fl. oz./A (0.04 - 0.05 lb. a.i./A)	In areas where arid climatic conditions persist, including California and Arizona, higher labeled rates may be required.

Restrictions:

- **DO NOT** make applications less than 7 days apart.
- **DO NOT** apply more than 4.3 fl. oz./A of product (0.05 lb. a.i./A) per application.
- **DO NOT** make more than 6 applications per year.
- **DO NOT** apply more than 25.8 fl. oz./A of product (0.3 lb. a.i./A) per year.
- **DO NOT** make applications within 1 day of harvest.

¹Aids in control.²See the **INSECT RESISTANCE MANAGEMENT** section.³Aphid control may be variable depending on species present and host-plant relationships.**Legume Vegetables – At-Plant Application****Dried (except Soybeans)**

African Yam-Bean; American Potato Bean; Bean (*Lupinus* spp.; includes Andean Lupin; Blue Lupin; Grain Lupin; Sweet Lupin; White Lupin; White Sweet Lupin; Yellow Lupin); Bean (*Phaseolus* spp.; includes Black Bean; Cranberry Bean; Dry Bean; Field Bean; French Bean; Garden Bean; Great Northern Bean; Green Bean; Kidney Bean; Lima Bean; Navy Bean; Pink Bean; Pinto Bean; Red Bean; Scarlett Runner Bean; Tepary Bean; Yellow Bean); Bean (*Vigna* spp.; includes Adzuki Bean; Blackeyed Pea; Asparagus Bean; Catjang Bean; Chinese longbean; Cowpea; Crowder Pea; Mung Bean; Moth Bean; Rice Bean; Southern Pea; Urd Bean; Yardlong Bean; Broad Bean; Guar Bean; Goa Bean; Horse Gram; Jackbean; Lablab Bean; Morama Bean; Sword Bean; Winged Pea; Velvet Bean; Vegetable Soybean; cultivars, varieties, and/or hybrids of these commodities.

Dried Shelled Pea and Bean (except Soybeans), Dried cultivars of bean (*Lupinus* spp.)

Pea (*Pisum* spp.; includes Field Pea, Dry Pea, Green Pea, Garden pea); Chickpea; Lentil; Grass-Pea; Pigeon Pea; cultivars, varieties, and/or hybrids of these commodities.

Insects Controlled	Rate of Application	Method of Application
Cutworm spp. White Grub Wireworm spp.	4.3 fl. oz./A (0.05 lb. a.i./A)	For cutworm spp., apply at planting on the soil surface in a 5 - 7-inch band in a minimum of 2 - 7 gals. of finished spray per acre or broadcast in a minimum of 10 gals. of finished spray per acre. For white grubs and wireworms, apply in-furrow or in a 3 - 4 inch T-Band (band over the open furrow) at planting in a minimum of 2 - 7

		gals. of finished spray per acre.
Restrictions: <ul style="list-style-type: none"> DO NOT apply more than 4.3 fl. oz./A of product (0.05 lb. a.i./A) per application. DO NOT make more than 6 applications per year. DO NOT apply more than 25.8 fl. oz./A of product (0.3 lb. a.i./A) per year including at-plant plus foliar applications. DO NOT apply within 21 days of harvest for dried shelled peas or beans. 		
Row Spacing (Inches)	Fl. oz./1,000 linear feet	Lb. a.i./1,000 linear feet
30	0.247	0.0027
20	0.164	0.0019
15	0.123	0.0014

Legume Vegetables – Foliar Use

Edible-Podded Beans

Bean (*Phaseolus* spp.; includes French Bean; Garden Bean; Green Bean; Scarlett Runner Bean; Snap Bean; Kidney Bean; Navy Bean; Wax Bean); Bean (*Vigna* spp.; includes Asparagus Bean; Catjang Bean; Chinese Longbean; Cowpea; Moth Bean; Mung Bean; Rice Bean; Urd Bean; Yardlong Bean); Goa Bean; Guar Bean; Jackbean; Lablab Bean; Vegetable Soybean; Sword Bean; Winged Pea; Velvet Bean; cultivars, varieties, and/or hybrids of these commodities.

Edible-Podded Peas

Pea (*Pisum* spp.; includes Dwarf Pea, Edible Podded Pea, Green Pea, Snap Pea, Snow Pea, Sugar Snap Pea); Grass-Pea; Lentil; Pigeon Pea; Chickpea; cultivars, varieties, and/or hybrids of these commodities.

Succulent Shelled Beans

Bean (*Phaseolus* spp.; includes Lima Bean; Scarlett Runner Bean; Wax Bean); Bean (*Vigna* spp.; includes Blackeyed Pea; Moth Bean; Catjang Bean; Cowpea; Crowder Pea; Southern Pea); Bean (*Lupinus* spp.; includes Andean Lupin; Blue Lupin; Grain Lupin; Sweet Lupin; White Lupin; White Sweet Lupin; Yellow Lupin); Broad Bean; Jackbean; Goa Bean; Lablab Bean; Vegetable Soybean; Velvet Bean; cultivars, varieties, and/or hybrids of these commodities.

Succulent Shelled Peas

Chickpea; Pea (*Pisum* spp.; includes English Pea, Garden Pea, Green Pea); Pigeon Pea; Lentil; cultivars, varieties, and/or hybrids of these commodities.

Dried Shelled Beans (except Soybean)

African Yam-Bean; American Potato Bean; Bean (*Lupinus* spp.; includes Andean Lupin; Blue Lupin; Grain Lupin; Sweet Lupin; White Lupin; White Sweet Lupin; Yellow Lupin); Bean (*Phaseolus* spp.; includes Black Bean; Cranberry Bean; Dry Bean; Field Bean; French Bean; Garden Bean; Great Northern Bean; Green Bean; Kidney Bean; Lima Bean; Navy Bean; Pink Bean; Pinto Bean; Red Bean; Scarlett Runner Bean; Tepary Bean; Yellow Bean); Bean (*Vigna* spp.; includes Adzuki Bean; Blackeyed Pea; Asparagus Bean; Catjang Bean; Chinese Longbean; Cowpea; Crowder Pea; Mung Bean; Moth Bean; Rice Bean; Southern Pea; Urd Bean; Yardlong Bean); Broad Bean; Guar Bean; Goa Bean; Horse Gram; Jackbean; Lablab Bean; Morama Bean; Sword Bean; Winged Pea; Velvet Bean; Vegetable Soybean; cultivars, varieties, and/or hybrids of these commodities.

Dried Shelled Peas

Pea (*Pisum* spp.; includes Field Pea, Dry Pea, Green Pea, Garden Pea); Chickpea; Lentil; Grass-Pea; Pigeon Pea; cultivars, varieties, and/or hybrids of these commodities.

Insects Controlled	Rate of Application	Method of Application
Cutworm spp. Saltmarsh Caterpillar Silverspotted Skipper Thistle Caterpillar (Painted Lady)	1.4 - 4.3 fl. oz./A (0.016 - 0.05 lb. a.i./A)	Apply as required by scouting, usually at intervals of 5 or more days. Base timing and frequency of applications on insect populations reaching locally determined economic thresholds. DO NOT exceed maximum labeled rate.
Alfalfa Caterpillar Armyworm, Southern Armyworm, True Armyworm, Yellowstriped Bean Leaf Beetle Blister Beetle spp. Colorado Potato Beetle Corn Borer, European Corn Borer, Southwestern Corn Earworm Corn Rootworm Beetle (Adults) Cowpea Curculio Cucumber Beetle	3 - 4.3 fl. oz./A (0.035 - 0.05 lb. a.i./A)	Apply by ground or air equipment using sufficient water to obtain full coverage of foliage (minimum of 10 gals. of finished spray per acre by ground and 2 gals. of finished spray per acre by air).

Flea Beetle Green Cloverworm Ground Beetles Imported Cabbageworm Japanese Beetle Leaf Skeletonizer spp. Leafhopper spp. Leafminers (Adults) Mexican Bean Beetle Pea Leaf Weevil Pea Weevil Plant Bug spp. Potato Leafhopper Seedcorn Beetle Seedcorn Maggot (Adults) Spittlebug Threecornered Alfalfa Hopper Tobacco Budworm ² Velvetbean Caterpillar Webworm spp. Woolly Bear Caterpillar		
Aphid spp. ^{2,3} Armyworm, Beet ² Armyworm, Fall Grasshoppers Lesser Cornstalk Borer ¹ Looper spp. ² Stink Bug spp. Thrips spp. ^{1,2} Whitefly spp. ^{1,2}	3.4 - 4.3 fl. oz./A (0.04 - 0.05 lb. a.i./A)	
Restrictions: <ul style="list-style-type: none"> DO NOT make applications less than 5 days apart. DO NOT apply more than 4.3 fl. oz./A of product (0.05 lb. a.i./A) per application. DO NOT make more than 6 applications per year. DO NOT apply more than 25.8 fl. oz./A of product (0.3 lb. a.i./A) per year including at-plant plus foliar applications. DO NOT apply within 1 day of harvest for succulent shelled or edible-podded peas or beans; within 21 days for dried shelled peas or beans. <p>¹Aids in control.</p> <p>²See the INSECT RESISTANCE MANAGEMENT section.</p> <p>³Aphid control may be variable depending on species present and host-plant relationships.</p>		

Peanut

Insects Controlled	Rate of Application	Method of Application
Cutworm spp. Green Cloverworm Velvetbean Caterpillar Red-Necked Peanut Worm	1.4 - 4.3 fl. oz./A (0.016 - 0.05 lb. a.i./A)	Apply as required by scouting. Base timing and frequency of applications on insect populations reaching locally determined economic threshold levels. DO NOT exceed maximum labeled rate.
Bean Leaf Beetle Leafhopper spp. Southern Corn Rootworm (Adults) Vegetable Weevil Whitefringed Beetle (Adults)	1.9 - 4.3 fl. oz./A (0.022 - 0.05 lb. a.i./A)	Apply by ground or air equipment using sufficient water to obtain full coverage of foliage (minimum of 10 gals. of finished spray per acre by ground and 2 gals. of finished spray per acre by air).
Aphid spp. ^{1,2} Armyworm, Beet ^{1,2} Armyworm, Fall ^{1,2} Corn Earworm Grasshopper spp. Lesser Cornstalk Borer ^{1,2} Soybean Looper ^{1,2} Stink Bug spp. ^{1,2} Tobacco Thrips ²	3.4 - 4.3 fl. oz./A (0.04 - 0.05 lb. a.i./A)	
Restrictions:		

- **DO NOT** make applications less than 14 days apart.
- **DO NOT** apply more than 4.3 fl. oz./A of product (0.05 lb. a.i./A) per application.
- **DO NOT** make more than 6 applications per year.
- **DO NOT** apply more than 25.8 fl. oz./A of product (0.3 lb. a.i./A) per year.
- **DO NOT** graze livestock in treated areas.
- **DO NOT** use treated vines or hay for animal feed.
- **DO NOT** apply within 7 days of harvest.

¹Aids in control.

²See the **INSECT RESISTANCE MANAGEMENT** section.

Pome Fruit Crop Group 11-10

Apple; Azarole; Crabapple; Loquat; Mayhaw; Medlar; Pear; Asian Pear; Quince; Chinese Quince; Japanese Quince; Tejocote; and cultivars, varieties, and/or hybrids of these commodities.

Insects Controlled	Rate of Application	Method of Application
Apple Maggot Codling Moth European Apple Sawfly Green Fruitworm Japanese Beetle Lesser Appleworm Oblique Banded Leafroller Oriental Fruit Moth Pandemis Leafroller Pear Psylla Plum Curculio Potato Leafhopper Redbanded Leafroller Rosy Apple Aphid Spirea Aphid Spotted Tentiform Leafminer Stink Bugs Tarnished Plant Bug Tufted Apple Bud Moth Variegated Leafroller White Apple Leafhopper	1.4 - 4.3 fl. oz./A (0.016 - 0.05 lb. a.i./A)	Begin applications at delayed dormant through first cover as common to the production areas and the target pest species. Apply in a full season spray program. Apply as required by scouting. Base timing and frequency of applications on insect populations reaching locally determined economic threshold levels. DO NOT exceed maximum labeled rate. Apply by ground or air equipment using sufficient water to obtain full coverage of foliage (for ground application use a minimum of 20 gals. per acre for concentrate spray or a minimum of 100 gals. per acre for dilute spray; for air application use a minimum of 10 gals. of finished spray per acre). Avoid applications when honeybees are actively foraging by applying during the early morning or evening hours.

Restrictions:

- **DO NOT** make applications less than 7 days apart.
- **DO NOT** apply more than 4.3 fl. oz./A of product (0.05 lb. a.i./A) per application.
- **DO NOT** make more than 6 applications per year.
- **DO NOT** apply more than 25.8 fl. oz./A of product (0.3 lb. a.i./A) per year.
- **DO NOT** apply as a ULV spray.
- **DO NOT** feed or allow livestock to graze on cover crops from treated orchards.
- **DO NOT** apply within 14 days of harvest.

Rice and Wild Rice

Insects Controlled	Rate of Application	Method of Application
Armyworm, Fall Armyworm, True Armyworm, Yellowstriped Grasshoppers Green Bug Leafhopper spp. Mexican Rice Borer[*] Oat Birdcherry Aphid ¹ Rice Stalk Borer Rice Water Weevil (Adults) Sugarcane Borer[*] Wild Rice Worm	3.4 - 4.3 fl. oz./A (0.04 - 0.05 lb. a.i./A)	Apply as needed based on pest thresholds determined by scouting practices. Refer to Extension Scouting guidelines for scouting techniques, pest thresholds and treatment timing and treatment intervals. Determine the need for repeat applications, usually at intervals of 7 days, by scouting. DO NOT exceed maximum labeled rate. Sharda Zeta-Cypermethrin 17.1% EC can be safely applied in conjunction with approved rice herbicides. Apply by air or ground equipment using sufficient water to obtain full coverage of foliage. When applying by air, apply in a minimum of 5 gals. of water per acre. For increased control, crop oil concentrate at 16 fl. oz. per acre may be used.
Chinch Bug Rice Stink Bug	2.8 - 4.3 fl. oz./A (0.033 - 0.05 lb. a.i./A)	For control of rice water weevil in dry seeded rice, make a foliar

		<p>application as indicated by scouting for the presence of adults and/or feeding scars, usually within a time-frame of 0 - 5 days after permanent flood establishment. DO NOT exceed 10 days from starting permanent flood until insecticide application unless scouting indicates adult weevils are not present.</p> <p>Adults may also be treated at later stages of rice development to reduce overwintering populations.</p> <p>For control of rice water weevil in water seeded rice, make the first application after flooding when scouting indicates the presence of adults and/or feeding scars. Begin application when rice has emerged 0.5 inch above the waterline. Under conditions of prolonged migration into the field, start field scouting for rice water weevil adults and/or feeding scars 3 - 5 days after the initial treatment and, if needed, apply a second application within 7 - 10 days of the first application. Adults may also be treated at later stages of rice development to reduce overwintering populations.</p> <p>Green bug is known to have many biotypes. Sharda Zeta-Cypermethrin 17.1% EC may only provide suppression. If satisfactory control is not achieved with the first application of Sharda Zeta-Cypermethrin 17.1% EC, a resistant biotype may be present. Use alternate chemistry for control.</p>
--	--	--

Restrictions:

- **DO NOT** make applications less than 7 days apart.
- **DO NOT** release floodwater within 7 days of an application.
- **DO NOT** apply more than 4.3 fl. oz./A of product (0.05 lb. a.i./A) per application.
- **DO NOT** make more than 4 applications per year.
- **DO NOT** apply more than 17.2 fl. oz./A of product (0.2 lb. a.i./A) (1 pint) per year.
- **DO NOT** use treated rice field for the aquaculture of edible fish and crustacea.
- **DO NOT** apply as an ultra-low volume (ULV) spray.
- **DO NOT** apply within 14 days of harvest.

¹Aphid control may be variable depending on species present and host-plant relationships.

[*Not registered for use by California.]

Root and Tuber Vegetables Crop Group 1 (except Sugar Beet)

Arracacha; Arrowroot; Artichoke (Chinese and Jerusalem); Garden Beet; Edible Burdock; Edible Canna; Carrot; Cassava (Bitter and Sweet); Celery (Celery Root); Chayote (Root); Turnip-Rooted Chervil; Chicory; Chufa; Dasheen (Taro); Ginger; Ginseng; Horseradish; Leren; Turnip-Rooted Parsley; Parsnip; Potato; Oriental Radish (Daikon); Radish; Rutabaga; Salsify (Oyster Plant); Black Salsify; Spanish Salsify; Skirret; Sweet Potato; Tanier (Cocoyam); Turmeric; Turnip; Yam Bean; and Yam (True).

Insects Controlled	Rate of Application	Method of Application
Cutworm spp.	1.4 - 4.3 fl. oz./A (0.016 - 0.05 lb. a.i./A)	Apply as required by scouting. Timing and frequency of applications must be based upon insect populations reaching locally determined economic thresholds levels. DO NOT exceed maximum labeled rate.
Cabbage Looper Cucumber Beetle European Corn Borer Flea Beetle spp. Leafhopper spp. Southern Corn Rootworm (Adults) Vegetable Weevil Whitefringed Beetle (Adults)	1.9 - 4.3 fl. oz./A (0.022 - 0.05 lb. a.i./A)	
Aphid spp. ^{1,2} Armyworm, Beet ^{1,2} Armyworm, Yellowstriped Cabbage Maggot Colorado Potato Beetle ² Grasshopper spp. Imported Cabbageworm Potato Leafhopper Tarnished Plant Bug	3.4 - 4.3 fl. oz./A (0.04 - 0.05 lb. a.i./A)	Apply by ground or air equipment using sufficient water to obtain full coverage of foliage (minimum of 10 gals. of finished spray per acre by ground and 2 gals. of finished spray per acre by air).

Restrictions:

- **DO NOT** make applications less than 4 days apart.
- **DO NOT** apply more than 4.3 fl. oz./A of product (0.05 lb. a.i./A) per application.
- **DO NOT** make more than 6 applications per year.
- **DO NOT** apply more than 25.8 fl. oz./A of product (0.3 lb. a.i./A) per year.
- Leaves of Root and Tuber Vegetables cannot be used for food or feed.
- **DO NOT** apply within 1 day of harvest.

¹Aids in control.²See the **INSECT RESISTANCE MANAGEMENT** section.**Safflower**

Insects Controlled	Rate of Application	Method of Application
Cutworms <i>Lygus</i> spp.	4.3 fl. oz./A (0.05 lb. a.i./A)	Apply as needed based on pest thresholds determined by scouting practices. Refer to Extension Scouting guidelines for scouting techniques, pest thresholds and treatment timing and treatment intervals. Determine the need for repeat applications, at a minimum of 14-day intervals, by scouting. DO NOT exceed maximum labeled rate. Apply with ground or air equipment using sufficient water and application methods to insure thorough coverage of foliage. Apply in water using a minimum of 2 gals. of finished spray per acre.

Restrictions:

- **DO NOT** apply more than 4.3 fl. oz./A of product (0.05 lb. a.i./A) per application.
- **DO NOT** make more than 3 applications per year.
- **DO NOT** apply more than 12.9 fl. oz./A of product (0.15 lb. a.i./A) per year.
- **DO NOT** apply within 14 days of harvest.

Sod Farms

Bahiagrass, Barnyardgrass, Bentgrass, Bermudagrass, Kentucky Bluegrass, Big Bluestem, Smooth Bromegrass, Buffalograss, Reed Canarygrass, Centipedegrass, Crabgrass, Cupgrass, Dallisgrass, Sand Dropseed, Kentucky Fescue, Meadow Foxtail, Eastern Gramagrass, Side-Oats Grama, Guinea Grass, Indian Grass, Johnsongrass, Lovegrass, Napiergrass, Oatgrass, Orchardgrass, Pangolagrass, Paspalum, Redtop, Italian Ryegrass, St. Augustine Grass, Sprangletop, Squirreltailgrass, Stargrass, Switchgrass, Timothy, Crested Wheatgrass, Wildrye Grass and Zoysia Grass. Also included are Sudangrass and Sorghum Forages and their hybrids.

Insects Controlled	Rate of Application	Method of Application
Alfalfa Caterpillar Alfalfa Looper Alfalfa Weevil Ant spp. Blue Alfalfa Aphid ¹ Cutworm spp. Egyptian Alfalfa Weevil Flea Beetle spp. Green Cloverworm Green Peach Aphid ¹ Hornworm spp. Meadow Spittlebug Pea Aphid ¹ Potato Leafhopper Spotted Alfalfa Aphid ¹ Threecornered Alfalfa Hopper Velvetbean Caterpillar Webworm spp.	2.4 - 4.3 fl. oz./A (0.028 - 0.05 lb. a.i./A)	Apply as insects appear in sufficient volume of water to ensure thorough coverage of foliage. Use higher labeled rate for increased pest pressure or for increased residual pest control. DO NOT exceed maximum labeled rate. Apply in a minimum of 2 gals. of finished spray per acre by aerial equipment or 10 gals. of finished spray per acre by ground equipment. ULV oil spray application is prohibited. Higher volumes of finished spray may improve insect control under high temperatures, when foliage is dense and/or when insect pressure is high.
Armyworm, Southern Armyworm, True Armyworm, Yellowstriped Cereal Leaf Beetle Chinch Bug Grass Mealybug Grasshopper spp. Plant Bug spp. Stink Bug spp.	3 - 4.3 fl. oz./A (0.035 - 0.05 lb. a.i./A)	
Armyworm, Fall	3.4 - 4.3 fl. oz./A (0.04 - 0.05 lb. a.i./A)	

Restrictions:

- **DO NOT** apply more than 4.3 fl. oz./A of product (0.05 lb. a.i./A) per application.
- **DO NOT** make more than 5 applications per year.
- **DO NOT** apply more than 21.5 fl. oz./A of product (0.25 lb. a.i./A) per year.
- Applications may be made up to harvest.

¹Aphid control may be variable depending on species present and host-plant relationships.

Sorghum (Grain) and Millet

Insects Controlled	Rate of Application	Method of Application
Cutworm spp. Sorghum Midge	1.4 - 4.3 fl. oz./A (0.016 - 0.05 lb. a.i./A)	Apply as required by scouting. Base timing and frequency of applications on insect populations reaching locally determined economic thresholds. DO NOT exceed maximum allowable rate.
Armyworm, Fall Armyworm, Southern Armyworm, True Armyworm, Yellowstriped Corn Borer, European ¹ Corn Borer, Southwestern ¹ Corn Earworm Flea Beetle spp. Hornworms Stink Bug spp. Webworm spp.	1.9 - 4.3 fl. oz./A (0.022 - 0.05 lb. a.i./A)	
Aphid spp. ^{2,3} Armyworm, Beet ³ Chinch Bug False Chinch Bug Grasshopper spp. Lesser Cornstalk Borer ¹ Thrips spp. ^{3,4} Whitefly spp. ^{3,4}	3.4 - 4.3 fl. oz./A (0.04 - 0.05 lb. a.i./A)	Apply by ground or air equipment using sufficient water to obtain full coverage of foliage (minimum of 10 gals. of finished spray per acre by ground and 2 gals. of finished spray per acre by air). The addition of 1 - 2 qts. of emulsified oil per acre to the spray solution may improve spray deposition and insect control. For sorghum midge control, begin applications when 25% of the sorghum heads have emerged and are in tip bloom. Repeat applications at 10-day intervals if needed. For chinch bug control, begin applications when bugs migrate from small grains or grass weeds to small sorghum. Direct spray to the base of plants with sufficient spray volume to penetrate the soil/stem interface, leaf collars, and sheaths.

Restrictions:

- **DO NOT** make applications less than 10 days apart.
- **DO NOT** apply more than 4.3 fl. oz./A of product (0.05 lb. a.i./A) per application.
- **DO NOT** make more than 5 applications per year.
- **DO NOT** apply more than 21.5 fl. oz./A of product (0.25 lb. a.i./A) per year.
- **DO NOT** apply within 14 days of harvest for grain and stover; within 45 days of harvest for forage.

¹For control before the larva bores into the plant stalk.

²Aphid control may be variable depending on species present and host-plant relationships.

³See the **INSECT RESISTANCE MANAGEMENT** section.

⁴Aids in control.

Soybeans

Insects Controlled	Rate of Application	Method of Application
Cutworm spp. Painted Lady (Thistle) Caterpillar Saltmarsh Caterpillar Silverspotted Skipper	1.4 - 4.3 fl. oz./A (0.016 - 0.05 lb. a.i./A)	Apply as required by scouting. Base timing and frequency of applications must be based upon insect populations reaching locally determined economic thresholds. DO NOT exceed maximum labeled rate.
Alfalfa Caterpillar Armyworm, Southern Armyworm, True Armyworm, Yellowstriped Bean Leaf Beetle ¹ Blister Beetle spp. Colorado Potato Beetle Corn Borer, European Corn Earworm Corn Rootworm Beetle (Adults) Cowpea Curculio Cucumber Beetle European Corn Borer Flea Beetle	3 - 4.3 fl. oz./A (0.035 - 0.05 lb. a.i./A)	

Green Cloverworm Hornworms Imported Cabbageworm Japanese Beetle Leaf Skeletonizer spp. Leafhopper spp. Leafminers (Adults) Mexican Bean Beetle Pea Leaf Weevil Plant Bug spp. Potato Leafhopper Seedcorn Maggot (Adults) Soybean Aphid Spittlebug Threecornered Alfalfa Hopper Tobacco Budworm ² Velvetbean Caterpillar Webworm spp. Woollybear Caterpillar	
Armyworm, Beet Armyworm, Fall Grasshopper spp. Lesser Cornstalk Borer ³ Looper spp. ² Stink Bug spp. Thrips spp. ^{2,3} Whitefly spp. ^{2,3}	3.4 - 4.3 fl. oz./A (0.04 - 0.05 lb. a.i./A)
Restrictions: <ul style="list-style-type: none"> DO NOT make applications less than 7 days apart. DO NOT graze or harvest treated soybean forage, straw, or hay for livestock feed. DO NOT apply more than 4.3 fl. oz./A of product (0.05 lb. a.i./A) per application. DO NOT make more than 6 applications per year. DO NOT apply more than 25.8 fl. oz./A of product (0.3 lb. a.i./A) per year. DO NOT apply within 21 days of harvest. <p>¹Use higher labeled rate for increased pest pressure, increased residual pest control, or later-season applications. DO NOT exceed maximum labeled rate.</p> <p>²See the INSECT RESISTANCE MANAGEMENT section.</p> <p>³Aids in control</p>	

Stone Fruit Crop Group 12-12

Apricot; Apricot, Japanese; Capulin; Cherry (Black, Nanking, Sweet, and Tart); Jujube, Chinese; Nectarine; Peach; Plum (including American Plum, beach Plum, Canada Plum, Cherry Plum, Chickasaw Plum, Damson Plum, Japanese Plum, Klamath Plum, and Prune Plum); Plumcot; Sloe; and cultivars, varieties, and/or hybrids of these commodities.

Insects Controlled	Rate of Application	Method of Application
American Plum Borer Black Cherry Aphid Cherry Fruit Fly Green Fruitworm Leafhoppers Leafrollers Lesser Peach Tree Borer Oriental Fruit Moth Peach Tree Borer Peach Twig Borer Plum Curculio Rose Chafer Stink Bugs Tarnished Plant Bug Tufted Apple Budmoth Western Cherry Fruit Fly	1.4 - 4.3 fl. oz./A (0.016 - 0.05 lb. a.i./A)	<p>Apply as required by scouting. Base timing and frequency of applications on insect populations reaching locally determined economic threshold levels. DO NOT exceed maximum labeled rate.</p> <p>Apply by ground or air equipment using sufficient water to obtain full coverage of foliage (for ground application use a minimum of 20 gals. per acre for concentrate spray or a minimum of 100 gals. per acre for dilute spray; for air application use a minimum of 10 gals. of finished spray per acre).</p>
Restrictions: <ul style="list-style-type: none"> DO NOT make applications less than 7 days apart. 		

- **DO NOT** apply more than 4.3 fl. oz./A of product (0.05 lb. a.i./A) per application.
- **DO NOT** make more than 6 applications per year.
- **DO NOT** apply more than 25.8 fl. oz./A of product (0.3 lb. a.i./A) per year.
- **DO NOT** apply as a ULV spray.
- **DO NOT** feed or allow livestock to graze on cover crops from treated orchards.
- **DO NOT** apply within 14 days of harvest.

Sugar Beet

Insects Controlled	Rate of Application	Method of Application
Foliar Application: Aphids ¹ Armyworms Blister Beetles Click Beetles Cutworms Flea Beetles Grasshoppers <i>Heliothis</i> spp. Leafhoppers Leafminer (Adults) Loopers Lygus Bugs Sugar Beet Crown Borer Sugar Beet Root Maggot (Adults) Thistle Caterpillar Webworms Zebra Caterpillar	2.4 - 4.3 fl. oz./A (0.028 - 0.05 lb. a.i./A)	Make applications when insect populations reach economic threshold levels. Refer to local Cooperative Extension Pest Management Guidelines and/or scouting results. Apply by air or by ground equipment using sufficient water to obtain full coverage of foliage (minimum of 2 gals. of finished spray per acre by air and 10 gals. of finished spray per acre by ground).
At-Plant Application: Sugar Beet Root Maggot (Larvae) ²	4.3 fl. oz./A (0.05 lb. a.i./A)	For light to moderate infestations only. Make a 3 - 4-inch T-Band (band over the open furrow) at planting in a minimum of 3 - 5 gals. of finished spray per acre.
White Grub Wireworm		Apply in-furrow or in a 3 - 4-inch T-Band (band over the open furrow) at planting in a minimum of 3 - 5 gals. of finished spray per acre.
Cutworm spp.		Apply at planting on the soil surface in a 5 - 7-inch band or broadcast in a minimum of 3 - 5 gals. of finished spray per acre.
Restrictions: <ul style="list-style-type: none">• DO NOT apply more than 4.3 fl. oz./A of product (0.05 lb. a.i./A) per application.• DO NOT make more than 3 applications per year.• DO NOT apply more than 12.9 fl. oz./A of product (0.15 lb. a.i./A) per year including at-plant plus foliar applications.• DO NOT apply within 50 days of harvest for tops or roots.		

¹Aphid control may be variable depending on species present and host-plant relationships.

²Suppression only.

Sugarcane

Insects Controlled	Rate of Application	Method of Application
Sugarcane Borer Mexican Rice Borer	3.2 - 4.3 fl. oz./A (0.0375 - 0.05 lb. a.i./A)	<p>Make applications when insect populations reach economic thresholds. Refer to local Cooperative Extension Pest Management Guidelines and/or scouting results. DO NOT exceed maximum labeled rate.</p> <p>Apply by air or ground equipment using sufficient water to obtain full coverage of foliage (minimum of 2 gals. of finished spray per acre by air and 10 gals. of finished spray per acre by ground).</p>
Restrictions: <ul style="list-style-type: none"> • DO NOT make applications less than 21 days apart. • DO NOT apply more than 4.3 fl. oz./A of product (0.05 lb. a.i./A) per application. • DO NOT make more than 4 applications per year. • DO NOT apply more than 17.2 fl. oz./A of product (0.2 lb. a.i./A) per year. • DO NOT apply within 21 days of harvest. 		

Sunflower Crop Subgroup 20B (except Safflower) – At-Plant Application

Calendula; Castor Oil Plant; Chinese Tallowtree; Euphorbia; Evening Primrose; Jojoba; Niger Seed; Rose Hip; Stokes Aster; Sunflower, Tallowwood; Tea Oil Plant; Vernonia; and cultivars, varieties, and/or hybrids of these.

Insects Controlled	Rate of Application	Method of Application
Cutworm spp. White Grub Wireworm	4.3 fl. oz./A (0.05 lb. a.i./A)	For white grubs and wireworms, apply in-furrow or in a 3 - 4-inch T-Band (band over the open furrow) at planting in a minimum of 3 - 5 gals. of finished spray per acre. For cutworm spp., apply at planting on the soil surface in a 5 - 7-inch band or broadcast in a minimum of 3 - 5 gals. of finished spray per acre.

Restrictions:

- **DO NOT** apply more than 4.3 fl. oz./A of product (0.05 lb. a.i./A) per application.
- **DO NOT** make more than 5 applications per year.
- **DO NOT** apply more than 21.5 fl. oz./A of product (0.25 lb. a.i./A) per year including at-plant plus foliar applications.
- **DO NOT** graze livestock in treated areas or cut treated crops for feed.
- **DO NOT** apply within 30 days of harvest.

Sunflower Crop Subgroup 20B (except Safflower) – Foliar Use

Calendula; Castor Oil Plant; Chinese Tallowtree; Euphorbia; Evening Primrose; Jojoba; Niger Seed; Rose Hip; Stokes Aster; Sunflower, Tallowwood; Tea Oil Plant; Vernonia; and cultivars, varieties, and/or hybrids of these.

Insects Controlled	Rate of Application	Method of Application
Cutworm spp. Thistle Caterpillar (Painted Lady)	1.4 - 4.3 fl. oz./A (0.016 - 0.05 lb. a.i./A)	Apply with ground or air equipment using sufficient water and application methods to insure thorough coverage of foliage.
Armyworm Banded Sunflower Moth Grasshopper spp. Grey Sunflower Seed Weevil (Adults) Head-Clipper Weevil (Adults) Japanese Beetle Leafhopper spp. Red Sunflower Seed Weevil (Adults) Saltmarsh Caterpillar Stem Weevil (Adults) Sunflower Beetle Sunflower Butterfly Sunflower Maggot Sunflower Moth Webworm spp. Woolly Bear Caterpillar	2.72 - 4.3 fl. oz./A (0.032 - 0.05 lb. a.i./A)	
Armyworm, Beet Armyworm, Fall Long-Horned Beetle (Dectes Stem Borer Adult) Pale Striped Flea Beetle Stink Bug spp.	3.4 - 4.3 fl. oz./A (0.04 - 0.05 lb. a.i./A)	Apply in a minimum of 2 gals. of finished spray per acre by aerial equipment or 10 gals. of finished spray per acre by ground equipment. Begin applications when pest appears and repeat as necessary to maintain control. Use higher labeled rate for increased residual pest control. DO NOT exceed maximum labeled rate.

Restrictions:

- **DO NOT** make applications less than 7 days apart.
- **DO NOT** apply more than 4.3 fl. oz./A of product (0.05 lb. a.i./A) per application.
- **DO NOT** make more than 5 applications per year.
- **DO NOT** apply more than 21.5 fl. oz./A of product (0.25 lb. a.i./A) per year including at-plant plus foliar applications.
- **DO NOT** graze livestock in treated areas or cut treated crops for feed
- Avoid applications when honeybees are actively foraging by applying during the early morning or evening hours.
- **DO NOT** apply within 30 days of harvest.

Tree Nuts Crop Group 14-12

African nut-tree; Almond; Beech Nut; Brazil Nut; Brazilian Pine; Bunya; Burr Oak; Butternut; Cajou Nut; Candlenut; Cashew; Chestnut; Chinquapin; Coconut; Coquito Nut; Dika Nut; Ginkgo; Guiana Chestnut; Filbert (Hazelnut); Heartnut; Hickory Nut; Japanese Horse-Chestnut; Macadamia Nut; Mongongo Nut; Monkey-Pot; Monkey Puzzle Nut; Okari Nut; Pachira Nut; Peach Palm Nut; Pecan; Pequi; Pili Nut; Pine Nut; Pistachio; Sapucaia Nut; Tropical Almond; Walnut (Black and English); Yellowhorn; and cultivars, varieties, and/or hybrids of these commodities.

Insects Controlled	Rate of Application	Method of Application
--------------------	---------------------	-----------------------

Black Pecan Aphid Codling Moth Filbert Worm Hickory Shuckworm Leaffooted Bugs Navel Orangeworm Oblique Banded Leafroller Peach Twig Borer Pecan Leaf Casebearer Pecan Nut Casebearer Pecan Phylloxera Pecan Weevil Plant Bugs Stink Bugs Walnut Aphid Walnut Husk Fly Yellow Pecan Aphid	4.3 fl. oz./A (0.05 lb. a.i./A)	Apply as required by scouting. Base timing and frequency of applications on insect populations reaching locally determined economic threshold levels. DO NOT exceed maximum labeled rate. Apply by ground or air equipment using sufficient water to obtain full coverage of foliage (minimum of 10 gals. of finished spray per acre by ground and 2 gals. of finished spray per acre by air). Avoid applications when honeybees are actively foraging by applying during the early morning or evening hours.
Restrictions: <ul style="list-style-type: none"> DO NOT make applications less than 7 days apart. DO NOT apply more than 4.3 fl. oz./A of product (0.05 lb. a.i./A) per application. DO NOT make more than 5 applications per year. DO NOT apply more than 21.5 fl. oz./A of product (0.25 lb. a.i./A) per year. DO NOT apply within 7 days of harvest. 		

Wheat, Triticale, and Teff

Insects Controlled	Rate of Application	Method of Application
Cutworm spp., including Army Cutworm Painted Lady (Thistle Caterpillar)	1.4 - 4.3 fl. oz./A (0.016 - 0.05 lb. a.i./A)	Apply as required by scouting. Base Timing and frequency of applications on insect populations reaching locally determined economic thresholds. DO NOT exceed maximum labeled rate. Apply by ground or air equipment using sufficient water to obtain full coverage of foliage (minimum of 10 gals. of finished spray per acre by ground and 2 gals. of finished spray per acre by air).
Armyworm, Southern Armyworm, True Armyworm, Yellowstriped Cereal Leaf Beetle Flea Beetle spp. Pale Western Cutworm Plant Bug spp. Spittlebug Webworm spp.	1.9 - 4.3 fl. oz./A (0.022 - 0.05 lb. a.i./A)	
Aphid spp. ^{1,2} Armyworm, Beet ² Armyworm, Fall Chinch Bug Grass Sawfly Grasshopper spp. Greenbug ^{2,3} Stink Bug spp. Thrips spp. ^{2,3} Wheat Stem Sawfly (Adults) ³ Whitefly spp. ^{2,3}	3.4 - 4.3 fl. oz./A (0.04 - 0.05 lb. a.i./A)	For chinch bug control, begin applications when bugs migrate from small grains or grass weeds. Apply sufficient spray volume to penetrate the soil/stem interface, leaf collars, and sheaths.

Restrictions:

- DO NOT** make applications less than 14 days apart.
- DO NOT** apply more than 4.3 fl. oz./A of product (0.05 lb. a.i./A) per application.
- DO NOT** make more than 5 applications per year.
- DO NOT** apply more than 21.5 fl. oz./A of product (0.25 lb. a.i./A) per year.
- DO NOT** apply within 14 days of harvest for grain, forage, and hay.

¹Aphid control may be variable depending on species present and host-plant relationships.

²See the **INSECT RESISTANCE MANAGEMENT** section.

³Aids in Control.

STORAGE AND DISPOSAL

DO NOT contaminate water, food or feed by storage or disposal.

PESTICIDE STORAGE: DO NOT freeze. Keep out of reach of children and animals. Store in original containers only. Store in a cool, dry place and avoid excess heat. Carefully open containers. After partial use, replace lids and close tightly. **DO NOT** put concentrate or dilute material into food or drink containers. In case of spill, avoid contact, isolate area and keep out animals and unprotected persons. Confine spills.

PESTICIDE DISPOSAL: To avoid wastes, use all material in this container by application according to label directions. If these wastes cannot be used according to label instructions, contact your State Pesticide or Environmental Control Agency, or the Hazardous Waste representative at the nearest EPA Regional Office for guidance in proper disposal methods.

CONTAINER HANDLING:

[Less Than or Equal to 5 Gallons] [Nonrefillable container. **DO NOT** reuse or refill this container. Offer for recycling if available. Triple rinse container (or equivalent) promptly after emptying. Triple rinse as follows: Empty the remaining contents into application equipment or a mix tank and drain for 10 seconds after the flow begins to drip. Fill the container $\frac{1}{4}$ full with water and recap. Shake for 10 seconds. Pour rinsate into application equipment or a mix tank or store rinsate for later use or disposal. Drain for 10 seconds after the flow begins to drip. Repeat this procedure two more times. Then offer for recycling if available or reconditioning if appropriate or puncture and dispose of in a sanitary landfill or by incineration.]

[Greater Than 5 Gallons] [Refillable container. Refill this container with pesticide only. **DO NOT** reuse this container for any other purpose. Cleaning the container before final disposal is the responsibility of the person disposing of the container. Cleaning before refilling is the responsibility of the refiller. To clean the container before final disposal, empty the remaining contents from this container into application equipment or mix tank. Fill the container about 10% full with water. Agitate vigorously or recirculate water with the pump for two minutes. Pour or pump rinsate into application equipment or rinsate collection system. Repeat this rinsing procedure two more times.]

[Greater Than 5 Gallons] [Nonrefillable container. **DO NOT** reuse or refill this container. Offer for recycling, if available. Triple rinse container (or equivalent) promptly after emptying. Triple rinse as follows: Empty the remaining contents into application equipment or a mix tank. Fill the container $\frac{1}{4}$ full with water. Replace and tighten closures. Tip container on its side and roll it back and forth, ensuring at least one complete revolution, for 30 seconds. Stand the container on its end and tip it back and forth several times. Turn the container over onto its other end and tip it back and forth several times. Empty the rinsate into application equipment or a mix tank or store rinsate for later use or disposal. Repeat this procedure two more times. Dispose of empty container in a sanitary landfill or by incineration.]

[For Bulk and Mini-Bulk Containers] [Refillable container. Refill this container with pesticide only. **DO NOT** use this container for any other purpose. Cleaning the container before final disposal is the responsibility of the person disposing of the container. Cleaning before refilling is the responsibility of the person refilling. To clean container before final disposal, empty the remaining contents from this container into application equipment or mix tank. Fill the container about 10% full with water. Agitate vigorously or recirculate water with the pump for 2 minutes. Pour or pump rinsate into application equipment or rinsate collection system. Repeat this rinsing procedure two more times. Then offer for recycling if available or puncture and dispose of in a sanitary landfill, or by incineration, or by other procedures allowed by State and local authorities.]

CONTAINER IS NOT SAFE FOR FOOD, FEED, OR DRINKING WATER!

CONDITIONS OF SALE AND LIMITATION OF WARRANTY AND LIABILITY

NOTICE: Read the entire Directions for Use and Conditions of Sale and Limitation of Warranty and Liability before buying or using this product. If the terms are not acceptable, return the product at once, unopened, and the purchase price will be refunded.

The Directions for Use of this product must be followed carefully. It is impossible to eliminate all risks inherently associated with the use of this product. Ineffectiveness or other unintended consequences may result because of such factors as manner of use or application, weather, presence of other materials or other influencing factors in the use of the product, which are beyond the control of Sharda USA LLC or Seller. To the extent consistent with applicable law, all such risks shall be assumed by Buyer and User, and Buyer and User agree to hold Sharda USA LLC and Seller harmless for any claims relating to such factors.

Sharda USA LLC warrants that this product conforms to the chemical description on the label and is reasonably fit for the purposes stated in the Directions for Use, subject to the inherent risks referred to above, when used in accordance with directions under normal use conditions. This warranty does not extend to the use of this product contrary to label instructions, or under conditions not reasonably foreseeable to or beyond the control of Seller or Sharda USA LLC and Buyer and User assume the risk of any such use. To the extent consistent with applicable law, SHARDA USA LLC MAKES NO WARRANTIES OF MERCHANTABILITY OR OF FITNESS FOR A PARTICULAR PURPOSE NOR ANY OTHER EXPRESS OR IMPLIED WARRANTY EXCEPT AS STATED ABOVE.



To the extent consistent with applicable law, neither Sharda USA LLC nor Seller shall be liable for any incidental, consequential, or special damages resulting from the use or handling of this product. **TO THE EXTENT CONSISTENT WITH APPLICABLE LAW, THE EXCLUSIVE REMEDY OF THE USER OR BUYER, AND THE EXCLUSIVE LIABILITY OF SHARDA USA LLC AND SELLER FOR ANY AND ALL CLAIMS, LOSSES, INJURIES OR DAMAGES (INCLUDING CLAIMS BASED ON BREACH OF WARRANTY, CONTRACT, NEGLIGENCE, TORT,**

STRICT LIABILITY OR OTHERWISE) RESULTING FROM THE USE OR HANDLING OF THIS PRODUCT, SHALL BE THE RETURN OF THE PURCHASE PRICE OF THE PRODUCT OR, AT THE ELECTION OF SHARDA USA LLC OR SELLER, THE REPLACEMENT OF THE PRODUCT.

Sharda USA LLC and Seller offer this product, and Buyer and User accept it, subject to the foregoing Conditions of Sale and Limitation of Warranty and Liability, which may not be modified except by written agreement signed by a duly authorized representative of Sharda USA LLC.

[All trademarks are the property of their respective owners.]

[OPTIONAL MARKETING LANGUAGE]

1	<div><div>www.shardausa.com</div><div></div><div>[</div><div>]</div></div>
2	[Handle with Care]
3	[This side Up]
4	<div><div>{The below graphic to be added to box if formulated in the United States}</div><div><div>Proudly Formulated & Packaged In The U.S.A.</div></div><div>[</div><div>]</div></div>