



OFFICE OF CHEMICAL SAFETY AND POLLUTION PREVENTION

WASHINGTON, D.C. 20460

August 30, 2024

Stefanie Garufi
stefanieg@wagnerreg.com
SHARDA USA LLC

Subject: Non-PRIA (Pesticide Registration Improvement Act) Labeling Amendment - Add me-too crop uses on tree nuts, parsley, and bulb vegetables.
Product Name: Sharda Propiconazole 41.8%
Admin Number: 83529-226
EPA Receipt Date: 06/06/2023
Action Case Number: 00475429

Dear Stefanie Garufi:

The amended labeling referred to above, submitted in connection with registration under the Federal Insecticide, Fungicide, and Rodenticide Act, as amended, is acceptable.

This approval does not affect any terms or conditions that were previously imposed on this registration. You continue to be subject to existing terms or conditions on your registration and any deadlines connected with them.

A stamped copy of your labeling is enclosed for your records. This labeling supersedes all previously accepted labeling. You must submit one (1) copy of the final printed labeling before you release this product for shipment with the new labeling. In accordance with 40 CFR § 152.130(c), you may distribute or sell this product under the previously approved labeling for 18 months from the date of this letter. After 18 months, you may only distribute or sell this product if it bears this new revised labeling or subsequently approved labeling. "To distribute or sell" is defined under FIFRA section 2(gg) and its implementing regulation at 40 CFR § 152.3.

Should you wish to add/retain a reference to your company's website on your label, then please be aware that the website becomes labeling under FIFRA and is subject to review by EPA. If the website is false or misleading, the product will be considered to be misbranded and sale or distribution of the product is unlawful under FIFRA section 12(a)(1)(E). 40 CFR § 156.10(a)(5) lists examples of statements the EPA may consider false or misleading. In addition, regardless of whether a website is referenced on your product's label, claims made on the website may not substantially differ from those claims approved through the registration process. Therefore, should the EPA find or if it is brought to our attention that a website contains statements or claims substantially differing from statements or claims made in connection with obtaining a FIFRA section 3 registration, the website will be referred to the EPA's Office of Enforcement and Compliance Assurance.

Your release for shipment of this product constitutes acceptance of these terms. If these terms are not complied with, this registration will be subject to cancellation in accordance with FIFRA section 6.

If you have questions, please contact Stephanie Suarez via email at suarez.stephanie@epa.gov.

Sincerely,

A handwritten signature in black ink that reads "Stephanie N. Suarez". The script is elegant and cursive, with the first letters of each word being capitalized and larger than the others.

Stephanie Suarez, Ph.D., Senior Regulatory Specialist
FB, RD
Office of Pesticide Programs

[Master Label]

PROPICONAZOLE	GROUP	3	FUNGICIDE
---------------	-------	---	-----------

Sharda Propiconazole 41.8%
[ABN: Shar-Shield PPZ; ABN: Shar-Guard]

ACTIVE INGREDIENT:	WT BY %
Propiconazole*	41.8%
OTHER INGREDIENTS**:	58.2%
TOTAL:	100.0%
*CAS No. 60207-90-1	
**Contains petroleum distillate.	
Contains 3.6 lbs. propiconazole a.i. per gallon	

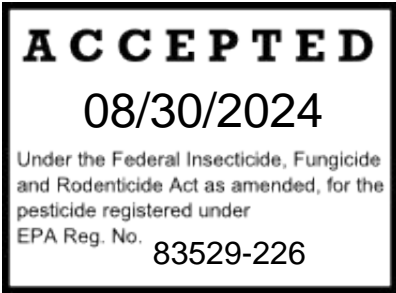
KEEP OUT OF REACH OF CHILDREN
WARNING/AVISO

Si usted no entiende la etiqueta, busque a alguien para que se la explique a usted en detalle.
(If you **DO NOT** understand the label, find someone to explain it to you in detail.)

FIRST AID	
IF IN EYES:	<ul style="list-style-type: none">Hold eye open and rinse slowly and gently with water for 15-20 minutes.Remove contact lenses, if present, after the first 5 minutes, then continue rinsing eye.Call a poison control center or doctor for treatment advice.
IF SWALLOWED:	<ul style="list-style-type: none">Call a poison control center or doctor immediately for treatment advice.DO NOT induce vomiting unless told to do so by a poison control center or doctor.DO NOT give any liquid to the person.DO NOT give anything by mouth to an unconscious person.
IF ON SKIN OR CLOTHING	<ul style="list-style-type: none">Take off contaminated clothing.Rinse skin immediately with plenty of water for 15 - 20 minutes.Call a poison control center or doctor for treatment advice.
Note to Physician: Contains petroleum distillate. Vomiting may cause aspiration pneumonia. There is no specific antidote for this product. Induce emesis or lavage stomach, taking care to avoid aspiration of stomach contents into lungs.	
HOTLINE NUMBERS	
Have a product container or label with you when calling a poison control center or doctor, or going for treatment. For 24-hour medical emergency assistance (human or animal) call 1-800-222-1222 . For chemical emergency assistance (spill, leak, fire, or accident) call ChemTrec at 1-800-424-9300 .	

[Optional referral statements when booklets and container labels are used:]
[See label booklet for [complete] [additional] [First Aid,] [Precautionary Statements,] [Directions For Use,] and [Storage and Disposal.]]

EPA Reg. No.: 83529-226



EPA Est. No.: _____

Net Contents: _____ [Gals./Liters]

Manufactured for:
Sharda USA LLC 
7217 Lancaster Pike, Suite A
Hockessin, Delaware 19707

PRECAUTIONARY STATEMENTS
HAZARDS TO HUMANS AND DOMESTIC ANIMALS
WARNING

Causes substantial, but temporary eye injury. Harmful if swallowed. **DO NOT** get in eyes or on clothing. Avoid contact with skin. Wear appropriate protective eyewear including goggles, face shield or safety glasses. Wash thoroughly with soap and water after handling and before eating, drinking, chewing gum, using tobacco, or using the toilet. Remove and wash contaminated clothing before reuse. Prolonged or frequently repeated skin contact may cause allergic reactions in some individuals.

PERSONAL PROTECTIVE EQUIPMENT (PPE)

- All handlers must wear:**
- Protective eyewear (goggles, face shield, or safety glasses)
 - Long-sleeved shirt and long pants
 - Shoes and socks
 - Chemical-resistant gloves made of barrier laminate or Viton® >14mls.

- In addition, all handlers (mixers, loaders, and applicators, or individuals performing one or more of these tasks), who are applying this pesticide using hand-held equipment must wear:**
- Protective eyewear (goggles, face shield, or safety glasses)
 - Long-sleeved shirt and long pants
 - Shoes and socks
 - Chemical-resistant gloves made of barrier laminate or Viton® >14mls.

- All handlers using propiconazole as a seed piece treatment must wear:**
- Protective eyewear (goggles, face shield, or safety glasses)
 - Chemical-resistant gloves made of barrier laminate or Viton® >14mls.
 - Chemical-resistant apron

USER SAFETY REQUIREMENTS

Follow manufacturer’s instructions for cleaning/maintaining PPE. If no such instructions for washables exist, use detergent and hot water. Keep and wash PPE separately from other laundry.

Discard clothing and other absorbent materials that have been drenched or heavily contaminated with this product’s concentrate. **DO NOT** reuse them.

ENGINEERING CONTROLS STATEMENT

When handlers use closed systems, enclosed cabs, or aircraft in a manner that meets the requirements listed in the Worker Protection Standard (WPS) for agricultural practices [40CFR 170.240(d)(4-6)1], the handlers PPE requirements may be reduced or modified as specified in the WPS.

USER SAFETY RECOMMENDATIONS

Users should:

- Remove clothing/PPE immediately if pesticide gets inside. Then wash thoroughly and put on clean clothing.
- Remove PPE immediately after handling. Wash the outside of gloves before removing. As soon as possible, wash thoroughly and change into clean clothing.
- If pesticide gets on skin, wash immediately with soap and water.

ENVIRONMENTAL HAZARDS

This product is toxic to fish and shrimp. **DO NOT** apply directly to water, or to areas where surface water is present, or to inter-tidal areas below the mean highwater mark. **DO NOT** contaminate water when cleaning equipment or disposing of equipment wash water or rinsate.

PHYSICAL/CHEMICAL HAZARDS

DO NOT mix or allow coming in contact with oxidizing agents. Hazardous chemical reaction may occur.

DIRECTIONS FOR USE

It is a violation of Federal law to use this product in a manner inconsistent with its labeling.

DO NOT apply this product in a way that will contact workers or other persons, either directly or through drift. Only protected handlers may be in the area during application. For any requirements specific to your State or Tribe, consult the Agency responsible for pesticide regulation.

AGRICULTURAL USE REQUIREMENTS

Use this product in accordance with its labeling and with the Worker Protection Standard, 40 CFR Part 170. This Standard contains requirements for the protection of agricultural workers on farms, forests, nurseries, and greenhouses, and handlers of agricultural pesticides. It contains requirements for training, decontamination, notification, and emergency assistance. It also contains specific instructions and exceptions pertaining to the statements on this label about personal protective equipment (PPE) and restricted-

entry interval. The requirements in this box only apply to uses of this product that are covered by the Worker Protection Standard.

DO NOT enter or allow worker entry into treated areas during the restricted-entry interval (REI) of **12 hours**.

Exception: If the product is soil injected or soil incorporated, the Worker Protection Standard, under certain circumstances, allows workers to enter the treated area if there will be no contact with anything that has been treated.

PPE required for early entry to treated areas that is permitted under the Worker Protection Standard and that involves contact with anything that has been treated, including, soil, or water is:

- Protective eyewear (goggles, face shield, or safety glasses)
- Coveralls
- Shoes plus socks
- Chemical-resistant gloves, including barrier laminate or viton

PRODUCT INFORMATION

Sharda Propiconazole 41.8% is a broad-spectrum fungicide for the control of specified diseases in labeled crops.

Restriction:

DO NOT use this product in greenhouses or as a tree injection.

Note: When an adjuvant is to be used with this product, Sharda USA LLC suggests the use of a Chemical Producers and Distributors Association certified adjuvant.

INTEGRATED PEST MANAGEMENT

Sharda Propiconazole 41.8% must be integrated into an overall disease and pest management (IPM) strategy whenever the use of a fungicide is required. Cultural practices known to reduce disease development must be followed. Consult your local agricultural extension advisory (disease forecasting) programs using the advised or directed application timing based upon environmental factors favorable for disease development.

RESISTANCE MANAGEMENT

For resistance management, **Sharda Propiconazole 41.8%** belongs to the sterol demethylation inhibitor (DM1) class of fungicides and is classified as a Group 3 fungicide. Any fungal population may contain individuals naturally resistant to **Sharda Propiconazole 41.8%** and other Group 3 fungicides. A gradual or total loss of pest control may occur over time if these fungicides/bactericides are used repeatedly in the same fields. Follow appropriate resistance management strategies.

To delay fungicide/bactericide resistance, take one or more of the following steps:

- Rotate the use of **Sharda Propiconazole 41.8%** or other Group 3 fungicides within a growing season sequence with different groups that control the same pathogens.
- Use tank mixtures with fungicide from a different group that are equally effective on the target pest when such use is permitted. Use at least the minimum application rate as labeled by the manufacturer.
- Adopt an integrated disease management program for fungicide use that includes scouting, uses historical information related to pesticide use, and crop rotation, and which considers host plant resistance, impact of environmental conditions on disease development, disease thresholds, as well as cultural, biological, and other chemical control practices.
- Where possible, make use of predictive disease models to effectively time fungicide applications. Note that using predictive models alone is not sufficient to manage resistance.
- Monitor treated fungal/bacterial populations for resistance development.
- Contact your local extension specialist or certified crop advisor for any additional pesticide resistance management and/or IPM guidance for specific crops and pathogens.
- For further information or to report suspected resistance contact Sharda USA LLC. You can also contact your pesticide distributor or university extension specialist to report resistance.

SPRAY EQUIPMENT

Often, the most effective disease control is achieved when applications are made using sufficient water volume to provide thorough and uniform coverage.

To avoid spray drift, **DO NOT** apply when conditions favor drift beyond the target area. Avoid spray overlap as crop injury may occur. Air-assisted or air-blast sprayers use a forced air stream to move spray droplets into the canopy. Set up the fan to deliver only enough air volume to penetrate the canopy and provide good coverage. Adjust deflectors or other aiming devices to direct spray only to the target area.

Equip sprayers with nozzles that provide accurate and uniform application. Be certain that nozzles are the same size and uniformly spaced across the boom. Calibrate sprayer before use.

Use a pump with capacity to maintain 35 - 40 PSI at nozzles and provide sufficient agitation in tank to keep mixture in suspension. Use a jet agitator, liquid sparger tube, or mechanical paddle for agitation. **DO NOT** air sparge.

Although **Sharda Propiconazole 41.8%** is an emulsifiable concentrate, it is suggested that screens be used to protect the pump and to prevent nozzles from clogging. Screens placed on suction side of pump must be 16-mesh or coarser. **DO NOT** place a screen in the recirculation line. Use 50-mesh or coarser screens between the pump and boom, and where required, at the nozzles. Check nozzle manufacturer’s directions.

For more information on spray equipment and calibration, consult sprayer manufacturers and state guidance. For specific local directions and spray schedules, consult the current state agricultural experiment station guidance.

MANDATORY SPRAY DRIFT MANAGEMENT

Aerial Applications:

- **DO NOT** release spray at a height greater than 10 ft above the ground or vegetative canopy, unless a greater application height is necessary for pilot safety.
- Applicators must select nozzle and pressure that deliver medium or coarser droplets in accordance with American Society of Agricultural & Biological Engineers Standard 641 (ASABE S641 for aerial applications).
- **DO NOT** apply when wind speeds exceed 15 mph at the application site. If the windspeed is greater than 10 mph, the boom length must be 65% or less of the wingspan for fixed wing aircraft and 75% or less of the rotor diameter for helicopters. Otherwise, the boom length must be 75% or less of the wingspan for fixed-wing aircraft and or 90% or less of the rotor diameter for helicopters.
- **DO NOT** apply during temperature inversions.

Ground Boom Application:

- **DO NOT** release spray at a height greater than 4 feet above the ground or crop canopy.
- Applicators must select nozzle and pressure that deliver medium or coarser droplets in accordance with American Society of Agricultural & Biological Engineers Standard 572 (ASABE S572).
- **DO NOT** apply when wind speeds exceed 15 mph at the application site.
- **DO NOT** apply during temperature inversions.

Boomless Ground Application:

- Applicators must select nozzle and pressure that deliver medium or coarser droplets in accordance with American Society of Agricultural & Biological Engineers Standard 572 (ASABE S572).
- **DO NOT** apply when wind speeds exceed 15 mph at the application site.
- **DO NOT** apply during temperature inversions.

SPRAY DRIFT ADVISORIES

THE APPLICATOR IS RESPONSIBLE FOR AVOIDING OFF-SITE SPRAY DRIFT. BE AWARE OF NEARBY NON-TARGET SITES AND ENVIRONMENTAL CONDITIONS.

IMPORTANCE OF DROPLET SIZE

An effective way to reduce spray drift is to apply large droplets. Use the largest droplets that provide target pest control. While applying larger droplets will reduce spray drift, the potential for drift will be greater if applications are made improperly or under unfavorable environmental conditions.

Controlling Droplet Size – Ground Boom

Volume - Increasing the spray volume so that larger droplets are produced will reduce spray drift. Use the highest practical spray volume for the application. If a greater spray volume is needed, consider using a nozzle with a higher flow rate.

Pressure - Use the lowest spray pressure for the nozzle to produce the target spray volume and droplet size.

Spray Nozzle - Use a spray nozzle that is designed for the intended application. Consider using nozzles designed to reduce drift.

Controlling Droplet Size – Aircraft

Adjust Nozzles - Follow nozzle manufacturers’ directions or specifications for setting up nozzles. Generally, to reduce fine droplets, nozzles must be oriented parallel with the airflow in flight.

BOOM HEIGHT – Ground Boom

Setting nozzles at the lowest effective height will help to reduce the potential for spray drift.

RELEASE HEIGHT – Aircraft

Higher release heights increase the potential for spray drift.

SHIELDED SPRAYERS

Shielding the boom or individual nozzles can reduce spray drift. Consider using shielded sprayers. Verify that the shields are not interfering with the uniform deposition of the spray on the target area.

TEMPERATURE AND HUMIDITY

When making applications in hot and dry conditions, use larger droplets to reduce effects of evaporation.

TEMPERATURE INVERSIONS

Drift potential is high during a temperature inversion. Temperature inversions are characterized by increasing temperature with altitude and are common on nights with limited cloud cover and light to no wind. The presence of an inversion can be indicated by ground fog or by the movement of smoke from a ground source or an aircraft smoke generator. Smoke that layers and moves laterally in a concentrated cloud (under low wind conditions) indicates an inversion, while smoke that moves upward and rapidly dissipates indicates good vertical air mixing.

WIND

Drift potential generally increases with wind speed. AVOID APPLICATIONS DURING GUSTY WIND CONDITIONS. Applicators need to be familiar with local wind patterns and terrain that could affect spray drift.

Boomless Ground Application:

Setting nozzles at the lowest effective height will help to reduce the potential for spray drift.

Handheld Technology Applications:

Take precautions to minimize spray drift.

APPLICATION INSTRUCTIONS

For best results, use sufficient water volume used to provide thorough coverage. In most situations, **Sharda Propiconazole 41.8%** is most effective when applied and allowed to dry before a rainfall. Avoid application under conditions when uniform coverage cannot be obtained or when excessive spray drift may occur. **DO NOT** apply directly to humans or animals.

Aerial Application: For those crops other than tree crops where aerial applications are indicated, apply in a minimum of 2 gals. of water per acre, unless specified otherwise in the **SPECIFIC CROP USE DIRECTIONS** section of this label. For tree crops, apply a minimum of 5 - 10 gals. of water per acre using the higher volume on large trees unless specified otherwise in the **SPECIFIC CROP USE DIRECTIONS** section of this label.

Ground Application: For tree crops, apply a minimum of 50 gals. of water per acre unless specified otherwise in the **SPECIFIC CROP USE DIRECTIONS** section of this label. For all other crops, apply **Sharda Propiconazole 41.8%** by ground equipment in a minimum of 10 gals. of water per acre unless specified otherwise in the **SPECIFIC CROP USE DIRECTIONS** section of this label.

Chemigation: Apply **Sharda Propiconazole 41.8%** through irrigation equipment only to crops for which chemigation is specified on this label or on approved supplemental labeling provided by Sharda USA LLC. Refer to crop specific use directions for application rates, timing, and frequency of application. When applying this product by chemigation, **DO NOT** exceed labeled rates or apply more frequently than specified for conventional application methods.

Sharda Propiconazole 41.8%, alone or in combination with other pesticides that are registered for application through irrigation systems, may be applied through irrigation systems. Apply in 0.1 - 0.25 inch of water. Chemigation with excessive water may negatively impact efficacy of the product.

Precaution(s): **DO NOT** inject **Sharda Propiconazole 41.8%** at full strength or deterioration of valves and seals may occur. Use a dilution ratio of at least 10 parts water to 1 part **Sharda Propiconazole 41.8%**. **Sharda Propiconazole 41.8%** is corrosive to many seal materials. Leather seals are best. EPDM or silicone rubber seals can be used but must be replaced once a year. **DO NOT** use Viton, Buna-N, Neoprene, or PVC seals. **Sharda Propiconazole 41.8%**, alone or in combination with other pesticides which are registered for application through irrigation systems, may be applied through irrigation systems.

Apply this product only through center pivot, solid set, hand move, or moving wheel irrigation systems. **DO NOT** apply this product through any other type of irrigation system.

Crop injury, lack of effectiveness, or illegal pesticide residues in the crop can result from non-uniform distribution of treated water. If you have questions about calibration, contact State Extension Service specialists, equipment manufacturers, or other experts.

DO NOT connect an irrigation system (including greenhouse systems) used for pesticide application to a public water system unless the pesticide label-prescribed safety devices for public water systems are in place.

A person knowledgeable of the chemigation system and responsible for its operation, or under the supervision of the responsible person, shall shut the system down and make necessary adjustments as needed.

Irrigation System Operating Instructions

- The system must contain a functional check-valve, vacuum relief valve, and low pressure drain appropriately located on the irrigation pipeline to prevent water-source contamination from backflow.
- The pesticide injection pipeline must contain a functional, automatic, quick closing check-valve to prevent the flow of fluid back toward the injection pump.
- The pesticide injection pipeline must also contain a functional, normally closed, solenoid-operated valve located on the intake side of the injection pump and connected to the system interlock to prevent fluid from being withdrawn from the supply tank when the irrigation system is either automatically or manually shut down.

- The system must contain functional interlocking controls to automatically shut off the pesticide injection pump when the water pump motor stops.
- The irrigation line or water pump must include a functional pressure switch which will stop the water pump motor when the water pressure decreases to the point where pesticide distribution is adversely affected.
- Systems must use a metering pump, for example a positive displacement injection pump (e.g., diaphragm pump), effectively designed and constructed of materials that are compatible with pesticides and capable of being fitted with a system interlock.
- **DO NOT** apply when wind speed favors drift beyond the area intended.

Center Pivot Irrigation Equipment

Use only with drive systems which provide uniform water distribution. **DO NOT** use end guns when applying **Sharda Propiconazole 41.8%** through center pivot systems because of non-uniform application.

- Determine the size of the area to be treated.
- Determine the time required to apply $\frac{1}{8}$ - $\frac{1}{2}$ inch of water over the area to be treated when the system and injection equipment are operated at normal pressures as specified by the equipment manufacturer. When applying **Sharda Propiconazole 41.8%** through irrigation equipment, use the lowest obtainable water volume while maintaining uniform distribution. Run the system at 80 - 95% of the manufacturer's rated capacity.
- Using water, determine the injection pump output when operated at normal line pressure.
- Determine the amount of **Sharda Propiconazole 41.8%** required to treat the area covered by the irrigation system.
- Add the required amount of **Sharda Propiconazole 41.8%** and sufficient water to meet the injection time requirements to the solution tank.
- Make sure the system is fully charged with water before starting injection of the **Sharda Propiconazole 41.8%** solution. Time the injection to last at least as long as it takes to bring the system to full pressure.
- Maintain constant solution tank agitation during the injection period.
- Continue to operate the system until the **Sharda Propiconazole 41.8%** solution has cleared the sprinkler head.

Solid Set, Hand Move, and Moving Wheel Irrigation Equipment

- Determine the acreage covered by the sprinklers.
- Fill injector solution tank with water and adjust flow rate to use the contents over a 20- to 30-minute interval. When applying **Sharda Propiconazole 41.8%** through irrigation equipment use the lowest obtainable water volume while maintaining uniform distribution.
- Determine the amount of **Sharda Propiconazole 41.8%** required to treat the area covered by the irrigation system.
- Add the required amount of **Sharda Propiconazole 41.8%** into the same quantity of water used to calibrate the injection period.
- Operate the system at the same pressure and time interval established during the calibration.
- Stop injection equipment after treatment is completed. Continue to operate the system until the **Sharda Propiconazole 41.8%** solution has cleared the last sprinkler head.

Banded Application: For banded applications, the treated area is the area covered by the band, not total cropland planted. The following formula can be used to calculate the amount of **Sharda Propiconazole 41.8%** needed per acre of crop when banded applications are made:

Band width in inches x Broadcast rate per acre = Amount needed per acre of field
Row spacing in inches

MIXING INSTRUCTIONS

Prepare no more spray mixture than is required for the immediate operation. Thoroughly clean spray equipment before using this product. Agitate the spray solution before and during application. Rinse spray tank thoroughly with clean water after each day's use and dispose of pesticide rinsate by application to an already treated area.

Sharda Propiconazole 41.8% Alone: Add $\frac{1}{2}$ - $\frac{3}{4}$ of the required amount of water to the spray or mixing tank. With the agitator running, add **Sharda Propiconazole 41.8%** to the tank. Continue agitation while adding the remainder of the water. Begin application of the spray solution after the **Sharda Propiconazole 41.8%** has completely dispersed into the mix water. Maintain agitation until all of the mixture has been sprayed.

Sharda Propiconazole 41.8% + Tank Mixtures: **Sharda Propiconazole 41.8%** is usually compatible with most insecticides, fungicides, and foliar nutrients; however, **DO NOT** mix **Sharda Propiconazole 41.8%** with Syllit® or crop injury may occur.

To determine the physical compatibility of **Sharda Propiconazole 41.8%** with other products, use a jar test. Using a quart jar, add the proportionate amounts of the products to 1 qt. of water. Add wettable powder and water-dispersible granular products first the liquid flowables, and emulsifiable concentrates last. After thoroughly mixing, let stand for at least 5 minutes. If the combination remains mixed or can be remixed readily, it is physically compatible. Once compatibility has been proven, use the same procedure for adding required ingredients to the spray tank.

Add $\frac{1}{2}$ - $\frac{3}{4}$ of the required amount of water to the spray or mixing tank. With the agitator running, add the tank mix partner into the tank. Allow the material to completely dissolve and disperse into the mix water. Continue agitation while adding the remainder of the

water and **Sharda Propiconazole 41.8%** to the spray tank. Allow **Sharda Propiconazole 41.8%** to completely disperse. Spray the mixture with the agitator running. **It is the pesticide user's responsibility to ensure that all products are registered for the intended use. Read and follow the applicable restrictions and limitations and directions for use on all product labels involved in tank mixing. Users must follow the most restrictive directions for use and precautionary statements of each product in the tank mixture. DO NOT** mix this product with any product which prohibits such mixing. Tank mixtures or other applications of products referenced on this label are permitted only in those states in which the referenced products are registered.

ROTATIONAL CROPS

Alfalfa can be planted 75 days after the last **Sharda Propiconazole 41.8%** application if the total application of propiconazole has not exceeded 0.22 lb. active ingredient per acre during the previous year. **DO NOT** plant any other crop intended for food, grazing, or any component of animal feed or bedding within 105 days of **Sharda Propiconazole 41.8%** application to the preceding crop unless the second crop appears on this label.

Fl. Oz. Sharda Propiconazole 41.8% per Acre	Lb. A.I. per Acre	Acres Treated Per 1 Gallon of Sharda Propiconazole 41.8%
2	0.056	64.0
4	0.1125	32.0
6	0.169	21.3
8	0.225	16.0
10	0.28	12.8
12	0.34	10.7
16	0.45	8.0
20	0.56	6.4
24	0.67	5.3
30	0.84	4.3
32	0.90	4.0

SPECIFIC CROP USE DIRECTIONS

Crop	Pests Controlled	Application Rate/Acre	Application Instructions
ALMONDS	Brown rot blossom blight (<i>Monilinia laxa</i> , <i>M. fructicola</i>)	4 - 8 fl. oz. (0.1125 – 0.225 lb. a.i.)	Apply Sharda Propiconazole 41.8% in at least 15 gallons of spray per acre at 5 - 10% bloom and 50 - 100% bloom using ground or air equipment in sufficient volume to provide thorough coverage. Under severe disease conditions, use the highest rate.
	Anthrachnose (<i>Colletotrichum acutatum</i>)	8 fl. oz. (0.225 lb. a.i.)	Apply Sharda Propiconazole 41.8% in at least 15 gals. of spray per acre beginning at bud break using ground or air equipment in sufficient volume to provide thorough coverage on a 7- to 14-day interval.
Almond Restrictions: <ul style="list-style-type: none"> - DO NOT apply more than 32 fl. oz. per acre per year. - DO NOT apply more than 8 fl. oz. (0.025 lb. a.i.) per acre per application. - DO NOT apply more than 4 applications per year when applying at the highest rate (8 fl. oz./A) or 8 applications per year when applying at the lowest rate (4 fl. oz./A). - DO NOT apply more than 0.9 lb. a.i. propiconazole per acre per year. - DO NOT apply within 60 days of harvest (PHI). - DO NOT graze livestock in treated areas or cut treated cover crop for feed. - Minimum retreatment interval (RTI) is 7 days. 			
BANANAS AND PLANTAINS	Black Sigatoka (<i>Mycosphaerella fijiensis</i>)	3 fl. oz. (0.084 lb. a.i.)	<p>Make applications before disease symptoms appear at the onset of the rainy season. Apply required rate in 10 - 20 gals. of water per acre using ground or air application equipment. Make no more than 2 consecutive applications on a 21- to 25-day schedule before rotating to another labeled product with a different mode of action for at least 2 sprays. If possible, have at least 2 consecutive months "triazole free" during the period of lower disease pressure.</p> <p>Mixing Procedures Oil-in-Water Emulsion: Add the crop oil to the spray tank. Add the emulsifier (0.6 fl. oz. per gal. of oil) and Sharda Propiconazole 41.8% to the spray tank and mix thoroughly for 5 minutes. Add water to the spray tank and mix thoroughly for 15 minutes. Oil Alone: Add crop oil to the spray tank. Add the Sharda Propiconazole 41.8% to the spray tank and mix thoroughly</p>

		for 5 minutes. Maintain agitation.	
Banana and Plantain Restrictions: <ul style="list-style-type: none">- DO NOT apply Sharda Propiconazole 41.8% within 100 yards of non-bagged bananas.- DO NOT apply Sharda Propiconazole 41.8% on bananas or plantains unless they are protected by polyethylene bags.- DO NOT apply more than 24 fl. oz. of Sharda Propiconazole 41.8% per year (this includes any pre-harvest sprays).- DO NOT apply more than 3 fl. oz. (0.084 lb. a.i.) per acre per application.- DO NOT feed whole bananas and plantains to animals.- DO NOT apply more than 0.67 lb. a.i. propiconazole per acre per year.- DO NOT apply more than 8 applications per year.- Minimum retreatment interval (RTI) is 21 days			
BERRIES* *Bushberries Bingleberry, Blackberry, Blueberry, Boysenberry, Currants, Dewberry, Elderberry, Gooseberry, Huckleberry, *Caneberries Loganberry, Lowberry, Marionberry, Olallieberry, Red and Black Raspberry, Youngberry Juneberry Lingonberry Salal And cultivars and/or hybrids of these	Mummy berry Disease (<i>Monilinia vaccinii-corymbosi</i>)	6 fl. oz. (0.169 lb. a.i.)	Make first application beginning at green tip and repeat in 7 - 10 days. If conditions are favorable for disease development, additional applications may need to be made at pink bud and repeated every 7 - 10 days through petal fall.
	Leaf spot and Stem canker (<i>Septoria albopunctata</i>) Rust (<i>Pucciniastrum vaccinii</i>)	6 fl. oz. (0.169 lb. a.i.)	Apply when conditions favor disease development Repeat applications on a 4-week spray interval.
	Leaf and Cane spot (<i>Septoria rubi</i>)	6 fl. oz. (0.169 lb. a.i.)	Apply as a delayed dormant spray after training in the spring. Repeat this application in the late spring, again at bud break, and again once flowering has begun.
	Powdery mildew (<i>Microsphaera vaccinii</i>)	6 fl. oz. (0.169 lb. a.i.)	Apply at 5 - 10% bloom. Repeat this application at full bloom and on a 14-day interval while conditions are favorable for disease development.
	Leaf spot (<i>Septoria</i> spp.)	6 fl. oz. (0.169 lb. a.i.)	Make first application any time prior to bloom and again after petal fall. If needed, repeat application just after harvest.
	Cottonball (<i>Monilinia oxycocci</i>)	4 - 6 fl. oz. (0.1125 - 0.169 lb. a.i.)	Make first application any time prior to bloom and again after petal fall. If needed, repeat application just after harvest. Make the first application at leaf bud break and repeat in 7 - 10 days. Make the third application at early bloom and repeat in 7 - 10 days. Apply in 20 - 50 gals. of water for ground application or 5 gals. of water for aerial application. Under severe pressure, use the higher rate for control.
Sharda Propiconazole 41.8% may be applied by either ground in a minimum of 5 gals. per acre or air in a minimum of 15 gals. per acre. *Additional Bushberries: Aronia Berry, Buffalo Currant, Chilean Guava, European Barberry, Edible Honeysuckle, Huckleberry, Kostaberry, Juneberry (Saskatoon Berry), Salal, Sea Buckthorn. *Additional Caneberries: Bingleberry, Boysenberry, Dewberry, Lowberry, Marionberry, Olallieberry, Youngberry.			
Berry Restrictions: <ul style="list-style-type: none">- DO NOT apply more than 30 fl. oz. per acre per year.- DO NOT apply more than 6 fl. oz. per acre per application.- DO NOT apply more than 5 applications per year.- DO NOT apply within 30 days of harvest (PHI).- DO NOT apply more than 0.84 lb. a.i. propiconazole per acre per year.- Minimum retreatment interval (RTI) is 7 days.			
CARROTS	Leaf blights (<i>Cercospora carotae</i>) (suppression of <i>Alternaria dauci</i>) Powdery mildew (<i>Erysiphe polygoni</i>)	4 fl. oz. (0.1125 lb. a.i.)	Apply when conditions favor disease development. Continue applications on a 7- to 10-day interval using the shorter interval when disease conditions are severe. If desired, a spreader-sticker may be used.
		2 fl. oz. (0.056 lb. a.i.) plus chlorothalonil at 0.75 lb. a.i.	Apply with 0.75 lb. a.i. of chlorothalonil per acre. Begin applications when conditions favor disease development. Continue applications on a 7- to 10-day interval.
	Sharda Propiconazole 41.8% may be applied by either ground in a minimum of 15 gals. per acre or air in a minimum of 5 gals. per acre.		
Carrot Restrictions: <ul style="list-style-type: none">- DO NOT apply more than 16 fl. oz. per acre per year.- DO NOT apply more than 4 fl. oz. (0.1125 lb. a.i.) per acre per application.- DO NOT apply more than 4 applications per year when applying at the highest rate (4 fl. oz./A) or 8 applications per year when applying at the lowest rate (2 fl. oz./A).- DO NOT apply within 14 days of harvest (PHI).- DO NOT apply more than 0.45 lb. a.i. propiconazole per acre per year.			

- Minimum retreatment interval (RTI) is 7 days.			
CELERY AND LEAF PETIOLES SUBGROUP 4B Celery Chinese Celery Cardoon Celtuce Florence Fennel Rhubarb Swiss Chard	Early blight (<i>Cercospora apii</i>) Late blight (<i>Septoria apicola</i>)	4 fl. oz. (0.1125 lb. a.i.)	Apply on a 7-day schedule either by ground or air. Sharda Propiconazole 41.8% may be tank mixed with an appropriate spreader-sticker. Apply in 10 gals. of water for ground application or 5 gals. of water for aerial application.
Celery and Leaf Petiole Restrictions: <ul style="list-style-type: none"> - DO NOT apply more than 16 fl. oz. per acre per crop year. - DO NOT apply more 4 fl. oz. (0.1125 lb. a.i.) per acre per application. - DO NOT apply within 14 days of harvest (PHI). - DO NOT apply more than 0.45 lb. a.i. propiconazole per acre per year. - DO NOT apply more than 4 applications per year. - Minimum retreatment interval (RTI) is 7 days. 			
CEREALS Wheat Barley Rye Triticale Oats	Control of leaf diseases: Rusts (<i>Puccinia</i> spp.) Powdery mildew (<i>Erysiphe</i> spp.) Leaf blight Glume blotch Tan spot (<i>Pyrenophora tritici-repentis</i>) Helminthosporium leaf blight Spot blotch (<i>Bipolaris sorokiniana</i>) Barley scald (<i>Rhynchosporium secalis</i>) Barley stripe Net blotch (<i>Pyrenophora teres</i>) Fusarium head blight (suppression only)	4 fl. oz. (0.1125 lb. a.i.)	Protecting the flag leaf is important for maximizing yield. When applied at 50% to fully emerged, the highest yields are normally obtained. Applications may be made no closer than at 14-day intervals. The use of an oil-based adjuvant may improve spray coverage.
	Early Season Suppression of: Tan spot Powdery mildew Glume blotch Leaf blight (<i>Septoria tritici</i>)	2 - 4 fl. oz. (0.056 - 0.1125 lb. a.i.)	For early season leaf disease suppression, apply at the specified rate for suppression of listed diseases. Apply in the spring. Make a second application up to Feekes growth stage 10.5 for season long control. Applications may be made no closer than a 14-day interval.
	Foot rot (<i>Pseudocercospora</i> spp.)	4 fl. oz. (0.1125 lb. a.i.)	Apply the specified rate of Sharda Propiconazole 41.8% per acre plus half rates of other EPA-registered fungicides. Apply at tillering but before elongation has occurred.
Applications may be made using ground, air, or chemigation equipment.			
Cereal Restrictions: <ul style="list-style-type: none"> - DO NOT apply more 8 fl. oz. per acre per year. - DO NOT apply more than 4 fl. oz. (0.1125 lb. a.i.) per acre per year, if forage or hay will be harvested. - DO NOT apply more 4 fl. oz. (0.1125 lb. a.i.) per application. - DO NOT apply within 30 days of harvest for forage, 40 days before harvest for grain and straw, and 45 days before harvest for hay. - DO NOT apply more than 0.22 lb. a.i. propiconazole per acre per year. - DO NOT apply more than 2 applications per year when applying at the highest reate (4 fl. oz.) or 4 applications per year when applying the lowest rate (2 fl. oz.). - For barley, oats, rye, and triticales, apply to the emerging flag leaf; but DO NOT apply after the ligule of the flag leaf emerges (Feekes growth stage 9). For wheat only, apply until full head emergence (Feekes growth stage 10.5.4). - DO NOT apply within 7 days of harvest for forage or hay (PHI). - Minimum retreatment interval (RTI) is 14 days. 			
CITRUS (non-bearing) Calamondin Citron Citrus hybrids Grapefruit	Greasy spot	6 - 8 fl. oz. (0.169 – 0.225 lb. a.i.)	Begin applications in June. Apply at 30-day intervals through August. Sharda Propiconazole 41.8% may be applied by either ground or aerial application in a minimum of 15 gals. per acre.

Kumquat Lemon Lime Mandarin Orange (sour and sweet) Pummelo Satsuma Mandarin Tangerine Including all cultivars and/or hybrids of these			
Citrus Restrictions: <ul style="list-style-type: none"> - DO NOT apply more than 24 fl. oz. per acre per year. - DO NOT apply more than 8 fl. oz. per acre per application. - DO NOT apply to citrus that will bear harvestable fruit within 12 months. - DO NOT apply more than 0.67 lb. a.i. propiconazole per acre per year. - DO NOT apply more than 3 applications per year when applying at the highest reate (8 fl. oz./A) or 4 applications per year when applying at the lowest rate (6 fl. oz./A). - Minimum retreatment interval (RTI) is 30 days. 			
CORN (FIELD, SEED, AND POPCORN) SWEET CORN	Helminthosporium leaf blights (<i>Helminthosporium maydis</i> , <i>H. turcicum</i> , and <i>H. carbonum</i>)	2 - 4 fl. oz. (0.056 - 0.1125 lb. a.i.)	Apply when disease first appears and continue on a 7- to 14-day schedule. Use the low rate when disease pressure is low. Under heavy pressure or when conditions favor disease development, apply the high rate. Apply by ground, air, or chemigation.
	Rusts (<i>Puccinia</i> spp.) Gray leaf spot (<i>Cercospora zeae-maydis</i>) Eye spot (<i>Kabatiella zeae</i>)	4 fl. oz. (0.1125 lb. a.i.)	Apply by ground, air, or chemigation when rust pustules first appear and continue on a 7- to 14-day schedule when conditions favor disease development. For best disease control, early applications at initial disease onset perform better.
Corn Restrictions: For field corn, field corn grown for seed, and popcorn: <ul style="list-style-type: none"> - DO NOT apply more than 16 fl. oz. per acre per year. - DO NOT apply more than 4 fl. oz. per acre per application. - DO NOT apply within 30 days of harvest for forage, grain, and stover (PHI). - DO NOT apply more than 8 fl. oz. per acre per year on field corn harvested for forage. - DO NOT apply more than 0.45 lb. a.i. propiconazole per acre per year. - DO NOT apply more than 4 applications per year when applying at the highest rate (4 fl. oz./A) or 8 applications per year when applying at the lowest rate (2 fl. oz./A). - Minimum retreatment interval (RTI) is 7 days. For sweet corn: <ul style="list-style-type: none"> - DO NOT apply within 14 days of harvest for ears and 14 days of harvest for forage (PHI). - Minimum retreatment interval (RTI) is 7 days. 			
CRANBERRIES [OR, WA, WI only]	Cottonball (<i>Monilinia oxycocci</i>)	4 - 6 fl. oz. (0.1125 - 0.169 lb. a.i.)	Make the first application at leaf bud break. Make the second application 14 days later. Make the third application at early bloom and repeat again in 14 days. Under severe pressure, use the higher rate for control. Apply by either ground or aerial application equipment in a minimum of 20 gals. per acre.
Cranberry Restrictions: <ul style="list-style-type: none"> - DO NOT apply more than 24 fl. oz. per acre per year. - Do apply more than 6 fl. oz. per acre per application. - DO NOT apply within 45 days of harvest (PHI). - DO NOT apply more than 0.67 lb. a.i. propiconazole per acre per year. - DO NOT apply more than 4 applications per year when applying at the highest rate (6 fl. oz./A) or 6 application per year when applying at the lowest rate (4 fl. oz./A). - DO NOT allow release of irrigation of flood water to non-target aquatic habitat for at least 14 days after the last application. - DO NOT use cranberry fields used for aquaculture of fish and crustaceans. - DO NOT apply when weather conditions favor drift from treated areas to non-target aquatic habitat. Applicators must use care in making applications near non-target aquatic habitats. - DO NOT apply to flooded crop. - Minimum retreatment interval (RTI) is 14 days. 			

FILBERTS (Hazelnuts)	Eastern Filbert blight (<i>Anisogramma anomala</i>)	5 - 8 fl. oz. (0.14 - 0.225 lb. a.i.)	Begin applications when green leaf tissue becomes visible and continue at 14- to 21-day intervals. Under severe disease conditions, use the higher rate and shorter interval. On certain varieties, Sharda Propiconazole 41.8% applications may cause smaller and/or greener leaves. Yields of filberts displaying these characteristics have not been reduced due to propiconazole treatments. Apply by either ground or aerial application in a minimum of 15 gals. per acre.
Filbert Restrictions: <ul style="list-style-type: none"> - DO NOT apply more than 32 fl. oz. per acre per year. - DO NOT apply more than 8 fl. oz. (0.225 lb. ai.i) per acre per application. - DO NOT apply more than 0.9 lb. a.i. propiconazole per acre per year. - DO NOT apply more than 4 applications when applying at the highest rate (8 fl. oz./A) or 6 applications per year when applying at the lowest rate (5 fl. oz./A). - DO NOT apply within 60 days of harvest (PHI). - DO NOT graze livestock in treated areas or cut treated crop for feed. - Minimum retreatment interval (RTI) is 14 days. 			
GRASSES GROWN FOR SEED [NEBRASKA, OREGON, WASHINGTON, IDAHO, AND MINNESOTA ONLY]	Rusts (<i>Puccinia</i> spp.) Powdery mildew (<i>Erysiphe</i> spp.) Selenophoma stem eye spot (<i>Selenophoma</i>) Ergot Suppression	4 - 8 fl. oz. (0.1125 - 0.225 lb. a.i.)	Apply by ground, by air in a minimum of 10 gals. of water per acre, or through irrigation equipment. Apply when powdery mildew and Selenophoma infections or rust pustules are noticeable and increasing in number in late spring or early summer. Repeat at 14- to 21-day intervals. To maximize control under severe rust pressure, use the higher rate of 8 fl. oz. per acre and make applications at 14-day intervals until the seed is mature. Make the last application at least 20 days before seed matures. For bluegrass, it is important to begin applications early in the growing season.
Grasses Grown for Seed Restrictions: <ul style="list-style-type: none"> - DO NOT apply more than 32 fl. oz. per acre per year. - DO NOT apply more than 8 fl. oz. (0.225 lb. ai.i) per acre per application. - DO NOT apply within 20 days of harvest of seed (PHI). - DO NOT feed hay cut within 20 days of the last application. - DO NOT graze treated areas within 140 days of the last application. - DO NOT apply more than 0.9 lb. a.i. propiconazole per acre per year. - DO NOT apply more than 4 applications per year when applying at the highest rate (8 fl. oz./A) or 8 applications per year when applying at the lowest rate (4 fl. oz./A). - DO NOT apply to Bermudagrass grown for seed. - Minimum retreatment interval (RTI) is 14 days. 			
MINT [Oregon, Washington Only - West of the Cascade Mountains]	Rust (<i>Puccinia menthae</i>)	4 fl. oz. (0.1125 lb. a.i.)	Apply in a minimum of 20 gals. of water per acre using ground application. Begin applications when plants are 2 - 4 inches high or when conditions become favorable for disease development. Make a second application 14 days after the first application.
Mint Restrictions: <ul style="list-style-type: none"> - DO NOT apply within 7 days of harvest (PHI). - DO NOT exceed 12 fl. oz. per acre per year. - DO NOT apply more than 4 fl. oz. (0.1125 lb. a.i.) per acre per application. - DO NOT apply more than 0.34 lb. a.i. propiconazole per acre per year. - DO NOT apply more than 3 applications per year. - Minimum retreatment interval (RTI) is 14 days. 			
PARSLEY Fresh and Dried Leaves CILANTRO (Coriander), Leaves	Leaf Spot (<i>Cercospora</i> spp.) Leaf Spot (<i>Alternaria</i> spp.) Powdery Mildew (<i>Erysiphe</i> spp.)	3 - 4 fl. oz. (0.08 - 0.1125 lb. a.i.)	Begin applications at first sign of disease and repeat on a 14 day interval. Make no more than 2 consecutive applications before rotating to another registered fungicide with a different mode of action. If disease levels continue to increase, immediately switch to a fungicide with a different mode of action. Applications are most effective when applied and allowed to dry before a rainfall. Use sufficient water volume to provide thorough coverage. Sharda Propiconazole 41.8% can be applied by air, ground, or chemigation equipment.

PARSLEY/CILANTRO Restrictions:

- **DO NOT** apply more than 16 fl. oz./A/year of **Sharda Propiconazole 41.8%**.
- **DO NOT** exceed 4 applications per year when applying at the highest rate (4 fl. oz./A) or 5 applications per year when applying at the lowest rate (3 fl. oz./A).
- **DO NOT** apply more than 0.45 lb. a.i. propiconazole/A/year.
- **DO NOT** apply within 14 days of harvest.

Bulb Vegetables Bulb Onions Subgroup 3-07A Garlic Bulb Onions Bulb Shallot Bulb Cultivars, varieties, and/or hybrids of these. See additional crops below. Green Onions Subgroup 3-07B Leek Fresh Onion Green Onion Fresh Shallot Leaves Green Shallots Green Eschalots Japanese bunching onions Leeks Spring Onions Scallions And or Cultivars, varieties, and/or hybrids of these. See additional crops below.	Purple blotch (<i>Alternaria porri</i>) Suppression of Botrytis leaf blight (<i>Botrytis squamosa</i>)	4 - 8 fl. oz. (0.1125 - 0.225 lb. a.i.)	Apply 2-4 fl. oz. of Sharda Propiconazole 41.8% in combination with another fungicide registered for control of botrytis leaf blight or purple blotch. Begin applications when conditions favor disease development and continue on 7-day interval or according to the tank mix partner label. Use the higher rate when disease conditions are severe. To achieve optimum disease control, use a wetting agent or spreader-sticker.
		Sharda Propiconazole 41.8% plus a tank mix partner 2 - 4 fl. oz. (0.056 - 0.1125 lb. a.i.)	
		2 fl. oz. plus chlorothalonil at 0.75 lb. a.i.	Apply specified rate of Sharda Propiconazole 41.8% with 0.75 lb a.i. of chlorothalonil per acre. Begin applications when conditions favor disease development. Continue applications on a 7- to 10-day interval

Additional Bulb Onions: Daylily, Fritillaria, Great-headed Garlic, Serpent Garlic, Lily, Chinese Onion, Pearl Onion, Potato Onion

Additional Green Onions: Fresh Chive Leaves, Fresh Chinese Chive Leaves, Hosta Elegans, Fritillaria Leaves, Kurrat, Lady's Leek, Wild Leek, Beltsville Bunching Onion, Macrostem Onion, Tree Tops Onion, Welsh Onion Tops

Bulb Onion, Garlic, Shallot, and Green Onion Restrictions:

- **DO NOT** apply more than 16 fl. oz. per acre per year.
- **DO NOT** apply more than 8 fl. oz. (0.225 lb. a.i.) per acre per application.
- **DO NOT** apply more than 2 applications per year when applying at the highest rate (8 fl. oz./A) or 8 applications per year when applying at the lowest rate (2 fl. oz./A). When applying 4 fl. oz./A, **DO NOT** apply more than 4 applications per year.
- **DO NOT** apply within 14 days of harvest on dry bulb onions (PHI).
- May be applied on the day 0 of harvest (0-day PHI) for green onion types (PHI).
- **DO NOT** apply more than 0.45 lb. a.i. propiconazole per acre per year.
- Minimum retreatment interval (RTI) is 7 days.

PEANUTS	Late leaf spot (<i>Cercosporidium</i>)	2.5 - 4 fl. oz.	Use 2.5 - 4 fl. oz. on Early leaf spot.
----------------	--	-----------------	---

	Early leaf spot (<i>Cercospora arachnicola</i>) Rust (<i>Puccinia arachidis</i>) Web blotch (<i>Phoma arachidicola</i>)	(0.07 – 0.1125 lb. a.i.)	Use 4 fl. oz. on all other listed diseases. Apply Sharda Propiconazole 41.8 % alone using ground, aerial, or chemigation equipment beginning applications 35 - 40 days after planting or at the first appearance of disease. Continue applications on a 10- to 14-day schedule. Under heavy disease pressure, use higher application rates. Sharda Propiconazole 41.8% also may be used in State Agricultural Extension advisory (disease forecasting) programs which advise or direct application timing based on environmental factors favorable for disease development.
	Southern stem rot (<i>Sclerotium rolfsii</i>)	See Instructions section for appropriate rate.	<p>Apply according to one of the following schedules:</p> <p>A. Apply 4 fl. oz. per acre to the crown and pegging zones of the plant using chemigation or directed ground application. Begin applications 45 days after planting or at the first appearance of disease, and repeat on a 14 day schedule.</p> <p>B. Apply 8 fl. oz. per acre to the crown and pegging zones of the plant using chemigation or directed ground application. Make 2 applications; the first at pegging (approximately 60 days after planting) or at the first appearance of disease, and the second application 3 - 4 weeks later.</p> <p>Irrigation: When applying in irrigation water for Southern Stem Rot Control, use a minimum of 0.25 - 0.5 inch of irrigation water per acre. Use enough water so that the fungicide penetrates the peanut canopy and reaches the crown of the plant where <i>Sclerotium rolfsii</i> is most active.</p> <p>When using this product via irrigation or directed ground application, use additional methods for leaf spot control.</p>

Peanut Restrictions:

- **DO NOT** apply more than 16 fl. oz. per acre per year.
- **DO NOT** apply more than 8 fl. oz. (0.225 lb. ai.i) per acre per application.
- **DO NOT** feed hay from treated fields to livestock if the high rate was used (8 fl. oz./A).
- **DO NOT** apply within 14 days of harvest when using no more than 4 fl. oz. per acre and within 21 days of harvest using 8 fl. oz. per acre (PHI).
- **DO NOT** apply more than 0.45 lb. a.i. propiconazole per acre per year.
- **DO NOT** apply more than 2 applications per year when applying at the highest rate (8 fl. oz./A) or 6 applications per year when applying at the lowest rate (2.5 fl. oz./A). When applying 4 fl. oz./A, **DO NOT** apply more 4 applications per year.
- Minimum retreatment interval (RTI) is 10 days.

PECANS	Pecan scab (<i>Cladosporium caryigenum</i>) Downy spot (<i>Mycosphaerella caryigena</i>) Liver spot (<i>Gnomonia caryae</i> pv <i>pecanae</i>) Vein spot (<i>Gnomonia nerviseda</i>) Zonate leaf spot (<i>Cristulariella moricola</i>) Powdery mildew (<i>Microsphaera penicillata</i>)	4 - 8 fl. oz. (0.1125 - 0.225 lb. a.i.)	<p>Pecan scab: Apply 4 - 8 fl. oz. per acre on a 14-day schedule during bud break and pre-pollination sprays. Apply 6 - 8 fl. oz. per acre during nut formation and cover sprays. Use higher rates when disease pressure is heavier.</p> <p>Other listed foliar diseases: Apply 4 fl. oz. per acre with other registered pecan products labeled for these mid to later season foliar diseases. Observe all directions, precautions, and limitations for the other products. Sharda Propiconazole 41.8% may be applied by either ground or by aerial application in a minimum of 20 gals. per acre. Propiconazole may have effects on federally listed threatened and endangered species or critical habitat in some counties. When using this product, you must follow the measures contained in the County Bulletin for the county in which you are making the pesticide application. To determine whether your county has a bulletin, consult http://www.epa.gov/espp/usa-map.htm. Bulletins may also be available from local pesticide dealers, extension offices, or state pesticide agencies.</p>
---------------	--	---	---

Pecan Restrictions:

- **DO NOT** apply more than 32 fl. oz. per acre per year.
- **DO NOT** apply more than 8 fl. oz. (0.225 lb. ai.i) per acre per application.
- **DO NOT** apply after shuck split or within 45 days of harvest, whichever comes first.
- **DO NOT** apply more than 0.9 lb. a.i. of propiconazole per acre per year.
- **DO NOT** apply more than 4 applications per year when applying at the highest rate (8 fl. oz./A) or 8 applications per year when

applying the lowest rate (4 fl. oz./A). - DO NOT graze livestock in treated areas or cut treated cover crop for feed. - Minimum retreatment interval (RTI) is 14 days.			
PINEAPPLE (Seed piece treatment only) [HAWAII ONLY]	butt rot disease of pineapple (<i>Ceratocystis paradoxa</i>)	0.75 fl. oz. (22 mL or 0.21 lb. a.i.) per 100 gals. of water (1:17,000)	Treatments can be made in either a cold or hot water dip. Cold Water Dip - Immerse crowns to give thorough wetting, remove, and allow to drain. Hot Water Dip - Maintain water temperature at 125°F (52°C). Soak crowns for 20 - 30 minutes, remove, and allow to drain.
Pineapple Restrictions: - DO NOT use treated crowns for food or feed. - DO NOT graze while plant is growing. - DO NOT graze tops until fruit is harvested. - Dispose of used dip solution according to local, State, and Federal regulations.			
PISTACHIOS	Botryosphaeria Panicle and Shoot blight (<i>Botryosphaeria dothidea</i>)	5 - 8 fl. oz. (0.14 – 0.225 lb. a.i.)	Begin applications when green leaf tissue becomes visible and continue on a 14- to 21-day interval. Under severe disease conditions, use the higher rate and the shorter interval. Under certain conditions Sharda Propiconazole 41.8% applications may cause smaller and/or greener leaves. Yields of pistachios displaying these characteristics have not been reduced due to Sharda Propiconazole 41.8% treatments. Apply by either ground or by aerial application in a minimum of 15 gals. per acre.
Pistachio Restrictions: - DO NOT apply more than 32 fl. oz. per acre. - DO NOT apply more than 8 fl. oz. (0.225 lb. ai.i) per acre per application. - DO NOT apply more than 4 applications when applying the highest rate (8 fl. oz./A) or 6 applications when applying the lowest rate (5 fl. oz./A). - DO NOT apply within 60 days of harvest (PHI). - DO NOT apply more than 0.9 lb. a.i. propiconazole per acre per year. - DO NOT graze livestock in treated areas or cut treated cover crop for feed. - Minimum retreatment interval (RTI) is 14 days.			
RICE	Sheath blight (<i>Rhizoctonia solani</i>) Brown leaf spot (<i>Helminthosporium oryzae</i>) Narrow brown leaf spot and brown blotch (<i>Cercospora oryzae</i>) Leaf smut (<i>Entyloma oryzae</i>) Sheath spot (<i>Rhizoctonia oryzae</i>) Kernel smut (<i>Tilletia barclayana</i>) Aggregate sheath spot (<i>Rhizoctonia oryzae-sativa</i>) Black sheath rot (<i>Gaeumannomyces graminis</i>) Stem rot suppression (<i>Sclerotium oryzae</i>) False smut suppression (<i>Ustilaginoidea virens</i>)	See Instructions section for appropriate rate.	The timing of application will depend on disease severity, disease complex, and rice variety and growth stage. Apply Sharda Propiconazole 41.8% at specified rates on either of the following schedules as an aerial spray in 5 - 10 gals. of water per acre: A. 6 fl. oz. per acre at first internode elongation (up to 2 inch panicle) and repeat at swollen boot. Make the second application 10- to 14-days after the first application, but before the boot splits and head emerges. Sharda Propiconazole 41.8% provides best control of sheath blight when the first application is applied at disease appearance in the field. Make the first application when 5% or fewer of the tillers are infected. B. 10 fl. oz. per acre at first internode elongation (up to 2 inch panicle). Use the 10 oz. rate if greater than 10% of the tillers are infected with sheath blight. If disease reappears, use another registered fungicide for the second application. C. Apply 6 fl. oz. per acre in a tank mix with Quadris® or other fungicides for control of diseases of rice.
WILD RICE [MN only]	Helminthosporium leaf blight and brown spot (<i>Bipolaris</i> spp.)	6 - 8 fl. oz. (0.169 – 0.225 lb. a.i.)	Apply specified rate of Sharda Propiconazole 41.8% per acre at both booting and heading, or make a single application of 8 fl. oz. per acre at booting. Make application using aerial application equipment. The minimum application interval is 10 days.
For Rice and Wild Rice Uses: Propiconazole may have effects on federally listed threatened and endangered species or critical habitat in some counties. When using this product you must follow the measures contained in the County Bulletin for the county in which you are making the pesticide application. To determine whether your			

- Minimum retreatment interval (RTI) is 14 days.			
STONE FRUIT: Apricots, Cherries (Sweet and Tart), Nectarines, Peaches, Plums, Plumcots, Prunes And Cultivars and/or Hybrids of These	Brown rot blossom blight (<i>Monilinia</i> spp.)	4 fl. oz. (0.1125 lb. a.i.)	Apply by ground or air in a minimum of 15 gals. per acre at early bloom stage. Stone fruit diseases are most effectively controlled by ground applications. If disease pressure is low, a second application may be made as needed up through petal fall. Make a second application if disease pressure is high or for susceptible varieties at 75 - 100% bloom. If blossoming is prolonged or conditions favorable for disease persist, make a third application at petal fall.
	Powdery mildew (<i>Podosphaera</i> spp.) Cherry leaf spot (<i>Blumeriella jaapii</i>) Rust (<i>Tranzschelia discolor</i>)	4 fl. oz. (0.1125 lb. a.i.)	Follow the brown rot blossom blight schedule above applying by ground or air in a minimum of 15 gals. per acre. Stone fruit diseases are most effectively controlled by ground applications. Make up to 2 additional applications on a 10- to 14-day interval from the end of petal fall to harvest.
	Fruit brown rot (<i>Monilinia</i> spp.)	4 fl. oz. (0.1125 lb. a.i.)	Apply by ground or air in a minimum of 15 gals. per acre as needed with a maximum of 2 sprays during the pre-harvest period up to the day of harvest (0-day PHI). Stone fruit diseases are most effectively controlled by ground applications. If high inoculum and severe disease conditions persist, apply another registered fungicide after the 2 Sharda Propiconazole 41.8% applications.
Stone Fruit Restrictions: <ul style="list-style-type: none"> - May be applied on the day of harvest (0-day PHI). - DO NOT apply more than 0.56 lb. propiconazole per acre per year. - DO NOT apply more than 20 fl. oz. per acre per year. - DO NOT apply more than 4 fl. oz. (0.1125 lb. a.i.) per acre per application. - DO NOT apply more than 5 applications per year. - Minimum retreatment interval (RTI) is 10 days. Stone Fruit Precaution: <ul style="list-style-type: none"> - Applications made during bloom to Stanley plums have occasionally caused fruit to be less oval in shape and smaller in size at harvest. To avoid this, DO NOT apply to Stanley plums earlier than 21 days before harvest. 			
STRAWBERRIES AND OTHER LOW GROWING BERRY (Subgroup 13- 07G (except Cranberry))	Anthrachnose (<i>Colletotrichum acutatum</i>) Leaf spot (<i>Cercospora fragariae</i>) Powdery mildew (<i>Sphaerotheca macularis</i>) Leaf rust (<i>Phragmidium potentillae</i>)	4 fl. oz. (0.1125 lb. a.i.)	Begin applications when disease levels are no more than 5%. Apply up to 4 times on a 7-day interval. Make no more than 2 consecutive applications before rotating to another registered fungicide with a different mode of action. This product may be applied by either ground in a minimum of 20 gals. Per acre or aerial in a minimum of 15 gals. Per acre.
Strawberry Restrictions: <ul style="list-style-type: none"> - DO NOT apply more than 16 fl. oz. per acre per year. - DO NOT apply more than 4 fl. oz. per acre per application. - DO NOT apply more than 4 applications per year. - May be applied on the day of harvest (0-day PHI). - DO NOT apply more than 0.45 lb. a.i. propiconazole per acre per year. - Minimum retreatment interval (RTI) is 7 days. 			
SUGAR BEETS	Leaf spot (<i>Cercospora beticola</i>) Powdery mildew (<i>Erysiphe polygoni</i>)	4 fl. oz. (0.1125 lb. a.i.)	Begin applications are first sign of disease and repeat at 10- to 14-day intervals. Make no more than 2 consecutive applications before rotating to another registered fungicide with a different mode of action. If disease levels continue to increase, immediately switch to a fungicide with a different mode of action. This product may be applied by air, ground, or chemigation equipment. Use dilution rates found in the APPLICATION INSTRUCTIONS section of this label.
Sugar Beet Restrictions: <ul style="list-style-type: none"> - DO NOT apply more than 12 fl. oz. per acre per year. - DO NOT apply more than 4 fl. oz. (0.1125 lb. a.i.) per acre per application. - DO NOT apply more than 3 applications per year. - DO NOT apply within 21 days of harvest. - DO NOT apply more than 0.34 lb. a.i. propiconazole per acre per year. - Minimum retreatment interval (RTI) is 10 days. 			
SUGARCANE (Seed Piece Treatment Only) [HAWAII]	Pineapple disease (<i>Ceratocystis paradoxa</i>)	0.75 fl. oz. (22 mL or 0.21 lb. a.i) per 100 gals. Of	For this use only in Hawaii. Apply this product to cut seed pieces. Treatments can be applied in either a cold or hot water dip.

ONLY]		water (1:17,000)	Cold Water Dip – Immerse seed pieces to give thorough wetting, remove, and allow to drain. Hot Water Dip – Maintain water temperature at 125°F (52°C). Soak the seed pieces for 20 – 30 minutes, remove, and allow to drain. Conveyor Belt Treatment – Treat seed pieces with Sharda Propiconazole 41.8% /water solution using in-line directed spray sufficient to wet cut ends.
Sugarcane Restrictions: - DO NOT use treated seed pieces for food or feed purposes. - Dispose of spent dip solution according to state and federal regulations.			
TREE NUTS (Crop group 14-12) Almond (see ALMOND section) Beechnut Brazil Nut Butternut Cashew Chestnut Chinquapin Filbert (see FILBERT section) Hickory Macadamia Pecan (see PECAN section) Walnut Pistachios (see PISTACHIO section) See list below for tree nuts	Foliar Diseases	4 – 8 fl. oz. (0.1125 - 0.225 lb. a.i.)	Apply at first sign of disease. Repeat on a 7-14 day interval. May be applied by either ground or aerial application in a minimum of 15 gals. Per acre. Tree nut diseases are most effectively controlled by ground applications.
Complete List of Tree Nut Crops: African nut-tree; almond; beechnut; Brazil nut; Brazilian pine; bunya; bur oak; butternut; Cajou nut; candlenut; cashew; chestnut; chinquapin; coconut; coquito nut; dika nut; ginkgo; Guiana chestnut; hazelnut (filbert); heartnut; hickory nut; Japanese horse-chestnut; macadamia nut; mongongo nut; monkeypot; monkey puzzle nut; Okari nut; Pachira nut; peach palm nut; pecan; pequi; Pili nut; pine nut; pistachio; Sapucaia nut; tropical almond; walnut, black; walnut, English; yellowhorn; cultivars, varieties, and/or hybrids of these.			
Tree Nut Restrictions: - DO NOT apply more than 32 fl. oz. per acre per year. - DO NOT apply more than 8 fl. oz. (0.225 lb. a.i.) per acre per application. - DO NOT apply more than 4 applications per year when applying at the highest rate (8 fl. oz./A) or 8 applications per year when applying at the lowest rate (4 fl. oz./A). - DO NOT apply within 60 days of harvest except for pecan (see specific directions in the PECAN section of this label). - DO NOT apply more than 0.9 lb. a.i. propiconazole per acre per year. - DO NOT graze livestock in treated areas or cut treated cover crop for feed. - Minimum retreatment interval (RTI) is 7 days.			

NON-AGRICULTURAL USE REQUIREMENTS

The requirements in this box apply to uses of this product that are NOT within the scope of the Worker Protection Standard for agricultural pesticides (40 CFR Part 170). The WPS applies when this product is used to produce agricultural plants on farms, forests, nurseries, or greenhouses.

DO NOT enter treated areas without protective clothing until sprays have dried.

INFORMATION FOR TURFGRASS AND ORNAMENTAL USES

Sharda Propiconazole 41.8% is a systematic fungicide for use on turfgrasses for the control of dollar spot (*Sclerotinia homoeocarpa*), brown patch (*Rhizoctonia solani*), anthracnose (*Colletotrichum graminicola*), red thread (*Laetisaria fuciformis*), pink patch (*Limonomyces roseipellis*), rust (*Puccinia graminis*), powdery mildew (*Erysiphe graminis*), stripe smut (*Ustilago striiformis* and *Urocystis agropyri*), summer patch (*Magnaporthe poae*), necrotic ring spot (*Leptosphaeria korrae*), spring dead spot (*Leptosphaeria*

korrae, *Leptosphaeria narmari*, *Ophiosphaerella herpotricha*, *Gaeumannomyces graminis*), take-all patch (*Gaeumannomyces graminis*), leaf spot (*Bipolaris* spp., *Drechslera* spp.), gray leaf spot (*Pyricularia grisea*), pink snow mold (*Microdochium nivale*), Fusarium patch (*Fusarium nivale*), gray snow mold (*Typhula* spp.), yellow patch (*Rhizoctonia cerealis*), and zoysia patch (*Rhizoctonia solani*).

Sharda Propiconazole 41.8% also controls numerous diseases on ornamentals and other landscape and nursery plantings. It controls powdery mildews, rusts, leaf spots, scabs, and blights. Refer to the appropriate section for specified diseases and plants.

Restrictions:

- **DO NOT** apply more than 0.45 gallon of product/A or 1.3 fl. oz./1,000 sq. ft. (1.79 lbs. a.i./A) per application.
- **DO NOT** apply more than 1.8 gallons of product/A or 5.3 fl. oz./1,000 sq. ft. (7.2 lbs. a.i./A) per year.
- Minimum Application Interval: 14 days.
- **DO NOT** apply this product through any type of irrigation system.
- **DO NOT** use **Sharda Propiconazole 41.8%** in greenhouses or as a tree injection.
- **DO NOT** graze animals on treated areas.
- **DO NOT** feed clippings from treated areas to livestock or poultry.
- **DO NOT** apply more than 1.44 fl. oz. per 1,000 sq. ft. every 30 days on any variety of bermudagrass.
- In Florida, **DO NOT** apply **Sharda Propiconazole 41.8%** to bermudagrass golf course greens when temperature exceed 90°F.
- **DO NOT** apply to apple, Bartlett pear, cherry, citrus, nectarine, peach, pecan, plum or walnut trees that will bear harvestable fruit within 12 months.

MIXING INSTRUCTIONS

Fill the spray tank $\frac{1}{2}$ - $\frac{3}{4}$ full with water. Add the proper amount of **Sharda Propiconazole 41.8%** and then add the rest of the water. Provide sufficient agitation during mixing and application to maintain a uniform emulsion.

If **Sharda Propiconazole 41.8%** is tank mixed with other products, use the following sequence:

1. Always check the compatibility of the tank mix using a jar test with proportionate amounts of **Sharda Propiconazole 41.8%**, other chemicals to be used, and the water, before mixing in the spray tank.
2. Provide sufficient jet or mechanical agitation during filling and application to keep the tank mix uniformly suspended.
3. Fill tank at least $\frac{1}{2}$ full of clean water.
4. Add wettable powders to the tank first, allowing them to completely suspend in the tank before proceeding. This process can be hastened by premixing the product in water before adding to the tank.
5. Add flowables or suspensions next.
6. Add **Sharda Propiconazole 41.8%** next.
7. Add emulsifiable concentrates last.
8. **DO NOT** leave tank mix combinations in the spray tank for prolonged periods without agitation. Mix and apply the same day.

TANK MIXES

For broader spectrum control, **Sharda Propiconazole 41.8%** can be tank mixed with other fungicides. **Sharda Propiconazole 41.8%** is also compatible with numerous herbicides and insecticides. Check compatibility before tank mixing. Add Unite® (3 pts. per 100 gals.) to tank mixes which are incompatible. Follow the directions under **MIXING INSTRUCTIONS** section of this label for tank mixes. **It is the pesticide user's responsibility to ensure that all products are registered for the intended use. Read and follow the applicable restrictions and limitations and directions for use on all product labels involved in tank mixing. Users must follow the most restrictive directions for use and precautionary statements of each product in the tank mixture.**

TURFGRASS AND DICHONDRA DISEASE CONTROL

- USE **SHARDA PROPICONAZOLE 41.8%** IN A PREVENTATIVE DISEASE CONTROL PROGRAM.
- Apply sufficient water to ensure thorough coverage.
- Apply after mowing or allow sprayed area to completely dry before mowing.
- For control of foliar diseases, allow sprayed area to completely dry before irrigation.
- For control of soil-borne diseases, **Sharda Propiconazole 41.8%** can be watered in after application.
- Under conditions optimum for high disease pressure, use the higher rate and the shorter interval.
- For optimum turf quality and disease control, use **Sharda Propiconazole 41.8%** in conjunction with turf management practices that promote good plant health and optimum disease control.
- Evaluate spray additives prior to use. Label directions are based on data obtained with no additives.
- Before use of any fungicide, proper diagnosis of the organism causing the disease is important. Use of diagnostic kits or other means of identification of the disease organism is essential to determine the best control measures.

Turfgrass – Specific Diseases, Rates, and Application Timing

Disease	Fl. Oz. Per 1,000 Sq. Ft.	Fl. Oz. Per Acre	Application Interval/Timing	Application Instructions
Dollar Spot (<i>Sclerotinia homoeocarpa</i>)	0.18	8	14 days	Apply when conditions are favorable for disease development.
	0.18	8	14 days	Tank mix with low label rate of one of the following fungicide: chlorothalonil
	0.37	16	21 - 28 days	Tank mix with low label rate of one of the following fungicides: chlorothalonil, iprodione
	0.37 - 0.73	16 - 32	14 - 28 days	If using the 0.37 - 0.73 fl. oz. per 1,000 sq. ft. rate without

Disease	Fl. Oz. Per 1,000 Sq. Ft.	Fl. Oz. Per Acre	Application Interval/Timing	Application Instructions
				tank mixing, make no more than 3 consecutive applications for dollar spot control before rotating to an alternate EPA registered fungicide having a different mode of action.
Anthracnose (<i>Colletotrichum graminicola</i>)	0.37 - 0.73	16 - 32	14 - 28 days	Apply when conditions are favorable for disease development. When disease pressure is high, use higher rates of Sharda Propiconazole 41.8% and shorter intervals. For broad spectrum control, tank mix with a registered contact fungicide at the label rate. If disease is present, mix 0.73 fl. oz. of Sharda Propiconazole 41.8% per 1,000 sq. ft. with the label rate of the above-mentioned fungicide.
Brown Patch (<i>Rhizoctonia solani</i>)	0.37 - 0.73	16 - 32	14 - 21 days	Begin applications in May or June before disease is present. Tank mix with a registered contact fungicide labeled for Brown Patch control at the label rate. Under conditions of high temperatures and high humidity, use the higher rates of Sharda Propiconazole 41.8% and shorter intervals.
Powdery Mildew (<i>Erysiphe graminis</i>) Rust (<i>Puccinia graminis</i>)	0.37 - 0.73	16 - 32	14 - 28 days	Apply when conditions are favorable for disease development. If disease is present, use 0.73 fl. oz. of Sharda Propiconazole 41.8% per 1,000 sq. ft.
Red Thread (<i>Laetisaria fuciformis</i>) Pink Patch (<i>Limonomyces roseipellis</i>)	0.37	32	14 - 21 days	Apply when conditions are favorable for disease development.
Stripe Smut (<i>Ustilago striiformis</i>) (<i>Urocystis agropyri</i>)	0.37 - 0.73	16 - 32	Fall or Spring	Apply once in the fall after grass becomes dormant or in the early spring before grass starts to grow.
Gray Leaf Spot (<i>Pyricularia grisea</i>)	0.37 - 0.73	16 - 32	14 days	Apply when conditions are favorable for disease development. If using the 0.37 fl. oz. per 1,000 sq. ft. rate, tank mix with a registered contact fungicide at the label rate.
Melting out, Leaf Spot (<i>Bipolaris</i> spp.) (<i>Drechslera</i> spp.)	0.37 - 0.73	16 - 63	14 days	Under light to moderate pressure, apply Sharda Propiconazole 41.8% to reduce the severity of leaf spot and melting out. For broad spectrum disease control tank mix 0.37 fl. oz. of Sharda Propiconazole 41.8% rate with a registered contact fungicide at the label rate. Tank mix the 0.37 - 0.73 fl. oz. per 1,000 sq. ft. Sharda Propiconazole 41.8% rate with a registered contact fungicide at the label rate.
Summer Patch, Poa Patch (<i>Magnaporthe poae</i>)	0.73 1.45	32 63	14 days 28 days	Apply Sharda Propiconazole 41.8% beginning in April. Use the 1.45 fl. oz. per 1,000 sq. ft. rate on a 28-day schedule and the 0.73 fl. oz. per 1,000 sq. ft. rate on a 14-day schedule.
Take-All Patch (<i>Gaeumannomyces graminis</i>)	0.73 - 1.45	32 - 63	Spring and Fall	Apply Sharda Propiconazole 41.8% to reduce the severity of take-all patch. Make 1 - 2 fall applications in September and October or when night temperatures drop to 55°F, and 1 - 2 spring applications in April and May, depending on local guidance.
Spring Dead Spot (<i>Leptosphaeria korrae</i> , <i>Leptosphaeria narmari</i> , <i>Ophiosphaerella herpotricha</i> , <i>Gaeumannomyces graminis</i>)	1.45	63	30 days	Make 1 - 3 applications. For 1 application, apply in September or October. For multiple applications, begin sprays in August.
Necrotic Ring Spot (<i>Leptosphaeria korrae</i>)	1.45	63	Fall or Spring	Apply in the fall and/or the early spring depending on local guidance.
Snow Mold,	0.73 - 1.45	32 - 63	Late Fall	Apply 1 application in the late fall before snow cover. DO

Disease	Fl. Oz. Per 1,000 Sq. Ft.	Fl. Oz. Per Acre	Application Interval/Timing	Application Instructions
Gray (<i>Typhula</i> spp.) Pink (<i>Microdochium nivale</i>)				NOT apply on top of snow. For optimum disease control, the 0.73 - 1.45 fl. oz. Sharda Propiconazole 41.8% rate tank mix with either pentachloronitrobenzene or chlorothalonil at label rates.
Fusarium Patch (<i>Fusarium nivale</i>)	0.73 - 1.45	32 - 63	Fall-Early Spring	Apply when conditions are favorable for disease development.
Yellow Patch (<i>Rhizoctonia cerealis</i>)	1.10 - 1.45	48 - 63	Late Fall	Apply 1 application in the late fall before snow cover. DO NOT apply on top of snow. If using a 1.10 fl. oz. per 1,000 sq. ft. rate, tank mix with a registered contact fungicide at the label rate.
Zoysia Patch, large patch of zoysia (<i>Rhizoctonia solani</i>)	1.10 - 1.45	48 - 63	Early Fall	Make 1 application in the early fall (mid-September to mid-October) prior to development of disease symptoms. Consult local turfgrass extension experts to determine optimum application timing for your area.

DICHONDRA – Specific Diseases, Rates, and Application Timing

Disease	Fl. Oz. Per 1,000 Sq. Ft.	Fl. Oz. Per Acre	Application Interval/Timing	Application Instructions
Dichondra Rust (<i>Puccinia dichondrae</i>)	0.73	32	14 - 21 days	Apply when conditions are favorable for disease development.

Establishment of Cool Season Turfgrass

Sharda Propiconazole 41.8% provides control of many diseases of turf, and its primary use is as a fungicide for use against the diseases listed on this label. As an additional benefit, **Sharda Propiconazole 41.8%** will improve the establishment rate when it is applied to cool season grass seedlings or sod.

New Seedlings: Apply 0.35 fl. oz. per 1,000 sq. ft. at the 2- to 3-leaf stage of growth for faster root development and top growth.
Sod: Apply 0.35 fl. oz. per 1,000 sq. ft. 2 - 6 weeks before cutting for increased sod knitting and faster establishment after laying.

DISEASE CONTROL IN NURSERIES (FIELD) AND LANDSCAPE PLANTINGS

- Use **Sharda Propiconazole 41.8%** in a preventative disease control program.
- To determine the use directions for controlling a disease on an ornamental plant species, select the plant species in Table 1. The number in parenthesis following the plant species refers you to the disease(s) controlled in Table 2. Find the disease in Table 2. The letter in brackets following the disease refers you to the application regime in Table 3.
- Allow spray to dry before overhead irrigation is applied.
- Optimum benefit of **Sharda Propiconazole 41.8%** is obtained when used in conjunction with sound disease management practices.

APPLICATION DIRECTIONS

Sharda Propiconazole 41.8% may be used at rates of 0.75 - 8.7 fl. oz. per 100 gallons of water for control of diseases of ornamental plant species (see Tables 1, 2, and 3).

For outdoor uses, you can apply up to 2 gallons of **Sharda Propiconazole 41.8%** per acre per crop per calendar.

For disease control in landscapes, apply 2.2 - 3 fl. oz. per 100 gallons of water every 21 days. For best control, begin **Sharda Propiconazole 41.8%** applications before disease development.

Plant tolerances to **Sharda Propiconazole 41.8%** have been found to be acceptable for the specific genera and species of plants listed under the Directions for Use. Other plant species may be sensitive to **Sharda Propiconazole 41.8%** and diseases other than those listed may not be controlled. Before using **Sharda Propiconazole 41.8%** on plants or for diseases listed in the Directions for Use, test **Sharda Propiconazole 41.8%** on a small-scale basis first. **DO NOT** apply **Sharda Propiconazole 41.8%** to African violets, begonias, Boston fern, or geraniums. Apply the specified rates for a particular type of disease, i.e., rust, powdery mildew, etc., and evaluate for phytotoxicity and disease control prior to widespread use.

Table 1. Ornamentals - Plant Species

Numbers in parenthesis refer to diseases controlled. See Table 2.

Herbaceous Ornamental	Woody Ornamental	Non-bearing Fruits and Nuts (Nurseries and Landscape Plantings)
Calendula (4a)	Amelanchier (4d)	Apple (3q, 4d, 5a)
Carnation (5f)	Ash (4c)	Bartlett pear (3q, 4c, 5a)
Chrysanthemum (2a)	Azalea (2c, 4b)	Cherry (2b, 3d)
Delphinium (4a)	Bayberry (3n)	Citrus (3m)
English Ivy (3e)	Camellia (3e)	Nectarine (2b)

Gomphrena (3a)	Cotoneaster (3i)	Peach (2b)
Impatiens (3a, 3b, 4a)	Crabapple(3c, 3q, 4c, 5a)	Pecan (3b, 3c, 3f, 3l, 3n, 4e)
Iris (5d)	Crape myrtle (4a)	Plum (2b)
Marigold (3a)	Dogwood (3h, 4c)	Walnut (3j)
Monarda (4c)	Douglas fir (5b)	
Phlox (4c)	Elm (4c)	
Snapdragon (5d)	Euonymus (3e, 4c)	
Sweet William	Hawthorn (5a)	
(<i>Dianthus barbatus</i>) (3k)	Holly (3r)	
Zinnia (4c)	Juniper (1a)	
	Lilac (4c)	
	Linden (3e, 3b, 4b)	
	Magnolia (3e, 4b)	
	Maple (3e, 4f)	
	Oaks (3p)	
	Pines (1b, 1c)	
	Poplars (5b)	
	Pyracantha (3o)	
	Red Tip Photinia (3i)	
	Raphiolepis (3e, 3i)	
	Rhododendron (2c, 3n)	
	Roses (3g, 4e, 5c)	
	(Outdoor use only)	
	Shasta fir (5e)	
	Sweetgum (3b, 3c, 3n)	
	Sycamore (3e)	
	Tulip tree (3e, 4a)	
	Wax myrtle (3n)	

Table 2. Diseases

Letters in brackets refer to application regimes. Refer to Table 3.

1. Conifer Blights
 - a. *Phomopsis juniperovora* (Phomopsis Blight) [B]
 - b. *Sirococcus strobilinus* (Tip Blight) [D]
 - c. *Sphaeropsis sapinea* (Diplodia Tip Blight) [B]
2. Flower Blight
 - a. *Ascochyta chrysanthemi* (Ray Blight) [C]
 - b. *Monilinia* spp. [A]
 - c. *Ovulinia* spp. [B]
3. Leaf Blights/Spots
 - a. *Alternaria* spp. [B]
 - b. *Cercospora* spp. (Brown Leaf Spot) [C]
 - c. *Cladosporium* spp. (Scab) [C]
 - d. *Coccomyces hiemalis* [A]
 - e. *Colletotrichum* spp. [B]
 - f. *Cristulariella* spp. (Zonate Leaf Spot) [C]
 - g. *Diplocarpon rosae* (Blackspot) [B]
 - h. *Discula* spp. (Anthracnose) [A]
 - i. *Fabraea maculate* (syn. *Entomosporium maculate*) [B]
 - j. *Gnomonia leptostyla* (Anthracnose) [C]
 - k. *Heterosporium echinulatum* [B]
 - l. *Mycosphaerella caryigena* (Downy Spot) [C]
 - m. *Mycosphaerella fructicola* (Greasy Spot) [E]
 - n. *Septoria* spp. (Leaf Scorch) [C]
 - o. *Spilocaea pyracanthae* [B]
 - p. *Tubakia dryina* [D]
 - q. *Venturia inaequalis* (Scab) [A]
 - r. *Rhizoctonia web blight* [B]
4. Powdery Mildew
 - a. *Erysiphe* spp. [B]
 - b. *Microsphaera* spp. [C]
 - c. *Oidium* spp. [B]
 - d. *Podosphaera* spp. [B]
 - e. *Sphaerotheca pannosa* [B]
 - f. *Phyllactinia* spp. [B]
5. Rust

- a. *Gymnosporangium juniperi-virginianae* [A]
- b. *Melampsora occidentalis* [A]
- c. *Phragmidium* spp. [B]
- d. *Puccinia* spp. [B]
- e. *Pucciniastrum goeppertianum* [D]
- f. *Uromyces dianthi* [B]

Table 3. Application Regimes

- [A] Mix 0.75 - 1.5 fl. oz. of **Sharda Propiconazole 41.8%** in 100 gals. of water and apply as a full coverage spray to the point of drip. Apply every 14 - 21 days during the period of primary infection. If disease is present, tank mix with an EPA-registered contact fungicide. For flower blight, apply **Sharda Propiconazole 41.8%** when there is 5 - 10% bloom and again at 70 - 100% bloom. For dogwoods, apply the 0.75 - 1.5 fl. oz. rate every 14 days or apply 3 fl. oz. of **Sharda Propiconazole 41.8%** every 28 days.
- [B] Mix 1.8 - 3 fl. oz. of **Sharda Propiconazole 41.8%** in 100 gals. of water and apply as a full coverage spray to the point of drip. Begin applying when conditions are favorable for disease development. For black spot, apply with a registered contact fungicide labeled for black spot. For Calendula, apply every 30 days. For diplodia tip blight, make 3 applications every 14 days prior to major period of infection. For juniper phomopsis blight, make the first application as soon as junipers start to grow, and repeat the applications every 14 - 21 days during periods of active growth.
- [C] Mix 3 - 4.5 fl. oz. of **Sharda Propiconazole 41.8%** in 100 gals. of water and apply as a full coverage spray to the point of drip. Apply every 30 days, beginning when conditions are favorable for the disease development. For pecans, apply the 4.5 fl. oz. rate beginning at bud break. Apply 3 times at 14-day intervals. For walnuts, apply 3 fl. oz. at 14- to 21-day intervals. For ray blight, apply 4.5 fl. oz. at 7-day intervals or 7.5 fl. oz. at 14-day intervals. For impatiens, bayberry, linden, magnolia, sweet gum and wax myrtle, the maximum use rate is 8 fl. oz.
- [D] Mix 6 fl. oz. of **Sharda Propiconazole 41.8%** in 100 gals. of water and apply as a full coverage spray to the point of drip. Apply every 14 - 28 days, beginning when conditions are favorable for disease development. For Douglas fir needle rust, apply once in May. For tip blight, start applications in mid-late winter and apply 3 times at 2-month intervals.
- [E] Mix 7.5 - 8.7 fl. oz. of **Sharda Propiconazole 41.8%** in 100 gals. of water and apply as a full coverage spray to the point of drip. Apply during June to August time period.

STORAGE AND DISPOSAL

DO NOT contaminate water, food, or feed by storage or disposal.

STORAGE: Store in original container only.

PESTICIDE DISPOSAL: Pesticide wastes may be acutely hazardous. Improper disposal is a violation of federal law. Pesticide, mixtures, or equipment rinse water that cannot be chemically reprocessed must be disposed of according to applicable federal, State or local regulations. Contact your State Pesticide or Environmental Control Agency or the Hazardous Waste representative at the nearest EPA Regional office for guidance.

CONTAINER HANDLING:

[Less Than or Equal to 5 Gallons] [Nonrefillable container. **DO NOT** reuse or refill this container. Offer for recycling if available. Triple rinse container (or equivalent) promptly after emptying. Triple rinse as follows: Empty the remaining contents into application equipment or a mix tank and drain for 10 seconds after the flow begins to drip. Fill the container ¼ full with water and recap. Shake for 10 seconds. Pour rinsate into application equipment or a mix tank or store rinsate for later use or disposal. Drain for 10 seconds after the flow begins to drip. Repeat this procedure two more times. Then offer for recycling if available or reconditioning if appropriate or puncture and dispose of in a sanitary landfill or by incineration.]

[Greater Than 5 Gallons] [Nonrefillable container. **DO NOT** reuse or refill this container. Offer for recycling, if available. Triple rinse container (or equivalent) promptly after emptying. Triple rinse as follows: Empty the remaining contents into application equipment or a mix tank. Fill the container ¼ full with water. Replace and tighten closures. Tip container on its side and roll it back and forth, ensuring at least one complete revolution, for 30 seconds. Stand the container on its end and tip it back and forth several times. Turn the container over onto its other end and tip it back and forth several times. Empty the rinsate into application equipment or a mix tank or store rinsate for later use or disposal. Repeat this procedure two more times. Dispose of empty container in a sanitary landfill or by incineration.]

[For Bulk and Mini-Bulk Containers] [Refillable container. Refill this container with pesticide only. **DO NOT** use this container for any other purpose. Cleaning the container before final disposal is the responsibility of the person disposing of the container. Cleaning before refilling is the responsibility of the person refilling. To clean container before final disposal, empty the remaining contents from this container into application equipment or mix tank. Fill the container about 10% full with water. Agitate vigorously or recirculate water with the pump for 2 minutes. Pour or pump rinsate into application equipment or rinsate collection system. Repeat this rinsing procedure two more times. Then offer for recycling if available or puncture and dispose of in a sanitary landfill, or by incineration, or by other procedures allowed by State and local authorities.]

CONDITIONS OF SALE AND LIMITATION OF WARRANTY AND LIABILITY

NOTICE: Read the entire Directions for Use and Conditions of Sale and Limitation of Warranty and Liability before buying or using this product. If the terms are not acceptable, return the product at once, unopened, and the purchase price will be refunded.

The Directions for Use of this product must be followed carefully. It is impossible to eliminate all risks inherently associated with the use of this product. Ineffectiveness or other unintended consequences may result because of such factors as manner of use or application, weather, presence of other materials or other influencing factors in the use of the product, which are beyond the control of Sharda USA LLC or Seller. To the extent consistent with applicable law, all such risks shall be assumed by Buyer and User, and Buyer and User agree to hold Sharda USA LLC and Seller harmless for any claims relating to such factors.



Sharda USA LLC warrants that this product conforms to the chemical description on the label and is reasonably fit for the purposes stated in the Directions for Use, subject to the inherent risks referred to above, when used in accordance with directions under normal use conditions. This warranty does not extend to the use of this product contrary to label instructions, or under conditions not reasonably foreseeable to or beyond the control of Seller or Sharda USA LLC and Buyer and User assume the risk of any such use. To the extent consistent with applicable law, SHARDA USA LLC MAKES NO WARRANTIES OF MERCHANTABILITY OR OF FITNESS FOR A PARTICULAR PURPOSE NOR ANY OTHER EXPRESS OR IMPLIED WARRANTY EXCEPT AS STATED ABOVE.

To the extent consistent with applicable law, neither Sharda USA LLC nor Seller shall be liable for any incidental, consequential, or special damages resulting from the use or handling of this product. **TO THE EXTENT CONSISTENT WITH APPLICABLE LAW, THE EXCLUSIVE REMEDY OF THE USER OR BUYER, AND THE EXCLUSIVE LIABILITY OF SHARDA USA LLC AND SELLER FOR ANY AND ALL CLAIMS, LOSSES, INJURIES OR DAMAGES (INCLUDING CLAIMS BASED ON BREACH OF WARRANTY, CONTRACT, NEGLIGENCE, TORT, STRICT LIABILITY OR OTHERWISE) RESULTING FROM THE USE OR HANDLING OF THIS PRODUCT, SHALL BE THE RETURN OF THE PURCHASE PRICE OF THE PRODUCT OR, AT THE ELECTION OF SHARDA USA LLC OR SELLER, THE REPLACEMENT OF THE PRODUCT.**

Sharda USA LLC and Seller offer this product, and Buyer and User accept it, subject to the foregoing Conditions of Sale and Limitation of Warranty and Liability, which may not be modified except by written agreement signed by a duly authorized representative of Sharda USA LLC.

[All trademarks are the property of their respective owners.]

[OPTIONAL MARKETING LANGUAGE]

1	<div><div>[www.shardausa.com]</div><div></div><div>[]</div></div>
2	[Handle with Care]
3	[This side Up]
4	<div><div>{The below graphic to be added to box if formulated in the United States}</div><div></div><div>[]</div></div>