



U.S. ENVIRONMENTAL PROTECTION AGENCY

Office of Pesticide Programs
Registration Division (7505T)
1200 Pennsylvania Ave., N.W.
Washington, D.C. 20460

EPA Reg. Number:

83529-191

Date of Issuance:

7/19/22

NOTICE OF PESTICIDE:

Registration
 Reregistration
(under FIFRA, as amended)

Term of Issuance:

Conditional

Name of Pesticide Product:

Sharda Triclopyr BEE 60.45% EC

Name and Address of Registrant (include ZIP Code):

Sharda USA, LLC
c/o Wagner Regulatory Associates, Inc.
P.O. Box 640
Hockessin, DE 19707

Note: Changes in labeling differing in substance from that accepted in connection with this registration must be submitted to and accepted by the Registration Division prior to use of the label in commerce. In any correspondence on this product always refer to the above EPA registration number.

On the basis of information furnished by the registrant, the above named pesticide is hereby registered under the Federal Insecticide, Fungicide, and Rodenticide Act (FIFRA).

Registration is in no way to be construed as an endorsement or recommendation of this product by the Agency. In order to protect health and the environment, the Administrator, on his motion, may at any time suspend or cancel the registration of a pesticide in accordance with the Act. The acceptance of any name in connection with the registration of a product under this Act is not to be construed as giving the registrant a right to exclusive use of the name or to its use if it has been covered by others.

This product is conditionally registered in accordance with FIFRA section 3(c)(7)(A). You must comply with the following conditions:

1. Submit and/or cite all data required for registration/reregistration/registration review of your product under FIFRA when the Agency requires all registrants of similar products to submit such data.

Continues on page 2

Signature of Approving Official:

Mindy Ondish, Product Manager 23
Herbicide Branch, Registration Division (7505T)

Date:

7/19/22

2. You are required to comply with the data requirements described in the Generic Data Call-In (GDCI) identified below:
 - a. Triclopyr GDCI-116001-1546

You must comply with all of the data requirements within the established deadlines. If you have questions about the GDCI listed above, you may contact the Chemical Review Manager in the Pesticide Re-Evaluation Division: <http://iaspub.epa.gov/apex/pesticides/f?p=chemicalsearch:1>

3. Submit one copy of the final printed label for the record before you release the product for shipment.

Should you wish to add/retain a reference to the company's website on your label, then please be aware that the website becomes labeling under FIFRA and is subject to review by the Agency. If the website is false or misleading, the product would be misbranded and unlawful to sell or distribute under FIFRA section 12(a)(1)(E). 40 CFR 156.10(a)(5) lists examples of statements EPA may consider false or misleading. In addition, regardless of whether a website is referenced on your product's label, claims made on the website may not substantially differ from those claims approved through the registration process. Therefore, should the Agency find or if it is brought to our attention that a website contains false or misleading statements or claims substantially differing from the EPA approved registration, the website will be referred to the EPA's Office of Enforcement and Compliance.

If you fail to satisfy these data requirements, EPA will consider appropriate regulatory action including, among other things, cancellation under FIFRA section 6(e). Your release for shipment of the product constitutes acceptance of these conditions. A stamped copy of the label is enclosed for your records.

Please note that the alternate brand name, "**Trip**" has been added to the product record.

Please also note that the record for this product currently contains the following CSF(s):

- Basic CSF dated 10/15/2021

If you have any questions, please contact Endia Blunt at 202-566-2505 or at blunt.endia@epa.gov.

Enclosure

[MASTER LABEL]

TRICLOPYR	GROUP	4	HERBICIDE
-----------	-------	---	-----------

Sharda Triclopyr BEE 60.45% EC

ABN: Trip

For the Control of Woody Plants, Vines, Annual and Perennial Broadleaf Weeds in Non-Crop Industrial Manufacturing and Storage Sites, Rights-Of-Way (including Electrical Power Lines, Communication Lines, Pipelines, Airports, Roadsides, Railroads), Rangeland, Permanent Grass Pastures, Conservation Reserve Program (CRP) Acres (including Fence Rows and Non-Irrigation Ditch Banks within these Areas), Forests and Conifer Plantations, Barrow Ditches, Gravel Pits, Military Lands, Mining and Drilling Areas, Oil and Gas Pads, Parking Lots, Petroleum Tank Farms, Storm Water Retention Areas, Substations, Unimproved Rough Turf Grasses, Vacant Lots and Other Non-Crop Residential Areas, Natural Areas (Open Space), Management Areas, Wildlife Habitat and in the Establishment and Maintenance of Wildlife Openings. Use on these sites may include application to Grazed Areas.

ACTIVE INGREDIENT:	WT. BY %
Triclopyr, butoxyethyl ester:	60.45%
OTHER INGREDIENTS:	<u>39.55%</u>
TOTAL:	100.00%
Acid Equivalent: triclopyr - 43.47% - 4 lbs./gal.	
Contains petroleum distillates.	

KEEP OUT OF REACH OF CHILDREN CAUTION

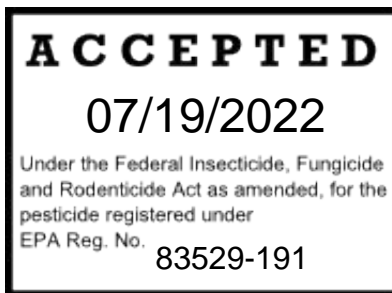
Si usted no entiende la etiqueta, busque a alguien para que se la explique a usted en detalle.
(If you do not understand this label, find someone to explain it to you in detail.)

FIRST AID	
IF IN EYES:	<ul style="list-style-type: none"> • Hold eye open and rinse slowly and gently with water for 15 - 20 minutes. • Remove contact lenses, if present, after the first 5 minutes, then continue rinsing eye. • Call a poison control center or doctor for treatment advice.
IF SWALLOWED:	<ul style="list-style-type: none"> • Immediately call a poison control center or doctor for treatment advice. • DO NOT give any liquid to the person. • DO NOT induce vomiting unless told to do so by a poison control center or doctor. • DO NOT give anything by mouth to an unconscious person.
HOTLINE NUMBER	
Have the product container or label with you when calling a poison control center or doctor or going for treatment. For emergency information concerning this product, call your poison control center at 1-800-222-1222 .	
NOTE TO PHYSICIAN: Contains petroleum distillates. Vomiting may cause aspiration pneumonia.	

{Optional referral statements when booklets and container labels are used:}

[See label booklet for [complete] [additional] [First Aid,] [Precautionary Statements], [Directions For Use], and [Storage and Disposal].]

Manufactured for:
Sharda USA LLC 
 7217 Lancaster Pike, Suite A
 Hockessin, Delaware 19707



EPA Reg. No. 83529-191
EPA Est. No. XXXXX-XX-XXX

Net Contents: _____ Gals. [L.]

PRECAUTIONARY STATEMENTS

HAZARDS TO HUMANS AND DOMESTIC ANIMALS

CAUTION

Causes moderate eye irritation. Harmful if swallowed. Prolonged or frequently repeated skin contact may cause allergic reactions in some individuals. Avoid contact with eyes or clothing. Wash thoroughly with soap and water after handling and before eating, drinking, chewing gum, using tobacco, or using the toilet.

PERSONAL PROTECTIVE EQUIPMENT (PPE)

Applicators and other handlers must wear:

- Long-sleeved shirt and long pants
- Chemical-resistant gloves made of Barrier Laminate, Butyl rubber ≥ 14 mils, Nitrile rubber ≥ 14 mils, or Viton ≥ 14 mils
- Shoes plus socks

In addition, mixers and loaders supporting aerial applications via helicopter to forestry sites must wear:

- A minimum of a NIOSH-approved elastomeric half-mask respirator with organic vapor (OV) cartridges and combination R, or P filters; OR a NIOSH-approved gas mask with OV canisters; OR a NIOSH-approved powered air purifying respirator with OV cartridges and combination HE filters.

Follow manufacturer's instructions for cleaning/maintaining PPE. If no such instructions for washables are given, use detergent and hot water. Keep and wash PPE separately from other laundry.

ENGINEERING CONTROLS

When handlers use closed systems, enclosed cabs, or aircraft in a manner that meets the requirements listed in the WPS (40 CFR 170.607(d-f), the handler PPE requirements may be reduced or modified as specified in the WPS.

USER SAFETY RECOMMENDATIONS

Users should:

- Wash hands before eating, drinking, chewing gum, using tobacco, or using the toilet.
- Remove clothing/PPE immediately if pesticide gets inside. Then wash thoroughly and put on clean clothing.
- Remove PPE immediately after handling this product. Wash the outside of gloves before removing. As soon as possible, wash thoroughly and change into clean clothing.

ENVIRONMENTAL HAZARDS

This product is toxic to fish and aquatic invertebrates. Drift and runoff may be hazardous to aquatic organisms in water adjacent to treated areas. **DO NOT** apply directly to water, or to areas where surface water is present or to intertidal areas below the mean high-water mark. **DO NOT** contaminate water when disposing of equipment wash water or rinsate.

Surface Water Advisory

This product may impact surface water quality due to runoff of rain water. This is especially true for poorly draining soils and soils with shallow groundwater. This product is classified as having high potential for reaching surface water via runoff for several weeks after application.

A level, well-maintained vegetative buffer strip between areas to which this product is applied and surface water features such as ponds, streams, and springs will reduce the potential loading of triclopyr from runoff water and sediment. Runoff of this product will be reduced by avoiding applications when rainfall or irrigation is expected to occur within 48 hours.

Groundwater Advisory

This chemical has properties and characteristics associated with chemicals detected in groundwater. This chemical may leach into groundwater if used in areas where soils are permeable, particularly where the water table is shallow.

Non-Target Organism Advisory

This product is toxic to plants and may adversely impact the forage and habitat of non-target organisms, including pollinators, in areas adjacent to the treated site. Protect the forage and habitat of non-target organisms by following label directions intended to minimize spray drift.

DIRECTIONS FOR USE

It is a violation of Federal law to use this product in a manner inconsistent with its labeling. Read all Directions for Use carefully before applying.

DO NOT apply this product in a way that will contact workers or other persons, either directly or through drift. Only protected handlers may be in the area during application. For any requirements specific to your State or Tribe, consult the agency responsible for pesticide regulation.

AGRICULTURAL USE REQUIREMENTS

Use this product only in accordance with its labeling and with the Worker Protection Standard, 40 CFR Part 170. This standard contains requirements for the protection of agricultural workers on farms, forests, nurseries, and greenhouses, and handlers of agricultural pesticides. It contains requirements for training, decontamination, notification, and emergency assistance. It also

contains specific instructions and exceptions pertaining to the statements on this label about personal protective equipment (PPE) and restricted-entry interval. The requirements in this box only apply to uses of this product that are covered by the Worker Protection Standard.

DO NOT enter or allow worker entry into treated areas during the restricted-entry interval (REI) of **12 hours**.

PPE required for early entry to treated areas that is permitted under the Worker Protection Standard and that involves contact with anything that has been treated, including plants, soil, or water, is:

- Coveralls
- Chemical-resistant gloves made of Barrier Laminate, Butyl rubber ≥ 14 mils, Nitrile rubber ≥ 14 mils, or Viton ≥ 14 mils
- Shoes plus socks

NON-AGRICULTURAL USE REQUIREMENTS

The requirements in this box apply to uses of this product that are NOT within the scope of the Worker Protection Standard for Agricultural Pesticides (40 CFR Part 170). The WPS applies when this product is used to produce agricultural plants on farms, forests, nurseries, or greenhouses.

DO NOT enter or allow others to enter the treated area until sprays have dried.

PRODUCT INFORMATION

Use **Sharda Triclopyr BEE 60.45% EC** for the control of woody plants and vines and annual and perennial broadleaf weeds in non-crop industrial manufacturing and storage sites, rights-of-way (including electrical power lines, communication lines, pipelines, airports, roadsides, railroads), rangeland, permanent grass pastures, and conservation reserve program (CRP) acres (including fence rows and non-irrigation ditch banks within these areas), forests and conifer plantations, barrow ditches, gravel pits, military lands, mining and drilling areas, oil and gas pads, parking lots, petroleum tank farms, storm water retention areas, substations, unimproved rough turf grasses, vacant lots and other non-crop residential areas, natural areas (open space) for example camp grounds, parks, prairie management, trails and trailheads, recreation areas, establishment and maintenance of wildlife openings and management areas. Use on these sites may include application to grazed areas.

Sharda Triclopyr BEE 60.45% EC is an oil soluble, emulsifiable liquid product containing the herbicide triclopyr. **Sharda Triclopyr BEE 60.45% EC** may be applied to woody or herbaceous broadleaf plants as a foliar spray or as a basal bark or cut stump application to woody plants. As a foliar spray, **Sharda Triclopyr BEE 60.45% EC** controls only herbaceous plants that have emerged from the soil or woody plants that are in full leaf at the time of application. Small amounts of **Sharda Triclopyr BEE 60.45% EC** can kill or injure many broadleaf plants. To prevent damage to crops and other desirable plants, follow all directions, restrictions and precautions.

Use Precautions:

- When applying this product in tank mix combination, follow all applicable use directions, precautions, and limitations on each manufacturer's label. It is the pesticide user's responsibility to ensure that all products in the listed mixtures are registered for the intended use. Users must follow the most restrictive directions for use and precautionary statements of each product in the tank mixture.
- Sprays applied directly to Christmas trees may result in conifer injury. When treating unwanted vegetation in Christmas tree plantations, care must be taken to direct sprays away from conifers.
- **Sharda Triclopyr BEE 60.45% EC** is formulated as a low volatile ester. However, the combination of spray contact with impervious surfaces, including roads and rocks, and increasing ambient air temperatures, may result in an increase in the volatility potential for this herbicide, increasing a risk for off-target injury to sensitive crops including grapes and tomatoes.

Use Restrictions:

- **Chemigation: DO NOT** apply this product through any type of irrigation system.
- **DO NOT** apply more than 6 quarts (6 lbs. ae of triclopyr) of **Sharda Triclopyr BEE 60.45% EC** per acre per year on forestry sites.
- **DO NOT** apply more than 2 quarts (2 lbs. ae of triclopyr) of **Sharda Triclopyr BEE 60.45% EC** per acre per year on rights-of-way or any area where grazing or harvesting is allowed.
- **DO NOT** apply more than 8 quarts (8 lbs. ae of triclopyr) of **Sharda Triclopyr BEE 60.45% EC** per acre per year for all use sites other than range, pasture and forestry sites.
- **DO NOT** apply **Sharda Triclopyr BEE 60.45% EC** directly to, or otherwise permit it to come into direct contact with, cotton, grapes, peanuts, soybeans, tobacco, vegetable crops, flowers, citrus, or other desirable broadleaf plants. **DO NOT** permit spray mists containing **Sharda Triclopyr BEE 60.45% EC** to drift onto such plants.
- It is permissible to treat non-irrigation ditch banks, seasonally dry wetlands (including flood plains, deltas, marshes, swamps, or bogs) and transitional areas between upland and lowland sites where surface water is not present except in isolated pockets due to uneven or unlevel conditions. **DO NOT** apply to open water (including lakes, reservoirs, rivers, streams, creeks, saltwater bays, or estuaries).
- **DO NOT** apply on ditches currently being used to transport irrigation water. **DO NOT** apply where runoff or irrigation water may flow onto agricultural land as injury to crops may result.
- **DO NOT** apply this product using mist blowers unless a drift control additive, high viscosity inverting system, or equivalent is used to control spray drift.
- This product is persistent and may be present in treated plant materials for over 30 days after application. **DO NOT** sell or transport treated plant materials or manure from animals that have grazed on treated plant materials off-site for compost distribution or for use as animal bedding/feed for 30 days after application.
- Animals that have been fed triclopyr treated forage must be fed forage free of triclopyr for at least 3 days before movement to

an area where manure may be collected, or sensitive crops are grown.

- **In Arizona:** Not for use on plants grown for commercial production; specifically, forests grown for commercial timber production, or on designated grazing areas.
- **Grazing and Haying Restrictions:**
 - Except for lactating dairy animals, there are no grazing restrictions following application of this product.
 - **Grazing Lactating Dairy Animals: DO NOT** allow lactating dairy animals to graze treated areas until the next growing season following application of this product.
 - **DO NOT** harvest hay for 14 days after application.
 - The maximum application rate for spot treatments on non-cropland, rights-of-way, and forestry sites that intersect grazed areas is 8 lbs. ae/A/year.
 - **Slaughter Restrictions:** During the season of application, withdraw livestock from grazing treated grass at least 3 days before slaughter.

Avoiding Injurious Spray Drift

Make applications only when there is little or no hazard from spray drift. Small quantities of spray, which may not be visible, may seriously injure susceptible plants. **DO NOT** spray when wind is blowing toward susceptible crops or ornamental plants that are near enough to be injured. It is suggested that a continuous smoke column at or near the spray site or a smoke generator on the spray equipment be used to detect air movement, lapse conditions, or temperature inversions (stable air). If the smoke layers or indicates a potential of hazardous spray drift, **DO NOT** spray.

Aerial Application (Helicopter Only unless for CRP, rangeland and pasture applications where fixed wing can be used) : For aerial application on rights-of-way or other areas near susceptible crops, apply through a Microfoil* or Thru-Valve boom*, or use an agriculturally labeled drift control additive. Spray only when the wind velocity is low (follow State regulations). Avoid application during air inversions. If a spray thickening agent is used, follow all use directions and precautions on the product label.

*Reference within this label to a particular piece of equipment produced by or available from other parties is provided without consideration for use by the reader at its discretion and subject to the reader's independent circumstances, evaluation, and expertise. Such reference by Sharda USA LLC is not intended as an endorsement of such equipment, shall not constitute a warranty (express or implied) of such equipment, and is not intended to imply that other equipment is not available and equally suitable. Any discussion of methods of use of such equipment does not imply that the reader should use the equipment other than is advised in directions available from the equipment's manufacturer. The reader is responsible for exercising its own judgment and expertise, or consulting with sources other than Sharda USA LLC, in selecting and determining how to use its equipment.

MANDATORY SPRAY DRIFT MANAGEMENT

Aerial Applications:

- **DO NOT** release spray at a height greater than 10 ft above the ground or vegetative canopy unless a greater application height is necessary for pilot safety.
- Applicators are required to select the nozzle and pressure that deliver medium or coarser droplets (ASABE S641).
- If the wind speed is 10 miles per hour or less, applicators must use ½ swath displacement upwind at the downwind edge of the field. When the wind speed is between 11-15 miles per hour, applicators must use ¾ swath displacement upwind at the downwind edge of the field.
- **DO NOT** apply when wind speeds exceed 15 mph at the application site. If the wind speed is greater than 10 mph, the boom length must be 65% or less of the wingspan for fixed wing aircraft and 75% or less of the rotor diameter for helicopters. Otherwise, the boom length must be 75% or less of the wingspan for fixed-wing aircraft and 90% or less of the rotor diameter for helicopters.
- **DO NOT** apply during temperature inversions.

Ground Boom Applications:

- User must only apply with the release height recommended by the manufacturer, but no more than 3 feet above the ground or crop canopy.
- Applicators are required to select the nozzles and pressure that deliver medium or coarser droplets (ASABE S572).
- **DO NOT** apply when wind speeds exceed 15 miles per hour at the application site.
- **DO NOT** apply during temperature inversions.

Boomless Ground Applications:

- **DO NOT** apply when wind speeds exceed 15 miles per hour at the application site.
- **DO NOT** apply during temperature inversions.

SPRAY DRIFT ADVISORIES

THE APPLICATOR IS RESPONSIBLE FOR AVOIDING OFF-SITE SPRAY DRIFT. BE AWARE OF NEARBY NON-TARGET SITES AND ENVIRONMENTAL CONDITIONS.

IMPORTANCE OF DROPLET SIZE

An effective way to reduce spray drift is to apply large droplets. Use the largest droplets that provide target pest control. While applying larger droplets will reduce spray drift, the potential for drift will be greater if applications are made improperly or under unfavorable environmental conditions.

Controlling Droplet Size – Ground Boom

- **Volume** - Increasing the spray volume so that larger droplets are produced will reduce spray drift. Use the highest practical spray volume for the application. If a greater spray volume is needed, consider using a nozzle with a higher flow rate.
- **Pressure** - Use the lowest spray pressure recommended for the nozzle to produce the target spray volume and droplet size.
- **Spray Nozzle** - Use a spray nozzle that is designed for the intended application. Consider using nozzles designed to reduce drift.

Controlling Droplet Size – Aircraft

- **Adjust Nozzles** - Follow nozzle manufacturers' recommendations for setting up nozzles. Generally, to reduce fine droplets, nozzles should be oriented parallel with the airflow in flight.

BOOM HEIGHT – Ground Boom

For ground equipment, the boom should remain level with the crop and have minimal bounce.

RELEASE HEIGHT – Aircraft

Higher release heights increase the potential for spray drift.

SHIELDED SPRAYERS

Shielding the boom or individual nozzles can reduce spray drift. Consider using shielded sprayers. Verify that the shields are not interfering with the uniform deposition of the spray on the target area.

TEMPERATURE AND HUMIDITY

When making applications in hot and dry conditions, use larger droplets to reduce effects of evaporation.

TEMPERATURE INVERSIONS

Drift potential is high during a temperature inversion. Temperature inversions are characterized by increasing temperature with altitude and are common on nights with limited cloud cover and light to no wind. The presence of an inversion can be indicated by ground fog or by the movement of smoke from a ground source or an aircraft smoke generator. Smoke that layers and moves laterally in a concentrated cloud (under low wind conditions) indicates an inversion, while smoke that moves upward and rapidly dissipates indicates good vertical air mixing. Avoid applications during temperature inversions.

WIND

Drift potential generally increases with wind speed. AVOID APPLICATIONS DURING GUSTY WIND CONDITIONS. Applicators need to be familiar with local wind patterns and terrain that could affect spray drift.

Boomless Ground Applications:

Setting nozzles at the lowest effective height will help to reduce the potential for spray drift.

Handheld Technology Applications:

Take precautions to minimize spray drift.

WEED RESISTANCE MANAGEMENT

Sharda Triclopyr BEE 60.45% EC contains triclopyr and is classified in the Group 4 herbicide. Herbicides in this group mimic auxin (a plant hormone) resulting in a hormone imbalance in susceptible plants that interferes with normal plant growth (e.g. cell division, cell enlargement, and protein synthesis). Herbicide resistance is defined as the inherited ability of a plant to survive and reproduce following exposure to a dose of herbicide normally lethal to the wild type. In a plant, resistance may be naturally occurring or induced by such techniques as genetic engineering or selection of variants produced by tissue culture or mutagenesis. Any weed population may contain or develop plants that are naturally resistant to **Sharda Triclopyr BEE 60.45% EC** and other Group 4 herbicides. Weed species with acquired resistance to Group 4 herbicides may eventually dominate the weed population if Group 4 herbicides are used repeatedly in the same field or in successive years as the primary method of control for targeted species. This may result in partial or total loss of control of those species by **Sharda Triclopyr BEE 60.45% EC** or other Group 4 herbicides.

To delay herbicide resistance, consider the below best practices for resistance management:

- Plant into weed-free application areas and keep the areas as weed-free as possible.
- To the extent possible, use a diversified approach toward weed management. Whenever possible, incorporate multiple weed-control practices such as mechanical or biological management practices.
- Application areas with difficult to control weeds must use of herbicides with alternative mechanisms of action or different management practices.
- To the extent possible, do not allow weed escapes to produce seeds, roots, or tubers.
- Prevent area-to-area and within-area movement of weed seed or vegetative propagules. Thoroughly clean plant residues from equipment.
- Prevent an influx of weeds into area by managing field borders.
- Identify weeds present in the application area through scouting and area history and understand their biology. The weed-control program must consider all of the weeds present.
- Apply this herbicide at the correct timing and rate needed to control the most difficult weed in the application area.
- Use a broad-spectrum soil-applied herbicide with a mechanism of action that differs from this product as a foundation in a weed-control program. Do not use more than the maximum allowed amount of this or any other herbicide with the same mechanism

of action within a single application season unless mixed with an herbicide with another mechanism of action with an overlapping spectrum for the difficult-to-control weeds.

- If resistance is suspected, treat weed escapes with an herbicide with a different mode of action or use non-chemical methods to remove escapes.
- Monitor treated weed populations for loss of field efficacy.
- Scout field(s) before and after application.
- Report lack of performance to your local Sharda USA, LLC representative.

Indicators of possible herbicide resistance include: (1) failure to control a weed species normally controlled by the herbicide at the dose applied, especially if control is achieved on adjacent weeds; (2) a spreading patch of non-controlled plants of a particular weed species; (3) surviving plants mixed with controlled individuals of the same species.

Contact your local sales representative, extension agent, or certified crop advisors to find out if suspected resistant weeds to this MOA have been found in your region. If resistant biotypes of target weeds have been reported, use the application rates of this product specified for your local conditions. Tank mix products so that there are multiple effective mechanisms of action for each target weed.

MIXING DIRECTIONS

Sharda Triclopyr BEE 60.45% EC may be foliarly applied by diluting with water or by preparing an oil-water emulsion. For woody plant control, an oil-water emulsion performs more dependably under a broader range of conditions than a straight water dilution and is recommended for aerial applications.

Mixing Product Information

Trade Name	Active Ingredient	EPA Reg No.
Tordon 22K	Picloram-potassium	62719-6
Accord Concentrate	Glyphosate-isopropylammonium	62719-324
Accord SP herbicide	Glyphosate-isopropylammonium	62719-322
Arsenal Applicator's Concentrate	Imazapyr, isopropylamine salt	241-299
Graslan L	Picloram + 2,4-D, Choline salt	62719-655
Freelexx	2,4-D, Choline salt	62719-634
Milestone	Aminopyralid-tripromine	62719-519
Sendero	Aminopyralid-potassium + Clopyralid, monoethanolamine salt	62719-645
GrazonNext HL	Aminopyralid-tripromine + 2,4-D, dimethylamine salt	62719-628
Escort XP Herbicide	Metsulfuron-methyl	432-1549

Oil-Water Mixture Sprays

Prepare a premix of oil, surfactant and **Sharda Triclopyr BEE 60.45% EC** in a separate container using diesel fuel, fuel oil, or kerosene plus an emulsifier such as Sponto 712 or Triton X-100. Use a jar test to check spray mix compatibility before preparing oil-water emulsion sprays in the mixing tank. **DO NOT** allow any water or mixtures containing water to get into the premix or **Sharda Triclopyr BEE 60.45% EC** since a thick "invert" (water in oil) emulsion may form that will be difficult to break. Such an emulsion may also be formed if the premix or **Sharda Triclopyr BEE 60.45% EC** is put into the mixing tank before the addition of water. Fill the spray tank about one-half full with water, then slowly add the premix with continuous agitation and complete filling the tank with water. Continue moderate agitation.

Oil Mixture Sprays for Basal Treatment

Prepare oil-based spray mixtures using either diesel fuel, No.1 or No. 2 fuel oil, kerosene, or a commercially available basal oil. Substitute other oils or diluents only as recommended by the oil or diluent's manufacturer. When preparing an oil mixture, read and follow the use directions and precautions on the manufacturer's product label. Add **Sharda Triclopyr BEE 60.45% EC** to the required amount of oil in the spray tank or mixing tank and mix thoroughly. If the mixture stands over 4 hours, reagitiation is required.

Oil Mixtures of Sharda Triclopyr BEE 60.45% EC and Tordon 22K: Tordon 22K and **Sharda Triclopyr BEE 60.45% EC** may be used in tank mix combination for basal bark treatment of woody plants. These herbicides are incompatible and will not form a stable mixture when mixed together directly in oil. Make a stable tank mixture for basal bark application by first combining each product with a compatibility agent prior to final mixing in the desired ratio. (See product bulletin for mixing instructions.)

PLANTS CONTROLLED BY SHARDA TRICLOPYR BEE 60.45% EC

Woody Plant Species			
Acacia (Twisted)	Chinquapin	Kudzu	Salmonberry
Alder	Cottonwood	Locust	Saltbush (Silver Myrtle)
Arrowwood	Crataegus (Hawthorn)	Madrone	Salt Cedar
Ash	Dogwood	Magnolia (Sweetbay)	Sassafras
Aspen	Douglas-Fir	Maple	Scotch Broom
Bear Clover (Bearmat)	Elderberry	Maple (Bigleaf Vine)*	Sumac
Beech	Elm	Milkweed Vine*	Sweetgum
Birch	Elm (Winged)	Mulberry	Sycamore

Blackberry	Gallberry	Oaks	Tanoak
Blackbrush	Gorse	Osage Orange	Thimbleberry
Blackgum	Granjeno	Pepper Vine	Tree-Of-Heaven (Ailanthus)
Boxelder*	Guajillo	Persimmon	Trumpet Creeper*
Brazilian Pepper	Guava	Pine	Virginia Creeper*
Buckthorn	Hazel	Poison Ivy	Wax Myrtle
Cascara	Hickory	Poison Oak	Wild Rose
Ceanothus	Hornbeam	Poplar	Willow
Cherry	Huisache (Suppression)	Poplar (Tulip)	Willow Primrose
Choke Cherry			
Annual, Biennial, and Perennial Broadleaf Weeds			
Beggarweed (Creeping)	Dandelion (Top Growth)	Lettuce (Prickly)	Smartweed (Pennsylvania)
Bindweed, Field (Top Growth)	Dogfennel	Loosestrife (Purple)	Thistle (Bull)
Black Medic	Goldenrod	Matchweed	Thistle (Canada)
Burdock (Common)	Ground Ivy	Mustard	Tropical Soda Apple ⁴
Chicory	Kudzu	Mustard (Garlic) ³	Vetch
Cinquefoil (Sulfur) ¹	Lambsquarters	Plantain	Violet (Wild)
Clover	Lespedeza (Annual)	Ragweed (Common)	Wild Carrot (Queen Anne's Lace)
Curly Dock	Lespedeza (Sericea) ²	Ragweed (Western)	Yarrow
*For best control, use either a basal bark or cut stump treatment.			
¹ Sulfur cinquefoil: Apply 0.5 - 1 qts. of Sharda Triclopyr BEE 60.45% EC per acre. For best results, apply to plants in the rosette stage.			
² Sericea lespedeza: Apply 0.5 - 1 qts. of Sharda Triclopyr BEE 60.45% EC per acre. For best results, apply after maximum foliage development in the late spring to early summer, but prior to bloom.			
³ Garlic mustard: Apply as a 1.25 - 2.5% v/v foliar spray-to-wet application.			
⁴ Tropical soda apple: Apply 1 qts. of Sharda Triclopyr BEE 60.45% EC per acre when tropical soda apple plants reach the first flower stage. For best results, apply in a total spray volume of 40 gallons per acre using ground equipment. An agricultural surfactant may be added at the manufacturer's recommended rate to provide more complete wetting and coverage of the foliage. Spot treatments may be used to control sparse plant stands. For spot treatment use a 1% - 1.5% solution of Sharda Triclopyr BEE 60.45% EC in water (1 - 1.5 gals. of Sharda Triclopyr BEE 60.45% EC in 100 gals. total spray mixture) and spray the entire plant to completely wet the foliage. In Florida , control of tropical soda apple may be improved by using the following management practices:			
<ul style="list-style-type: none"> • Mow plants to a height of 3" every 50 - 60 days or whenever they reach flowering. Continue the mowing operation through April. • In late May - June (50 - 60 days after the April mowing), apply Sharda Triclopyr BEE 60.45% EC as a broadcast treatment. • Use spot treatment to control any remaining plants or thin stands of plants that germinate following a broadcast treatment. 			

APPLICATION METHODS

Use **Sharda Triclopyr BEE 60.45% EC** at rates of 1 - 8 qts. per acre to control broadleaf weeds and woody plants. It is suggested that the higher rates in this rate range be used to control woody plants. In all cases, use the amount specified in enough water to give uniform and complete coverage of the plants to be controlled. The order of addition to the spray tank is water, spray thickening agent (if used), surfactant (if used), additional herbicide (if used), and **Sharda Triclopyr BEE 60.45% EC**. If a standard agricultural surfactant is used, use at a rate of 1 - 2 qts. per acre. Use continuous adequate agitation.

It is the pesticide user's responsibility to ensure that all products are registered for the intended use. Read and follow the applicable restrictions and limitations and directions for use on all product labels involved in tank mixing. Users must follow the most restrictive directions for use and precautionary statements of each product in the tank mixture.

For best results apply when woody plants and weeds are actively growing. When hard to control species including ash, blackgum, choke cherry, elm, maples (other than vine or big leaf), oaks, pines, or winged elm are prevalent, during applications made during late Summer when the plants are mature, or during drought conditions, use the higher rates of **Sharda Triclopyr BEE 60.45% EC** alone or in combination with Graslan L or Tordon 22K herbicide. Graslan L and Tordon 22K are restricted use pesticides.

When using **Sharda Triclopyr BEE 60.45% EC** in combination with Freelexx or a 2,4-D low volatile ester herbicide, generally the higher rates of **Sharda Triclopyr BEE 60.45% EC** should be used for satisfactory brush control.

Use the higher dosage rates when brush approaches an average of 15 ft. in height or when the brush covers more than 60% of the area to be treated. If lower rates are used on hard to control species, resprouting may occur the year following treatment.

On sites where easy to control brush species dominate, rates less than those listed may be effective. Consult State or local extension personnel for such information.

FOLIAGE TREATMENT WITH GROUND EQUIPMENT

Use sufficient spray volume to completely and uniformly cover foliage. For ground application, apply 10 gals. or more of total spray volume per acre. Use higher spray volumes for ground applications to ensure adequate coverage with increased depth and density of foliage, particularly for treatment of woody plants.

High-Volume Foliage Treatment

For control of woody plants, use **Sharda Triclopyr BEE 60.45% EC** at the rate of 2 - 6 qts. per 100 gals. of spray mixture, or **Sharda**

Triclopyr BEE 60.45% EC at 2 - 4 qts. may be tank mixed with labeled rates of Freelexx or a 2,4-D low volatile ester herbicide, Graslan L, or Tordon 22K and diluted to make 100 gals. of spray. Apply at a volume of 100 - 400 gals. of total spray per acre depending upon size and density of woody plants. When tank mixing, follow applicable use directions and precautions on each manufacturer's label.

Depending upon the size and density of the woody plants, apply sufficient spray volume to thoroughly wet all leaves, stems, and root collars. To minimize spray drift, select the minimum spray pressure that provides adequate plant coverage without forming a mist and direct sprays no higher than the top of the target plants. Use a drift control additive cleared for application to growing crops to reduce spray drift. Before using any tank mixture, read the directions and use precautions on both labels. For best results, apply when woody plants and weeds are actively growing.

Apply no more than 2 qts. (2 lbs. ae) per acre per growing season on rangeland, permanent grass pastures, and conservation reserve program acres, including fence rows and non-irrigation ditch banks within these areas, or any area where grazing or harvesting of hay is allowed unless using basal bark or cut surface treatments.

Table 1 - The following table is provided as a guide to the user to achieve the proper rate of **Sharda Triclopyr BEE 60.45% EC** on forestry and non-cropland sites:

Total Spray Volume (Gallons/Acre)	Rate of Sharda Triclopyr BEE 60.45% EC	
	Forestry Sites (Qts./100 Gals. of spray)*	Non-Cropland Sites (Qts./100 Gals. of spray)**
400	1.5	2
300	2	2.7
200	3	4
100	6	8
50	12	16
40	15	20
30	20	26.7
20	30	40
10	60	80

*Do not exceed the maximum use rate of 6 qts. (6 lbs. ae of triclopyr) of **Sharda Triclopyr BEE 60.45% EC** per acre per year on forestry sites.
Do not exceed the maximum use rate of 8 qts. (8 lbs. ae of triclopyr) of **Sharda Triclopyr BEE 60.45% EC per acre per year for non-grazable areas, or 2 qts. (2 lbs. ae of triclopyr) of **Sharda Triclopyr BEE 60.45% EC** per acre per year for grazed areas. The maximum application rate for spot treatments on non-cropland, rights-of-way, and forestry sites that intersect grazed areas is 8 lb ae/A/year..

Low-Volume Foliage Treatment

To control susceptible woody plants, mix up to 5% v/v of **Sharda Triclopyr BEE 60.45% EC** in 10 - 100 gals. of finished spray. The spray concentration of **Sharda Triclopyr BEE 60.45% EC** and total spray volume per acre must be adjusted according to the size and density of target woody plants and kind of spray equipment used. With low-volume sprays, use sufficient spray volume to obtain uniform coverage of target plants including the surfaces of all foliage, stems, and root collars (refer to the **Use Precautions** and **Use Restrictions** sections). For best results, a surfactant must be added to all spray mixtures. Match equipment and delivery rate of spray nozzles to height and density of woody plants. When treating tall, dense brush, a truck mounted spray gun with spray tips that deliver up to 2 gals. per minute at 40 - 60 PSI may be required. Backpack or other types of specialized spray equipment with spray tips that deliver less than 1 gal. of spray per minute may be appropriate for short, low to moderate density brush.

See **Table 1** for relationship between mixing rate, spray volume, and maximum application rate.

Tank Mixing: As a low-volume foliage spray, up to 8 qts. of **Sharda Triclopyr BEE 60.45% EC** may be applied in tank mix combination with labeled rates of Tordon 22K or Graslan L in 10 - 100 gals. of finished spray.

BROADCAST APPLICATIONS WITH GROUND EQUIPMENT

Apply **Sharda Triclopyr BEE 60.45% EC** using equipment that will assure thorough and uniform coverage at spray volumes applied. See **Table 1** for relationship between mixing rate, spray volume and maximum application rate.

Woody Plant Control

Foliage Treatment: Use 4 - 8 qts. of **Sharda Triclopyr BEE 60.45% EC** in enough water to make 5 gals. or more per acre of total spray, or 1.5 - 3 qts. of **Sharda Triclopyr BEE 60.45% EC** may be combined with labeled rates of Freelexx or a 2,4-D low volatile ester, Graslan L, or Tordon 22K in sufficient water to make 5 gals. or more per acre of total spray.

Broadleaf Weed Control

Use **Sharda Triclopyr BEE 60.45% EC** at rates of 1 - 4 qts. in a total volume of 5 gals. or more per acre as a water spray mixture. Apply anytime weeds are actively growing. **Sharda Triclopyr BEE 60.45% EC** at 0.25 - 3 qts. may be tank mixed with labeled rates of Freelexx or a 2,4-D amine or low volatile ester, Tordon 22K, or Graslan L to improve the spectrum of activity. For thickened (high viscosity) spray mixtures, **Sharda Triclopyr BEE 60.45% EC** can be mixed with diesel oil or other inverting agent. When using an inverting agent, read and follow the use directions and precautions on the product label.

AERIAL APPLICATIONS WITH AERIAL EQUIPMENT (HELICOPTER ONLY EXCEPT FOR CRP, RANGELAND AND PASTURE APPLICATIONS WHERE FIXED WING CAN BE USED)

Aerial sprays must be applied using suitable drift control (see **Use Precautions** and **Use Restrictions**).

Foliage Treatment (Utility and Pipeline Rights-of-Way)

Use 4 - 8 qts. of **Sharda Triclopyr BEE 60.45% EC** alone, or 3 - 4 qts. of **Sharda Triclopyr BEE 60.45% EC** in a tank mix combination with labeled rates of Freelexx or a 2,4-D low volatile ester, Graslan L or Tordon 22K and apply in a total spray volume of 10 - 30 gals. per acre. Use the higher rates and volumes when plants are dense or under drought conditions.

The maximum application rate for spot treatments on non-cropland, rights-of-way, and forestry sites that intersect grazed areas is 8 lb ae/A/year.

BASAL BARK, DORMANT STEM, AND CUT SURFACE TREATMENTS FOR USE ON ALL SITES

Individual plant treatments including basal bark and cut surface applications may be used on any use site listed on this label at a maximum use rate of 8 lbs. ae of triclopyr per acre. These types of applications are made directly to ungrazed parts of plants and, therefore, are not restricted by the grazing maximum rate of 2 lbs. ae of triclopyr per acre.

Basal Bark Treatment

To control susceptible woody plants with stems less than 6" in basal diameter, mix 1 - 5 gals. of **Sharda Triclopyr BEE 60.45% EC** in enough oil to make 100 gals. of spray mixture. Apply with knapsack sprayer or power spraying equipment using low-pressure (20 - 40 PSI). Spray the basal parts of brush and tree trunks to a height of 12" - 15" from the ground, thoroughly wetting the indicated area. Spray until runoff at the ground line is noticeable. Old or rough bark requires more spray than smooth young bark. Apply anytime, including the Winter months, except when snow or water prevent spraying to the ground line. **Mixing with oil requires vigorous agitation to form an oil solution.** Once a solution is formed it will stay stable.

Low-Volume Basal Bark Treatment

To control susceptible woody plants with stems less than 6" in basal diameter, mix 20 - 30 gals. of **Sharda Triclopyr BEE 60.45% EC** in enough oil to make 100 gals. of spray mixture. Apply with a backpack or knapsack sprayer using low-pressure and a solid cone or flat fan nozzle. Spray the basal parts of brush and tree trunks to a height of 12" - 15" from the ground in a manner that thoroughly wets the lower stems, including the root collar area, but not to the point of runoff. Herbicide concentration should vary with size and susceptibility of species treated. Apply anytime, including the winter months when snow is present. Efficacy may be reduced when stem surfaces are saturated with water. See Table 1 for relationship between mixing rate, spray volume and maximum application rate. **Mixing with oil requires vigorous agitation to form an oil solution.** Once a solution is formed it will stay stable.

Sharda Triclopyr BEE 60.45% EC Plus Milestone for Basal Bark Applications

Mix **Sharda Triclopyr BEE 60.45% EC** with Milestone in a commercially available basal diluent (or other oils or basal diluents as recommended by the manufacturer); the basal oil must be compatible with a water-soluble herbicide such as Milestone. Make a stable tank mixture for basal bark application by first combining each product with a compatibility agent prior to final mixing in the desired ratio. If using a tank mix, mix the oil-based products such as **Sharda Triclopyr BEE 60.45% EC** thoroughly with basal oil and add any other oil-based products before adding the water-based products. If the mixture stands for more than 30 minutes, reagitation may be required. Oil and water-based mixtures can separate over time. Long-term storage is not recommended without vigorous agitation prior to use or without a recommended compatibility agent.

Sharda Triclopyr BEE 60.45% EC Plus Tordon 22K in Oil Tank Mix: **Sharda Triclopyr BEE 60.45% EC** and Tordon 22K may be used in tank mix combination as a low-volume basal bark treatment to improve control of certain woody species including ash, elm, maple, poplar, aspen, hackberry, oak, oceanspray, birch, hickory, pine, tanoak, cherry, locust, sassafras, and multiflora rose. (See product bulletin for mixing instructions.)

Streamline Basal Bark Treatment (Southern States)

To control or suppress susceptible woody plants for conifer release, mix 20 - 30 gals. of **Sharda Triclopyr BEE 60.45% EC** in enough oil to make 100 gals. of spray mixture. Streamline basal bark treatments are most effective on stems less than 4" in basal diameter. Apply with a backpack or knapsack sprayer using equipment that provides a directed straight stream spray. Apply the spray in a 2- to 3-inch wide band to one side of stems less than 3" in basal diameter. When the optimum amount of spray mixture is applied, the treated zone should widen to encircle the stem within approximately 30 minutes. Treat both sides of stems which are 3" - 4" in basal diameter. Direct the spray at bark that is approximately 12" - 24" above ground. Pines (loblolly, slash, shortleaf, and Virginia) up to 2" in diameter breast height (DBH) can be controlled by directing the spray at a point approximately 4 ft. above ground. Vary spray mixture concentration with size and susceptibility of the species being treated. Better control is achieved when spray is applied to thin juvenile bark and above rough thickened mature bark. This technique is not recommended for scrub and live oak species, including blackjack, turkey, post, live, bluejack and laurel oaks, or bigleaf maple. Apply anytime, including Winter months, except when snow or water prevents spraying at the desired height above ground level. **Note:** Best results with some hardwood species occur when applications are made from approximately 6 weeks prior to leaf expansion in the Spring until approximately 2 months after leaf expansion is completed. **Mixing with oil requires vigorous agitation to form an oil solution.** Once a solution is formed it will stay stable.

Low-Volume Stem Bark Band Treatment (North Central and Lake States)

The treatment band may be positioned at any height up to the first major branch. For best results, apply the band as low as possible. Spray mixture concentration should vary with size and susceptibility of species to be treated. Applications may be made anytime, including Winter months. **Mixing with oil requires vigorous agitation to form an oil solution.** Once a solution is formed it will stay stable.

Thinline Basal Bark Treatment

To control susceptible woody plants with stems less than 6" in diameter, apply **Sharda Triclopyr BEE 60.45% EC**, either undiluted or mixed at 50% - 75% v/v with oil, in a thin stream to all sides of the lower stems. The stream should be directed horizontally to apply a narrow band of **Sharda Triclopyr BEE 60.45% EC** around each stem or clump. Use a minimum of 2 - 15 milliliters of **Sharda Triclopyr**

BEE 60.45% EC or oil mixture with **Sharda Triclopyr BEE 60.45% EC** to treat single stems and from 25 - 100 milliliters to treat clumps of stems. Use an applicator metered or calibrated to deliver the small amounts required. **Mixing with oil requires vigorous agitation to form an oil solution.** Once a solution is formed it will stay stable.

Dormant Stem Treatment

Dormant stem treatments control susceptible woody plants and vines with stems less than 2" in diameter. Plants with stems greater than 2" in diameter may not be controlled and resprouting may occur. This treatment method is best suited for sites with dense, small diameter brush. Dormant stem treatments of **Sharda Triclopyr BEE 60.45% EC** can also be used as a chemical side-trim for controlling lateral branches of larger trees that encroach onto roadside, utility, or other rights-of-way.

High-volume and low-volume applications using backpacks deliver approximately the same amount of herbicide per acre but differ in delivery volumes to achieve that rate.

High-Volume Applications

Mix 4 - 8 qts. of **Sharda Triclopyr BEE 60.45% EC** in 2 - 3 gals. of crop oil concentrate or other recommended oil and add this mixture in enough water to make 100 gals. of spray solution. Use continuous adequate agitation. Apply using low-pressure (20 - 40 PSI). In western states, apply any time after woody plants are dormant and most of the foliage has dropped. In other areas apply anytime within 10 weeks of budbreak, generally February through April. **Sharda Triclopyr BEE 60.45% EC** may be mixed with 2,4-D + 2,4-DP herbicides to improve the control of black cherry and broaden the spectrum of herbicidal activity. **DO NOT** apply to wet or saturated bark as poor control may result.

Low-Volume Applications

Mix **Sharda Triclopyr BEE 60.45% EC** at 4 - 6 gals. and 2 - 3 gals. of crop oil concentrate or other recommended oil and add this mixture to enough water to make 100 gals. of spray solution. Use continuous adequate agitation. Apply with backpack or other low volume spraying equipment, using low pressure (20 - 40 PSI). **Sharda Triclopyr BEE 60.45% EC** may be mixed with other herbicides to broaden the spectrum of herbicidal activity. Do not apply to wet or saturated bark as poor control may result.

Cut Surface

Cut surface applications with **Sharda Triclopyr BEE 60.45% EC** can be made any time after cutting up to re-sprouting. After re-sprouting basal bark or foliar applications are more suitable.

Basal Cut Stump Treatment

To control resprouting, mix 20 - 30 gals. of **Sharda Triclopyr BEE 60.45% EC** in enough oil to make 100 gals. of spray mixture. Apply with a backpack or knapsack sprayer using low-pressures and a solid cone or flat fan nozzle. Spray the root collar area, sides of the stump, and the outer portion of the cut surface, including the cambium, until thoroughly wet, but not to the point of runoff. Spray mixture concentration should vary with the size and susceptibility of species treated. Apply anytime, including in Winter months, except when snow or water prevent spraying to the ground line. **Mixing with oil requires vigorous agitation to form an oil solution.** Once a solution is formed it will stay stable.

Cut Stump Treatment

To control resprouting of salt cedar and other *Tamarix* species, bigleaf maple, tanoak, Oregon myrtle, and other susceptible species, apply **Sharda Triclopyr BEE 60.45% EC** as 50% dilution v/v in water to wet the exposed cambium layer on the freshly cut surface, or use undiluted **Sharda Triclopyr BEE 60.45% EC** immediately after cutting. Use of undiluted **Sharda Triclopyr BEE 60.45% EC** is most effective for hard-to-control species. Treatments may be applied throughout the year; however, control may be reduced with treatment during periods of moisture stress as in late Summer. Cut stumps so that they are approximately level to facilitate uniform coverage of **Sharda Triclopyr BEE 60.45% EC**. Use an applicator which can be calibrated to deliver the small amounts of material required.

FOREST MANAGEMENT APPLICATIONS

All application methods described on this label may be used on forest management sites.

Restrictions:

- **DO NOT** apply more than 6 qts. (6 lb. ae) of **Sharda Triclopyr BEE 60.45% EC** (6 acre per application).
- **DO NOT** apply more than 6 qts. (6 lb. ae) of **Sharda Triclopyr BEE 60.45% EC** per acre per year.
- The minimum re-treatment interval is 28 days.

For broadcast applications, apply 1 - 6 qts. of **Sharda Triclopyr BEE 60.45% EC** per acre in a total spray volume of 5 - 25 gals. per acre by air or 10 - 100 gals. per acre by ground. Use spray volumes sufficient to provide thorough coverage of treated foliage. Nozzles or additives that produce larger droplets of spray may require higher spray volumes to provide adequate coverage.

Plant-Back Interval for Conifers: Conifers planted sooner than 1 month after treatment with **Sharda Triclopyr BEE 60.45% EC** at less than 4 qts. per acre or sooner than 2 months after treatment at 4 - 6 qts. per acre may be injured. When tank mixtures of herbicides are used for forest site preparation, labels for all products in the mixture must be consulted and the longest waiting period before planting observed.

Forest Site Preparation (Not for Conifer Release)

Southern States including Alabama, Arkansas, Delaware, Florida, Georgia, Louisiana, Maryland, Mississippi, North Carolina, Oklahoma, South Carolina, Tennessee, Texas, and Virginia: To control susceptible woody plants and broadleaf weeds, apply **Sharda Triclopyr BEE 60.45% EC** at a rate of 4 - 6 qts. per acre. To broaden the spectrum of woody plants and broadleaf weeds controlled, apply 2 - 4 qts. of **Sharda Triclopyr BEE 60.45% EC** per acre in tank mix combination with labeled rates of Graslan L or Tordon 22K. Where grass control is also desired, **Sharda Triclopyr BEE 60.45% EC**, alone or in tank mix combination with Tordon 22K or Graslan L, may be applied with labeled rates of other herbicides registered for grass control in forests. Use of tank mix products must be in accordance with the most restrictive of label limitations and precautions. **DO NOT** exceed labeled application rates. **Sharda Triclopyr BEE 60.45% EC** cannot be tank mixed with any product containing a label prohibition against such mixing.

Western, Northeastern, North Central, and Lake States (States not Listed Above as Southern States): To control susceptible woody plants and broadleaf weeds, apply **Sharda Triclopyr BEE 60.45% EC** at a rate of 3 - 6 qts. per acre. To broaden the spectrum of woody plants and broadleaf weeds controlled, apply 1.5 - 3 qts. of **Sharda Triclopyr BEE 60.45% EC** per acre in tank mix combination with labeled rates of Graslan L, Tordon 22K, Freelexx or 2,4-D low volatile ester. Where grass control is also desired, **Sharda Triclopyr BEE 60.45% EC**, alone or in tank mix combination with Graslan L or Tordon 22K, may be applied with labeled rates of other herbicides registered for grass control in forests. When applying tank mixes, follow applicable use directions and precautions on each product label.

Southern Coastal Flatwoods: To control susceptible broadleaf weeds and woody species including gallberry and wax-myrtle, and for partial control of saw-palmetto, apply 2 - 4 qts. of **Sharda Triclopyr BEE 60.45% EC** per acre. To broaden the spectrum of species controlled to include fetterbush, staggerbush, titi, and grasses, apply 2 - 3 qts. of **Sharda Triclopyr BEE 60.45% EC** per acre in tank mix combination with labeled rates of Arsenal Applicator's Concentrate herbicide. Where control of gallberry, wax-myrtle, broadleaf weeds, and grasses is desired, apply 2 - 3 qts. of **Sharda Triclopyr BEE 60.45% EC** per acre in tank mix combination with labeled rates of Accord Concentrate or Accord SP herbicide.

These treatments may be broadcast during site preparation of flat planted or bedded sites or, on bedded sites, applied in bands over the top of beds. For best results, apply in late Summer or Fall. Efficacy may not be satisfactory when applications are made in early season prior to August. **Note: DO NOT** apply after planting pines.

Directed Spray Applications for Conifer Release

To release conifers from competing hardwoods and brush including red maple, sugar maple, striped maple, sweetgum, red and white oaks, ash, hickory, alder, birch, aspen, pin cherry, *Ceanothus* spp., blackberry, chinquapin, and poison oak, mix 4 - 20 qts. of **Sharda Triclopyr BEE 60.45% EC** in enough water to make 100 gals. of spray mixture. This spray mixture should be directed onto foliage of competitive hardwoods using knapsack or backpack sprayers with flat fan nozzles or equivalent any time after the hardwoods and brush have reached full leaf size, but before Autumn coloration. The majority of treated hardwoods and brush must be less than 6 ft. in height to ensure adequate spray coverage. Care must be taken to direct spray away from contact with conifer foliage, particularly foliage of desirable pines. See **Table 1** for relationship between mixing rate, spray volume and maximum application rate.

Note: Spray may cause temporary damage and growth suppression where contact with conifers occurs; however, injured conifers must recover and grow normally. Over-the-top spray applications can kill pines.

Broadcast Applications for Mid-Rotation Understory Brush Control in Southern Coastal Flatwoods Pine Stands (Ground Equipment Only)

For control of susceptible species including gallberry and wax-myrtle and broadleaf weeds, apply 2 - 4 qts. of **Sharda Triclopyr BEE 60.45% EC** per acre. To broaden the spectrum of woody plants controlled to include fetterbush, staggerbush, and titi, apply 2 - 3 qts. of **Sharda Triclopyr BEE 60.45% EC** per acre in tank mix combination with labeled rates of Arsenal Applicator's Concentrate. Saw-palmetto will be partially controlled by use of **Sharda Triclopyr BEE 60.45% EC** at 4 qts. per acre or by mixtures of **Sharda Triclopyr BEE 60.45% EC** at 2 - 3 qts. per acre in tank mix combination with either Arsenal Applicator's Concentrate or Escort herbicide. These mixtures should be broadcast applied over target understory brush species, **but to prevent injury to pines, make applications underneath the foliage of pines.** Apply sprays in 30 gals. or more per acre of total volume. For best results, apply in late Summer or Fall. Efficacy may not be satisfactory when applications are made in early season prior to August.

Broadcast Applications for Conifer Release in the Pacific Northwest and California

Dormant Conifers Before Bud Swell (Excluding Pines): To control or suppress deciduous hardwoods including vine maple, bigleaf maple, alder, scotch broom, or willow **before leaf-out**, or evergreen hardwoods including madrone, chinquapin, and *Ceanothus* spp., use **Sharda Triclopyr BEE 60.45% EC** at 1 - 2 qts. per acre. Use diesel or fuel oil as a diluent, or use water plus 1 - 2 gals. per acre of diesel oil or a suitable surfactant or oil substitute at manufacturer's recommended rates. **Mixing with oil as the only diluent requires vigorous agitation to form an oil solution.** Once a solution is formed it will stay stable.

Conifer Plantations (Excluding Pines) After Hardwoods Begin Growth and Before Conifer Bud Break ("Early Foliar" Hardwood Stage):

Use **Sharda Triclopyr BEE 60.45% EC** at 1 - 1.5 qts. alone or with 2,4-D low volatile ester herbicide in water carrier to provide no more than 3 lbs. ae per acre. After conifer bud break, these sprays may cause more serious injury to the crop trees. Use of a surfactant may cause unacceptable injury to conifers especially after bud break.

Conifer Plantations (Excluding Pines) After Conifers Harden Off in Late Summer and While Hardwoods are Still Actively Growing:

Use **Sharda Triclopyr BEE 60.45% EC** at rates of 1 - 1.5 qts. per acre alone or with 2,4-D low volatile ester to provide no more than 3 lbs. ae per acre. Treat as soon after conifer bud hardening as possible so that hardwoods and brush are actively growing. Use of oil,

oil substitute, or surfactant may cause unacceptable injury to the conifers.

Broadcast Applications for Conifer Release in the Eastern United States

To release spruce, fir, red pine, and white pine from competing hardwoods including red maple, sugar maple, striped maple, alder, birch (white, yellow, and grey), aspen, ash, pin cherry, and *Rubus* spp. and perennial and annual broadleaf weeds, use **Sharda Triclopyr BEE 60.45% EC** at rates of 1.5 - 3 qts. per acre alone or with 2,4-D amine or low volatile ester to provide no more than 4 lbs. ae per acre. Apply in late Summer or early Fall after conifers have formed their overwintering buds and hardwoods are in full leaf and prior to autumn coloration.

Broadcast Applications for Conifer Release in the Lake States Region

To release spruce, fir, and red pine from competing hardwoods including aspen, birch, maple, cherry, willow, oak, hazel, and *Rubus* spp. and perennial and annual broadleaf weeds, use **Sharda Triclopyr BEE 60.45% EC** at rates of 1.5 - 3 qts. per acre. Apply in late Summer or early Fall after conifers have formed their overwintering buds and hardwoods are in full leaf and prior to Autumn coloration.

RANGELAND AND PERMANENT GRASS PASTURES

[Not Registered For Use in California]

All application methods described on this label may be used on rangeland and pasture sites.

Restrictions:

- **DO NOT** apply more than 2 qts. (2 lb. ae) of **Sharda Triclopyr BEE 60.45% EC** per acre per application.
- **DO NOT** apply more than 2 qts. (2 lb. ae) of **Sharda Triclopyr BEE 60.45% EC** per acre per year.
- The minimum re-treatment interval is 28 days.

Mesquite Control Using High Volume Foliage Treatment:

For control of mesquite infestations of low to moderate density, apply **Sharda Triclopyr BEE 60.45% EC** and Sendero in a tank mixture to individual plants with backpack or hand-held sprayers or a vehicle-mounted sprayer with hand-held spray wand or spray gun. For individual plant treatment, use 2 qts. of **Sharda Triclopyr BEE 60.45% EC** per 100 gals. of total spray solution in combination with Sendero. Apply in water or as an oil-water emulsion as described in Mixing Directions. If using an oil-water emulsion, add the oil at a rate of 5% of the total spray volume. Apply as a complete spray-to-wet foliar application, including all leaves. Thorough coverage is necessary for good results, but do not spray to the point of runoff. Do not apply when mesquite foliage is wet. For best results, follow information given elsewhere in this label concerning effect of environmental conditions and application timing on control. This application method works best for brush less than 8 ft. tall since efficient treatment and thorough coverage of taller brush is difficult to achieve with this method. To minimize drift, select a spray nozzle and pressure that provides good coverage while forming a coarse spray. Additionally, drift may be reduced by using the minimum pressure necessary to obtain plant coverage without forming a mist and by directing sprays no higher than the top of target plants. If desired, a spray dye may be added to the spray mixture to mark the treated plants.

Broadcast Applications with Aerial or Ground Equipment

Environmental conditions and application timing influence brush and weed control results. For best results, apply when woody plants and weeds are actively growing. For woody species, apply after the rapid growth period of early Spring when leaf tissue is fully expanded and terminal growth has slowed. Brush regrowth must be at least 4 ft. high prior to treatment to insure adequate foliage for herbicide absorption. Adequate soil moisture before and after treatment as well as the presence of healthy foliage at the time of application are important factors contributing to optimal herbicidal activity.

Use sufficient spray volume to completely and uniformly cover foliage. For ground application, apply 10 gals. or more of total spray volume per acre. For aerial application, apply at least 2 gals. of total spray volume per acre. Use higher spray volumes for ground or aerial applications to ensure adequate coverage with increased depth and density of foliage, particularly for treatment of woody plants.

Mesquite: The herbicidal response of mesquite is strongly influenced by foliage condition, growth stage and environmental conditions. For best results, apply when new growth foliage has turned from light to dark green, when the soil temperature is above 75°F at a depth of 12" - 18", and soil moisture is adequate for plant growth. Apply within 60 days after the 75°F minimum soil temperature at the 12- to 18-inch depth has been reached. Product performance may be adversely affected if application is made before mesquite foliage has turned from light to dark green or if foliage has been injured or removed by late frost, insects, hail, or plant diseases. **DO NOT** treat if mesquite exhibits new (light green) terminal growth in response to recent heavy rainfall during the growing season. Rate of soil warm-up at the 12- to 18-inch depth may vary with soil texture and drainage. Coarse-textured (sandy) soils warm up sooner than fine-textured (clay) soils and dry soils warm up more quickly than wet soils. Mesquite regrowth must be at least 4 ft. high prior to treatment to insure adequate foliage for herbicide absorption.

Mesquite Only

Apply 0.25 – 0.5 qt. of **Sharda Triclopyr BEE 60.45% EC** per acre in combination with Sendero. See label for Sendero for additional treatment directions and information on mesquite control. Apply aerially as an oil:water emulsion in 4 gals. or more total volume per acre or with ground equipment in 10 gals. or more total volume per acre. Use a maximum of 1 gal. of oil per acre for aerial or ground application.

Mesquite and Pricklypear Cactus

If pricklypear cactus is a target species in association with mesquite, apply a tank mix of 0.25 – 0.5 qt. of **Sharda Triclopyr BEE 60.45% EC** with Tordon 22K per acre. (The mixing with Tordon 22K provides a higher and more uniform plant kill of pricklypear.) Apply aerially as an oil:water emulsion in 4 gals. or more total volume per acre or with ground equipment in 10 or gals. or more total volume per acre. If mesquite canopy is dense, use higher spray volumes. Use a maximum of 1 gal. of oil per acre for aerial or ground application.

South Texas Mixed Brush (Mesquite, Pricklypear Cactus, Blackbrush, Twisted Acacia, and Granjeno)

Use 0.5 - 1 qts. of **Sharda Triclopyr BEE 60.45% EC** in a tank mix with Tordon 22K per acre if pricklypear is a problem, or with Sendero if mesquite is the prevalent species. **Sharda Triclopyr BEE 60.45% EC** contributes to the control of non-legume species including granjeno and oaks. However, if woody legume species are predominate, apply with Tordon 22K in combination with Sendero for improved control. See labels for Tordon 22K and Sendero for additional information and treatment directions. Apply aerially in an oil:water emulsion in 4 gals. or more total volume per acre or with ground equipment in 15 gals. or more total volume per acre. Use a maximum of 1 gal. of oil per acre for aerial or ground application. The use of an oil:water emulsion is critical and good spray coverage is essential for acceptable brush control.

Sand Shinnery Oak Suppression

In Texas, New Mexico and Oklahoma, apply **Sharda Triclopyr BEE 60.45% EC** alone at a rate of 0.25 - 1 qts. per acre for suppression of shinnery oak growing on sandy soils. Grass response following suppression may be impressive where rainfall is adequate. Grazing deferment following application together with proper grazing management is recommended to allow for the reestablishment of grass stands.

Post Oak and Blackjack Oak - Regrowth Stands

Apply in the late Spring (May) to early Summer (June - July) when oak leaves are fully developed (expanded). Use 2 qts. of **Sharda Triclopyr BEE 60.45% EC** alone or in tank mix combination with Freelexx or a 2,4-D low-volatile ester herbicide per acre. Apply in an oil:water emulsion or water surfactant dilution in sufficient total volume per acre to assure thorough coverage, usually 5 gals. or more per acre by fixed-wing aircraft or helicopter or 15 - 25 gals. per acre by ground equipment. Use a maximum of 1 gal. of oil per acre for aerial or ground application. Lower rates may be used for suppression only. Control will require at least 3 consecutive treatments. **Note:** Regrowth plants have a large root mass relative to top growth when compared to undisturbed plants. In order for top growth to intercept and translocate enough herbicide to control the roots, delay broadcast treatment until top growth is at least 4 ft tall.

High-Volume Foliage Treatment: For regrowth less than 4 ft. tall, apply 2 qts. of **Sharda Triclopyr BEE 60.45% EC** per 100 gals. of water and 2 qts. of ag surfactant alone or in tank mix combination with GrazonNext HL or Tordon 22K. Apply as a high-volume leaf-stem treatment to individual plants using ground equipment.

Post Oak and Blackjack Oak - Mature Stands

For control of mature stands (greater than 5 ft. tall), apply 2 qts. of **Sharda Triclopyr BEE 60.45% EC** per acre in late Spring (May) to early Summer (June - July) when oak leaves are fully developed (expanded). Understory species including winged elm, buckbrush, tree huckleberry and ash occurring in some areas will not be controlled (only suppressed or defoliated) by using **Sharda Triclopyr BEE 60.45% EC** alone. Where these understory species occur, control may be improved by tank mixing 2 qts. of **Sharda Triclopyr BEE 60.45% EC** with Tordon 22K or GrazonNext HL per acre. For best results, apply as an oil:water emulsion in a total volume of 5 gals. per acre or more by fixed-wing aircraft or helicopter.

Other Susceptible Woody Plants

Apply 1 - 2 qts. of **Sharda Triclopyr BEE 60.45% EC** alone or in combination with Freelexx or a 2,4-D low volatile ester or amine formulation per acre. If difficult to control species including ash, choke cherry, elm, maple or oaks are prevalent, and during applications made when plants are mature late in the Summer or during drought conditions, use the higher rates of **Sharda Triclopyr BEE 60.45% EC**, alone or with Freelexx or a 2,4-D. **Sharda Triclopyr BEE 60.45% EC** may also be applied in a tank mixture with GrazonNext HL or Tordon 22K for increased control of certain species. See labels for GrazonNext HL and Tordon 22K for additional information and treatment directions. Apply aerially in 4 gals. or more total volume per acre or with ground equipment in 10 gals. or more total volume per acre. For best results on blackberry, apply during or after bloom. For management of kudzu, apply 1 qt. of **Sharda Triclopyr BEE 60.45% EC** per acre. Repeat application may be necessary to achieve desired level of control.

Susceptible Broadleaf Weeds

Use 1 qt. of **Sharda Triclopyr BEE 60.45% EC** per acre in a water spray. Apply as a broadcast spray in a total volume of 10 gals. or more per acre by ground equipment or aerially in a total volume of 2 gals. or more per acre. Apply anytime the weeds are actively growing. **Sharda Triclopyr BEE 60.45% EC** at 0.25 – 0.5 qts. may be tank mixed with Freelexx or a 2,4-D amine or low volatile ester.

Basal Bark and Dormant Stem Treatments

Individual plant treatments including basal bark and cut surface applications may be used on any use site listed on this label at a maximum use rate of 8 lbs. ae of triclopyr per acre. These types of applications are made directly to ungrazed parts of plants and, therefore, are not restricted by the grazing maximum rate of 2 lbs. ae of triclopyr per acre. See above in the section **BASAL BARK, DORMANT STEM, AND CUT SURFACE TREATMENTS FOR USE ON ALL SITE** for more use information.

Low-Volume Basal Bark Treatment

To control susceptible woody plants including mesquite, huisache, red maple, red and white oak, birches, and aspen with stems less than 6" in basal diameter.

Streamline Basal Bark Treatment

To control or suppress susceptible woody plants including mesquite, huisache, red maple, white and red oak, elbowbush, greenbriar, hackberry, pricklyash, yaupon, and wild grape.

Cut Stump, Basal Cut Stump, Dormant Stem, Thinline Basal Bark Treatments

To control resprouting, apply undiluted **Sharda Triclopyr BEE 60.45% EC** to wet the cambium and adjacent wood around the entire circumference of cut stumps. Treatments may be applied throughout the year; however, control may be reduced with treatment during periods of moisture stress as in late summer. Cut stumps so that they are approximately level to facilitate uniform coverage of **Sharda Triclopyr BEE 60.45% EC**. Use an applicator which can be calibrated to deliver the small amounts of material required.

Growing Point and Leaf Base (Crown) Treatment of Yucca

Prepare a 2% v/v solution of **Sharda Triclopyr BEE 60.45% EC** in diesel or fuel oil (0.4 qt. of **Sharda Triclopyr BEE 60.45% EC** in 5 gals. of spray mixture). Thoroughly wet the center of the plant including growing point and leaf bases to the soil surface. Complete coverage of leaves is not necessary.

CONSERVATION RESERVE PROGRAM (CRP) FOR ESTABLISHED PERMANENT GRASS STANDS

Use **Sharda Triclopyr BEE 60.45% EC** on CRP acres only after perennial grasses are well-established.

Broadcast Application Ground or Aerial: Apply 0.5 – 1 qt. of **Sharda Triclopyr BEE 60.45% EC** per acre for small weed control or up to 1.5 qts. of **Sharda Triclopyr BEE 60.45% EC** per acre for deep-rooted perennial and susceptible woody species control. Use enough water to deliver 10 gals. or more per acre by ground or 2 gals. or more per acre by air of total spray volume.

Restrictions:

- **DO NOT** apply more than 2 qts. (2 lb. ae) of **Sharda Triclopyr BEE 60.45% EC** per acre per application.
- **DO NOT** apply more than 2 qts. (2 lb. ae) of **Sharda Triclopyr BEE 60.45% EC** per acre per year.
- The minimum re-treatment interval is 28 days.
- When applying to CRP lands, follow all applicable State and Federal regulations. Follow the most severe grazing restriction imposed by the pesticide label or by the USDA Acreage Conservation Reserve Program. After that time period, follow local (CRP) guidelines regarding cropping and haying restrictions. **DO NOT** use **Sharda Triclopyr BEE 60.45% EC** if legumes are a desired cover crop during CRP.

STORAGE AND DISPOSAL

Do not contaminate water, food, or feed by storage and disposal. Open dumping is prohibited.

PESTICIDE STORAGE: Store above 28°F or agitate before use.

PESTICIDE DISPOSAL: Wastes resulting from the use of this product must be disposed of on site or at an approved waste disposal facility.

CONTAINER HANDLING:

[Less Than or Equal to 5 Gallons] [Nonrefillable container. Do not reuse or refill this container. Offer for recycling if available. Triple rinse container (or equivalent) promptly after emptying. Triple rinse as follows: Empty the remaining contents into application equipment or a mix tank and drain for 10 seconds after the flow begins to drip. Fill the container ¼ full with water and recap. Shake for 10 seconds. Pour rinsate into application equipment or a mix tank or store rinsate for later use or disposal. Drain for 10 seconds after the flow begins to drip. Repeat this procedure two more times. Then offer for recycling if available or reconditioning if appropriate or puncture and dispose of in a sanitary landfill or by incineration, or by other procedures allowed by State and local authorities.]

[Greater Than 5 Gallons] [Refillable container. Refill this container with pesticide only. Do not reuse this container for any other purpose. Cleaning the container before final disposal is the responsibility of the person disposing of the container. Cleaning before refilling is the responsibility of the refiller. To clean the container before final disposal, empty the remaining contents from this container into application equipment or mix tank. Fill the container about 10% full with water. Agitate vigorously or recirculate water with the pump for two minutes. Pour or pump rinsate into application equipment or rinsate collection system. Repeat this rinsing procedure two more times. Then offer for recycling if available or reconditioning if appropriate or puncture and dispose of in a sanitary landfill or by incineration, or by other procedures allowed by State and local authorities.]

[Greater Than 5 Gallons] [Nonrefillable container. Do not reuse or refill this container. Offer for recycling, if available. Triple rinse container (or equivalent) promptly after emptying. Triple rinse as follows: Empty the remaining contents into application equipment or a mix tank. Fill the container ¼ full with water. Replace and tighten closures. Tip container on its side and roll it back and forth, ensuring at least one complete revolution, for 30 seconds. Stand the container on its end and tip it back and forth several times. Turn the container over onto its other end and tip it back and forth several times. Empty the rinsate into application equipment or a mix tank or store rinsate for later use or disposal. Repeat this procedure two more times. Then offer for recycling if available or reconditioning if appropriate or puncture and dispose of in a sanitary landfill or by incineration, or by other procedures allowed by State and local authorities.]

[For Bulk and Mini-Bulk Containers] [Refillable container. Refill this container with pesticide only. Do not use this container for any other purpose. Cleaning the container before final disposal is the responsibility of the person disposing of the container. Cleaning before refilling is the responsibility of the person refilling. To clean container before final disposal, empty the remaining contents from this container into application equipment or mix tank. Fill the container about 10% full with water. Agitate vigorously or recirculate water with the pump for 2 minutes. Pour or pump rinsate into application equipment or rinsate collection system. Repeat this rinsing procedure two more times. Then offer for recycling if available or puncture and dispose of in a sanitary landfill, or by incineration, or by other procedures allowed by State and local authorities.]

CONTAINER IS NOT SAFE FOR FOOD, FEED, OR DRINKING WATER!

CONDITIONS OF SALE AND LIMITATION OF WARRANTY AND LIABILITY

NOTICE: Read the entire Directions for Use and Conditions of Sale and Limitation of Warranty and Liability before buying or using this product. If the terms are not acceptable, return the product at once, unopened, and the purchase price will be refunded.

The Directions for Use of this product must be followed carefully. It is impossible to eliminate all risks inherently associated with the use of this product. Ineffectiveness or other unintended consequences may result because of such factors as manner of use or application, weather, presence of other materials or other influencing factors in the use of the product, which are beyond the control of Sharda USA LLC or Seller. To the extent consistent with applicable law, all such risks shall be assumed by Buyer and User, and Buyer and User agree to hold Sharda USA LLC and Seller harmless for any claims relating to such factors.



Sharda USA LLC warrants that this product conforms to the chemical description on the label and is reasonably fit for the purposes stated in the Directions for Use, subject to the inherent risks referred to above, when used in accordance with directions under normal use conditions. This warranty does not extend to the use of this product contrary to label instructions, or under conditions not reasonably foreseeable to or beyond the control of Seller or Sharda USA LLC and Buyer and User assume the risk of any such use. To the extent consistent with applicable law, SHARDA USA LLC MAKES NO WARRANTIES OF MERCHANTABILITY OR OF FITNESS FOR A PARTICULAR PURPOSE NOR ANY OTHER EXPRESS OR IMPLIED WARRANTY EXCEPT AS STATED ABOVE.

To the extent consistent with applicable law, neither Sharda USA LLC nor Seller shall be liable for any incidental, consequential, or special damages resulting from the use or handling of this product. **TO THE EXTENT CONSISTENT WITH APPLICABLE LAW, THE EXCLUSIVE REMEDY OF THE USER OR BUYER, AND THE EXCLUSIVE LIABILITY OF SHARDA USA LLC AND SELLER FOR ANY AND ALL CLAIMS, LOSSES, INJURIES OR DAMAGES (INCLUDING CLAIMS BASED ON BREACH OF WARRANTY, CONTRACT, NEGLIGENCE, TORT, STRICT LIABILITY OR OTHERWISE) RESULTING FROM THE USE OR HANDLING OF THIS PRODUCT, SHALL BE THE RETURN OF THE PURCHASE PRICE OF THE PRODUCT OR, AT THE ELECTION OF SHARDA USA LLC OR SELLER, THE REPLACEMENT OF THE PRODUCT.**

Sharda USA LLC and Seller offer this product, and Buyer and User accept it, subject to the foregoing Conditions of Sale and Limitation of Warranty and Liability, which may not be modified except by written agreement signed by a duly authorized representative of Sharda USA LLC.

[All trademarks are the property of their respective owners.]

[OPTIONAL MARKETING LANGUAGE]

1	<p>[www.shardausa.com]</p>  <p>[]</p>
2	[Handle with Care]
3	[This side Up]
4	<p>{The below graphic to be added to box if formulated in the United States}</p>  <p>Proudly Formulated & Packaged In The U.S.A.</p> <p>[]</p>