



U.S. ENVIRONMENTAL PROTECTION AGENCY

Office of Pesticide Programs
Registration Division (7505P)
1200 Pennsylvania Ave., N.W.
Washington, D.C. 20460

EPA Reg. Number:

83529-119

Date of Issuance:

9/21/20

NOTICE OF PESTICIDE:

Registration
 Reregistration
(under FIFRA, as amended)

Term of Issuance:

Conditional

Name of Pesticide Product:

Sharda Acetochlor 30.2% +
Fomesafen 7.1% SE II

Name and Address of Registrant (include ZIP Code):

Anna Armstrong
Agent for Sharda USA LLC
c/o Wagner Regulatory Associates, Inc.
P.O. Box 640
Hockessin, DE 19707

Note: Changes in labeling differing in substance from that accepted in connection with this registration must be submitted to and accepted by the Registration Division prior to use of the label in commerce. In any correspondence on this product always refer to the above EPA registration number.

On the basis of information furnished by the registrant, the above named pesticide is hereby registered under the Federal Insecticide, Fungicide and Rodenticide Act.

Registration is in no way to be construed as an endorsement or recommendation of this product by the Agency. In order to protect health and the environment, the Administrator, on his motion, may at any time suspend or cancel the registration of a pesticide in accordance with the Act. The acceptance of any name in connection with the registration of a product under this Act is not to be construed as giving the registrant a right to exclusive use of the name or to its use if it has been covered by others.

This product is conditionally registered in accordance with FIFRA section 3(c)(7)(A). You must comply with the following conditions:

1. Submit and/or cite all data required for registration/reregistration/registration review of your product under FIFRA when the Agency requires all registrants of similar products to submit such data.

Signature of Approving Official:

Emily Schmid, Product Manager 25
Herbicide Branch, Registration Division (7505P)

Date:

9/21/20

EPA Form 8570-6

2. You are required to comply with the data requirements described in the DCI Order identified below:

- a. Acetochlor GDCI-121601-1660

You must comply with all of the data requirements within the established deadlines. If you have questions about the Generic DCI Order listed above, you may contact the Chemical Review Manager in the Pesticide Reevaluation Division:

<http://iaspub.epa.gov/apex/pesticides/f?p=chemicalsearch:1>

3. Make the following label changes before you release the product for shipment:
 - Revise the EPA Registration Number to read, “EPA Reg. No. 83529-119.”
4. Submit one copy of the final printed label for the record before you release the product for shipment.

Should you wish to add/retain a reference to the company’s website on your label, then please be aware that the website becomes labeling under the Federal Insecticide Fungicide and Rodenticide Act and is subject to review by the Agency. If the website is false or misleading, the product would be misbranded and unlawful to sell or distribute under FIFRA section 12(a)(1)(E). 40 CFR 156.10(a)(5) list examples of statements EPA may consider false or misleading. In addition, regardless of whether a website is referenced on your product’s label, claims made on the website may not substantially differ from those claims approved through the registration process. Therefore, should the Agency find or if it is brought to our attention that a website contains false or misleading statements or claims substantially differing from the EPA approved registration, the website will be referred to the EPA’s Office of Enforcement and Compliance.

If you fail to satisfy these data requirements, EPA will consider appropriate regulatory action including, among other things, cancellation under FIFRA section 6(e). Your release for shipment of the product constitutes acceptance of these conditions. A stamped copy of the label is enclosed for your records.

The alternate brand name “Arrest Fome” has been added to the product record.

Please also note that the record for this product currently contains the following CSFs:

- Basic CSF dated 08/28/2019

If you have any questions, please contact Julia Kerr by phone at 703-347-0386, or via email at kerr.julia@epa.gov.

Enclosure

ACETOCHLOR	GROUP	15	HERBICIDE
FOMESAFEN	GROUP	14	HERBICIDE

Sharda Acetochlor 30.2% + Fomesafen 7.1% SE II

ABN: Arrest Fome

A Herbicide for Weed Control in Soybeans and Cotton.

ACTIVE INGREDIENTS:	WT. BY %
Acetochlor, 2-chloro-N-ethoxymethyl-N-(2-ethyl-6-methylphenyl)acetamide	30.2%
Fomesafen, sodium salt, 5-[2-chloro-4-(trifluoromethyl)phenoxy]-N-(methylsulfonyl)-2-nitrobenzamide	7.1%
OTHER INGREDIENTS:	62.7%
TOTAL:	100.0%

Contains 2.82 lbs./gal. acetochlor and 0.63 lb./gal. fomesafen.

KEEP OUT OF REACH OF CHILDREN WARNING/AVISO

Si usted no entiende la etiqueta, busque a alguien para que se la explique a usted en detalle.
(If you do not understand this label, find someone to explain it to you in detail.)

FIRST AID	
IF IN EYES:	<ul style="list-style-type: none"> • Hold eye open and rinse slowly and gently with water for 15-20 minutes. • Remove contact lenses, if present, after the first 5 minutes, then continue rinsing eye. • Call a poison control center or doctor for treatment advice.
IF SWALLOWED:	<ul style="list-style-type: none"> • Immediately call a poison control center or doctor for treatment advice. • Do not induce vomiting unless told to do so by a poison control center or doctor. • Have person sip glass of water if able to swallow. • Do not give anything by mouth to an unconscious person.
IF ON SKIN OR CLOTHING:	<ul style="list-style-type: none"> • Take off contaminated clothing • Rinse skin immediately with plenty of water for 15-20 minutes. • Call a poison control center or doctor for treatment advice.
IF INHALED:	<ul style="list-style-type: none"> • Move person to fresh air. • If person is not breathing, call 911 or ambulance, then give artificial respiration, preferably by mouth-to-mouth, if possible. • Call a poison control center or doctor for treatment advice.
HOTLINE NUMBER	
Have the product container or label with you when calling a poison control center or doctor or going for treatment. For emergency information concerning this product, call your poison control center at 1-800-222-1222 .	

[Optional referral statements when booklets and container labels are used:
See label booklet for [complete] [additional] [Precautionary Statements], [Directions For Use], and [Storage and Disposal].]

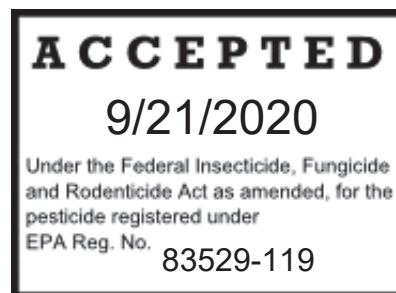
SHAKE WELL BEFORE USING

EPA Reg. No. 83529-XX

EPA Est. No. XXXXX-XX-XXX



Net Contents: _____ [Gallons/Liters]



PRECAUTIONARY STATEMENTS
HAZARDS TO HUMANS AND DOMESTIC ANIMALS
WARNING/AVISO

May be fatal if swallowed. Causes substantial but temporary eye injury. Harmful if absorbed through skin. Harmful if inhaled. Wash thoroughly with soap and water after handling and before eating, drinking, chewing gum, or using tobacco. Do not get in eyes or on clothing. Wear goggles, face shield, or safety glasses. Remove and wash contaminated clothing before reuse. Avoid breathing vapor or spray mist. Avoid contact with Skin. Wear long-sleeved shirt and long pants, socks, shoes, and chemical resistant (Barrier Laminate, Butyl Rubber ≥14 mils, Nitrile Rubber ≥14 mils, Neoprene Rubber ≥14 mils, Polyvinyl Chloride (PVC) ≥14 mils, or Viton ≥14 mils) gloves.

PERSONAL PROTECTIVE EQUIPMENT (PPE)

Applicators and other handlers must wear:

- Protective eyewear (goggles, face shield, or safety glasses)
- Long-sleeved shirt and long pants
- Shoes plus socks
- Chemical resistant gloves made of Barrier Laminate, Butyl Rubber ≥14 mils, Nitrile Rubber ≥14 mils, Neoprene Rubber ≥14 mils, Polyvinyl Chloride (PVC) ≥14 mils, or Viton ≥14 mils.

Discard clothing and other absorbent materials that have been drenched or heavily contaminated with this product's concentrate. Do not reuse them. Follow manufacturer's instructions for cleaning/maintaining PPE. If no such instructions for washables exist, use detergent and hot water. Keep and wash PPE separately from other laundry.

ENGINEERING CONTROLS STATEMENT

When handlers use closed systems or enclosed cabs in a manner that meets the requirements listed in the Worker Protection Standard (WPS) for agricultural pesticides [40 CFR 170.607(d-e)], the handler PPE requirements may be reduced or modified as specified in the WPS.

USER SAFETY RECOMMENDATIONS

Users should:

- Wash hands before eating, drinking, chewing gum, using tobacco, or using the toilet.
- Remove clothing/PPE immediately if pesticide gets inside. Then wash thoroughly and put on clean clothing.
- Remove PPE immediately after handling this product. Wash the outside of gloves before removing. As soon as possible, wash thoroughly and change into clean clothing.

ENVIRONMENTAL HAZARDS

This product is toxic to fish. Drift and runoff may be hazardous to aquatic organisms in water adjacent to treated areas. Do not apply directly to water, or to areas where surface water is present or to intertidal areas below the mean high water mark. Do not contaminate water when disposing of equipment wash water or rinsate. Do not apply when weather conditions favor drift from target area.

This product is toxic to plants and may adversely impact the forage and habitat of non-target organisms, including pollinators, in areas adjacent to the treated site. Protect the forage and habitat of non-target organisms by following label directions intended to minimize spray drift.

Groundwater Advisory

Acetochlor demonstrates properties and characteristics associated with chemicals detected in groundwater. The use of this product in areas where soils are permeable, particularly where the groundwater is shallow, may result in groundwater contamination

Surface Water Advisory

Acetochlor has properties that may result in surface water contamination via dissolved runoff and runoff erosion. Practices must be followed to minimize the potential for dissolved runoff and/or runoff erosion.

Fomesafen may impact surface water quality due to spray drift and runoff of rain water. This is especially true for poorly draining soils and soils with shallow groundwater. This product is classified as having high potential for reaching surface water via runoff for several months after application. A level, well-maintained vegetative buffer strip between areas to which this product is applied and surface water features such as ponds, streams, and springs will reduce the potential loading of fomesafen from runoff water and sediment. Runoff of this product will be reduced by avoiding applications when rainfall is forecasted to occur within 48 hours. See the manual for "Conservation Buffers to Reduce Pesticide Losses" at the following internet address:
<http://www.wsi.nrcs.usda.gov/productsA/V2Q/pest/core4.html>

DIRECTIONS FOR USE

It is a violation of Federal law to use this product in any manner inconsistent with its labeling.

This product can only be used in accordance with the Directions for Use on this label. Do not apply this product in a way that will contact workers or other persons, either directly or through drift. Only protected handlers may be in the area during application. For any requirements specific to your State or Tribe, consult the agency responsible for pesticide regulations.

Not for Use in Nassau and Suffolk Counties in New York State.

AGRICULTURAL USE REQUIREMENTS

Use this product only in accordance with its labeling and with the Worker Protection Standard, 40 CFR Part 170. This Standard contains requirements for the protection of agricultural workers on farms, forests, nurseries, and greenhouses, and handlers of agricultural pesticides. It contains requirements for training, decontamination, notification, and emergency assistance. It also contains specific instructions and exceptions pertaining to the statements on this label about personal protective equipment (PPE) and restricted-entry interval. The requirements in this box only apply to uses of this product that are covered by the Worker Protection Standard.

Do not enter or allow worker entry into treated areas during the restricted-entry interval (REI) of 24 hours.

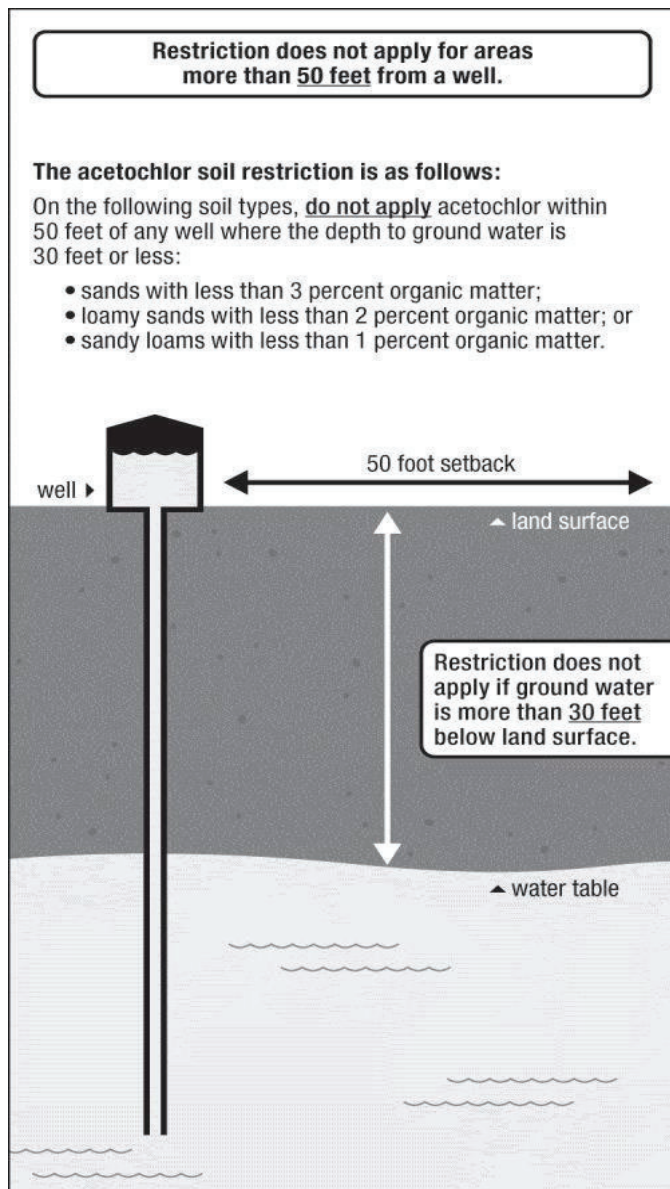
Exception: If the product is soil-injected or soil-incorporated, the Worker Protection Standard, under certain circumstances, allows workers to enter the treated area if there will be no contact with anything that has been treated.

PPE required for early entry to treated areas that is permitted under the Worker Protection Standard and that involves contact with anything that has been treated, such as plants, soil, or water, is:

- Coveralls
- Chemical-resistant gloves made of any waterproof material
- Shoes plus socks

PRODUCT INFORMATION

Sharda Acetochlor 30.2% + Fomesafen 7.1% SE II is an herbicide for use in soybeans and cotton for the control or suppression of annual grasses and broadleaf weeds listed in the **WEEDS CONTROLLED** section of this label. Applications of **Sharda Acetochlor 30.2% + Fomesafen 7.1% SE II** may be made as pre-plant surface, pre-emergence, or post-emergence.



Use rate of **Sharda Acetochlor 30.2% + Fomesafen 7.1% SE II** is determined by soil texture and organic matter, and must be determined before application. Soil types are defined as:

Soil Types:

- **Fine:** Silty Clay Loam, Clay Loam, Sandy Clay, Silty Clay, Clay
- **Medium:** Loam, Silt Loam, Silt, Sandy Clay Loam
- **Coarse:** Sand, Loamy Sand, Sandy Loam

Use Restrictions

- Not for Sale, Sale Into, Distribution and/or Use in Nassau and Suffolk Counties of New York State.
- It is the pesticide user's responsibility to ensure that all products are registered for the intended use. Read and follow the applicable restrictions and limitations and directions for use on all product labels involved in tank mixing. Users must follow the most restrictive directions for use and precautionary statements of each product in the tank mixture.
- On the following soil types, do not apply this product within 50 feet of any well where the depth to groundwater is 30 feet or less: sands with less than 3% organic matter; loamy sands with less than 2% organic matter; or sandy loams with less than 1% organic matter. See the figure for additional clarification.
- This product may not be mixed or loaded within 50 feet of any wells (including abandoned wells and drainage wells), sink holes, perennial or intermittent streams and rivers, and natural or impounded lakes and reservoirs. This setback does not apply to properly capped or plugged abandoned wells and does not apply to impervious pad or properly diked mixing/loading areas.
- Operations that involve mixing, loading, rinsing, or washing of this product into or from pesticide handling or application equipment or containers within 50 feet of any well are prohibited unless conducted on an impervious pad constructed to withstand the weight of the heaviest load that may be positioned on or moved across the pad. Such a pad shall be designed and maintained to contain any product spills or equipment leaks, container or equipment rinse or washwater, and rainwater that may fall on pad. Surface water shall not be allowed to either flow over or from the pad, which means the pad must be self-contained. The pad shall be sloped to facilitate material removal. An unroofed pad shall be of sufficient capacity to contain a minimum of 110 percent of the capacity of the largest pesticide container or application equipment on the pad. A pad that is covered by a roof of sufficient size to completely exclude precipitation from contact with the pad shall have a minimum containment capacity of 100 percent of the capacity of the largest pesticide container or application equipment on the pad. Containment capacities as

described above shall be maintained at all times. The above specified minimum containment capacities do not apply to vehicles when delivering pesticide shipments to the mixing/loading site. States may have in effect additional requirements regarding wellhead setbacks and operational containment.

- Do not flood irrigate to apply or incorporate this product.
- Product must be used in a manner which will prevent back siphoning into wells, spills or improper disposal of excess pesticide, spray mixtures or rinsates.
- Disposal of excess pesticide, spray mixtures or rinsate must be according to label use instructions or according to the State Pesticide or Environmental Control Agency or the Hazardous Waste representative at the nearest EPA regional office.
- Do not apply under conditions that favor runoff or wind erosion of soil containing this product to non-target areas. To prevent off-site movement due to runoff or wind erosion:
 - Do not apply to impervious substrates such as paved or highly compacted surfaces or frozen or snow covered soils.
 - Do not use tailwater from the first flood or furrow irrigation of treated fields to treat non-target crops unless at least 0.5 inch of rainfall has occurred between application and the first irrigation.
- Do not apply when wind conditions favor drift to non-target sites. To minimize spray drift to non-target areas:
 - Use low-pressure application equipment capable of producing a large droplet spray.
 - Do not use nozzles that produce a fine droplet spray.
 - Minimize drift by using sufficient spray volume to ensure adequate coverage with large droplet size sprays.
- Do not make ground applications during inversion conditions.

ROTATIONAL CROPS

Following an application of **Sharda Acetochlor 30.2% + Fomesafen 7.1% SE II** at labeled rates, do not rotate to food or feed crops other than those listed below:

- Soybeans may be replanted immediately.
- Cotton may be replanted after 1 month or immediately, according to uses in the **COTTON** section.
- Barley, oat, rye, and wheat may be planted after a minimum of 4 months.
- Corn¹, peanuts, peas, rice, and seed corn may be planted after a minimum of 10 months.
- Do not plant alfalfa, sunflowers, sugar beets, and grain sorghum (milo)² within 18 months to avoid crop injury.
- Rotate the next season to the following crops: teosinte, triticale, wild rice, dried shelled bean group *Lupinus* spp. (including grain lupin, sweet lupin and white lupin); *Phaseolus* spp. (includes field bean, kidney bean, lima bean (dry), navy bean, pinto bean, tepary bean); bean *Vigna* spp. (includes adzuki bean, blackeyed pea, catjang, cowpea, Crowder pea, moth bean, mung bean, rice bean, southern pea and urd bean); broad bean (dry) chickpea, guar, lablab bean, lentil, pea (*Pisum* spp., includes field pea); and pigeon pea.
- Winter cover crops may be planted but not harvested or used for food or animal feed for a minimum of 18 months after last application of crops treated with this product or any other product containing acetochlor. Injury to cover crops may occur.

¹For popcorn, use a 12-month minimum rotation interval in the states of Ohio, Kentucky, Illinois, Indiana, Iowa, and Region 4 when applied at rates of 48 fl. oz. per acre or more. For sweet corn, use a minimum of 12-month in Region 3 and Region 4, except in the following states Connecticut, Maine, Massachusetts, New York, Rhode Island, and Vermont where 18 months is required.

²Sorghum may be planted back after 10 months in Region 1.

Replanting

If replanting is necessary in fields that have been treated previously with **Sharda Acetochlor 30.2% + Fomesafen 7.1% SE II**, the field may be replanted to cotton, or soybeans. When replanting, perform only minimum tillage required if depending on **Sharda Acetochlor 30.2% + Fomesafen 7.1% SE II** for residual weed control. Do not make a second application of **Sharda Acetochlor 30.2% + Fomesafen 7.1% SE II** or another fomesafen-containing product as crop injury or illegal residues may result in harvested crops. If tank-mix combinations were used, consult the product labels for any additional replanting instructions.

RESISTANCE-MANAGEMENT RECOMMENDATIONS

Sharda Acetochlor 30.2% + Fomesafen 7.1% SE II contains two active ingredients: acetochlor and fomesafen classified in Group 15 – chloroacetamide (mitosis inhibitor) and Group 14 – diphenylether (inhibitor of protoporphyrinogen oxidase [Protox, PPO]) chemical classes, respectively.

Herbicide resistance is defined as the inherited ability of a plant to survive and reproduce following exposure to a dose of herbicide normally lethal to the wild type. In a plant, resistance may be naturally occurring or induced by such techniques as genetic engineering or selection of variants produced by tissue culture or mutagenesis. Any weed population may contain or develop plants that are naturally resistant to **Sharda Acetochlor 30.2% + Fomesafen 7.1% SE II** and other Group 15 or 14 herbicides. Weed species with acquired resistance to Group 15 or 14 herbicides may eventually dominate the weed population if Group 15 or 14 herbicides are used repeatedly in the same field or in successive years as the primary method of control for targeted species. This may result in partial or total loss of control of those species by **Sharda Acetochlor 30.2% + Fomesafen 7.1% SE II** or other Group 15 or 14 herbicides.

To delay herbicide resistance, consider the below best practices for resistance management:

- Plant into weed-free fields and keep fields as weed-free as possible.
- To the extent possible, use a diversified approach toward weed management. Whenever possible, incorporate multiple weed-control practices such as mechanical cultivation, biological management practices, and crop rotation.
- Fields with difficult to control weeds should be rotated to crops that allow the use of herbicides with alternative mechanisms of action or different management practices.
- To the extent possible, do not allow weed escapes to produce seeds, roots or tubers. Manage weed seeds at harvest and post-

harvest to prevent a buildup of the weed seed-bank.

- Prevent field-to-field and within-field movement of weed seed or vegetative propagules. Thoroughly clean plant residues from equipment before leaving fields.
- Prevent an influx of weeds into the field by managing field borders.
- Identify weeds present in the field through scouting and field history and understand their biology. The weed-control program should consider all of the weeds present.
- Difficult to control weeds may require sequential applications of herbicides with differing mechanisms of action.
- Apply this herbicide at the correct timing and rate needed to control the most difficult weed in the field.
- Use a broad-spectrum soil-applied herbicide with a mechanism of action that differs from this product as a foundation in a weed-control program. Do not use more than two applications of this or any other herbicide with the same mechanism of action within a single growing season unless mixed with an herbicide with another mechanism of action with an overlapping spectrum for the difficult-to-control weeds.
- If resistance is suspected, treat weed escapes with an herbicide with a different MOA or use non-chemical methods to remove escapes.
- Monitor treated weed populations for loss of field efficacy.
- Scout field(s) before and after application.
- Report lack of performance to Sharda USA LLC or representative.

Indicators of possible herbicide resistance include: (1) failure to control a weed species normally controlled by the herbicide at the dose applied, especially if control is achieved on adjacent weeds; (2) a spreading patch of non-controlled plants of a particular weed species; (3) surviving plants mixed with controlled individuals of the same species.

Contact your local sales representative, extension agent, or certified crop advisors to find out if suspected resistant weeds to this MOA have been found in your region. If resistant biotypes of target weeds have been reported, use the application rates of this product specified for your local conditions. Tank mix products so that there are multiple effective mechanisms of action for each target weed.

MIXING, SPRAYING, AND HANDLING INSTRUCTIONS

It is the pesticide user's responsibility to ensure that all products are registered for the intended use. Read and follow the applicable restrictions and limitations and directions for use on all product labels involved in tank mixing. Users must follow the most restrictive directions for use and precautionary statements of each product in the tank mixture.

Precautions:

- Exposure or direct contact to this product or spray mixtures of this product must be minimized. The following instructions for transfer, mixing, cleaning or repairing equipment must be followed in order to minimize this exposure. Review the protective clothing requirements as listed in the **PRECAUTIONARY STATEMENTS** section of this label and do not use this product until you have the necessary protective clothing.
- **1, 2, 2.5, 5 and 10 Gallon Containers:** Special care in lifting and pouring are strongly recommended. Open pouring from these containers can result in exposure from splashing or spilling.
- **Bulk Containers:** Open pouring from these containers can result in exposure from splashing or spilling and is not recommended. This product should be transferred from these containers to the mix or spray tank using pumps or transfer probes. The probe or pump must not be removed from the container or disconnected until the container is emptied and rinsed. Use the pump or probe system to rinse the empty container and transfer the rinsate directly to the mix or spray tank.

Equipment Cleaning & Repair

Cleaning and repair of application equipment and the transfer system can cause exposure to this product. Care must be taken to minimize exposure during cleaning and repair of application equipment and transfer systems. These systems or equipment must be rinsed before being cleaned or repaired whenever possible.

Thoroughly clean the spray equipment prior to using **Sharda Acetochlor 30.2% + Fomesafen 7.1% SE II**. Maintain agitation throughout the spray operation. Do not allow spray mixture to sit overnight in the spray tank. Flush the spray equipment thoroughly following each use. Triple rinse sprayer with clean water after use.

The equipment must be shut down and special care taken to avoid contact with the pesticide when repairs must be made during transfer or application.

Spray Mixture Compatibility

Always determine the compatibility of this product or labeled tank mixtures of this product with carrier by mixing small proportional amounts prior to spraying on large scale.

Mix this product or labeled tank mixture of this product with the appropriate carrier as described below:

- 1) Place a 20- to 35-mesh screen or wetting basket over filling port.
- 2) Through the screen, fill the sprayer tank one-half full with the appropriate carrier.
- 3) Add compatibility agent, if necessary, to improve mixing or to prevent the formation of undesirable and unsprayable gels or precipitates, while agitating. Use only compatibility agents that are cleared by FDA for this use.
- 4) If a wettable powder or dry flowable formulation is used, make a slurry with water and add it slowly through the screen into the tank. Continue agitation.
- 5) If a flowable formulation is used, add slowly through screen into the tank. Mixing and compatibility may be improved when flowable is pre-mixed one-part flowable with one-part water and then added to the tank in diluted form.
- 6) Add this product slowly through the screen into the tank. Mixing and compatibility may be improved when this product is prediluted with two-parts of water and then added to the tank in diluted form.

- 7) Complete filling the sprayer tank with carrier. If a glyphosate or paraquat-containing herbicide is used, add the specified amount toward the end of the filling process. Remove hose from tank immediately after filling to avoid siphoning back into the carrier source.

Maintain agitation at all times until the contents of the tank are sprayed.

If spray mixture is allowed to settle at any time, thorough agitation is required to resuspend the mixture prior to spraying. Keep bypass line on or near bottom of tank to minimize foaming. Screen size in nozzle or line strainers should be 50-mesh. Carefully select proper nozzle to avoid spraying a fine mist. Check for even distribution of spray droplets. To reduce loss of the chemical due to drift of a fine mist, apply at nozzle pressures below 40 PSI.

Spray Additives

No adjuvants are required unless **Sharda Acetochlor 30.2% + Fomesafen 7.1% SE II** is being used as a burndown application on emerged weeds.

Post-Emergence Application Additives

Include one of the below (except in tank mix with products where prohibited):

- **Nonionic Surfactant (NIS)** – Use NIS containing at least 75% surface active agent at 0.25 - 0.5% v/v (1 - 2 qts./100 gals.) of the finished spray volume.
- **Crop Oil Concentrate (COC)** – Use a nonphytotoxic COC containing 15-20% approved emulsifier, at 0.5 - 1% v/v (0.5 - 1 gal./100 gals.) of the finished spray volume. COC can improve weed control but may reduce crop tolerance.
- **Methylated Seed Oil (MSO)** – Use a nonphytotoxic MSO containing 60% methylated seed oil. Poor performance may result from the use of MSO products containing less than 60% methylated seed oil. MSO can improve weed control but may reduce crop tolerance.

Precaution:

- Reduced post-emergence weed control for glyphosate may occur from tank mixtures with **Sharda Acetochlor 30.2% + Fomesafen 7.1% SE II**, and oil-based adjuvants.

APPLICATION TYPES

Ground Application - Broadcast

Ground - Broadcast Boom: When application is made pre-plant, at-planting, or pre-emergence in soybeans or cotton **Sharda Acetochlor 30.2% + Fomesafen 7.1% SE II** will provide pre-emergence control or suppression of annual weeds listed in the **WEEDS CONTROLLED** section. If a non-listed weed is emerged at the time of post-emergence application, make application of a labeled post-emergence herbicide to control the emerged weeds. Observe all directions for use, precautions, and restrictions on product labeling.

Unless otherwise directed on this label, using broadcast boom equipment, make application of this product and the labeled tank mixtures in a minimum of 10 gallons of solution per acre.

Avoiding spray drift at the application site is the responsibility of the applicator and the grower. The interaction of many equipment and weather-related factors determines the potential for spray drift. The applicator and grower must consider the interaction of equipment and weather-related factors to ensure that the potential for drift to sensitive non-target plants is minimal.

This pesticide may only be applied when the potential for drift to adjacent sensitive areas (e.g., residential areas, bodies of water, non-target plants) is minimal (i.e., when the wind is blowing away from the sensitive area). Do not apply during periods of gusty winds, when winds are in excess of 15 mph or when other conditions favoring drift exist.

Aerial Application

Aerial Application Equipment - Fixed-Wing and Helicopter

Unless otherwise prohibited, all applications in this label for **Sharda Acetochlor 30.2% + Fomesafen 7.1% SE II**, may be made using aerial application equipment where appropriate, provided that the applicator complies with the precautions and restrictions specified on this label.

Applications of this product may be made using aerial application equipment in the following listed states: Alabama, Arkansas, Georgia, Kansas, Kentucky, Louisiana, Mississippi, Missouri, Nebraska, North Carolina, Oklahoma, South Carolina, Tennessee, Texas, and Virginia.

Make application when the wind velocity favors on-target product deposition (approximately 3 - 10 mph). Do not apply when wind velocity exceeds 15 mph. Avoid application when gusts approach 15 mph. Keep ground driven spray boom as low as possible above the target surface.

Low humidity and high temperatures increase the likelihood of spray drift to sensitive areas. Avoid spraying during conditions of low humidity and/or high temperatures. Do not apply during inversion conditions.

Do not make application of **Sharda Acetochlor 30.2% + Fomesafen 7.1% SE II** using aerial equipment except under conditions specified on this label.

Make application of this product as directed on this label in 5 - 10 gallons of water per acre. When using aerial application equipment,

unless otherwise specified, do not exceed the regional rate provided in the **Regional Use Map** on this label for **Sharda Acetochlor 30.2% + Fomesafen 7.1% SE II**. Consult the individual use area sections for application rates, spray volumes and additional use instructions. Review the entire label for approved tank mix partners. Confirm that the tank mix partner product is approved for aerial application in your State or region. It is the pesticide user's responsibility to ensure that all products are registered for the intended use. Read and follow the applicable restrictions and limitations and directions for use on all product labels involved in tank mixing. Users must follow the most restrictive directions for use and precautionary statements of each product in the tank mixture.

Ensure uniform application. Use appropriate marking devices to avoid streaked, uneven or overlapped application.

SPRAY DRIFT

Aerial Applications:

- Do not release spray at a height greater than 10 ft. above the vegetative canopy, unless a greater application height is necessary for pilot safety.
- For applications prior to the emergence of crops and target weeds, applicators are required to use a coarse or coarser droplet size (ASABE S572).
- For all other applications, applicators are required to use a Medium or coarser droplet size (ASABE S572).
- For aerial applications: Do not apply when wind speeds exceed 15 mph at the application site. If wind speed is greater than 10 mph, the boom length must be 65% or less of the wingspan for fixed wing aircraft and 75% or less of the rotor diameter for helicopters. Otherwise, the boom length must be 75% or less of wingspan for fixed-wing aircraft and 90% or less of the rotor diameter for helicopters. Applicators must use ½ swath displacement upwind at the downwind edge of field.
- Nozzles must be oriented so the spray is directed toward the back of the aircraft.
- Do not apply when wind speeds exceed 15 miles per hour at the application site.
- Do not apply during temperature inversions.

Ground Boom Applications:

- Users must only apply with the nozzle height recommended by the manufacturer, but no more than 3 feet above the ground or crop canopy unless making a turf, pasture, or rangeland application, in which case applicators may apply with a nozzle height no more than 4 feet above the ground.
- For applications prior to the emergence of crops and target weeds, applicators are required to use a coarse or coarser droplet size (ASABE S572).
- For all other applications, applicators are required to use a medium or coarser droplet size (ASABE S572).
- Do not apply when wind speeds exceed 15 miles per hour at the application site.
- Do not apply during temperature inversions.

SPRAY DRIFT ADVISORIES

THE APPLICATOR IS RESPONSIBLE FOR AVOIDING OFF-SITE SPRAY DRIFT. BE AWARE OF NEARBY NON-TARGET SITES AND ENVIRONMENTAL CONDITIONS.

IMPORTANCE OF DROPLET SIZE

An effective way to reduce spray drift is to apply large droplets. Use the largest droplets that provide target pest control. While applying larger droplets will reduce spray drift, the potential for drift will be greater if applications are made improperly or under unfavorable environmental conditions.

Controlling Droplet Size – Ground Boom

- **Volume** - Increasing the spray volume so that larger droplets are produced will reduce spray drift. Use the highest practical spray volume for the application. If a greater spray volume is needed, consider using a nozzle with a higher flow rate.
- **Pressure** - Use the lowest spray pressure recommended for the nozzle to produce the target spray volume and droplet size.
- **Spray Nozzle** - Use a spray nozzle that is designed for the intended application. Consider using nozzles designed to reduce drift.

Controlling Droplet Size – Aircraft

- **Adjust Nozzles** - Follow nozzle manufacturers recommendations for setting up nozzles. Generally, to reduce fine droplets, nozzles should be oriented parallel with the airflow in flight.

BOOM HEIGHT – Ground Boom

Use the lowest boom height that is compatible with the spray nozzles that will provide uniform coverage. For ground equipment, the boom should remain level with the crop and have minimal bounce.

RELEASE HEIGHT – Aircraft

Higher release heights increase the potential for spray drift.

SHIELDED SPRAYERS

Shielding the boom or individual nozzles can reduce spray drift. Consider using shielded sprayers. Verify that the shields are not interfering with the uniform deposition of the spray on the target area.

TEMPERATURE AND HUMIDITY

When making applications in hot and dry conditions, use larger droplets to reduce effects of evaporation.

TEMPERATURE INVERSIONS

Drift potential is high during a temperature inversion. Temperature inversions are characterized by increasing temperature with altitude and are common on nights with limited cloud cover and light to no wind. The presence of an inversion can be indicated by

ground fog or by the movement of smoke from a ground source or an aircraft smoke generator. Smoke that layers and moves laterally in a concentrated cloud (under low wind conditions) indicates an inversion, while smoke that moves upward and rapidly dissipates indicates good vertical air mixing. Avoid applications during temperature inversions.

WIND

Drift potential generally increases with wind speed. AVOID APPLICATIONS DURING GUSTY WIND CONDITIONS. Applicators need to be familiar with local wind patterns and terrain that could affect spray drift.

APPLICATIONS DIRECTIONS

Apply in a minimum of 10 gallons per acre. Nozzle selection must meet manufacturer's volume and pressure recommendations for pre-plant surface or pre-emergence applications when these application types are made. For effective residual control, precipitation or overhead sprinkler irrigation is required following treatment to activate herbicide. The amount of precipitation or irrigation needed depends on existing soil moisture, soil type and percent organic matter content, but ½ inch is normally adequate. Weeds may emerge and other control measures will need to be used if activation of **Sharda Acetochlor 30.2% + Fomesafen 7.1% SE II** does not result by rainfall or irrigation.

For post-emergent treatments of **Sharda Acetochlor 30.2% + Fomesafen 7.1% SE II**, use a minimum of 15 gallons per acre and treat emerged weeds early prior to exceeding 4 inches in height unless otherwise noted in **Emerged Weeds Controlled by Sharda Acetochlor 30.2% + Fomesafen 7.1% SE II** table. Nozzles producing extremely-coarse to ultra-coarse spray droplets may not provide sufficient coverage of emerged weeds and may result in reduced efficacy. To provide adequate coverage, it is recommended that ground speed not exceed 10 mph during application.

Precautions:

- Post-emergence weed control may be reduced if rainfall occurs within one hour after application of **Sharda Acetochlor 30.2% + Fomesafen 7.1% SE II**.
- For effective residual control, precipitation or overhead sprinkler irrigation is needed following application to activate herbicide.
- Avoid treating powdery dry or light sandy soils when conditions are favorable for wind erosion. Under these conditions, the soil surface should first be settled by rainfall or irrigation.
- Avoid overlapping spray swaths, as injury may occur to rotational crops.
- Use of this product not consistent with this label may result in injury to persons, animals or crops, or other unintended consequences.

Cultivation

Effectiveness of this product may be reduced during dry weather. Cultivation may be needed if activation does not occur soon after application. If cultivation will be performed after application, delay cultivation for as long as possible since cultivation disturbs soil and herbicide barrier. Perform a shallow cultivation or rotary hoe immediately if weeds or grasses emerge. If cultivation is necessary because of soil crusting or compaction, set equipment shallow and minimize lateral soil movement to avoid dilution or displacement of the herbicide.

USE RATES FOR SHARDA ACETOCHLOR 30.2% + FOMESAFEN 7.1% SE II

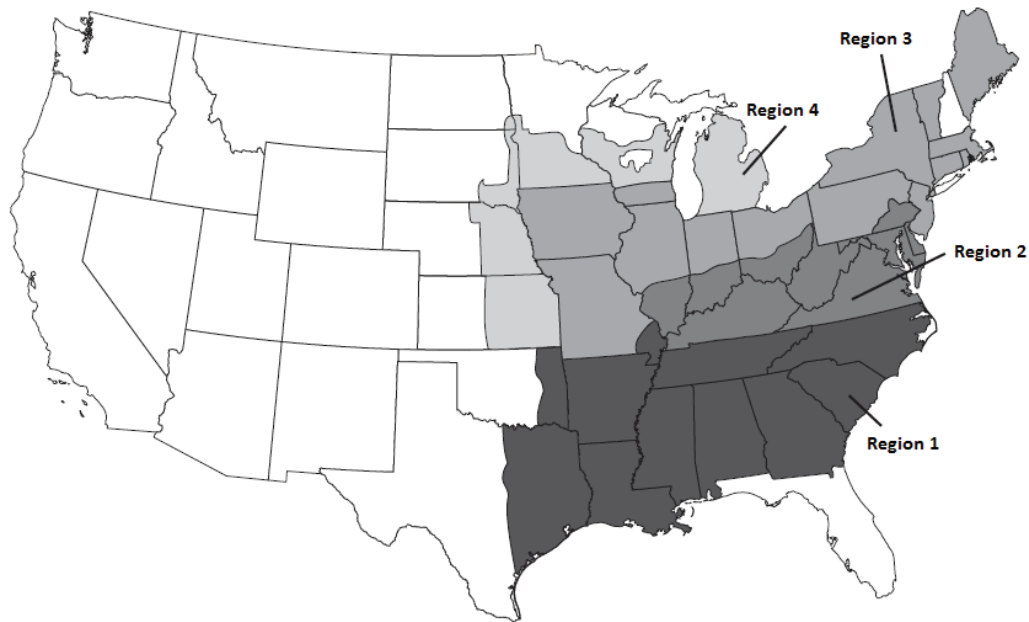
Max Use Rate Restrictions for Acetochlor and Fomesafen

- Do not exceed the maximum combined total rate of 3.0 lbs. per acre of acetochlor if applying additional acetochlor-containing product(s) to the same crop.
- **Region 1:** Do not apply more than 70 fl. oz. of **Sharda Acetochlor 30.2% + Fomesafen 7.1% SE II** (or 0.34 lb. a.i./A of fomesafen) per acre per year (refer to the **Regional Use Map**).
- **Region 2:** Do not apply more than 70 fl. oz. of **Sharda Acetochlor 30.2% + Fomesafen 7.1% SE II** (or 0.34 lb. a.i./A of fomesafen) per acre in ALTERNATE years (refer to the **Regional Use Map**).
- **Region 3:** Do not apply more than 60 fl. oz. of **Sharda Acetochlor 30.2% + Fomesafen 7.1% SE II** (or 0.30 lb. a.i./A of fomesafen) per acre in ALTERNATE years (refer to the **Regional Use Map**).
- **Region 4:** Do not apply more than 48 fl. oz. of **Sharda Acetochlor 30.2% + Fomesafen 7.1% SE II** (or 0.24 lb. a.i./A of fomesafen) per acre in ALTERNATE years (refer to the **Regional Use Map**).

Sharda Acetochlor 30.2% + Fomesafen 7.1% SE II Use Rate Information

- 70 fl. oz. of **Sharda Acetochlor 30.2% + Fomesafen 7.1% SE II** contains 1.54 lbs. acetochlor and 0.34 lb. fomesafen.
- 60 fl. oz. of **Sharda Acetochlor 30.2% + Fomesafen 7.1% SE II** contains 1.32 lbs. acetochlor and 0.30 lb. fomesafen.
- 50 fl. oz. of **Sharda Acetochlor 30.2% + Fomesafen 7.1% SE II** contains 1.10 lbs. acetochlor and 0.25 lb. fomesafen.
- 48 fl. oz. of **Sharda Acetochlor 30.2% + Fomesafen 7.1% SE II** contains 1.06 lbs. acetochlor and 0.24 lb. fomesafen.

Regional Use Map



Region 1 (Maximum Rate 70 fl. oz. per Acre per Year): Includes the following states or portion of states where **Sharda Acetochlor 30.2% + Fomesafen 7.1% SE II** may be applied: Alabama, Arkansas, Georgia, Louisiana, Mississippi, Missouri (counties of Bellinger, Butler, Cape Girardeau, Dunklin, Madison, Mississippi, New Madrid, Pemiscot, Perry, Ripley, Scott, Stoddard and Wayne), North Carolina, Oklahoma (East of U.S. Highway 75 and East of Indian Nation Parkway), South Carolina, Tennessee, and Texas (includes area East of U.S. Highway 77 to State Road 239, including all of Calhoun County).

Region 2 (Maximum Rate 70 fl. oz. per Acre per Year): Includes the following states or portion of states where **Sharda Acetochlor 30.2% + Fomesafen 7.1% SE II** may be applied: Delaware, Kentucky, Maryland, Virginia, West Virginia, South of Interstate 70 in the following states: Illinois, Indiana and Ohio and all areas South of Interstate 80 to the intersection of U.S. Highway 15 and East of U.S. Highway 15 and U.S. Highway 522 in Pennsylvania.

Region 3 (Maximum Rate 60 fl. oz. per Acre per Year): Includes the following states or portion of states where **Sharda Acetochlor 30.2% + Fomesafen 7.1% SE II** may be applied: Connecticut, Iowa, Maine, Massachusetts, Missouri (all counties except for those listed in Region 1), New Jersey, New York (except in Suffolk and Nassau Counties), Pennsylvania (all areas except those listed in Region 2), Rhode Island, Vermont and Wisconsin (South of U.S. Highway 18 between Prairie Du Chien and Madison, and South of Interstate 94 between Madison and Milwaukee), and North of Interstate 70 in following states: Indiana, Illinois, and Ohio.

Region 4 (Maximum Rate 48 fl. oz. per Acre per Year): Includes the following states or portion of states where **Sharda Acetochlor 30.2% + Fomesafen 7.1% SE II** may be applied: Kansas (all counties East of or intersected by U.S. Highway 281), Michigan (Southern Peninsula), Minnesota (all areas South of Interstate 94), Nebraska (all counties East of or intersected by U.S. Highway 281), and Wisconsin (all areas, except those in Region 3, South of Interstate 94 from Minnesota State line to Eau Claire and South of U.S. Highway 29 from Eau Claire to Green Bay plus Barron, Chippewa, Clark, Door, Dunn, Eau Claire, Kewaunee, Marathon, Menominee, Oconto, Polk, Shawano, and St. Croix counties. The following counties are excluded: Adams, Marquette, Portage, Waupaca, Waushara and Wood). North Dakota (all areas East of Interstate 29 from Fargo South to the South Dakota State line). South Dakota (all areas East of Interstate 29 from the North Dakota State line to Watertown, all areas East of Highway 81 from Watertown to Madison and all areas East and South of State Road 34 and U.S. Highway 281 to the Nebraska State line).

WEEDS CONTROLLED

When applied as directed under conditions described, **Sharda Acetochlor 30.2% + Fomesafen 7.1% SE II** and tank mixtures of **Sharda Acetochlor 30.2% + Fomesafen 7.1% SE II** will provide control or suppression of the weeds in the below tables listed below.

Annual Broadleaves - Control	
Carpetweed (<i>Mollugo verticillata</i>)	Nightshade, Hairy (<i>Solanum sarrachoides</i>)
Eclipta (<i>Eclipta prostrata</i>)	Pigweed, Carelessweed (<i>Amaranthus</i> spp.)
Galinsoga (<i>Galinsoga</i> spp.)	Poinsettia, Wild (<i>Euphorbia heterophylla</i>)
Henbit (<i>Lamium amplexicaule</i>)	Purslane (<i>Portulaca oleracea</i>)
Morningglory, Smallflower (<i>Jacquemontia tamnifolia</i>)	Pusley, Florida (<i>Richardia scabra</i>)
Lambsquarters (<i>Chenopodium album</i>)	Ragweed, Common (<i>Ambrosia artemisiifolia</i>)
Nightshade, Black (<i>Solanum nigrum</i>)	Smartweed (<i>Polygonum pensylvanicum</i>)
Nightshade, Eastern Black (<i>Solanum ptycanthum</i>)	Waterhemp, Tall (<i>Amaranthus tuberculatus</i>)
Annual Broadleaves – Suppression*	
Anoda, Spurred (<i>Anoda cristata</i>)	Morningglory spp. (<i>Ipomoea</i> spp.)
Beggarweed, Florida (<i>Desmodium tortuosum</i>)	Ragweed, Giant (<i>Ambrosia trifida</i>)
Cocklebur, Common (<i>Xanthium strumarium</i>)	Sida, Prickly; Teaweed (<i>Sida spinosa</i>)
Croton, Tropic (<i>Croton glandulosus</i>)	Starbur, Bristly (<i>Acanthospermum hispidum</i>)
Groundcherry, Cutleaf (<i>Physalis angulata</i>)	Waterhemp, Common (<i>Amaranthus rudis</i>)

Annual Grasses - Control	
Barnyardgrass (<i>Echinochloa crus-galli</i>)	Goosegrass (<i>Eleusine indica</i>)
Crabgrass (<i>Digitaria ischaemum</i>)	Panicum, Browntop (<i>Panicum fasciculatum</i>)
Crowfootgrass (<i>Dactyloctenium aegyptium</i> (L.) Willd.)	Panicum, Fall (<i>Panicum dichotomiflorum</i>)
Cupgrass, Prairie (<i>Eriochloa contracta</i> Hitchc)	Rice, Red (<i>Oryza sativa</i>)
Cupgrass, Southwestern (<i>Eriochloa acuminata</i>)	Signalgrass, Broadleaf (<i>Brachiaria platyphylla</i>)
Foxtail (Green, Robust Purple, Robust White) (<i>Setaria viridis</i>)	Sprangletop, Red (<i>Leptochloa filiformis</i>)
Foxtail, Giant (<i>Setaria faberi</i>)	Witchgrass (<i>Panicum capillare</i> L.)
Foxtail, Yellow (<i>Setaria lutescens</i>)	
Annual Grasses – Suppression*	
Johnsongrass, Seedling (<i>Sorghum halepense</i>)	Sandbur; Grassbur (<i>Cenchrus incertus</i>)
Foxtail, Millet (<i>Setaria italic</i>)	Shattercane; Wild cane (<i>Sorghum bicolor</i>)
Oat, Wild (<i>Avena fatua</i>)	Wheat, Volunteer (<i>Triticum aestivum</i>)
Panicum, Texas (<i>Panicum texanum</i>)	

*Suppression of weeds is defined as providing significant activity but not always at a level considered acceptable for commercial weed control.

Emerged Weeds Controlled or Suppressed* by Sharda Acetochlor 30.2% + Fomesafen 7.1% SE II

Weed	Sharda Acetochlor 30.2% + Fomesafen 7.1% SE II Rate (fl. oz./A)	
	Maximum Growth Stage Controlled	
	50 fl. oz./A	60 fl. oz./A
	No. of True Leaves	No. of True Leaves
Carpetweed	6" Diameter Size	Multi-leaf 6" Diameter
Citron (Wild Watermelon)	2	2
Copperleaf, Hophornbeam	2	2
Copperleaf, Virginia	2	2
Crotalaria, Showy	4	4
Croton, Tropic	2	2
Cucumber, Volunteer	4	4
Eclipta	2	2
Groundcherry, Cutleaf	4	4
Horsenettle ¹	2 ²	3 ²
Jimsonweed	4	6
Ladysthumb	2	2
Lambsquarters, Common ²	2	2
Mexicanweed	2 ²	2 ²
Morningglory, Cypressvine	4	4
Morningglory, Entireleaf	2	2
Morningglory, Ivyleaf	2	2
Morningglory, Purple Moonflower	2	4
Morningglory, Red (Scarlet)	2	2
Morningglory, Smallflower	2	2
Morningglory, Pitted (Smallwhite)	4	4
Morningglory, Tall (Common)	2	2
Morningglory, Palmleaf (Willowleaf)	2	2
Mustard, Wild	4	6
Nightshade, Black	4	4
Pigweed, Amaranth (Palmer)	4	4
Pigweed, Amaranth (Spiny)	2	2
Pigweed, Red Root	4	6
Pigweed, Smooth	4	4
Purslane, Common	Multi-Leaf 6" Diameter	Multi-Leaf 6" Diameter
Ragweed, Common	4	4
Ragweed, Giant ¹	--	4
Sesbania, Hemp	6	6
Smartweed, Pennsylvania	4	4
Starbur, Bristly	2	2
Venice Mallow	4	4
Witchweed	Multi-Leaf Up to 7"	Multi-Leaf Up to 7"
Waterhemp, Common	2	2
Waterhemp, Tall	2	2
Yellow Rocket	4	6

*Suppression of weeds is defined as providing significant activity but not always at a level considered acceptable for commercial weed control.

¹For effective control of this weed it is necessary to use 1% MSO and 2.5% UAN, urea-ammonium nitrate, v/v as an adjuvant in Regions 2 and 3 (soybeans only).

²Suppression of weeds.

COTTON

Application of **Sharda Acetochlor 30.2% + Fomesafen 7.1% SE II** may be made pre-plant, at-planting, pre-emergence, or post-directed. Application of **Sharda Acetochlor 30.2% + Fomesafen 7.1% SE II** may be made 48 - 70 fl. oz. per acre depending on the soil characteristics, see specific section for details.

Use Restrictions:

- Do not make more than one application of this product per crop per year.
- **Pre-Harvest Interval (PHI):** Do not make application of **Sharda Acetochlor 30.2% + Fomesafen 7.1% SE II** later than 70 days before harvest.
- Do not graze treated area or feed treated cotton forage to livestock following application of this product.
- Do not plant cotton within 21 days of application when **Sharda Acetochlor 30.2% + Fomesafen 7.1% SE II** has been applied in fine- to medium-textured soils.
- Do not use **Sharda Acetochlor 30.2% + Fomesafen 7.1% SE II** post-directed if it was used in pre-plant or pre-emergence applications.
- Do not exceed the maximum combined total rate of 3.0 lbs. per acre of acetochlor if applying additional acetochlor-containing product(s) to the same crop.
- Maximum area rates for **Sharda Acetochlor 30.2% + Fomesafen 7.1% SE II** (consult the **Regional Use Map** for detailed information):
 - **Region 1:** A maximum of 70 fl. oz. of **Sharda Acetochlor 30.2% + Fomesafen 7.1% SE II** (or 0.34 lb. a.i./A of fomesafen) may be applied per acre per year (see **Regional Use Map**).
 - **Region 2:** A maximum of 70 fl. oz. of **Sharda Acetochlor 30.2% + Fomesafen 7.1% SE II** (or 0.34 lb. a.i./A of fomesafen) may be applied per acre in ALTERNATE years (see **Regional Use Map**).
 - **Region 3:** A maximum of 60 fl. oz. of **Sharda Acetochlor 30.2% + Fomesafen 7.1% SE II** (or 0.30 lb. a.i./A of fomesafen) may be applied per acre in ALTERNATE years (see **Regional Use Map**).
 - **Region 4:** A maximum of 48 fl. oz. of **Sharda Acetochlor 30.2% + Fomesafen 7.1% SE II** (or 0.24 lb. a.i./A of fomesafen) may be applied per acre in ALTERNATE years (see **Regional Use Map**).

Sharda Acetochlor 30.2% + Fomesafen 7.1% SE II Use Rate Information

- 70 fl. oz. of **Sharda Acetochlor 30.2% + Fomesafen 7.1% SE II** contains 1.54 lbs. acetochlor and 0.34 lb. fomesafen.
- 60 fl. oz. of **Sharda Acetochlor 30.2% + Fomesafen 7.1% SE II** contains 1.32 lbs. acetochlor and 0.30 lb. fomesafen.
- 48 fl. oz. of **Sharda Acetochlor 30.2% + Fomesafen 7.1% SE II** contains 1.06 lbs. acetochlor and 0.24 lb. fomesafen.

Pre-Plant, At-Planting, and Pre-Emergence Application Information

Ground: Broadcast boom

Aerial: Fixed-wing and helicopter - Allowed in selected states only. Refer to the **Aerial Application Equipment - Fixed-Wing and Helicopter** section for additional information.

Application Methods**Pre-Plant Surface**

Application of **Sharda Acetochlor 30.2% + Fomesafen 7.1% SE II** may be made pre-plant surface to medium- or fine-textured soils (i.e., soil types heavier than coarse-textured soils) up to 21 days before planting cotton. Make application after the last tillage operation is completed. This product will control or suppress weeds listed in the above **WEEDS CONTROLLED** tables.

Make application of **Sharda Acetochlor 30.2% + Fomesafen 7.1% SE II** at 48 fl. oz. per acre for soil with 1.5% or less organic matter or at 48 - 60 fl. oz. per acre for soil with over 1.5% organic matter.

Pre-Plant Surface Precautions:

- To avoid severe crop injury, the following directions must be followed when application is made to medium- or fine-textured soils:
 - After **Sharda Acetochlor 30.2% + Fomesafen 7.1% SE II** application, a minimum of 0.5 inch of rainfall or overhead irrigation must occur prior to planting cotton.
 - Cotton must be planted at least 0.75 inch in depth.
 - Avoid overlapping spray swaths.
- Any soil disturbance may reduce weed control of this product.

The use of an in-furrow or seed treatment, fungicide or insecticide may improve seedling health and establishment during early growth stages.

Pre-Emergence Surface Application

Application of **Sharda Acetochlor 30.2% + Fomesafen 7.1% SE II** may only be applied to cotton as a pre-emergence application grown in coarse-textured soils (sandy loam, loamy sand, sandy clay loam) at 48 - 60 fl. oz. per acre. Make a broadcast application to the soil surface.

Pre-Emergence Surface Application Precautions:

- Cotton plants are tolerant to pre-plant surface or pre-emergence applications of **Sharda Acetochlor 30.2% + Fomesafen 7.1% SE II** when applied at labeled rates and application use directions. Some crinkling or spotting of cotton foliage or stunting may occur, but generally cotton plants recover from these effects and develop normally.
- Application of this product with other soil applied herbicides may increase the potential for crop injury.
- Application of this product followed by conditions that do not favor adequate crop growth or which cause stress (cold, wet soils),

or under waterlogged conditions from excessive irrigation or rainfall, may result in crop injury.

Pre-Emergence Surface Application Restrictions:

- Do not mechanically incorporate.
- Cotton foliage is not tolerant to **Sharda Acetochlor 30.2% + Fomesafen 7.1% SE II**. Do not apply this product to emerged cotton.

Sharda Acetochlor 30.2% + Fomesafen 7.1% SE II Tank Mixes for Pre-Plant Surface or Pre-Emergence Application

It is the pesticide user's responsibility to ensure that all products are registered for the intended use. Read and follow the applicable restrictions and limitations and directions for use on all product labels involved in tank mixing. Users must follow the most restrictive directions for use and precautionary statements of each product in the tank mixture.

Sharda Acetochlor 30.2% + Fomesafen 7.1% SE II may be tank-mixed with products containing the following active ingredient(s) that are registered for use pre-plant or pre-emergence to cotton:

Diuron, fluometuron, flumioxazin, prometryn, and pyriithiobac sodium.

For control of emerged weeds, **Sharda Acetochlor 30.2% + Fomesafen 7.1% SE II** may be tank mixed with a burndown herbicide including dicamba, paraquat or glyphosate products labeled in cotton.

Post-Directed Application (All Soil Types)

Make application of **Sharda Acetochlor 30.2% + Fomesafen 7.1% SE II** in emerged cotton as a post-directed treatment using precision post-directed, hooded or shielded application equipment to provide complete coverage of emerged weeds.

Make application of **Sharda Acetochlor 30.2% + Fomesafen 7.1% SE II** at 48 - 65 fl. oz. per acre in a minimum of 15 gals. spray solution per acre. Post-directed applications of **Sharda Acetochlor 30.2% + Fomesafen 7.1% SE II** will provide control of emerged weeds and residual pre-emergence control of labeled weeds (once activated by rainfall or irrigation). Consult the **WEEDS CONTROLLED** section for a list of weeds controlled, labeled application rates, and weed growth stages.

Application equipment must be calibrated (spray pressure, nozzle type and configuration, and orifice size) to avoid fine spray droplets contacting green cotton stems and foliage.

Post-Directed Application Timing in Cotton

Application of **Sharda Acetochlor 30.2% + Fomesafen 7.1% SE II** may be made to cotton at least 6" in height through lay-by as a post-directed application. All post-directed applications must avoid spray contact with any green non-barked parts of the cotton plant or foliage as unacceptable injury will occur. Follow the application timing directions below for post-directed applications in cotton.

Shield and Hooded Applications

Make a precision post-directed **Sharda Acetochlor 30.2% + Fomesafen 7.1% SE II** application to the base of the cotton plant avoiding contact with the cotton stem or foliage when cotton is at least 6" in height to avoid cotton injury. Use only hooded or shielded spray equipment to apply **Sharda Acetochlor 30.2% + Fomesafen 7.1% SE II** in cotton that is 6 - 12" in height. Adjust nozzles to provide full coverage of emerged target weeds.

Lay-By Applications

Make a post-directed **Sharda Acetochlor 30.2% + Fomesafen 7.1% SE II** application to the base of the cotton plant avoiding contact with any non-barked portion of the cotton plant or foliage. Use precision post-directed equipment or hooded or shielded sprayers on cotton that has developed a minimum of 4" of brown bark through lay-by. Application equipment must be configured to provide full coverage of emerged target weeds.

Tank Mixes for Post-Directed Application

It is the pesticide user's responsibility to ensure that all products are registered for the intended use. Read and follow the applicable restrictions and limitations and directions for use on all product labels involved in tank mixing. Users must follow the most restrictive directions for use and precautionary statements of each product in the tank mixture.

Sharda Acetochlor 30.2% + Fomesafen 7.1% SE II may be tank-mixed with products containing the following active ingredient(s) that are registered for use post-directed to cotton:

carfentrazone-ethyl, diuron, flumioxazin, glufosinate, clethodim, pendimethalin, quizalofop-P-ethyl, prometryn, pyriithiobac sodium, trifloxysulfuron-sodium, MSMA, and glyphosate.

When application is made with hooded sprayers, **Sharda Acetochlor 30.2% + Fomesafen 7.1% SE II** and **Sharda Acetochlor 30.2% + Fomesafen 7.1% SE II** tank mixes may be applied with products such as paraquat-containing herbicides, glyphosate, or glufosinate-containing herbicides, labeled for hooded application in cotton. Consult the tank-mix partner label for use directions, restrictions and limitations.

Precautions for Tank Mixes for Post-Directed Application - Cotton

- Cotton foliage is not tolerant to **Sharda Acetochlor 30.2% + Fomesafen 7.1% SE II**. Apply tank mixes of this product to emerged cotton using hooded sprayers only to avoid crop damage.
- Application of this product with other soil applied herbicides may increase the potential for crop injury.
- Application of this product followed by conditions that do not favor adequate crop growth or which cause stress (cold, wet soils), or under waterlogged conditions from excessive irrigation or rainfall, may result in crop injury.

SOYBEANS

Sharda Acetochlor 30.2% + Fomesafen 7.1% SE II may be applied as a pre-plant, at-planting, pre-emergence, or post-emergence application.

Application of **Acetochlor 30.2% + Fomesafen 7.1% SE II** may be made at 48 - 70 fl. oz. per acre depending on the maximum area rates and soil characteristics, see specific section for details.

Precautions - Soybeans

- Bronzing, crinkling or spotting of soybean leaves may result after post-emergent applications, but typically soybeans recover from these effects and develop normally.

Restrictions - Soybeans

- Do not make more than one application of this product per crop per year.
- Do not exceed the maximum combined total rate of 3.0 lbs. per acre of acetochlor if applying additional acetochlor-containing product(s) to the same crop (consult the **USE RATES FOR SHARDA ACETOCHLOR 30.2% + FOMESAFEN 7.1% SE II** section for acetochlor loading per **Sharda Acetochlor 30.2% + Fomesafen 7.1% SE II** rate).

Pre-Plant, At-Planting, and Pre-Emergence Application Information

Ground: Broadcast boom

Aerial: Fixed-wing and helicopter - Allowed in selected states only. Consult the **Aerial Application Equipment - Fixed-Wing and Helicopter** section for additional information.

When application is made pre-plant, at-planting, or pre-emergence, **Sharda Acetochlor 30.2% + Fomesafen 7.1% SE II** will provide pre-emergence control or suppression of the weeds listed in the **WEEDS CONTROLLED** section of this label.

Application Method**Pre-Plant, At-Planting or Pre-Emergence Surface**

Application of **Sharda Acetochlor 30.2% + Fomesafen 7.1% SE II** may be made pre-plant, at-planting or pre-emergence to soybeans at 48 - 70 fl. oz. per acre. Make a broadcast application to the soil surface according to the rate table listed below.

Restriction:

- Do not mechanically incorporate.

Precautions:

- Application of this product with other post-emergence or soil applied herbicides may increase the potential for crop injury.
- Application of this product followed by conditions that do not favor adequate crop growth or that cause stress (cold, wet soils), or under waterlogged conditions from excessive irrigation or rainfall, may result in crop injury.

Sharda Acetochlor 30.2% + Fomesafen 7.1% SE II Application Rates For Soybeans Grown by Soil Types

Soil Texture	Broadcast Rate Per Acre*	
	Less than 1.5% Organic Matter (Fl. Oz.)	1.5% or More Organic Matter (Fl. Oz.)
Coarse	48	48 - 60
Medium	48 - 55	48 - 65
Fine	48 - 60	48 - 70

*Use the higher listed use rate in the range for areas of heavy weed infestation. Consult the **Regional Use Map** for Maximum Application Rates for Fomesafen.

Sharda Acetochlor 30.2% + Fomesafen 7.1% SE II Tank Mixes for Pre-Plant, At-Planting, or Pre-Emergence Surface Application

It is the pesticide user's responsibility to ensure that all products are registered for the intended use. Read and follow the applicable restrictions and limitations and directions for use on all product labels involved in tank mixing. Users must follow the most restrictive directions for use and precautionary statements of each product in the tank mixture.

Sharda Acetochlor 30.2% + Fomesafen 7.1% SE II may be tank-mixed with products registered for pre-plant or pre-emergence use in soybeans containing the following active ingredients:

Chlorimuron-ethyl, cloransulam-methyl, flumioxazin, glyphosate, imazethapyr, metribuzin, sulfentrazone, paraquat, and pendimethalin.

For control of emerged weeds, **Sharda Acetochlor 30.2% + Fomesafen 7.1% SE II** may be tank mixed with a burndown herbicide such as 2,4-D, dicamba, paraquat or glyphosate labeled in soybeans.

Sharda Acetochlor 30.2% + Fomesafen 7.1% SE II Post-Emergence Application

For optimum weed control, adjust droplet size to ensure thorough spray coverage of weeds.

Make application of **Sharda Acetochlor 30.2% + Fomesafen 7.1% SE II** post-emergence to soybeans at 48 - 70 fl. oz. per acre as directed below. A single application of this product will provide control or suppression of the weeds listed in the **WEEDS CONTROLLED** section of this label.

Application Information

Ground: Broadcast boom

Aerial: Fixed-wing and helicopter - Allowed in selected states only. Refer to the **Aerial Application Equipment - Fixed-Wing and Helicopter** section for additional information.

Application Method

Post-Emergence Surface

The application must be made prior to soybeans reaching growth stage R2. The optimum timing of application is when soybeans are V2-V3. Use rates are specified in the table below. Use the higher listed use rate when heavy weed infestations exist, if soil conditions allow. If weeds are emerged at time of application, a labeled post-emergence herbicide may be applied with **Sharda Acetochlor 30.2% + Fomesafen 7.1% SE II** to control the emerged weeds not listed in the **WEEDS CONTROLLED** section.

Make application of **Sharda Acetochlor 30.2% + Fomesafen 7.1% SE II** broadcast over-the-top, according to the rate table listed below.

Use Restriction:

- DO NOT graze treated area or feed treated forage to livestock following application of this product.

Sharda Acetochlor 30.2% + Fomesafen 7.1% SE II Application Rates For Soybeans Grown in Various Soil Types

Soil Texture	Broadcast Rate Per Acre*	
	Less than 1.5% Organic Matter (Fl. Oz.)	1.5% or More Organic Matter (Fl. Oz.)
Coarse	48	48 - 60
Medium	48 - 55	48 - 65
Fine	48 - 60	48 - 70

*Use the higher listed use rate in the range for areas of heavy weed infestation. Refer to the **Regional Use Map** for Maximum Application Rates for Fomesafen.

Sharda Acetochlor 30.2% + Fomesafen 7.1% SE II Tank-Mixtures for Soybeans Post-Emergence Application

It is the pesticide user's responsibility to ensure that all products are registered for the intended use. Read and follow the applicable restrictions and limitations and directions for use on all product labels involved in tank mixing. Users must follow the most restrictive directions for use and precautionary statements of each product in the tank mixture.

Sharda Acetochlor 30.2% + Fomesafen 7.1% SE II may be tank-mixed with products registered for post-emergence use in soybeans containing the following active ingredients:

Chlorimuron-ethyl, Clethodim, cloransulam, fenoxaprop-P-ethyl, fluzifop-P-butyl, glyphosate, imazethapyr, quizalofop-p-ethyl, sethoxydim, thifensulfuron-methyl, and tribenuron-methyl.

Sharda Acetochlor 30.2% + Fomesafen 7.1% SE II plus Glyphosate-Resistant Soybeans

Sharda Acetochlor 30.2% + Fomesafen 7.1% SE II may be used post-emergence in tank mixture with glyphosate on glyphosate-resistant soybeans when soybeans are completely emerged until the soybeans reach growth stage R2. Consult the glyphosate product labels for specific weeds controlled post-emergence.

Application Information

Ground: Broadcast boom

Aerial: Fixed-wing and helicopter - Allowed in selected states only. Refer to the **Aerial Application Equipment - Fixed-Wing and Helicopter** section for additional information.

Application Method

Post-Emergence Surface

The application must be made before soybeans reach growth stage R2. The optimum timing of application is when soybeans are V2-V3. Use rates are specified in the table below. Use the higher listed use rate when heavy weed infestations exist, if soil conditions allow. If weeds are emerged at application, a labeled post-emergence herbicide may be applied with **Sharda Acetochlor 30.2% + Fomesafen 7.1% SE II** to control the emerged weeds not listed in the **WEEDS CONTROLLED** section. This tank mix must be applied when weeds are 2 - 4" in height and prior to the weed height and/or density becoming competitive with the crop.

For difficult to control weeds, such as fall panicum, barnyardgrass, crabgrass, shattercane, broadleaf signalgrass and Pennsylvania smartweed, use the higher listed use rates of glyphosate when tank-mixed with **Sharda Acetochlor 30.2% + Fomesafen 7.1% SE II**.

AVOID DRIFT. EXTREME CARE MUST BE USED WHEN APPLYING THIS PRODUCT TO PREVENT INJURY TO DESIRABLE PLANTS AND CROPS WHICH DO NOT CONTAIN A GLYPHOSATE RESISTANCE GENE.

Use Restrictions - Soybeans

- This herbicide may be applied only one time per year.
- Pre-harvest Interval (PHI):** Do not make application within 45 days of harvest.
- Do not graze treated area or feed treated forage to livestock following post-emergence application of this product.
- DO NOT make post-emergence surface applications using sprayable fluid fertilizer as the carrier.
- Do not exceed the maximum annual use rate of 3.0 lbs. per acre per season of acetochlor.
- Maximum area rates for **Sharda Acetochlor 30.2% + Fomesafen 7.1% SE II** (consult the **Regional Use Map** for detailed information):
 - Region 1:** A maximum of 70 fl. oz. of **Sharda Acetochlor 30.2% + Fomesafen 7.1% SE II** (or a maximum of 0.34 lb. a.i./A of fomesafen from any product containing fomesafen) may be applied per acre per year (see **Regional Use Map**).
 - Region 2:** A maximum of 70 fl. oz. of **Sharda Acetochlor 30.2% + Fomesafen 7.1% SE II** (or 0.34 lb. a.i./A of fomesafen) may be applied per acre in ALTERNATE years (see **Regional Use Map**).
 - Region 3:** A maximum of 60 fl. oz. of **Sharda Acetochlor 30.2% + Fomesafen 7.1% SE II** (or 0.30 lb. a.i./A of fomesafen) may be applied per acre in ALTERNATE years (see **Regional Use Map**).
 - Region 4:** A maximum of 48 fl. oz. of **Sharda Acetochlor 30.2% + Fomesafen 7.1% SE II** (or 0.24 lb. a.i./A of fomesafen) may be applied per acre in ALTERNATE years (see **Regional Use Map**).

STORAGE AND DISPOSAL

Do not contaminate water, foodstuffs, feed or seed by storage or disposal.

PESTICIDE STORAGE: Store pesticides away from food, pet food, feed, seed, fertilizers, and veterinary supplies. Keep container closed to prevent spills and contamination. If product freezes, return to room temperature and agitate to reconstitute. In case of spill or leak on floor or paved surfaces, soak up with sand, earth or synthetic absorbent. Remove to chemical waste area.

PESTICIDE DISPOSAL: To avoid wastes, use all material in this container, including rinsate, by application in accordance with label directions. If wastes cannot be avoided, offer remaining product to a waste disposal facility or pesticide disposal program. Such programs are often run by State or local governments or by industry. All disposal must be in accordance with applicable Federal, State and local regulations and procedures.

CONTAINER HANDLING [Less Than or Equal to 5 Gallons]: Non-refillable container. Do not reuse or refill this container. Offer for recycling if available. Triple rinse container (or equivalent) promptly after emptying. Triple rinse as follows: Empty the remaining contents into application equipment or mix tank. Drain for 10 seconds after the flow begins to drip. Fill the container ¼ full with water and recap. Shake for 10 seconds. Pour rinsate into application equipment or mix tank or store rinsate for later use and disposal. Drain for 10 seconds after the flow begins to drip. Repeat this procedure two more times. Then offer for recycling if available or puncture and dispose of in a sanitary landfill, or by incineration or by other procedures allowed by State and local authorities.

CONTAINER HANDLING [Greater Than 5 Gallons]: Non-refillable container. Do not reuse or refill this container. Offer for recycling, if available. Triple rinse container (or equivalent) promptly after emptying. Triple rinse as follows: Empty the remaining contents into application equipment or a mix tank. Fill the container ¼ full with water. Replace and tighten closures. Tip container on its side and roll it back and forth, ensuring at least one complete revolution, for 30 seconds. Stand the container on its end and tip it back and forth several times. Turn the container over onto its other end and tip it back and forth several times. Empty the rinsate into application equipment or a mix tank or store rinsate for later use or disposal. Repeat this procedure two more times. Then offer for recycling if available or reconditioning if appropriate or puncture and dispose of in a sanitary landfill, or by incineration or by other procedures allowed by State and local authorities.

CONTAINER HANDLING [For Bulk (greater than 119 gallons) and Mini-Bulk Containers (60 gallons or greater)]: Refillable container. Refill this container with pesticide only. Do not use this container for any other purpose. Cleaning the container before final disposal is the responsibility of the person disposing of the container. Cleaning before refilling is the responsibility of the person refilling. To clean container before final disposal, empty the remaining contents from this container into application equipment or mix tank. Fill the container about 10 percent full with water. Agitate vigorously or recirculate water with the pump for 2 minutes. Pour or pump rinsate into application equipment or rinsate collection system. Repeat this rinsing procedure two more times. Then offer for recycling if available or puncture and dispose of in a sanitary landfill, or by incineration, or by other procedures allowed by State and local authorities.

Non-Refillable Plastic and Metal Containers: e.g., Intermediate Bulk Containers [IBC] (Size or Shape Too Large to be Tipped, Rolled or Turned Upside Down): Non-refillable container. Do not reuse or refill this container. Clean container promptly after emptying the contents from this container into application equipment or mix tank and before final disposal using the following pressure rinsing procedure. Insert a lance fitted with a suitable tank cleaning nozzle into the container and ensure that the water spray thoroughly covers the top, bottom and all sides inside the container. The nozzle manufacturer generally provides instructions for the appropriate spray pressure, spray duration and/or spray volume. If the manufacturer's instructions are not available, pressure rinse the container for at least 60 seconds using a minimum pressure of 30 PSI with a minimum rinse volume of 10% of the container volume. Drain, pour or pump rinsate into application equipment or rinsate collection system. Repeat this pressure rinsing procedure two more times. Then, for Plastic Containers, offer for recycling if available or puncture and dispose of in a sanitary landfill or by incineration, or, if allowed by State and local authorities, by burning. Metal Containers, offer for recycling if available or reconditioning if appropriate, or puncture and dispose of in a sanitary landfill, or by other procedures approved by State and local authorities.

CONTAINER IS NOT SAFE FOR FOOD, FEED, OR DRINKING WATER!

CONDITIONS OF SALE AND LIMITATION OF WARRANTY AND LIABILITY

NOTICE: Read the entire Directions for Use and Conditions of Sale and Limitation of Warranty and Liability before buying or using this product. If the terms are not acceptable, return the product at once, unopened, and the purchase price will be refunded.

The Directions for Use of this product must be followed carefully. It is impossible to eliminate all risks inherently associated with the use of this product. Ineffectiveness or other unintended consequences may result because of such factors as manner of use or application, weather, presence of other materials or other influencing factors in the use of the product, which are beyond the control of Sharda USA LLC or Seller. To the extent consistent with applicable law, all such risks shall be assumed by Buyer and User, and Buyer and User agree to hold Sharda USA LLC and Seller harmless for any claims relating to such factors.

Sharda USA LLC warrants that this product conforms to the chemical description on the label and is reasonably fit for the purposes stated in the Directions for Use, subject to the inherent risks referred to above, when used in accordance with directions under normal use conditions. This warranty does not extend to the use of this product contrary to label instructions, or under conditions not reasonably foreseeable to or beyond the control of Seller or Sharda USA LLC and Buyer and User assume the risk of any such use. To the extent consistent with applicable law, Sharda USA LLC MAKES NO WARRANTIES OF MERCHANTABILITY OR OF FITNESS FOR A PARTICULAR PURPOSE NOR ANY OTHER EXPRESS OR IMPLIED WARRANTY EXCEPT AS STATED ABOVE.

To the extent consistent with applicable law, neither Sharda USA LLC nor Seller shall be liable for any incidental, consequential or special damages resulting from the use or handling of this product. **TO THE EXTENT CONSISTENT WITH APPLICABLE LAW, THE EXCLUSIVE REMEDY OF THE USER OR BUYER, AND THE EXCLUSIVE LIABILITY OF SHARDA USA LLC AND SELLER FOR ANY AND ALL CLAIMS, LOSSES, INJURIES OR DAMAGES (INCLUDING CLAIMS BASED ON BREACH OF WARRANTY, CONTRACT, NEGLIGENCE, TORT, STRICT LIABILITY OR OTHERWISE) RESULTING FROM THE USE OR HANDLING OF THIS PRODUCT, SHALL BE THE RETURN OF THE PURCHASE PRICE OF THE PRODUCT OR, AT THE ELECTION OF SHARDA USA LLC OR SELLER, THE REPLACEMENT OF THE PRODUCT.**

Sharda USA LLC and Seller offer this product, and Buyer and User accept it, subject to the foregoing Conditions of Sale and Limitation of Warranty and Liability, which may not be modified except by written agreement signed by a duly authorized representative of Sharda USA LLC.

All trademarks are the property of their respective owners.