



UNITED STATES ENVIRONMENTAL PROTECTION AGENCY
WASHINGTON, DC 20460

OFFICE OF CHEMICAL SAFETY
AND POLLUTION PREVENTION

January 18, 2023

Annette Marine
Agent for Sharda USA LLC
Sharda USA LLC
c/o Wagner Regulatory Associates, Inc.
P.O. Box 640
Hockessin, DE 19707

Subject: Registration Review Label Amendments Incorporating Mitigation Measures from the Interim Decisions for Metolachlor and Fomesafen and the National Marine Fisheries Services' (NMFS) Biological Opinion on the Effects of Metolachlor on Pacific Salmonids

Product Name: Sharda Metolachlor 48.28% + Fomesafen 10% EC

EPA Registration Number: 83529-76

Application Date: 5/14/2021, 8/27/2021, and 3/21/2022

Decision Number: 582671, 575721, 589413

Dear Annette Marine:

The Agency, in accordance with the Federal Insecticide, Fungicide and Rodenticide Act (FIFRA), as amended, has completed reviewing all the information submitted with your application to support the Registration Review of the above referenced product in connection with the Metolachlor and Fomesafen Interim Decisions. The Agency has concluded that your submission is acceptable. The label referred to above, submitted in connection with registration under FIFRA, as amended, is acceptable.

This letter also addresses the label mitigation resulting from the NMFS' Biological Opinion on the effects of Metolachlor on Pacific salmonids. The Agency has concluded that your submission is also acceptable. The label referred to above, submitted in connection with registration under FIFRA, as amended, is acceptable.

Should you wish to add/retain a reference to the company's website on your label, then please be aware that the website becomes labeling under the Federal Insecticide Fungicide and Rodenticide Act and is subject to review by the Agency. If the website is false or misleading, the product would be misbranded and unlawful to sell or distribute under FIFRA section 12(a)(1)(E). 40 CFR 156.10(a)(5) list examples of statements EPA may consider false or misleading. In addition, regardless of whether a website is referenced on your product's label, claims made on the website may not substantially differ from those claims approved through the registration process. Therefore, should the Agency find or if it is brought to our attention that a website contains false

or misleading statements or claims substantially differing from the EPA approved registration, the website will be referred to the EPA's Office of Enforcement and Compliance.

A stamped copy of your labeling is enclosed for your records. This labeling supersedes all previously accepted labeling. You must submit one copy of the final printed labeling before you release the product for shipment with the new labeling. In accordance with 40 CFR 152.130(c), you may distribute or sell this product under the previously approved labeling for 12 months from the date of this letter. After 12 months, you may only distribute or sell this product if it bears this new revised labeling or subsequently approved labeling. "To distribute or sell" is defined under FIFRA section 2(gg) and its implementing regulation at 40 CFR 152.3.

If you have any questions about this letter, please contact Lauren Weissenborn at weissenborn.lauren@epa.gov.

Sincerely,



Linda Arrington, Branch Chief
Risk Management and Implementation Branch 4
Pesticide Re-Evaluation Division
Office of Pesticide Programs

Enclosure

[MASTER LABEL]

METOLACHLOR	GROUP	15	HERBICIDES
FOMESAFEN	GROUP	14	HERBICIDES

Sharda Metolachlor 48.28% + Fomesafen 10% EC

For control or suppression of certain grass, broadleaf and sedge weeds in cotton and soybeans

ACTIVE INGREDIENTS:	WT. BY %
Metolachlor	48.28%
Sodium Salt of Fomesafen	10.00%
OTHER INGREDIENTS:	<u>41.72%</u>
TOTAL:	100.00%

Contains 4.5 lbs. of Metolachlor and 0.95 lb. of sodium salt of fomesafen active ingredient per gallon.

KEEP OUT OF REACH OF CHILDREN DANGER/PELIGRO

Si usted no entiende la etiqueta, busque a alguien para que se la explique a usted en detalle.
(If you do not understand the label, find someone to explain it to you in detail.)

FIRST AID	
IF IN EYES:	<ul style="list-style-type: none"> • Hold eyes open and rinse slowly and gently with water for 15-20 minutes. • Remove contact lenses, if present, after first 5 minutes, then continue rinsing eyes. • Call a poison control center or doctor for treatment advice.
IF SWALLOWED:	<ul style="list-style-type: none"> • Do not induce vomiting unless told to do so by a poison control center or doctor. • Have person sip a glass of water if able to swallow. • Do not give anything by mouth to an unconscious person. • Call a poison control center or doctor for further treatment advice.
IF ON SKIN OR CLOTHING:	<ul style="list-style-type: none"> • Take off contaminated clothing. • Rinse skin immediately with plenty of water for 15-20 minutes. • Call a poison control center or doctor for treatment advice.
IF INHALED:	<ul style="list-style-type: none"> • Move person to fresh air. • If person is not breathing, call 911 or an ambulance, then give artificial respiration, preferably mouth-to-mouth, if possible. • Call a poison control center or doctor for further treatment advice.
HOTLINE NUMBER	
Have the product container or label with you when calling a poison control center or doctor or going for treatment. For emergency information concerning this product, call your poison control center at 1-800-222-1222 .	
NOTE TO PHYSICIAN	
Probable mucosal damage may contraindicate the use of gastric lavage.	

[Optional referral statements when booklets and container labels are used:

See Panel for First Aid Instructions and booklet for complete Precautionary Statements and Directions For Use.

See label booklet for complete Precautionary Statements, Directions For Use, and Storage and Disposal.

See label booklet for additional Precautionary Statements, Directions For Use, and Storage and Disposal.

See label booklet for complete Directions For Use.]

It is illegal to sell, use or distribute this product within, or into, Nassau County or Suffolk County, New York.

EPA Reg. No. 83529-76

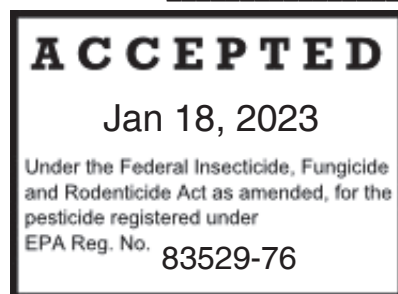
EPA Est. No. _____

Manufactured for:

Sharda USA LLC 

7217 Lancaster Pike, Suite A
Hockessin, Delaware 19707

Net Contents: _____ [Gallons/Liters]



PRECAUTIONARY STATEMENTS HAZARDS TO HUMANS AND DOMESTIC ANIMALS

DANGER

Corrosive. Causes irreversible eye damage. Do not get in eyes or on clothing. Harmful if swallowed. Avoid contact with skin. This product may cause skin sensitization reactions in some people.

PERSONAL PROTECTIVE EQUIPMENT (PPE)

Applicators and other handlers must wear:

- Coveralls worn over short-sleeved shirt and short pants
- Chemical-resistant gloves made out of barrier laminate or butyl rubber
- Chemical-resistant footwear plus socks
- Protective eyewear (goggles or faceshield)
- Chemical-resistant apron when cleaning equipment, mixing, or loading

Discard clothing and other absorbent materials that have been drenched or heavily contaminated with this product's concentrate. Do not reuse them. Follow manufacturer's instructions for cleaning/maintaining PPE. If no such instructions for washables exist, use detergent and hot water. Keep and wash PPE separately from other laundry.

Mixers and loaders supporting aerial applications are required to use closed systems. The closed system must be used in a manner that meets the requirements listed in the Worker Protection Standard (WPS) for agricultural pesticides [40 CFR 170.240(d)(4)]. When using the closed system, the mixers' and loaders' PPE requirements may be reduced or modified as specified in the WPS.

ENGINEERING CONTROLS

When handlers use closed systems, enclosed cabs, or aircraft in a manner that meets the requirements listed in the Worker Protection Standard (WPS) for agricultural pesticides [40 CFR 170.240 (d)(4-6)], the handler PPE requirements may be reduced or modified as specified in the WPS.

USER SAFETY RECOMMENDATIONS

Users should:

- Wash hands thoroughly with soap and water before eating, drinking, chewing gum, using tobacco, or using the toilet.
- Remove clothing/PPE immediately if pesticide gets inside. Then wash thoroughly and put on clean clothing.
- Remove PPE immediately after handling this product. Wash the outside of gloves before removing. As soon as possible, wash thoroughly and change into clean clothing.

ENVIRONMENTAL HAZARDS

Do not apply directly to water, or to areas where surface water is present, or to intertidal areas below the mean high-water mark. Do not contaminate water when disposing of equipment washwater or rinsate. Do not apply when weather conditions favor drift from target area. Drift and runoff may be hazardous to aquatic organisms in water adjacent to treated areas.

Ground Water Advisory

Metolachlor and Fomesafen (the active ingredients in this product) are known to leach through soil into ground water under certain conditions as a result of label use. This chemical may leach into groundwater if used in areas where soils are permeable, particularly where the water table is shallow.

Surface Water Advisory

This product may impact surface water quality due to runoff of rainwater. This is especially true for poorly draining soils and soils with shallow ground water. This product is classified as having high potential for reaching surface water via runoff for several weeks or months after application. A level, well-maintained vegetative buffer strip between areas to which this product is applied and surface water features such as ponds, streams, and springs will reduce the potential loading of metolachlor/S-metolachlor and fomesafen from runoff water and sediment. Runoff of this product will be reduced by avoiding applications when rainfall or irrigation is expected to occur within 48 hours.

Non-Target Organism Advisory

This product is toxic to plants and may adversely impact the forage and habitat of non-target organisms, including pollinators, in areas adjacent to the treated site. Protect the forage and habitat of non-target organisms by following label directions intended to minimize spray drift.

Reporting Ecological Incidents

To report ecological incidents, including mortality, injury, or harm to plants and animals, contact Sharda USA, LLC at 302-635-7632.

DIRECTIONS FOR USE

It is a violation of Federal law to use this product in a manner inconsistent with its labeling.

Endangered Species Protection Requirements

It is a Federal offense to use any pesticide in a manner that results in an unauthorized "take" (e.g., kill or otherwise harm) of an endangered species and certain threatened species, under the Endangered Species Act section 9. When using this product, you must follow the measures contained in the Endangered Species Protection Bulletin for the area in which you are applying the product. You must obtain a Bulletin no earlier than 6 months before using this product. To obtain Bulletins, consult <http://www.epa.gov/espp/>, call 1-844-447-3813, or email ESPP@epa.gov. You must use the Bulletin valid for the month in which you will apply the product.

Do not apply this product in a way that will contact workers or other persons, either directly or through drift. Only protected handlers may be in the area during application. For any requirements specific to your State or Tribe, consult the agency responsible for pesticide regulation.

IMPORTANT: FAILURE TO FOLLOW THE DIRECTIONS FOR USE, PRECAUTIONS AND RESTRICTIONS ON THIS LABEL MAY RESULT IN POOR WEED CONTROL, CROP INJURY, OR ILLEGAL CROP RESIDUES.

NOT FOR SALE, USE, OR DISTRIBUTION IN NEW YORK'S NASSAU OR SUFFOLK COUNTIES.

AGRICULTURAL USE REQUIREMENTS

Use this product only in accordance with its labeling and with the Worker Protection Standard, 40 CFR Part 170. This Standard contains requirements for the protection of agricultural workers on farms, forests, nurseries, and greenhouses, and handlers of agricultural pesticides. It contains requirements for training, decontamination, notification, and emergency assistance. It also contains specific instructions and exceptions pertaining to the statements on this label about personal protective equipment (PPE), notification to workers, and restricted-entry interval. The requirements in this box only apply to uses of this product that are covered by the Worker Protection Standard.

Do not enter or allow worker entry into treated areas during the restricted-entry interval (REI) of 24 hours.

Exception: If the product is soil-injected or soil-incorporated, the Worker Protection Standard, under certain circumstances, allows workers to enter the treated area if there will be no contact with anything that has been treated.

PPE required for early entry to treated areas that is permitted under the Worker Protection Standard and that involves contact with anything that has been treated, such as plants, soil, or water is:

- Coveralls
- Chemical-resistant gloves such as barrier laminate, butyl rubber, nitrile rubber, neoprene rubber, polyethylene and PVC or Viton
- Chemical-resistant footwear plus socks
- Protective eyewear

PRODUCT INFORMATION

Sharda Metolachlor 48.28% + Fomesafen 10% EC is registered only for use on cotton and soybeans. **Sharda Metolachlor 48.28% + Fomesafen 10% EC** is an herbicide for selective weed control or suppression of certain grass, broadleaf and sedge weeds in cotton and soybeans. The product may be applied as a pre-plant surface, pre-plant incorporated, pre-emergence or post-emergence treatment. Refer to the directions for use for specific information on timing of application. **Sharda Metolachlor 48.28% + Fomesafen 10% EC** is a mixture of the active ingredients metolachlor and fomesafen. Metolachlor is a biosynthesis inhibitor (Group 15 mode of action) that prevents cell division in weeds that are emerging. Fomesafen is a protoporphyrinogen oxidase inhibitor (Group 14 mode of action) that leads to cellular membrane disruption and eventually plant death.

Sharda Metolachlor 48.28% + Fomesafen 10% EC requires activation by soil moisture following application. In areas where rainfall is low, a pre-emergence treatment to dry soil should be followed with light irrigation of 0.25 to 0.5 inch of water. Weed control and crop tolerance may vary with the amount of rainfall and/or soil texture as is typical with many surface-applied herbicides. If rainfall or irrigation does not occur within 7 to 10 days, cultivate uniformly with shallow tilling equipment that will not damage the crop.

Use Precautions

- Avoid treating powdery dry or light sand soils when conditions are favorable for wind erosion. Under these conditions, the soil surface should first be settled by rainfall or irrigation.

Use Restrictions

- Do not make application of **Sharda Metolachlor 48.28% + Fomesafen 10% EC** through any type of irrigation system.
- Do not graze livestock in areas treated with **Sharda Metolachlor 48.28% + Fomesafen 10% EC** or harvest treated areas for forage or hay.
- Do not make application to impervious substrates, such as paved or highly compacted surfaces.
- Do not use tailwater from the first flood or furrow irrigation of treated fields to treat non-target crops, unless at least ½ inch of rainfall has occurred between application and the first irrigation.
- Do not mix or load within 50 ft. of perennial or intermittent streams and rivers, natural or impounded lakes and reservoirs, or sink holes.

Application Rates

Use a lower use rate on soils that are relatively coarse-textured and/or low in organic matter when a rate range is provided within a soil texture or organic matter classification. Use a higher use rate on soils that are relatively fine-textured and/or high in organic matter. Refer to the crop use directions for specific rates.

Crop Rotation

Refer to the **CROP ROTATION INTERVALS** section of this label for specific instructions on crop rotation. Crop injury may occur if crop rotation guidelines are not followed.

Replanting

If replanting becomes necessary in fields that have been previously treated with **Sharda Metolachlor 48.28% + Fomesafen 10% EC**, the field may be replanted to soybeans. During planting, a minimum of tillage is recommended. Do not make a second application of

Sharda Metolachlor 48.28% + Fomesafen 10% EC or any product that contains s-metolachlor, fomesafen, or metolachlor as crop injury or illegal crop residues may result in harvested soybeans.

WEED RESISTANCE MANAGEMENT

Metolachlor is chemical classified as a Group 15 mode of action. Fomesafen is a chemical classified as a Group 14 mode of action. When herbicides that affect the same biological site of action are used repeatedly over several years to control the same weed species in the same field, naturally-occurring resistant biotypes may survive a correctly applied herbicide treatment, propagate, and become dominant in that field. Adequate control of these resistant weed biotypes cannot be expected.

Fields should be scouted prior to application to identify the weed species present and their growth stage to determine if the intended application will be effective. Fields should be scouted after application to verify that the treatment was effective.

Suspected herbicide-resistant weeds may be identified by these indicators:

1. Failure to control a weed species normally controlled by the herbicide at the dose applied, especially if control is achieved on adjacent weeds;
2. A spreading patch of non-controlled plants of a particular weed species; and
3. Surviving plants mixed with controlled individuals of the same species.

Report any incidence of non-performance of this product against a particular weed species to your registrant or retailer. If resistance is suspected, treat weed escapes with an herbicide having a different mechanism of action and/or use non-chemical means to remove escapes, as practical, with the goal of preventing further seed production.

Contact your local sales representative, crop advisor, or extension agent to find out if suspected resistant weeds to these MOAs have been found in your region. Do not assume that each listed weed is being controlled by multiple mechanisms of action. Co-formulated active ingredients are intended to broaden the spectrum of weeds that are controlled. Some weeds may be controlled by only one of the active ingredients in this product.

Follow best management practices for weed resistance control including:

- Plant into weed-free fields and keep fields as weed-free as possible.
- Use a diversified approach toward weed management. Whenever possible, incorporate multiple weed-control practices such as mechanical cultivation, biological management practices, and crop rotation.
- Fields with difficult to control weeds should be rotated to crops that allow the use of herbicides with alternative mechanisms of action or different management practices.
- Do not allow weed escapes to produce seeds, roots, or tubers. Manage weed seeds at harvest and post-harvest to prevent a buildup of the weed seed-bank.
- Prevent field-to-field and within-field movement of weed seed or vegetative propagules. Thoroughly clean plant residues from equipment before leaving fields.
- Prevent an influx of weeds into the field by managing field borders.
- Identify weeds present in the field through scouting and field history and understand their biology. The weed-control program should consider all of the weeds present.
- Difficult to control weeds may require sequential applications of herbicides with differing mechanisms of action.
- Apply this herbicide at the correct timing and rate needed to control the most difficult weed in the field.
- Use a broad-spectrum soil-applied herbicide with a mechanism of action that differs from this product as a foundation in a weed-control program. Do not use more than two applications of this or any other herbicide with the same mechanism of action within a single growing season unless mixed with an herbicide with another mechanism of action with an overlapping spectrum for the difficult-to-control weeds.
- If resistance is suspected, treat weed escapes with an herbicide with a different MOA or use non-chemical methods to remove escapes.

INTEGRATED PEST MANAGEMENT

Sharda Metolachlor 48.28% + Fomesafen 10% EC may be used as part of an Integrated Pest Management (IPM) program that can include biological, cultural, and genetic practices aimed at preventing economic pest damage. Application of this product should be based on IPM principles and practices including field scouting or other detection methods, correct target pest identification, population monitoring, and treating when target pest populations reach locally determined action thresholds. Consult your State Cooperative Extension Service, Professional consultants, or other qualified authorities to determine appropriate action treatment threshold levels for treating specific pest/crop systems in your area.

MANDATORY SPRAY DRIFT MANAGEMENT

Aerial Applications:

- Do not release spray at a height greater than 10 ft above the ground or vegetative canopy, unless a greater application height is necessary for pilot safety.
- Applicators are required to select the nozzle and pressure that deliver medium or coarser droplets (ASABE S641).
- If the wind speed is 10 miles per hour or less, applicators must use ½ swath displacement upwind at the downwind edge of the field. When the wind speed is between 11-15 miles per hour, applicators must use ¾ swath displacement upwind at the downwind edge of the field.
- Do not apply when wind speeds exceed 15 mph at the application site. If the wind speed is greater than 10 mph, the boom length must be 65% or less of the wingspan for fixed wing aircraft and 75% or less of the rotor diameter for helicopters. Otherwise, the boom length must be 75% or less of the wingspan for fixed-wing aircraft and 90% or less of the rotor diameter for helicopters.
- Do not apply during temperature inversions.

Ground Boom Applications:

- User must only apply with the release height recommended by the manufacturer, but no more than 4 feet above the ground or crop canopy.

- Applicators are required to select the nozzles and pressure that deliver medium or coarser droplets (ASABE S572).
- Do not apply when wind speeds exceed 15 miles per hour at the application site.
- Do not apply during temperature inversions.

Boomless Ground Applications:

- Applicators are required to select the nozzle and pressure that deliver medium or coarser droplet size (ASABE S572.3) for all applications.
- Do not apply when wind speeds exceed 15 miles per hour at the application site.
- Do not apply during temperature inversions.

SPRAY DRIFT ADVISORIES

THE APPLICATOR IS RESPONSIBLE FOR AVOIDING OFF-SITE SPRAY DRIFT. BE AWARE OF NEARBY NON-TARGET SITES AND ENVIRONMENTAL CONDITIONS.

IMPORTANCE OF DROPLET SIZE

An effective way to reduce spray drift is to apply large droplets. Use the largest droplets that provide target pest control. While applying larger droplets will reduce spray drift, the potential for drift will be greater if applications are made improperly or under unfavorable environmental conditions.

Controlling Droplet Size – Ground Boom

- **Volume** - Increasing the spray volume so that larger droplets are produced will reduce spray drift. Use the highest practical spray volume for the application. If a greater spray volume is needed, consider using a nozzle with a higher flow rate.
- **Pressure** - Use the lowest spray pressure recommended for the nozzle to produce the target spray volume and droplet size.
- **Spray Nozzle** - Use a spray nozzle that is designed for the intended application. Consider using nozzles designed to reduce drift.

Controlling Droplet Size – Aircraft

- **Adjust Nozzles** - Follow nozzle manufacturers' recommendations for setting up nozzles. Generally, to reduce fine droplets, nozzles should be oriented parallel with the airflow in flight.

BOOM HEIGHT – Ground Boom

For ground equipment, the boom should remain level with the crop and have minimal bounce.

RELEASE HEIGHT – Aircraft

Higher release heights increase the potential for spray drift.

SHIELDED SPRAYERS

Shielding the boom or individual nozzles can reduce spray drift. Consider using shielded sprayers. Verify that the shields are not interfering with the uniform deposition of the spray on the target area.

TEMPERATURE AND HUMIDITY

When making applications in hot and dry conditions, use larger droplets to reduce effects of evaporation.

TEMPERATURE INVERSIONS

Drift potential is high during a temperature inversion. Temperature inversions are characterized by increasing temperature with altitude and are common on nights with limited cloud cover and light to no wind. The presence of an inversion can be indicated by ground fog or by the movement of smoke from a ground source or an aircraft smoke generator. Smoke that layers and moves laterally in a concentrated cloud (under low wind conditions) indicates an inversion, while smoke that moves upward and rapidly dissipates indicates good vertical air mixing. Avoid applications during temperature inversions.

WIND

Drift potential generally increases with wind speed. AVOID APPLICATIONS DURING GUSTY WIND CONDITIONS. Applicators need to be familiar with local wind patterns and terrain that could affect spray drift.

Boomless Ground Applications:

Setting nozzles at the lowest effective height will help to reduce the potential for spray drift.

Handheld Technology Applications:

Take precautions to minimize spray drift.

APPLICATION INSTRUCTIONS

Application of **Sharda Metolachlor 48.28% + Fomesafen 10% EC** may be made by ground and aerial equipment. Use a minimum of 10 gallons spray volume per acre for ground application and 5 gallons spray volume per acre for aerial application. Only prepare enough spray mixture that is needed for the immediate operation. Thoroughly clean spray equipment prior to spray tank preparation with **Sharda Metolachlor 48.28% + Fomesafen 10% EC**. Maximum agitation is required to obtain a uniform mixture. Maintain maximum agitation throughout the entire spraying operation. Do not allow spray mixture to stand overnight in the spray tank. Flush the spray equipment thoroughly following each use and apply the rinsate to an area that has been previously treated.

Ground Application

Apply **Sharda Metolachlor 48.28% + Fomesafen 10% EC** alone or in tank mixture using ground spray equipment in a minimum of 10 gallons spray volume per acre, unless otherwise directed. Sprayers should be calibrated before spray and often throughout application.

Use equipment that provides accurate and uniform application. If an application of **Sharda Metolachlor 48.28% + Fomesafen 10% EC** is made in combination with a wettable powder (WP) or dry flowable (DF) formulation, use screens and strainers with a minimum 50-mesh size.

If application of **Sharda Metolachlor 48.28% + Fomesafen 10% EC** is made in a band, use the formula below to calculate the amount of herbicide needed for band treatment:

$$\frac{\text{Band Width in Inches}}{\text{Row Width in Inches}} \times \text{Broadcast Rate per Acre} = \text{Amount Needed per Acre of Field}$$

Aerial Application: Make application of **Sharda Metolachlor 48.28% + Fomesafen 10% EC** in water using a minimum of 5 gallons spray volume per acre. Avoid making application under conditions where uniform coverage cannot be obtained or where excessive spray drift may occur. Apply at a maximum height of 10 feet above the soybeans with low drift nozzles at a maximum pressure of 40 PSI. Avoid application to humans or animals. Flagmen and loaders should avoid inhalation of spray mist and prolonged contact with skin.

TANK MIXING INSTRUCTIONS AND SPRAYER CLEAN-UP

Use care when mixing or loading **Sharda Metolachlor 48.28% + Fomesafen 10% EC** to prevent back-siphoning into wells, spills, or improper disposal of excess pesticide, spray mixtures, or rinsates. Check-valves or anti-siphoning devices must be used on all mixing and/or irrigation equipment.

Sharda Metolachlor 48.28% + Fomesafen 10% EC may not be mixed or loaded within 50 ft. of perennial or intermittent streams and rivers, natural or impounded lakes and reservoirs. **Sharda Metolachlor 48.28% + Fomesafen 10% EC** may not be mixed/loaded or used within 50 ft. of all wells, including abandoned wells, drainage wells, and sink holes. Operations that involve mixing, loading, rinsing, or washing of **Sharda Metolachlor 48.28% + Fomesafen 10% EC** into or from pesticide handling or application equipment or containers within 50 ft. of any well are prohibited, unless conducted on an impervious pad constructed to withstand the weight of the heaviest load that may be positioned on or moved across the pad. Such a pad shall be designed and maintained to contain any product spills or equipment leaks, container or equipment rinse or wash water, and rainwater that may fall on the pad. Surface water shall not be allowed to either flow over or from the pad, which means the pad must be self-contained. The pad shall be sloped to facilitate material removal. An unroofed pad shall be of sufficient capacity to contain at a minimum 110% of the capacity of the largest pesticide container or application equipment on the pad. A pad that is covered by a roof of sufficient size to completely exclude precipitation from contact with the pad shall have a minimum containment capacity of 100% of the capacity of the largest pesticide container or application equipment on the pad. Containment capacities as described above shall be maintained at all times. The above-specified minimum containment capacities do not apply to vehicles when delivering pesticide shipments to the mixing/loading site.

Sharda Metolachlor 48.28% + Fomesafen 10% EC in Water or Liquid Fertilizers

When using **Sharda Metolachlor 48.28% + Fomesafen 10% EC** alone, add 1/3 of the specified amount of water or fluid fertilizer to the tank and then, while the agitator is running, and then add **Sharda Metolachlor 48.28% + Fomesafen 10% EC** to the tank. Continue agitation while adding the remainder of the water or fluid fertilizer. Application should begin after **Sharda Metolachlor 48.28% + Fomesafen 10% EC** has completely dispersed in the water or fluid fertilizer. Continue agitation in the tank until all of the mixture has been applied.

When using **Sharda Metolachlor 48.28% + Fomesafen 10% EC** in tank mixture combinations, add 1/3 of the specified amount of water or fluid fertilizer to the mix tank. Before adding any tank mix partners, begin running the agitator. Typically, tank mix partners should be added in the following order: products packaged in water-soluble packaging, wettable powders, wettable granules (dry flowables), liquid flowables, liquids such as **Sharda Metolachlor 48.28% + Fomesafen 10% EC**, and emulsifiable concentrates. Always allow each tank mix partner to become fully dispersed before adding the next product. Provide sufficient agitation while adding the remainder of the water. Continue agitation until all of the mixture has been applied.

Important: When using **Sharda Metolachlor 48.28% + Fomesafen 10% EC** in tank mixture combinations, all products in water-soluble packaging should be added to the tank and mixed with water before any other tank mix partner, including **Sharda Metolachlor 48.28% + Fomesafen 10% EC**. Allow the water-soluble packaging to completely dissolve and the product(s) to completely disperse prior to adding any other tank mix partner product to the tank. Water-soluble packets do not properly dissolve in most solutions that contain fluid fertilizers.

When using **Sharda Metolachlor 48.28% + Fomesafen 10% EC** in a tank mixture, observe all directions for use, crop/sites, use rates, dilution ratios, precautions, and limitations that appear on the tank mix product label. It is the pesticide user's responsibility to ensure that all products are registered for the intended use. Read and follow the applicable restrictions and limitations and directions for use on all product labels involved in tank mixing. Users must follow the most restrictive directions for use and precautionary statements of each product in the tank mixture.

Do not exceed labeled use rates.

Sharda Metolachlor 48.28% + Fomesafen 10% EC is compatible with most commonly used tank mixtures. However, always conduct a compatibility test using the jar test method with any proposed tank mixture to ensure compatibility before use following the procedure below.

Compatibility Testing

The test below is for a spray volume of 25 gallons per acre. For other spray volumes, adjust accordingly.

Note: Water may be replaced all or in part by nitrogen solutions or complete fluid fertilizers for pre-plant surface, pre-plant incorporated, or pre-emergence applications only. **Always check compatibility before use** because liquid fertilizers vary, and results may vary. Incompatibility of tank mixtures is more common when using suspensions of fertilizer and pesticides.

Test Procedure

1. Add 1.0 pint of selected carrier (fertilizer or water) to two, one-quart jars with tight lids. It is important to use the same source of water at the same temperature that the actual application will be made with as the source of water can impact compatibility.
2. Add ¼ teaspoon of a compatibility agent approved for this use to one of the jar (such as Compex® or Unite®). ¼ teaspoon is equivalent to 2.0 pints per 100 gallons spray. Place lid on jar and mix gently by shaking.
3. Add the pesticide(s) in their relative proportions based on recommended label rates to both jars. If using more than one pesticide, add separately with dry pesticides first, flowables next, and emulsifiable concentrates last. Shake or stir gently to thoroughly mix after each addition.
4. Following the addition of all ingredients, place lids on and tighten, and invert each jar ten times to mix. Let mixtures stand for 15 to 30 minutes and then inspect for separation, large flakes, precipitates, gels, heavy oily film on the jar, or other signs of incompatibility. Determine if a compatibility agent is needed by comparing the two jars. If either mixture separates, but can be remixed readily, the mixture can be sprayed as long as good agitation is maintained. If the mixtures are incompatible, test the following methods for improving compatibility: Slurry the dry pesticide(s) in water before addition, or add ½ the compatibility agent to the fertilizer or water and the other 1/2 to the emulsifiable concentrate or flowable pesticide before addition to the mixture. If incompatibility is still observed, do not use the mixture in the application.
5. After testing is complete, dispose of any pesticide wastes in accordance with the **STORAGE AND DISPOSAL** section of this label.

Sprayer Equipment Clean-Up

Prior to application of **Sharda Metolachlor 48.28% + Fomesafen 10% EC**, spray equipment must be cleaned. Follow clean-up procedures specified on the labels of products used previously. If no clean-up directions are provided, use the steps provided below. After application of **Sharda Metolachlor 48.28% + Fomesafen 10% EC**, equipment clean-up is very important. Special attention must be given to cleaning equipment if spray equipment will be used to make applications to a crop other than those registered for use on this label because some crops are sensitive to low rates of **Sharda Metolachlor 48.28% + Fomesafen 10% EC**.

Sprayer Clean-Up

To avoid adverse crop response or crop injury to non-target crops, thoroughly clean and drain spray equipment used to make applications of **Sharda Metolachlor 48.28% + Fomesafen 10% EC** each use. Cleaning should occur as soon as possible after application of **Sharda Metolachlor 48.28% + Fomesafen 10% EC**. Use the following procedure to clean the spray equipment:

1. Drain any remaining spray tank mixture with **Sharda Metolachlor 48.28% + Fomesafen 10% EC** from the spray tank and dispose of according to label disposal instructions.
2. Use a hose to spray down the interior surfaces of the tank with water. Flush booms, nozzles, hoses, and tank with clean water for 15 minutes.
3. Prepare a cleaning solution of one gallon of household ammonia per 50 gallons of water. Commercial spray tank cleaners may be used, as well. Consult your Sharda USA LLC representative for a listing of approved tank cleaners and more information about proper tank cleaning procedures. Do not use chlorine-based cleaners such as Clorox®.
4. Use a pressure washer to clean the inside of the spray tank with this solution if available. Take care to wash all parts of the tank, including the inside top surface. Completely fill the sprayer with the cleaning solution to ensure contact of the cleaning solution with all internal surfaces of the tank and plumbing. Using agitation, thoroughly re-circulate the cleaning solution for at least 15 minutes. All visible deposits must be removed from the spraying system.
5. Repeat steps 2 through 4 above two times.
6. Remove and clean the nozzles and screens separately.
7. Thoroughly wash the outside of spray tank and the boom, if the spray tank equipment will be used on crops other than those labeled for use with **Sharda Metolachlor 48.28% + Fomesafen 10% EC**.
8. Rinse water must be disposed of in compliance with local, State, and Federal guidelines.

APPLICATION RESTRICTIONS

- Do not apply more than 3 pints of **Sharda Metolachlor 48.28% + Fomesafen 10% EC** (or a maximum of 0.375 lb. a.i./A of fomesafen from any product containing fomesafen: Flexstar®, **Sharda Metolachlor 48.28% + Fomesafen 10% EC**, or Reflex®) per acre per calendar year in Region 1 (refer to **Region 1 Use Map**).
- Do not apply more than 3 pints of **Sharda Metolachlor 48.28% + Fomesafen 10% EC** (or a maximum of 0.375 lb. a.i./A of fomesafen from any product containing fomesafen: Flexstar®, **Sharda Metolachlor 48.28% + Fomesafen 10% EC**, or Reflex®) per acre in ALTERNATE years in Region 2 (refer to **Region 2 Use Map**).
- Do not apply more than 2.5 pints of **Sharda Metolachlor 48.28% + Fomesafen 10% EC** (or a maximum of 0.313 lb. a.i./A of fomesafen from any product containing fomesafen: Flexstar®, **Sharda Metolachlor 48.28% + Fomesafen 10% EC**, or Reflex®) per acre in ALTERNATE years in Region 3 (refer to **Region 3 Use Map**).
- Do not apply more than 2 pints of **Sharda Metolachlor 48.28% + Fomesafen 10% EC** (or a maximum of 0.25 lb. a.i./A of fomesafen from any product containing fomesafen: Flexstar®, **Sharda Metolachlor 48.28% + Fomesafen 10% EC**, or Reflex®) per acre in ALTERNATE years in Region 4 (refer to **Region 4 Use Map**).
- Avoid overlapping spray swaths, as injury may occur to rotational crops.
- Do not graze treated areas or harvest for forage or hay.
- Do not exceed 2.48 lbs. a.i./A/crop of Metolachlor (0.551 gallon/A **Sharda Metolachlor 48.28% + Fomesafen 10% EC**).
- Do not exceed 2.48 lbs. a.i./A per calendar year of Metolachlor from applications of **Sharda Metolachlor 48.28% + Fomesafen 10% EC** or any other metolachlor-containing product.



REGION 1

(Maximum Rate: 3 pints per acre per calendar year)

REGION 1 - Includes the following states or portion of states where **Sharda Metolachlor 48.28% + Fomesafen 10% EC** may be applied: Alabama, Arkansas, Florida (except Miami-Dade County), Georgia, Louisiana, Mississippi, Missouri (counties of Bollinger, Butler, Cape Girardeau, Dunklin, Madison, Mississippi, New Madrid, Pemiscot, Perry, Ripley, Scott, Stoddard, and Wayne), North Carolina, Oklahoma (east of U.S. Highway 75 and east of Indian Nation Parkway), South Carolina, Tennessee, and Texas (includes area east of U. S. Highway 77 to State Road 239 including all of Calhoun County).



REGION 2

(Maximum Rate: 3 pints per acre, alternate years)

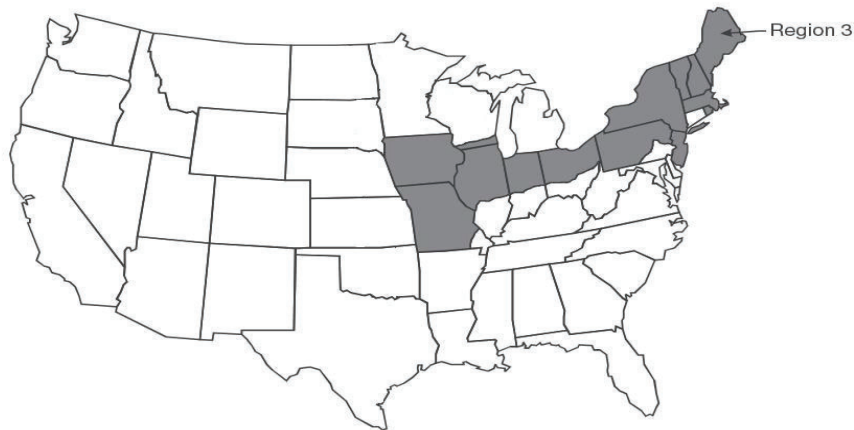
REGION 2 - Includes the following states or portion of states where **Sharda Metolachlor 48.28% + Fomesafen 10% EC** may be applied: Delaware, Kentucky, Maryland, Virginia, West Virginia, south of Interstate 70 in the following states: Illinois, Indiana, Ohio, and all areas south of Interstate 80 to the intersection of U.S. Highway 15 and east of U.S. Highway 15 and U.S. Highway 522 in Pennsylvania.



REGION 3

(Maximum Rate: 2.5 pints per acre, alternate years)

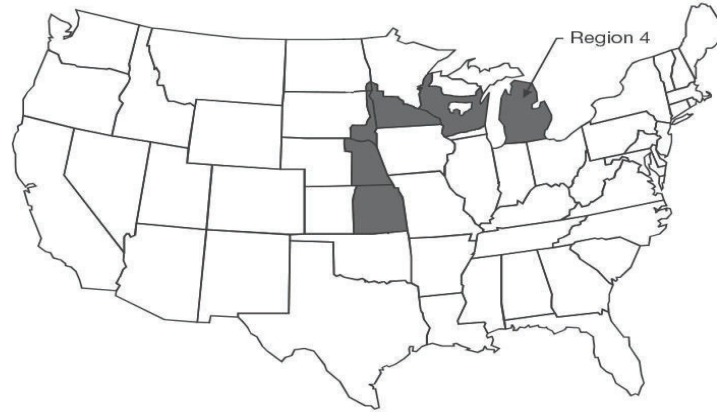
REGION 3 - Includes the following states or portion of states where **Sharda Metolachlor 48.28% + Fomesafen 10% EC** may be applied: Connecticut, Iowa, Maine, Massachusetts, Missouri (all counties except for those listed in Region 1), New Hampshire, New Jersey, New York, Pennsylvania (all areas except those listed in Region 2), Rhode Island, Vermont, Wisconsin (south of U.S. Highway 18 between Prairie Du Chien and Madison, and south of Interstate 94 between Madison and Milwaukee), and north of Interstate 70 in following states: Indiana, Illinois, and Ohio.



REGION 4

(Maximum Rate: 2 pints per acre, alternate years)

REGION 4 - Includes the following states or portion of states where **Sharda Metolachlor 48.28% + Fomesafen 10% EC** may be applied: Kansas (all counties east of or intersected by U.S. Highway 281), Michigan (Southern Peninsula), Minnesota (all areas south of Interstate 94), Nebraska (all counties east of or intersected by U.S. Highway 281), and Wisconsin (all areas, except those in Region 3, south of Interstate 94 from Minnesota state line to Eau Claire and south of U.S. Highway 29 from Eau Claire to Green Bay plus Door and Kewaunee counties. The following counties are excluded: Clark, Marathon, Wood, Portage, Adams, Shawano, Waupaca, Waushara, and Marquette). North Dakota (all areas east of Interstate 29 from Fargo south to the South Dakota state line). South Dakota (all areas east of Interstate 29 from the North Dakota state line to Watertown, all areas east of Highway 81 from Watertown to Madison and all areas east and south of State Road 34 and U.S. Highway 281 to the Nebraska state line).



Sharda Metolachlor 48.28% + Fomesafen 10% EC provides control (C) or suppression (S)¹ of the following weeds when used per label directions:

Weeds Controlled or Suppressed - All Uses of Sharda Metolachlor 48.28% + Fomesafen 10% EC							
ANNUAL GRASSES		BROADLEAVES			SEDGES		
Barnyardgrass	C	Carpetweed	C	Purslane, common	C	Nutsedge, yellow	S
Crabgrass spp.	C	Cocklebur, common	S	Pusley, Florida	C		
Crowfootgrass	C	Eclipta	C	Ragweed, common	C		
Cupgrass, prairie	C	<i>Galinsoga</i> spp.	C	Ragweed, giant	S		
Cupgrass, southwestern	C	Horseweed/marestail	S	Redweed	C		
Foxtail spp.	C	Jimsonweed	S	Sida, prickly/teaweed	S		
Goosegrass	C	Lambsquarters, common	C	Smartweed, ladysthumb	C		
Johnsongrass, seedling	S	Morningglory spp.	S	Smartweed, Pennsylvania	C		
Junglerice	C	Nightshade, Eastern black	C	Spurge, spotted	C		
Panicum, fall	C	Nightshade, hairy	S	Starbur, bristly	C		
Panicum, Texas	S	Pennycress, field	C	Sunflower, common	S		
Rice, red	S	Pepperweed, Virginia	C	Velvetleaf	S		
Sandbur spp.	S	Pigweed spp.	C	Waterhemp spp.	C		
Shattercane	S	Poinsettia, wild	C				
Signalgrass, broadleaf	C						
Witchgrass	C						

C = Controlled
 S = Suppression
¹Suppression: A visual reduction of weed population as well as a significant loss of vigor; significant activity, but not always at the level of commercial weed control.

COTTON

Post-Directed Application: **Sharda Metolachlor 48.28% + Fomesafen 10% EC** may be applied to emerged cotton as a post-directed treatment to control or suppress certain emerged broadleaf weeds such as hemp sesbania, waterhemp, pigweed species and morningglory species (Refer to the above “**Weeds Controlled or Suppressed - All Uses of Sharda Metolachlor 48.28% + Fomesafen 10% EC**” table for a complete list of weeds). Make application of **Sharda Metolachlor 48.28% + Fomesafen 10% EC** at 2 to 2.33 pints per acre to weeds having 2- to 4-true leaves using calibrated post-directed, hooded or shielded application equipment. Make application in a minimum of 10 gallons spray volume in order to obtain complete coverage of emerged weeds. Make application of **Sharda Metolachlor 48.28% + Fomesafen 10% EC** to emerged weeds with a NIS at 0.25 to 0.5% v/v or COC at 1% v/v if applied alone, or in a tank mix combination with other products that do not contain an adjuvant. Do not mix liquid nitrogen (28% or similar) to **Sharda Metolachlor 48.28% + Fomesafen 10% EC**, or to **Sharda Metolachlor 48.28% + Fomesafen 10% EC** tank mixes in cotton or injury will occur. **Sharda Metolachlor 48.28% + Fomesafen 10% EC** needs moisture activation to be effective so rainfall or irrigation is needed within 7 to 10 days after application to assure best performance.

Note: Cotton foliage is not tolerant to applications of **Sharda Metolachlor 48.28% + Fomesafen 10% EC**. Avoid contact to cotton foliage and stems that are not fully barked as unacceptable injury will occur. Application equipment should be properly calibrated (spray pressure, nozzle type and configuration, and orifice size) to avoid fine spray droplets contacting green cotton stems and foliage.

Tank-Mixtures for Post-Directed Application: Applications of **Sharda Metolachlor 48.28% + Fomesafen 10% EC** may be made in combination with other post-directed herbicides labeled for use on cotton to increase the spectrum of weeds controlled. Products such as Caparol, DSMA, Direx, Envoke®, Karmex, Layby™ Pro, MSMA, Suprend®, or glyphosate (such as Touchdown or Roundup brands for use in glyphosate-tolerant cotton only) tank mixed with **Sharda Metolachlor 48.28% + Fomesafen 10% EC** may increase the species of weeds controlled. Consult the tank-mix partner label for precautionary statements, restrictions, use rates and a list of weeds controlled.

Post-Directed Application Timing in Cotton: As a post-directed application, **Sharda Metolachlor 48.28% + Fomesafen 10% EC** may be applied to cotton at least 6 inches in height through layby. Unacceptable injury will occur if care is not taken to avoid **Sharda Metolachlor 48.28% + Fomesafen 10% EC** spray contact with any green non-barked parts of the cotton stem or foliage. Application timing suggestions for post-directed sprays in cotton are provided below.

- **Shielded and Hooded Applications** - To avoid injury, make a precision post-directed **Sharda Metolachlor 48.28% + Fomesafen 10% EC** application to the base of the cotton plant, avoiding contact with the cotton stem or foliage. Use only hooded or shielded spray equipment to apply **Sharda Metolachlor 48.28% + Fomesafen 10% EC** in cotton that is at least to 6 inches in height. Adjust nozzles to provide full coverage of emerged target weeds.
- **Layby Applications** - Make a post-directed treatment of **Sharda Metolachlor 48.28% + Fomesafen 10% EC** to the base of the cotton plant, being sure to avoid contact with any non-barked portion of the cotton plant or foliage. Use post-directed application equipment that has precision or use a hooded or shielded sprayer on cotton plants that have developed a minimum of 4 inches of brown bark through layby. Application equipment should be set up to provide full coverage of emerged target weeds.

Use Restrictions - Cotton

- Do not make application of **Sharda Metolachlor 48.28% + Fomesafen 10% EC** later than 80 days before harvest.
- Do not make application of more than 2.33 pints per acre of **Sharda Metolachlor 48.28% + Fomesafen 10% EC** per calendar year. Adhere to the maximum rate that may be applied in each geographic region (see the **Sharda Metolachlor 48.28% + Fomesafen 10% EC - REGIONAL USE MAP**).
- Do not graze or feed forage or fodder from cotton to livestock.

SOYBEANS

ALL TILLAGE SYSTEMS

Foundation Treatment for Planned Two-pass Weed Control Programs: Make application of **Sharda Metolachlor 48.28% + Fomesafen 10% EC** at 2 pints per acre in conventional and glyphosate-tolerant soybeans as a pre-emergence application on all soils to reduce competition from weeds for a period of up to 5 weeks when followed by a planned post-emergence herbicide treatment (See the above “**Weeds Controlled or Suppressed - All Uses of Sharda Metolachlor 48.28% + Fomesafen 10% EC**” table for a complete list of weeds). Be sure to consult the post-emergence herbicide label for weeds controlled, optimum weed size, application rate, additional use directions, precautions, and limitation before use.

Pre-Plant Surface Applied: Application of **Sharda Metolachlor 48.28% + Fomesafen 10% EC** may be made at 2 pints per acre before soybean planting only in minimum-tillage or no-tillage systems. If weeds are present at the time of treatment, make application of **Sharda Metolachlor 48.28% + Fomesafen 10% EC** in a tank mixture with a burndown herbicide (such as Parazone, Gramoxone Inteon®, or glyphosate brands). Weed control may be lessened if treated soil is moved out of the row or if untreated soil is moved to the surface during planting. Follow up with a post-emergence herbicide applied at the labeled use rate and within the specific growth stage for soybeans and weed spectrum. Recommended post-emergence applications include any product or combination of products labeled to control the specific weeds remaining in the field, including glyphosate (such as Roundup®) brands (for use on glyphosate-tolerant soybeans only).

Pre-Plant Incorporated: Make application of **Sharda Metolachlor 48.28% + Fomesafen 10% EC** at 2 pints per acre in conventional tillage systems where incorporation into the top 2 inches of soil occurs within 7 days after treatment using an implement capable of providing uniform 2-inch incorporation. Follow up with a post-emergence herbicide applied at the labeled use rate and within the specific growth stage for soybeans and weed spectrum. Recommended post-emergence applications include any product or combination of products labeled to control the specific weeds remaining in the field, including glyphosate (for example, Roundup) brands (for use on glyphosate-tolerant soybeans only).

Pre-Emergence: Make application of **Sharda Metolachlor 48.28% + Fomesafen 10% EC** at 2 pints per acre during planting (behind the planter), or after planting, but prior to weed or soybean emergence in conventional, conservation, or no-till systems. If weeds are present at the time of application, make application of **Sharda Metolachlor 48.28% + Fomesafen 10% EC** in a tank mixture with a burndown herbicide (such as Parazone, Gramoxone Inteon® or glyphosate brands). Follow up with a post-emergence herbicide application at the labeled rate and within the specific growth stage for soybeans and weed spectrum. Recommended post-emergence treatments include any product or combination of products labeled to control the specific weeds remaining in the field, including glyphosate (such as Roundup) brands (for use on glyphosate-tolerant soybeans only).

Replanting: If replanting becomes necessary in fields that have been previously treated with **Sharda Metolachlor 48.28% + Fomesafen 10% EC**, the field may be replanted to soybeans. During planting, a minimum of tillage is recommended. Do not make a second application of **Sharda Metolachlor 48.28% + Fomesafen 10% EC** or any product that contains s-metolachlor, fomesafen, or metolachlor as crop injury or illegal residues may result in harvested soybeans.

CONVENTIONAL TILLAGE SYSTEMS

Application of **Sharda Metolachlor 48.28% + Fomesafen 10% EC** may be made in conventional tillage systems either pre-plant incorporated or pre-emergence for control or suppression of the weeds (see the above “**Weeds Controlled or Suppressed - All Uses of Sharda Metolachlor 48.28% + Fomesafen 10% EC**” table for a complete list of weeds). Make application of **Sharda Metolachlor 48.28% + Fomesafen 10% EC** at the use rates listed in the table below for treatments made alone, in tank mixture, or followed sequentially with post-emergence herbicides to broaden the weed control spectrum or control newly emerged weeds.

Pre-Plant Incorporated: Make application of **Sharda Metolachlor 48.28% + Fomesafen 10% EC** into the top 2 inches of soil within 7 days following application and prior to planting using a suitable implement capable of providing uniform soil incorporation. Use this method of application especially if furrow irrigation is used or when a period of dry weather is expected following treatment of **Sharda Metolachlor 48.28% + Fomesafen 10% EC**.

Pre-Emergence Application: Prior to weeds or soybeans emergence, make application of **Sharda Metolachlor 48.28% + Fomesafen 10% EC** during planting (behind the planter), or after planting. Reduced effectiveness will result if dry weather follows the pre-emergence treatment of **Sharda Metolachlor 48.28% + Fomesafen 10% EC**. If weeds develop, shallow cultivation that will not damage the soybeans should be used to remove weeds.

Use Rates for Sharda Metolachlor 48.28% + Fomesafen 10% EC in Conventional Tillage Systems

Broadcast Rates			
Soil Texture	Regions	0.5 - 3% Organic Matter Pts./Acre	3% or more Organic Matter Pts./Acre
Coarse (Sand, loamy sand, sandy loam)	1 & 2	2	2 - 2.25
	3	2	2 - 2.25
	4	2	2
Medium (Loam, silt loam, silt)	1 & 2	2.25 - 2.5	2.5 - 2.75
	3	2 - 2.25	2.25 - 2.5
	4	2	2
Fine (Sandy clay loam, sandy clay, silty clay, silty clay loam, clay, clay loam)	1 & 2	2.75 - 3	2.75 - 3
	3	2.5*	2.5*
	4	2*	2*

*If weeds emerge prior to full canopy closure, make application of an appropriate post-emergence product.

REDUCED TILLAGE AND NO-TILL SYSTEMS - PRE-PLANT

Surface and Pre-Emergence Application: Make application of **Sharda Metolachlor 48.28% + Fomesafen 10% EC** in reduced-till and no-till systems up to 15 days prior to planting or pre-emergence, but prior to soybean emergence. For control or suppression of the weeds listed in “**Weeds Controlled or Suppressed - All Uses of Sharda Metolachlor 48.28% + Fomesafen 10% EC**”, use the high end of the use rate range for treatments of **Sharda Metolachlor 48.28% + Fomesafen 10% EC** made 15 days before planting (see table below for **Sharda Metolachlor 48.28% + Fomesafen 10% EC** rates). If weeds are present at time of treatment, burndown herbicides may be tank mixed with **Sharda Metolachlor 48.28% + Fomesafen 10% EC** (see **BURNDOWN WEED CONTROL** section). **Sharda Metolachlor 48.28% + Fomesafen 10% EC** may be followed sequentially with post-emergence herbicides to broaden the weed control spectrum or control newly emerged weeds.

Use Rates for Sharda Metolachlor 48.28% + Fomesafen 10% EC in Reduced-Till and No-Till Systems

Broadcast Rates		
Soil Texture	Regions	Pts./Acre ¹
Coarse (Sand, loamy sand, sandy loam)	1 & 2	2 - 2.5
	3	2 - 2.25
	4	2*
Medium (Loam, silt loam, silt, sandy clay, sandy clay loam)	1 & 2	2.5 - 2.75
	3	2.25 - 2.5
	4	2*
Fine (Sandy clay loam, sandy clay, silty clay, silty clay loam, clay, clay loam)	1 & 2	2.75 - 3
	3	2.5*
	4	2*

¹Use a lower use rate listed in the range for low residue level or soils with less than 3% organic matter. Use a higher use rate listed in the range for high residue level or soils with greater than 3% organic matter.

*If weeds emerge prior to full canopy closure, make application of an appropriate post-emergence product.

BURNDOWN WEED CONTROL

Sharda Metolachlor 48.28% + Fomesafen 10% EC may be used as part of a burndown herbicide program for control of existing vegetation before soybean planting and/or emergence in conservation tillage (reduced-tillage/no-till) systems. **Sharda Metolachlor 48.28% + Fomesafen 10% EC** can be tank mixed with Arrow® 2EC, Canopy®, Canopy® EX, Defy® LV-4, Defy® LV-6, Express® with Total Sol®, glyphosate brands (such as Roundup), Fusilade® DX, Fusion®, Parazone® 3SL, Poast Plus®, or SHARPEN® Powered by KIXOR® for control of emerged weeds prior to soybean planting or crop emergence. Consult the tank mix product labels for specific rates, use directions, precautions, and limitations.

HERBICIDES THAT MAY BE APPLIED POST-EMERGENCE FOLLOWING SHARDA METOLACHLOR 48.28% + FOMESAFEN 10% EC

Sharda Metolachlor 48.28% + Fomesafen 10% EC is not approved for post-emergence use. To provide additional control of certain weeds, application of **Sharda Metolachlor 48.28% + Fomesafen 10% EC** may be made alone or in tank mixture and then followed by a treatment of a post-emergence herbicide. Post-emergence herbicides that may be applied include: Aim®, Arrow® 2EC, Assure® II,

Basagran®, Classic®, Cobra®, Extreme¹, FirstRate®, Fusilade DX, Fusion, Harmony® GT XP, Liberty® 280SL², Poast®, Poast Plus®, Pursuit®, Raptor®, Resource®, Roundup Brands¹, Scepter®, Select, Synchrony® STS®, Synchrony® XP, and Ultra Blazer.

¹For use on glyphosate-tolerant soybeans only.

²For use on LibertyLink® soybean only.

POST-EMERGENCE APPLICATION

Application of **Sharda Metolachlor 48.28% + Fomesafen 10% EC** may be made at 2 to 2.33 pints per acre as a post-emergence application from cracking through the third trifoliolate stage of soybeans. Necrotic spotting, bronzing, leaf crinkling or curling of soybean leaves may result after a post-emergence application, but soybeans soon outgrow these effects and develop normally. Although application of **Sharda Metolachlor 48.28% + Fomesafen 10% EC** applied alone may control or suppress certain broadleaf weeds that have emerged in glyphosate-tolerant soybeans, a tank mix with glyphosate (such as Touchdown or Roundup® brands) may increase the spectrum of weeds controlled. Add a NIS containing at least 75% surface-active agent, at 0.25% v/v to the final spray volume if **Sharda Metolachlor 48.28% + Fomesafen 10% EC** is applied alone or tank mixed with glyphosate products that do not contain a built-in adjuvant.

Use Precaution:

- Use of a COC with **Sharda Metolachlor 48.28% + Fomesafen 10% EC** post-emergence to soybeans could result in injury and is not advised.

Tank Mixtures for Post-Emergence Applications in Soybeans

It is the pesticide user's responsibility to ensure that all products are registered for the intended use. Read and follow the applicable restrictions and limitations and directions for use on all product labels involved in tank mixing. Users must follow the most restrictive directions for use and precautionary statements of each product in the tank mixture.

On glyphosate-tolerant soybeans only, **Sharda Metolachlor 48.28% + Fomesafen 10% EC** may be tank mixed with one or more of the following herbicides: Touchdown Brands, Roundup Brands, and Glyphosate products (such as Glyphomax®).

Sharda Metolachlor 48.28% + Fomesafen 10% EC may be tank mixed with one or more of the following insecticides: Karate® Insecticide with Zeon Technology, Endigo™ ZC.

Use Restrictions:

- Do not use **Sharda Metolachlor 48.28% + Fomesafen 10% EC** post-emergence on soybeans that are under stress including but not limited to that caused by drought, insect, disease, or injury from cultivation.
- Do not exceed 2.33 pints per acre of **Sharda Metolachlor 48.28% + Fomesafen 10% EC** in a single post-emergence application.
- Do not exceed 3.0 pints per acre of **Sharda Metolachlor 48.28% + Fomesafen 10% EC** per acre per calendar year. See the **REGIONAL USE MAP** on container label for maximum use rate that may be applied within a specific region.
- Do not make application as post-emergent if a pre-plant surface, pre-plant incorporated, or pre-emergence application of S-metolachlor containing products has been made.
- Do not graze or feed treated forage or hay from soybeans to livestock following a post-emergence application of **Sharda Metolachlor 48.28% + Fomesafen 10% EC**.
- Post-emergence applications must be made at least 90 days before harvest.
- For post-emergence application, only use water as the carrier.

CROP ROTATION INTERVALS

Do not rotate to any food or feed crops following treatment of **Sharda Metolachlor 48.28% + Fomesafen 10% EC** other than those listed in the below table or injury could occur.

Planting Crop Rotation Intervals Between Treatment with Sharda Metolachlor 48.28% + Fomesafen 10% EC*

Crop	Crop Rotation Intervals (Months)
Dry Bean, Snap Bean, Soybean	Immediately
Cotton	1
Barley, Oat, Rye, Wheat	4.5
Corn ^{1,2} , Peanut, Pea, Rice	10
Alfalfa, Sugar Beet, Sunflower, Sorghum ³ , or any other crops	18

*For soil building or erosion control, cover crops may be planted any time, but do not graze or harvest for food or feed. Do not graze rotated small grain crops or harvest forage or straw for livestock.

¹Use a 12 month minimum rotation interval for popcorn in the states of OH, KY, IL, IN, IA, and Region 4 when applied at 2.0 pints per acre or greater.

²Use 18 month minimum rotation interval for sweet corn in the states of CT, ME, MA, NH, NY, RI, and VT.

³Sorghum may be planted back after 10 months in Region 1 only.

STORAGE AND DISPOSAL

Do not contaminate water, food, feed, or seed by storage or disposal.

Pesticide Storage: Store product in original container only.

Pesticide Disposal: Wastes resulting from the use of this product may be disposed of on site or at an approved waste disposal facility.

Container Handling:

[Nonrefillable Container (five gallons or less):] Nonrefillable container. Do not reuse or refill this container. Offer for recycling, if available. Triple rinse container (or equivalent) promptly after emptying. Triple rinse as follows: Empty the remaining contents into

application equipment or a mix tank and drain for 10 seconds after the flow begins to drip. Fill the container ¼ full with water and recap. Shake for 10 seconds. Pour rinsate into application equipment or a mix tank or store rinsate for later use or disposal. Drain for 10 seconds after the flow begins to drip. Repeat this procedure two more times. Then offer for recycling if available or reconditioning if appropriate or puncture and dispose of in a sanitary landfill or by incineration.

[Nonrefillable Container (greater than five gallons):] Nonrefillable container. Do not reuse or refill this container. Offer for recycling, if available. Triple rinse container (or equivalent) promptly after emptying. Triple rinse as follows: Empty the remaining contents into application equipment or a mix tank. Fill the container ¼ full with water. Replace and tighten closures. Tip container on its side and roll it back and forth, ensuring at least one complete revolution, for 30 seconds. Stand the container on its end and tip it back and forth several times. Turn the container over onto its other end and tip it back and forth several times. Empty the rinsate into application equipment or a mix tank or store rinsate for later use or disposal. Repeat this procedure two more times. Pressure rinse as follows: Empty the remaining contents into application equipment or mix tank and continue to drain for 10 seconds after the flow begins to drip. Hold container upside down over application equipment or mix tank, or collect rinsate for later use or disposal. Insert pressure rinsing nozzle in the side of the container and rinse at about 40 PSI for at least 30 seconds. Drain for 10 seconds after the flow begins to drip. Then offer for recycling if available or reconditioning if appropriate or puncture and dispose of in a sanitary landfill or by incineration.

[Refillable Container (greater than five gallons):] Refillable container. Refill this container with pesticide only. Do not reuse this container for any other purpose. Triple rinsing the container before final disposal is the responsibility of the person disposing of the container. Cleaning before refilling is the responsibility of the refiller. Triple rinse as follows: To clean the container before final disposal, empty the remaining contents from this container into application equipment or mix tank. Fill the container about 10% full with water. Agitate vigorously or recirculate water with the pump for 2 minutes. Pour or pump rinsate into application equipment or rinsate collection system. Repeat this rinsing procedure two more times. When this container is empty, replace the cap and seal all openings that have been opened during use; return the container to the point of purchase or to a designated location. This container must only be refilled with a pesticide product. Prior to refilling, inspect carefully for damage such as cracks, punctures, abrasions, worn-out threads, and closure devices. Check for leaks after refilling and before transport. DO NOT transport if this container is damaged or leaking. If the container is damaged, or leaking, or obsolete and not returned to the point of purchase or to a designated location, triple rinse emptied container and offer for recycling, if available, or dispose of container in compliance with State and local regulations.

SPILL, FIRE, LEAK OR OTHER CHEMICAL EMERGENCY: In case of spill or leak on floor or paved surfaces, soak up with sand earth or synthetic absorbent. Remove to chemical waste area.

CONDITIONS OF SALE AND LIMITATION OF WARRANTY AND LIABILITY

NOTICE: Read the entire Directions for Use and Conditions of Sale and Limitation of Warranty and Liability before buying or using this product. If the terms are not acceptable, return the product at once, unopened, and the purchase price will be refunded.

The Directions for Use of this product must be followed carefully. It is impossible to eliminate all risks inherently associated with the use of this product. Ineffectiveness or other unintended consequences may result because of such factors as manner of use or application, weather, presence of other materials or other influencing factors in the use of the product, which are beyond the control of Sharda USA LLC or Seller. To the extent consistent with applicable law, all such risks shall be assumed by Buyer and User, and Buyer and User agree to hold Sharda USA LLC and Seller harmless for any claims relating to such factors.

Sharda USA LLC warrants that this product conforms to the chemical description on the label and is reasonably fit for the purposes stated in the Directions for Use, subject to the inherent risks referred to above, when used in accordance with directions under normal use conditions. This warranty does not extend to the use of this product contrary to label instructions, or under conditions not reasonably foreseeable to or beyond the control of Seller or Sharda USA LLC and Buyer and User assume the risk of any such use. To the extent consistent with applicable law, SHARDA USA LLC MAKES NO WARRANTIES OF MERCHANTABILITY OR OF FITNESS FOR A PARTICULAR PURPOSE NOR ANY OTHER EXPRESS OR IMPLIED WARRANTY EXCEPT AS STATED ABOVE.


To the extent consistent with applicable law, neither Sharda USA LLC nor Seller shall be liable for any incidental, consequential or special damages resulting from the use or handling of this product. **TO THE EXTENT CONSISTENT WITH APPLICABLE LAW, THE EXCLUSIVE REMEDY OF THE USER OR BUYER, AND THE EXCLUSIVE LIABILITY OF SHARDA USA LLC AND SELLER FOR ANY AND ALL CLAIMS, LOSSES, INJURIES OR DAMAGES (INCLUDING CLAIMS BASED ON BREACH OF WARRANTY, CONTRACT, NEGLIGENCE, TORT, STRICT LIABILITY OR OTHERWISE) RESULTING FROM THE USE OR HANDLING OF THIS PRODUCT, SHALL BE THE RETURN OF THE PURCHASE PRICE OF THE PRODUCT OR, AT THE ELECTION OF SHARDA USA LLC OR SELLER, THE REPLACEMENT OF THE PRODUCT.**

Sharda USA LLC and Seller offer this product, and Buyer and User accept it, subject to the foregoing Conditions of Sale and Limitation of Warranty and Liability, which may not be modified except by written agreement signed by a duly authorized representative of Sharda USA LLC.

All trademarks are the property of their respective owners.

[OPTIONAL MARKETING LANGUAGE]

1	<p>[www.shardausa.com]</p>  <p>[]</p>
---	---------------------------------------------------------------------------------------------------------------------------

2	[Handle with Care]
3	[This side Up]
4	<p>{The below graphic to be added to box if formulated in the United States}</p>  <p>Proudly Formulated & Packaged In The U.S.A.</p>