



UNITED STATES ENVIRONMENTAL PROTECTION AGENCY
WASHINGTON, DC 20460

OFFICE OF CHEMICAL SAFETY
AND POLLUTION PREVENTION

April 1, 2020

Anna Armstrong
Agent for Sharda USA, LLC
c/o Wagner Regulatory Associates, Inc.
P.O. Box 640
Hockessin, DE 19707

Subject: Registration Review Label Mitigation for Imazethapyr /Label Amendment –
Update Corn Use Directions and Add an Alternate Brand Name
Product Name: Sharda Imazethapyr 2
EPA Registration Number: 83529-50
Application Date: 01/20/2020 & 02/17/2020
Decision Numbers: 559648, 559826

Dear Ms. Armstrong:

The Agency, in accordance with the Federal Insecticide, Fungicide and Rodenticide Act (FIFRA), as amended, has completed reviewing all of the information submitted with your application to support the Registration Review of the above referenced product in connection with the imazethapyr Interim Decision, and has concluded that your submission is acceptable. The agency also completed review of your amended label referred to above, submitted in connection with registration under FIFRA, as amended, and has determined the label is also acceptable.

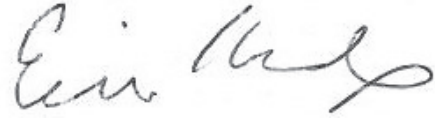
Should you wish to add/retain a reference to the company's website on your label, then please be aware that the website becomes labeling under the Federal Insecticide Fungicide and Rodenticide Act and is subject to review by the Agency. If the website is false or misleading, the product would be misbranded and unlawful to sell or distribute under FIFRA section 12(a)(1)(E). 40 CFR 156.10(a)(5) list examples of statements EPA may consider false or misleading. In addition, regardless of whether a website is referenced on your product's label, claims made on the website may not substantially differ from those claims approved through the registration process. Therefore, should the Agency find or if it is brought to our attention that a website contains false or misleading statements or claims substantially differing from the EPA approved registration, the website will be referred to the EPA's Office of Enforcement and Compliance.

A stamped copy of your labeling is enclosed for your records. This labeling supersedes all previously accepted labeling. You must submit one copy of the final printed labeling before you release the product for shipment with the new labeling. Products shipped after 12 months from the date of this amendment must bear the new revised label. Your release for shipment of the product bearing the amended label constitutes acceptance of these conditions. If these conditions are not complied with, the registration will be subject to cancellation in accordance with FIFRA section 6.

Page 2 of 2
EPA Reg. No. 83529-50
Decision No. 559648, 559826

If you have any questions, please contact Marc Sheahin by phone at 703-347-8639, or via email at sheahin.marc@epa.gov.

Sincerely,

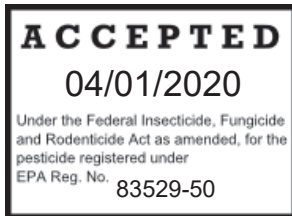
A handwritten signature in black ink, appearing to read "Erik Kraft". The signature is fluid and cursive, with the first name "Erik" being more legible than the last name "Kraft".

Erik Kraft, Product Manager 24
Fungicide and Herbicide Branch
Registration Division (7505P)
Office of Pesticide Programs

Enclosure

| | | | |
|-------------|-------|----------|-----------|
| IMAZETHAPYR | GROUP | 2 | HERBICIDE |
|-------------|-------|----------|-----------|

[MASTER LABEL Consisting of full Section 3 label - Pages 1-40; Rice Supplemental Label – Pages 41-48]



Sharda Imazethapyr 2

ABN: Praxis

ABN: Caprice

HERBICIDE FOR USE IN ALFALFA, CORN*, CLOVER, PEAS AND BEANS, PEANUTS, RICE AND SOYBEANS**

***For use only on imidazolinone-resistant field corn varieties.**

****For use on imidazolinone-resistant rice varieties and hybrids only (not less than 75% hybrid seed).**

| ACTIVE INGREDIENT: | WT. BY % |
|---|----------------|
| Ammonium salt of imazethapyr (±)-2-[4,5-dihydro-4-methyl-4-(1-methylethyl)-5-oxo-1H-imidazol-2-yl]-5-ethyl-3-pyridinecarboxylic acid* | 22.87% |
| OTHER INGREDIENTS: | <u>77.13%</u> |
| TOTAL: | 100.00% |

*Equivalent to 21.6% (±)-2-[4,5-dihydro-4-methyl-4-(1-methylethyl)-5-oxo-1H-imidazol-2-yl]-5-ethyl-3-pyridinecarboxylic acid (1 gal. contains 2.0 lbs. of active ingredient as the free acid).

KEEP OUT OF REACH OF CHILDREN CAUTION/PRECAUCION

Si usted no entiende la etiqueta, busque a alguien para que se la explique a usted en detalle.
 (If you do not understand this label, find someone to explain it to you in detail.)

| FIRST AID | |
|--|--|
| IF ON SKIN OR CLOTHING: | <ul style="list-style-type: none"> • Take off contaminated clothing. • Rinse skin immediately with plenty of water for 15-20 minutes. • Call a poison control center or doctor for treatment advice. |
| IF SWALLOWED: | <ul style="list-style-type: none"> • Call a poison control center or doctor immediately for treatment advice. • Have person sip a glass of water if able to swallow. • Do not induce vomiting unless told to by a poison control center or doctor. • Do not give anything by mouth to an unconscious person. |
| IF INHALED: | <ul style="list-style-type: none"> • Move person to fresh air. If person is not breathing, call 911 or an ambulance, then give artificial respiration, preferably mouth-to-mouth if possible. • Call a poison control center or doctor for treatment advice. |
| IF IN EYES: | <ul style="list-style-type: none"> • Hold eye open and rinse slowly and gently with water for 15-20 minutes. • Remove contact lenses, if present, after the first 5 minutes, then continue rinsing. • Call a poison control center or doctor for further treatment advice. |
| Have the product container or label with you when calling a poison control center or doctor or going for treatment. In case of an emergency involving this product, call CHEMTREC at 1-800-424-9300 . | |

[Optional referral statements when booklets and container labels are used:
 See label booklet for [complete] [additional] [Precautionary Statements], [Directions For Use], and [Storage and Disposal].]

EPA Reg. No. 83529-50

EPA Est. No. XXXXX-XX-XXX



Net Contents: _____

PRECAUTIONARY STATEMENTS
HAZARDS TO HUMANS AND DOMESTIC ANIMALS
CAUTION

Harmful if swallowed or absorbed through skin. Avoid contact with skin, eyes, or clothing.

PERSONAL PROTECTIVE EQUIPMENT (PPE)

Applicators and other handlers must wear:

- Long-sleeved shirt and long pants
- Chemical-resistant gloves, including butyl rubber ≥ 14 mils, or natural rubber ≥ 14 mils, or neoprene rubber ≥ 14 mils, or nitrile rubber ≥ 14 mils
- Shoes plus socks

Follow manufacturer's instructions for cleaning and maintaining PPE. If no such instructions for washables exist, use detergent and hot water. Keep and wash PPE separately from other laundry.

USER SAFETY RECOMMENDATIONS

Users should:

- Wash thoroughly with soap and water after handling and before eating, drinking, chewing gum, using tobacco, or using the toilet.
- Remove clothing/PPE immediately if pesticide gets inside. Then wash thoroughly and put on clean clothing.
- Remove PPE immediately after handling this product. Wash the outside of gloves before removing. As soon as possible, wash thoroughly and change into clean clothing.

ENVIRONMENTAL HAZARDS

DO NOT apply directly to water, or to areas where surface water is present or to intertidal areas below the mean high water mark. **DO NOT** contaminate water when disposing of equipment washwaters or rinsate.

Non-Target Organism Advisory

This product is toxic to plants and may adversely impact the forage and habitat of non-target organisms, including pollinators, in areas adjacent to the treated site. Protect the forage and habitat of non-target organisms by following label directions intended to minimize spray drift.

Surface Water Advisory

This product may impact surface water quality due to runoff of rain water. This is especially true for poorly draining soils and soils with shallow ground water. This product is classified as having high potential for reaching surface water via runoff for several months or more after application.

A level, well-maintained vegetative buffer strip between areas to which this product is applied and surface water features including ponds, streams, and springs will reduce the potential loading of imazethapyr from runoff water and sediment. Runoff of this product will be reduced by avoiding applications when rainfall or irrigation is expected to occur within 48 hours.

Groundwater Advisory

This chemical has properties and characteristics associated with chemicals detected in groundwater. The use of this chemical in areas where soils are permeable, particularly where the water table is shallow, may result in groundwater contamination.

Sharda Imazethapyr 2 may not be mixed or loaded within 50 feet of any wells (including abandoned wells and drainage wells), sink holes, perennial or intermittent streams and rivers, and natural or impounded lakes or reservoirs. This setback does not apply to properly capped or plugged abandoned wells and does not apply to impervious pad or properly diked mixing/loading areas.

Proper Handling Instructions

Operations that involve mixing, loading, rinsing, or washing of this product into or from pesticide handling or application equipment or containers within 50 feet of any well are prohibited unless conducted on an impervious pad constructed to withstand the weight of the heaviest load that may be positioned on or moved across the pad. Such a pad shall be designed and maintained to contain any product spills or equipment leaks, container or equipment rinse or washwater, and rainwater that may fall on the pad. Surface water shall not be allowed to either flow over or from the pad, which means the pad must be self-contained. The pad shall be sloped to facilitate material removal. An unroofed pad shall be of sufficient capacity to contain at a minimum 110% of the capacity of the largest pesticide container or application equipment on the pad. A pad that is covered by a roof of sufficient size to completely exclude precipitation from contact with the pad shall have a minimum containment capacity of 100% of the capacity of the largest pesticide container or application equipment on the pad. Containment capacities as described above shall be maintained at all times. The above

specific minimum containment capacities do not apply to vehicles when delivering pesticide shipments to the mixing/loading site. States may have in effect additional requirements regarding wellhead setbacks and operational containment.

DO NOT apply **Sharda Imazethapyr 2** through any type of irrigation system.

Sharda Imazethapyr 2 must be used in a manner which will prevent back siphoning in wells, spills or improper disposal of excess pesticide, spray mixture.

PHYSICAL OR CHEMICAL HAZARDS

DO NOT mix or allow coming in contact with oxidizing agents. Hazardous chemical reactions may occur.

DIRECTIONS FOR USE

It is a violation of Federal law to use this product in a manner inconsistent with its labeling.

DO NOT apply this product in a way that will contact workers or other persons, either directly or through drift. Only protected handlers may be in the area during application. For any requirements specific to your State or Tribe, consult the agency responsible for pesticide regulation. This labeling must be in the possession of the user at the time of pesticide application.

Observe all cautions and limitations on this label and on the labels of products used in combination with **Sharda Imazethapyr 2**. **DO NOT** use **Sharda Imazethapyr 2** other than in accordance with the instructions set forth on this label. The use of **Sharda Imazethapyr 2** not consistent with this label may result in injury to crops. Keep containers closed to avoid spills and contamination.

AGRICULTURAL USE REQUIREMENTS

Use this product only in accordance with its labeling and with the Worker Protection Standard, 40 CFR Part 170. This Standard contains requirements for the protection of agricultural workers on farms, forests, nurseries, and greenhouses, and handlers of agricultural pesticides. It contains requirements for training, decontamination, notification, and emergency assistance. It also contains specific instructions and exceptions pertaining to the statements on this label about personal protective equipment (PPE) and restricted-entry interval. The requirements in this box only apply to uses of this product that are covered by the Worker Protection Standard.

DO NOT enter or allow worker entry into treated areas during the restricted-entry interval (REI) of **4 hours**.

Exception: If the product is soil-injected or soil-incorporated, the Worker Protection Standard, under certain circumstances, allows workers to enter the treated area if there will be no contact with anything that has been treated.

PPE required for early entry to treated areas that is permitted under the Worker Protection Standard and that involves contact with anything that has been treated, including plants, soil, or water, is:

- Coveralls
- Chemical-resistant gloves, including butyl rubber ≥14 mils, or natural rubber ≥14 mils, or neoprene rubber ≥14 mils, or nitrile rubber ≥14 mils
- Shoes plus socks

PRODUCT INFORMATION

Sharda Imazethapyr 2 kills weeds by root and/or foliage uptake and rapid translocation to the growing points. Adequate soil moisture is important for optimum **Sharda Imazethapyr 2** activity. When adequate soil moisture is present, **Sharda Imazethapyr 2** will provide residual control of susceptible germinating weeds; activity on established weeds will depend on the weed species and the location of its root system in the soil.

Occasionally, internode shortening and/or temporary yellowing of crop plants occurs following **Sharda Imazethapyr 2** applications. These effects occur infrequently and are temporary. Normal growth and appearance may resume within 1 to 2 weeks.

When organophosphate (including chlorpyrifos) or carbamate insecticides are tank-mixed with **Sharda Imazethapyr 2**, temporary injury may result to the treated crops.

Use of **Sharda Imazethapyr 2** in accordance with label directions is expected to result in normal growth of rotational crops in most situations; however, various environmental and agronomic factors make it impossible to eliminate all risks associated with the use of this product and, therefore, rotational crop injury is always possible. Under some conditions (including heavy texture soil, high organic matter, low pH or low rainfall) **Sharda Imazethapyr 2** may cause injury to subsequent planted crops. Vegetable crops and particularly sugar beets are sensitive to **Sharda Imazethapyr 2** residues in the soil.

Naturally occurring biotypes* of some of the weeds listed on this label may not be effectively controlled by this and/or other products with either the ALS/AHAS enzyme inhibiting mode of action. Other herbicides with the ALS/AHAS enzyme inhibiting mode of action include the sulfonylureas (e.g., nicosulfuron, rimsulfuron + thifensulfuron-methyl, chlorimuron, thifensulfuron, primisulfuron-methyl + prosulfuron, halosulfuron-methyl + thifensulfuron, etc.), the sulfonamides (e.g., cloransulam-methyl, etc.) and the pyrimidyl benzoates (e.g., pyriithobac-sodium, etc.). If naturally occurring ALS/AHAS resistant biotypes are present in a field, **Sharda Imazethapyr 2** and/or any other ALS/AHAS enzyme inhibiting mode of action herbicide must be tank-mixed or applied sequentially with an appropriate registered herbicide having a different mode of action to ensure control.

*A weed biotype is a naturally occurring plant within a given species that has a slightly different, but distinct, genetic makeup from other plants.

Replanting: If replanting is necessary in a field previously treated with **Sharda Imazethapyr 2**, the field may be replanted to corn (imidazolinone-resistant corn only), rice (imidazolinone-resistant rice only), lima beans, peanuts, southern peas or soybeans. Rework the soil no deeper than the treated zone. **DO NOT** apply a second treatment of **Sharda Imazethapyr 2**.

EDIBLE LEGUME VEGETABLES

Reduced crop growth, quality, yield and/or delayed maturity may result from **Sharda Imazethapyr 2** application to edible legume vegetables. Since crop maturity may be delayed, timing of harvest may need to be adjusted accordingly. **DO NOT** apply **Sharda Imazethapyr 2** if planting is delayed and chance of frost prior to maturity is likely.

Use **Sharda Imazethapyr 2** ONLY if proper agronomic practices have been utilized, including good soil fertility, proper crop rotation, disease and insect management and tillage practices that eliminate compaction and hardpans. Plant peas, lentils or lima beans at least 1/2 inch deep to reduce risk of crop injury.

DO NOT apply **Sharda Imazethapyr 2** if cold and/or wet conditions are present or predicted to occur within one week of application. **DO NOT** apply **Sharda Imazethapyr 2** post-emergence after crop has begun to flower or crop injury may result. (Refer to specific legume vegetable crop for specific application timings listed).

USE AREA RESTRICTIONS

In New York State – Not for Sale or Use on Long Island.

MIXING INSTRUCTIONS

POST-EMERGENCE APPLICATIONS OF SHARDA IMAZETHAPYR 2 REQUIRE THE ADDITION OF AN ADJUVANT AND A FERTILIZER SOLUTION.

NOTE: DO NOT use fertilizer solutions in the state of California.

ADJUVANTS

CROP OIL CONCENTRATE: A petroleum or vegetable seed based oil concentrate may be used. Use methylated seed oils are when weeds are under moisture or temperature stress. Use methylated seed oils at the rate of 1.0% v/v (1 gal. per 100 gals. of spray solution), or use a crop oil concentrate at 1.25% v/v (1.25 gals. per 100 gals. of spray solution). **DO NOT** include a CROP OIL CONCENTRATE when applying **Sharda Imazethapyr 2** to edible legume vegetable crops.

OR

SURFACTANTS: Use a non-ionic surfactant containing at least 80% active ingredient. Apply the surfactant at the rate of 0.25% v/v (1 quart per 100 gals. of spray solution). An organosilicone surfactant or dry surfactant may be used in place of a non-ionic surfactant.

AND

(All States Except California)

FERTILIZER SOLUTION

Acceptable nitrogen-based fertilizers include liquid fertilizers (including 28%N, 32%N, or 10-34-0) may be applied at the rate of 1.25 to 2.5 gals. per 100 gals. of spray solution. Use the higher rate within the specified rate range when weeds are under moisture or temperature stress. Instead of a liquid fertilizer, use spray grade ammonium sulfate at the rate of 12 – 15 lbs. per 100 gals. of spray solution.

NOTE: Fertilizer solution is not required in **Sharda Imazethapyr 2** applications in use areas south of interstate highway 40, except in the states of Texas, New Mexico and Oklahoma.

Fill the spray tank one-half full with clean water. Use a calibrated measuring device to measure the required amount of **Sharda Imazethapyr 2**. Add **Sharda Imazethapyr 2** to the spray tank while agitating. Add adjuvants and fill the remainder of the tank with water.

TANK-MIX COMBINATIONS WITH OTHER HERBICIDES

If other herbicides are tank-mixed with **Sharda Imazethapyr 2**, while agitating, add components in the following order:

1. Fill spray tank 1/2 full with clean water.
2. Add soluble packet products and thoroughly mix.
3. Add WP (wetable powder), DG (dispersible granule), DF (dry flowable) or liquid flowable formulations not in soluble packets.
4. Add **Sharda Imazethapyr 2** and thoroughly mix.
5. Add other aqueous solution products.
6. Add EC (emulsifiable concentrate) products.
7. Add surfactant or crop oil to the spray tank.
8. Add liquid fertilizer.
9. While agitating, fill the remainder of the tank with water.

To avoid injury to sensitive crops, spray equipment used for **Sharda Imazethapyr 2** applications must be drained and thoroughly cleaned with water before being used to apply other products.

When **Sharda Imazethapyr 2** is used in combination with another herbicide, refer to the respective label for rates, methods of application, proper timing, weeds controlled, restrictions and precautions. Always use in accordance with the more restrictive label restrictions and precautions. **DO NOT** exceed label dosages. **Sharda Imazethapyr 2** cannot be mixed with any product containing a label prohibiting such mixtures.

SPRAYING INSTRUCTIONS

DO NOT apply when wind velocity is greater than 10 mph, or when spray may be carried to sensitive crops. Sensitive crops include, but are not limited to, leafy vegetables and sugar beets.

GROUND APPLICATIONS

Uniformly apply with properly calibrated ground equipment in 10 or more gals. of water per acre. Apply with a spray pressure of 20 to 40 PSI.

To ensure thorough coverage, use a minimum of 20 gals. of water per acre when applying **Sharda Imazethapyr 2** to minimum or no-till crops. Use higher gallonage for fields with dense vegetation or heavy crop residues. Adjust the boom height to ensure proper coverage of weed foliage (according to the manufacturer's directions). Use only flat-fan nozzle tips for post-emergence applications.

Avoid overlaps when spraying.

Sharda Imazethapyr 2 APPLICATIONS WITH A LOW-VOLUME SPRAYER

Sharda Imazethapyr 2 may be applied to soybeans with a low-volume (Spra-Coupe® type) sprayer. When applying **Sharda Imazethapyr 2** with a low-volume sprayer, spray the weeds before they reach the maximum size listed in this label. Adequate control of weeds is dependent upon good spray coverage of the weeds. The sprayer must be calibrated to deliver the specified spray volume and pressure to ensure adequate spray coverage of the weeds.

When applying **Sharda Imazethapyr 2** with a low-volume sprayer, apply a minimum of 10 gals. per acre of spray solution with a nozzle pressure between 40 – 60 PSI for optimum coverage. When spraying combinations including dicamba-containing products on imidazolinone-resistant corn, **DO NOT** exceed 40 PSI sprayer pressure.

AERIAL APPLICATIONS

Sharda Imazethapyr 2 may be applied by air to crops listed in this label unless otherwise noted.

Uniformly apply with properly calibrated aerial equipment in 5 or more gals. of water per acre. When applied POST-EMERGENCE, the addition of a non-ionic surfactant AND fertilizer solution are required for optimum weed control. Apply a non-ionic surfactant at the rate of 1 quart per 100 gals. of spray solution OR a crop oil concentrate at the rate of 1.25 gals. per 100 gals. of spray solution AND a liquid fertilizer at the rate of 1.25 gals. per 100 gals. of spray solution. (See instructions under **APPLICATION INFORMATION – POST-EMERGENCE**).

RESISTANCE MANAGEMENT

Sharda Imazethapyr 2 contains imazethapyr and is classified as a Group 2 herbicide respectively. Herbicide resistance is defined as the inherited ability of a plant to survive and reproduce following exposure to a dose of herbicide normally lethal to the wild type. In a plant, resistance may be naturally occurring or induced by such techniques as genetic engineering or selection of variants produced by tissue culture or mutagenesis. Any weed population may contain or develop plants that are naturally resistant to **Sharda Imazethapyr 2** and other Group 2 herbicides. Weed species with acquired resistance to Group 2 herbicides may eventually dominate the weed population if Group 2 herbicides are used repeatedly in the same field or in successive years as the primary method of control for targeted species. This may result in partial or total loss of control of those species by **Sharda Imazethapyr 2** or other Group 2 herbicides.

To delay herbicide resistance, consider the below best practices for resistance management:

- Plant into weed-free fields and keep fields as weed-free as possible.
- To the extent possible, use a diversified approach toward weed management. Whenever possible, incorporate multiple weed-control practices such as mechanical cultivation, biological management practices, and crop rotation.
- Fields with difficult to control weeds should be rotated to crops that allow the use of herbicides with alternative mechanisms of action or different management practices.
- To the extent possible, **DO NOT** allow weed escapes to produce seeds, roots or tubers. Manage weed seeds at harvest and post-harvest to prevent a buildup of the weed seed-bank.
- Prevent field-to-field and within-field movement of weed seed or vegetative propagules. Thoroughly clean plant residues from equipment before leaving fields.
- Prevent an influx of weeds into the field by managing field borders.
- Identify weeds present in the field through scouting and field history and understand their biology. The weed-control program should consider all of the weeds present.
- Difficult to control weeds may require sequential applications of herbicides with differing mechanisms of action.
- Apply this herbicide at the correct timing and rate needed to control the most difficult weed in the field.
- Use a broad-spectrum soil-applied herbicide with a mechanism of action that differs from this product as a foundation in a weed-control program. **DO NOT** use more than two applications of this or any other herbicide with the same mechanism of action within a single growing season unless mixed with an herbicide with another mechanism of action with an overlapping spectrum for the difficult-to-control weeds.
- If resistance is suspected, treat weed escapes with an herbicide with a different MOA or use non-chemical methods to remove escapes.
- Monitor treated weed populations for loss of field efficacy.
- Scout field(s) before and after application.
- Report lack of performance to registrant or their representative.
- Indicators of possible herbicide resistance include: (1) failure to control a weed species normally controlled by the herbicide at the dose applied, especially if control is achieved on adjacent weeds; (2) a spreading patch of non-controlled plants of a particular weed species; (3) surviving plants mixed with controlled individuals of the same species.
- Contact your local sales representative, extension agent, or certified crop advisors to find out if suspected resistant weeds to this MOA have been found in your region. If resistant biotypes of target weeds have been reported, use the application rates of this product specified for your local conditions. Tank mix products so that there are multiple effective mechanisms of action for each target weed.

MANDATORY SPRAY DRIFT

Aerial Applications:

- **DO NOT** release spray at a height greater than 10 ft above the ground or vegetative canopy, unless a greater application height is necessary for pilot safety.
- For applications prior to the emergence of crops and target weeds, applicators are required to use a coarse or coarser droplet size (ASABE S572.1).
- For all other applications, applicators are required to use a medium or coarser droplet size (ASABE S572.1).
- Applicators must use ½ swath displacement upwind at the downwind edge of the field.
- **DO NOT** apply when wind speeds exceed 15 mph at the application site. If the windspeed is greater than 10 mph, the boom length must be 65% or less of the wingspan for fixed wing aircraft and 75% or less of the rotor diameter for helicopters. Otherwise, the boom length must be 75% or less of the wingspan for fixed-wing aircraft and 90% or less of the rotor diameter for helicopters.
- **DO NOT** apply during temperature inversions.

Ground Boom Applications:

- User must only apply with the release height recommended by the manufacturer, but no more than 3 feet above the ground or crop canopy unless making a turf, pasture, or rangeland application, in which case applicators may apply with a nozzle height no more than 4 feet above the ground.
- For applications prior to the emergence of crops and target weeds, applicators are required to use a coarse or coarser droplet size (ASABE S572.1).
- For all other applications, applicators are required to use a medium or coarser droplet size (ASABE S572.1).
- **DO NOT** apply when wind speeds exceed 15 miles per hour at the application site.
- **DO NOT** apply during temperature inversions.

Boomless Ground Applications:

- Applicators are required to use a medium or coarser droplet size (ASABE S572.1) for all applications.
- **DO NOT** apply when wind speeds exceed 15 miles per hour at the application site.
- **DO NOT** apply during temperature inversions.

SPRAY DRIFT ADVISORIES

THE APPLICATOR IS RESPONSIBLE FOR AVOIDING OFF-SITE SPRAY DRIFT. BE AWARE OF NEARBY NON-TARGET SITES AND ENVIRONMENTAL CONDITIONS.

IMPORTANCE OF DROPLET SIZE

An effective way to reduce spray drift is to apply large droplets. Use the largest droplets that provide target pest control. While applying larger droplets will reduce spray drift, the potential for drift will be greater if applications are made improperly or under unfavorable environmental conditions.

Controlling Droplet Size – Ground Boom

- Volume - Increasing the spray volume so that larger droplets are produced will reduce spray drift. Use the highest practical spray volume for the application. If a greater spray volume is needed, consider using a nozzle with a higher flow rate.
- Pressure - Use the lowest spray pressure recommended for the nozzle to produce the target spray volume and droplet size.
- Spray Nozzle - Use a spray nozzle that is designed for the intended application. Consider using nozzles designed to reduce drift.

Controlling Droplet Size – Aircraft

- Adjust Nozzles - Follow nozzle manufacturers' recommendations for setting up nozzles. Generally, to reduce fine droplets, nozzles should be oriented parallel with the airflow in flight.

BOOM HEIGHT – Ground Boom

For ground equipment, the boom should remain level with the crop and have minimal bounce.

RELEASE HEIGHT - Aircraft

Higher release heights increase the potential for spray drift.

SHIELDED SPRAYERS

Shielding the boom or individual nozzles can reduce spray drift. Consider using shielded sprayers. Verify that the shields are not interfering with the uniform deposition of the spray on the target area.

TEMPERATURE AND HUMIDITY

When making applications in hot and dry conditions, use larger droplets to reduce effects of evaporation.

TEMPERATURE INVERSIONS

Drift potential is high during a temperature inversion. Temperature inversions are characterized by increasing temperature with altitude and are common on nights with limited cloud cover and light to no wind. The presence of an inversion can be indicated by ground fog or by the movement of smoke from a ground source or an aircraft smoke generator. Smoke that layers and moves laterally in a concentrated cloud (under low wind conditions) indicates an inversion, while smoke that moves upward and rapidly dissipates indicates good vertical air mixing. Avoid applications during temperature inversions.

WIND

Drift potential generally increases with wind speed. AVOID APPLICATIONS DURING GUSTY WIND CONDITIONS.

- Applicators need to be familiar with local wind patterns and terrain that could affect spray drift.

Boom-less Ground Applications:

- Setting nozzles at the lowest effective height will help to reduce the potential for spray drift.

APPLICATION INFORMATION

POST-EMERGENCE

Sharda Imazethapyr 2 is effective in controlling weeds in conservation tillage as well as in conventional production systems. Apply **Sharda Imazethapyr 2** as an early post-emergence treatment when weeds are actively growing and before they exceed a height of 3 inches, unless otherwise indicated. Delay application until the majority of the weeds are at the specified growth stage. Base application timing on weed size and not crop growth stage. Apply **Sharda Imazethapyr 2** to crops and weeds that are actively growing.

An adjuvant (either a crop oil concentrate or a surfactant) and a nitrogen-based fertilizer must be added to the spray solution for optimum weed control activity. See the **ADJUVANTS** section under **MIXING INSTRUCTIONS** for specific instructions.

When **Sharda Imazethapyr 2** is applied post-emergence, absorption will occur through both the roots and foliage. Susceptible weeds stop growing and either die or are not competitive with the crop. **Sharda Imazethapyr 2** not only controls many existing broadleaf and grass weeds when applied post-emergence, it also provides control of susceptible weeds that may emerge after application.

For maximum weed control, cultivate 7 – 10 days following a post-emergence **Sharda Imazethapyr 2** application. This timely cultivation will enhance residual weed control, especially under dry conditions.

Apply **Sharda Imazethapyr 2** a minimum of one hour before rainfall or overhead irrigation.

Unusually cool temperatures (50°F or less) reduce photosynthesis and transpiration and thus reduce uptake, translocation, and efficacy of **Sharda Imazethapyr 2** in weeds. Delaying a **Sharda Imazethapyr 2** application for 48 hours from the time the temperature increases above 50°F, if air temperature has been below 50°F for 10 hours or more hours, will improve weed control and reduce crop response.

NO-TILL/MINIMUM TILLAGE AND DOUBLE CROP SOYBEANS

Sharda Imazethapyr 2 controls existing weeds and provides residual control of most weeds when applied early post-emergence to imidazolinone-resistant corn or soybeans in no-till or minimum tillage and double crop soybean production systems. The application may be applied either before or after emergence of the crop. (Refer to the **WEEDS CONTROLLED POST-EMERGENCE** chart for weeds controlled and specified weed size).

If **Sharda Imazethapyr 2** is applied prior to emergence of the crop, and weeds exceed the specified size, add a contact herbicide to **Sharda Imazethapyr 2** to enhance control. (See instructions for **NO-TILL OR REDUCED TILLAGE** under the **PRE-EMERGENCE** section of this label).

SOIL APPLICATIONS

Sharda Imazethapyr 2 provides effective weed control in conservation tillage systems designed to meet conservation compliance requirements. **Sharda Imazethapyr 2** can be applied as an early pre-plant, pre-plant incorporated, or pre-emergence treatment in soybeans. It can also be applied in conventional, minimum tillage and no-till production systems. The application method of choice will depend on the anticipated weed spectrum and the preference of the applicator.

Adequate soil moisture is required for optimum activity. Rainfall or overhead irrigation is necessary to move **Sharda Imazethapyr 2** into the weed germination zone. The amount of rainfall or irrigation required following application depends on existing soil moisture, soil texture and organic matter content. Sufficient water to moisten the soil to a depth of 2 inches is normally adequate. If adequate moisture is not received within 7 days after treatment, cultivate to control escaped weeds. When adequate moisture is received after dry conditions, **Sharda Imazethapyr 2** will provide residual control of susceptible germinating weeds; activity on established weeds will depend on the weed species and the location of its root system in the soil.

Sharda Imazethapyr 2 controls weeds by uptake by weed roots and translocation to the growing points where it stops weed growth. Susceptible weeds may emerge, growth will stop and the weeds will either die or are not competitive with the crop.

SOIL APPLICATIONS WITH LIQUID FERTILIZERS

Sharda Imazethapyr 2 can be applied to the soil in liquid fertilizers, alone or in combination with pendimethalin, or dimethenamide-P to soybeans or imidazolinone-resistant corn. Mixtures including trifluralin may be applied to soybeans only. Follow all **Sharda Imazethapyr 2** label instructions regarding incorporation, timing of application, special instructions, restrictions and precautions. Apply treatments in 20 or more gals. of liquid fertilizer per acre with ground equipment. Always test the compatibility of **Sharda Imazethapyr 2** with the liquid fertilizer before mixing in the spray tank.

PRE-EMERGENCE (SURFACE APPLICATIONS)

Sharda Imazethapyr 2 offers flexibility in that it can be utilized in all production tillage systems. It can be applied prior to planting (up to 45 days prior to planting); at planting in conventional, reduced tillage or no-till production systems; or after planting and before crop emergence.

NO-TILL OR REDUCED TILLAGE

Apply **Sharda Imazethapyr 2** treatments before, during or after planting. To ensure thorough coverage, use a minimum of 20 gals. of water per acre. Use higher gallonage for fields with dense vegetation or heavy crop residues.

For maximum grass control, tank-mix **Sharda Imazethapyr 2** with pendimethalin, or dimethenamide-P. To kill existing vegetation, paraquat dichloride, flufenacet, glyphosate or 2,4-D (early pre-plant – see 2,4-D label for limitations) may be tank-mixed with **Sharda Imazethapyr 2** alone or in combination with pendimethalin, or dimethenamide-P. Delete paraquat dichloride, flufenacet, glyphosate or 2,4-D from the tank-mixture if vegetation is absent at the time of application.

NOTE: Adjust planters to ensure adequate soil coverage of seed.

PRE-PLANT INCORPORATED APPLICATIONS

Sharda Imazethapyr 2 may be applied following land preparation and must be thoroughly incorporated to a depth of 1 to 2 inches. If crops are planted on beds, apply and incorporate after bed formation using PTO-driven equipment or a rolling cultivator. Maintain **Sharda Imazethapyr 2** in the surface 1 to 2 inches of the finished beds. Make application up to 45 days prior to planting soybeans.

When **Sharda Imazethapyr 2** is soil applied for control of nutsedge in peanuts, incorporate with two passes of the incorporation implement. Make the second pass at an offset angle to the first pass to minimize the potential for streaking.

**FEDERAL CONSERVATION RESERVE PROGRAM AND AGRICULTURAL RESERVE PROGRAM
LAND SEEDED TO FORAGE LEGUME SPECIES AND PERENNIAL FORAGE GRASSES**

Sharda Imazethapyr 2 is effective in controlling many annual broadleaf and grass weeds in CONSERVATION RESERVE PROGRAMS and AGRICULTURAL RESERVE PROGRAMS (SET-ASIDE) land seeded to forage legume or grass crops. A **Sharda Imazethapyr 2** application may result in temporary reduction in growth of legumes and grasses. Plants overcome temporary effects and become well established due to reduced weed competition.

DO NOT feed or graze legumes or grasses following a **Sharda Imazethapyr 2** application. **DO NOT** cut treated legumes or grasses for hay or forage. **DO NOT** harvest legume seed for livestock feed. **DO NOT** use seed from treated legumes for sprouting. Apply only one application of **Sharda Imazethapyr 2** per year.

COVER CROPS*

LEGUMES:

Apply to forage legumes including alfalfa, Birdsfoot trefoil, clover, crown vetch, kudzu, lespedeza, lupin, milk vetch, sainfoin, trefoil, velvet bean, and vetch.

GRASSES:

Sharda Imazethapyr 2 can be applied to the following grasses: big bluestem, little bluestem, switchgrass, Russian wild rye, intermediate wheatgrass, crested wheatgrass, western wheatgrass, tall wheatgrass, smooth brome, canarygrass, or orchardgrass.

*NOTE: Cover crops may be planted into fields previously treated with **Sharda Imazethapyr 2** for weed control in soybeans. In this case, **DO NOT** make a **Sharda Imazethapyr 2** application to the cover crop until the following spring.

POST-EMERGENCE APPLICATIONS OF SHARDA IMAZETHAPYR 2 TO CRP COVER CROPS

APPLICATION RATE: Apply **Sharda Imazethapyr 2** at 4 fl. oz./Acre (0.063 lb. a.e./A).

APPLICATION TIMING: **Sharda Imazethapyr 2** may be applied post-emergence to seedling legumes (with at least 3 fully expanded trifoliolate leaves) or to established legumes. On established legumes, **Sharda Imazethapyr 2** may be applied in the fall or in the spring before weeds exceed the maximum specified size for control.

DO NOT apply to seeded grasses until they have 4 leaves.

Refer to the **WEEDS CONTROLLED** under the **SOYBEAN** section of this label.

ALFALFA AND CLOVER

DIRECTIONS FOR USE

USE RATE: 3 to 6 oz. per Acre (0.047 – 0.094 lb. a.e./A)

Apply **Sharda Imazethapyr 2** at a broadcast rate of 3 to 6 oz./Acre (0.047 – 0.094 lb. a.e./A) post-emergence only seedling or established alfalfa or clover grown for forage, hay, or seed.

RESTRICTIONS

- **DO NOT** apply more than 6 oz. (0.094 lb. a.e./A) per acre per application.
- **DO NOT** apply more than one application of **Sharda Imazethapyr 2** per acre per year.
- **DO NOT** apply more than 6 oz. (0.094 lb. a.e./A) per acre per year.
- **PHI: DO NOT** graze or harvest alfalfa or clover for 30 days following an application of **Sharda Imazethapyr 2** to alfalfa or clover.
- **DO NOT** apply **Sharda Imazethapyr 2** at more than 4 oz./Acre (0.063 lb. a.e./A) in North Dakota or Minnesota north of highway #210.
- **DO NOT** apply more than 4 oz. (0.063 lb. a.e./A) of product to alfalfa or clover during the last year of the stand.

SEEDLING ALFALFA/CLOVER

Sharda Imazethapyr 2 must be applied post-emergence to seedling alfalfa or clover. Apply **Sharda Imazethapyr 2** when the seedling alfalfa or clover is in the second (2nd) trifoliate stage or larger and when the majority of the weeds are 1 to 3 inches. For low growing weeds (including mustards) apply **Sharda Imazethapyr 2** before the rosette exceeds 3 inches. When **Sharda Imazethapyr 2** is applied to seedling alfalfa or clover, there may be a temporary reduction in growth.

ESTABLISHED ALFALFA/CLOVER

Sharda Imazethapyr 2 can be applied to established alfalfa or clover in the fall, in the spring to dormant, or semi-dormant alfalfa or clover (less than 3 inches of re-growth), or between cuttings. Any application must be made before significant alfalfa or clover growth or re-growth (3 inches) to allow **Sharda Imazethapyr 2** to reach the target weeds.

Replanting: If replanting is necessary in a field previously treated with **Sharda Imazethapyr 2**, **DO NOT** plant alfalfa or clover for 4 months following a **Sharda Imazethapyr 2** application. Refer to the **ROTATIONAL CROP RESTRICTIONS** section on this label for plant-back interval of various crops.

WEEDS CONTROLLED

When applied as directed, **Sharda Imazethapyr 2** will control or reduce competition from the weeds listed below. Refer to the **MIXING INSTRUCTIONS** section for specifications when weeds are at the maximum specified growth stage, or are under stress.

NOTE: R = Reduced Competition

Weeds noted with an “R” will be suppressed by **Sharda Imazethapyr 2**. For best results, apply before the weeds exceed the size indicated in the below table.

BROADLEAF WEEDS CONTROLLED

| Broadleaf Weeds | SHARDA IMAZETHAPYR 2 APPLICATION RATE | | |
|--------------------------------------|---------------------------------------|----------------------------|----------------------------|
| | 3 Oz./A (0.047 lb. a.e./A) | 4 Oz./A (0.063 lb. a.e./A) | 6 Oz./A (0.094 lb. a.e./A) |
| | Maximum Weed Size (Inches) | | |
| Artichoke, Jerusalem | R | 6 | 8 |
| Beets, wild | 4 | 5 | 6 |
| Bedstraw, catchweed | – | 3 | 4 |
| Buckwheat, wild | – | 3 | 4 |
| Chickweed, Common | R | 3 | 4 |
| Mouseear | R | 3 | 3 |
| Cocklebur, common | R | 8 | 8 |
| Cress, hoary | – | R | R |
| Dandelion | – | R | R(5) |
| Dock, broadleaf (seedling) | – | – | R(6) |
| curly (seedling) | – | – | R(6) |
| Dodder | – | – | R* |
| Fiddleneck | – | – | R(4) |
| Filaree, Redstem | – | R | 3 |
| Whitestem | – | R | 3 |
| Fleabane, rough | – | 3 | 3 |
| Flixweed | R | 3 | 4 |
| Goosefoot, nettleleaf | R | 3 | 4 |
| Groundsel, common | – | – | R(3) |
| Henbit | – | R | 3 |
| Jimsonweed | – | 3 | 4 |
| Knotweed, prostrate | – | R | 3 |
| Kochia (non-ALS resistant) | R | 3 | 3 |
| Lambsquarters, common (1 – 2 leaves) | – | R | R(2) |
| Lettuce, miner's | – | 3 | 4 |
| Mallow, Common | – | 3 | 3 |

| | | | |
|-----------------------|---|---|------|
| Little | – | 3 | 3 |
| Marshelder | – | 4 | 6 |
| Morningglory, | | | |
| Entireleaf | – | R | 3 |
| Ivyleaf | – | R | 3 |
| Pitted | – | R | 3 |
| Smallflower | R | 3 | 4 |
| Tall | – | R | 3 |
| Mustards, | | | |
| Tumble | 3 | 3 | 4 |
| Wild | 3 | 3 | 4 |
| Black | 3 | 3 | 4 |
| Nettle, burning | – | 3 | 4 |
| Nightshade, | | | |
| Black | 3 | 3 | 4 |
| Eastern black | 3 | 3 | 4 |
| Hairy | 3 | 3 | 4 |
| Oxtongue, bristly | – | – | R(3) |
| Pennycress, field | 3 | 3 | 4 |
| Pepperweed, | | | |
| field | 3 | 3 | 4 |
| Virginia | R | 3 | 3 |
| Pigweed, | | | |
| Redroot | 4 | 6 | 8 |
| Smooth | 4 | 6 | 8 |
| Spiny | – | 6 | 8 |
| Radish, wild | – | R | 4 |
| Ragweed, | | | |
| Common | – | 2 | 3 |
| Giant | – | 3 | 3 |
| Redmaids | – | 3 | 4 |
| Rocket, | | | |
| London | 3 | 4 | 6 |
| Yellow | R | 3 | 4 |
| Rock purslane, desert | – | – | 3 |
| Shepherd's purse | 3 | 3 | 4 |
| Smartweed, | | | |
| Ladysthumb | R | 3 | 4 |
| Pennsylvania | R | 3 | 4 |
| swamp (seedling) | – | 3 | 4 |
| Spurge | | | |
| prostrate | – | R | 3 |
| spotted | – | R | 3 |
| petty | – | 3 | 4 |
| Spurry, corn | – | 3 | 3 |
| Sunflower, common | R | 4 | 6 |
| Swinecress | – | 3 | 3 |
| Tansymustard, | | | |
| green | 3 | 3 | 4 |
| pinnate | 3 | 3 | 4 |
| Thistle, Russian | R | 3 | 3 |
| Velvetleaf | R | 3 | 4 |
| Wartcress, creeping | – | 2 | 3 |
| Watercress | – | 3 | 3 |
| Willowweed, panicle | – | 3 | 3 |

*For best results in suppressing dodder (*Cuscuta* spp.), apply **Sharda Imazethapyr 2** with crop oil concentrate or methylated seed oil after dodder has emerged but prior to or soon after attachment.

GRASSES AND SEDGES CONTROLLED

| Weeds Controlled* | SHARDA IMAZETHAPYR 2 APPLICATION RATE | |
|-------------------------|---------------------------------------|----------------------------|
| | 4 Oz./A (0.063 lb. a.e./A) | 6 Oz./A (0.094 lb. a.e./A) |
| | Maximum Weed Size (Inches) | |
| Barnyardgrass | R | 3 |
| Bluegrass, annual | – | R(3) |
| Canarygrass, littleseed | R | R(3) |
| Cereals, volunteer | | |
| barley | R | R(4) |
| oats | R | R(4) |
| wheat | R | R(4) |
| Crabgrass, | | |
| large | R | 3 |
| smooth | R | 3 |
| Cupgrass, woolly** | 3 | 3 |
| Foxtail, | | |
| Giant | 6 | 6 |
| Green | 3 | 4 |
| Yellow | 3 | 3 |
| Johnsongrass, | | |
| seedling | 8 | 8 |
| rhizome | R | R(6 – 12) |
| Millet, wild proso | R | 3 |
| Nutsedge, | | |
| yellow | R | R(6) |
| purple | R | R(6) |
| Oats, wild | R | R(4) |
| Rice, red | 3 | 4 |
| Shattercane | 8 | 10 |
| Signalgrass, broadleaf | R | 8 |
| Quackgrass*** | – | R(7) |

***Sharda Imazethapyr 2** is active against many grass species. However, when heavy grass pressure is anticipated, use **Sharda Imazethapyr 2** in a sequential application with a registered post-emergence grass herbicide including sethoxydim for optimum control.

****Sharda Imazethapyr 2** controls emerged woolly cupgrass only.

***Quackgrass will be suppressed only when actively growing and before it exceeds 7 inches in height.

TANK-MIX COMBINATIONS WITH OTHER HERBICIDES

To control weeds not listed on the **Sharda Imazethapyr 2** label, herbicides including bromoxynil octanoate, 2,4-DB, sethoxydim, rimsulfuorn or clethodim may be tank-mixed with **Sharda Imazethapyr 2**. When **Sharda Imazethapyr 2** is used in combination with another herbicide, refer to the respective label for rates, methods of application, proper timing, weeds controlled, restrictions and precautions. Always use in accordance with the more restrictive label restrictions and precautions. **DO NOT** exceed label dosages.

It is the pesticide user's responsibility to ensure that all products are registered for the intended use. Read and follow the applicable restrictions and limitations and directions for use on all product labels involved in tank mixing. Users must follow the most restrictive directions for use and precautionary statements of each product in the tank mixture.

APPLICATION INFORMATION

Sharda Imazethapyr 2 is effective in controlling a broad spectrum of broadleaf and grass weeds. Alfalfa and clover are resistant to post-emergence applications of **Sharda Imazethapyr 2** after the second trifoliate leaf has expanded. Minor height reduction or slight leaf yellowing may occur soon after application.

Apply **Sharda Imazethapyr 2** as an early post-emergence treatment when the weeds are actively growing. Weeds are generally easier to control before they exceed 3 inches in height. Weeds under stress are less susceptible to control in cold or drought stress conditions.

If applied to alfalfa or clover under cool conditions (40°F or less), temporary stunting and yellowing of the crop may occur.

Stand Establishment

Apply **Sharda Imazethapyr 2** after the alfalfa or clover has 2 fully expanded trifoliate leaves. Weeds must not exceed the size listed in the **WEEDS CONTROLLED** tables. **Sharda Imazethapyr 2** may be applied to summer, fall or spring seeded alfalfa or clover.

Inter-seeded Oats

Oats inter-seeded with alfalfa will reduce soil erosion and allow the alfalfa or clover to establish. Oats, however can compete with the alfalfa or clover. An application of **Sharda Imazethapyr 2** will kill or significantly reduce the growth of the oats and allow the alfalfa or clover to establish with minimal erosion or competition from the oats. Apply **Sharda Imazethapyr 2** to the oats when they have 3 to 4 leaves.

ESTABLISHED ALFALFA / CLOVER – DORMANT

Apply **Sharda Imazethapyr 2** to dormant alfalfa or clover in the fall following the last cutting. Apply **Sharda Imazethapyr 2** in the spring to dormant alfalfa or clover, or as alfalfa or clover breaks dormancy. Apply spring treatments prior to excessive alfalfa or clover growth (less than 3 inches), to reduce spray interference.

ESTABLISHED ALFALFA / CLOVER – GROWING

For weed control during the season, apply **Sharda Imazethapyr 2** following alfalfa or clover cutting. Remove the hay from the field and apply **Sharda Imazethapyr 2** prior to excessive alfalfa or clover regrowth.

Perennial Grass Suppression

If perennial grasses (including orchardgrass, fescues, bromes or timothy) are present in an alfalfa or clover stand, **Sharda Imazethapyr 2** will reduce the growth and competitive effect of the grass.

FIELD CORN
(Not for use in California.)

USE DIRECTIONS

Apply **Sharda Imazethapyr 2** at a broadcast rate of 4 fl. oz. per acre (0.063 lbs. ae/A) for all methods of application to imidazolinone-resistant corn: early pre-plant, pre-plant incorporated, pre-emergence, and post-emergence (including minimum- and no-till). At this broadcast rate, 1 gal. of **Sharda Imazethapyr 2** will treat 32 acres of imidazolinone-resistant corn. (Refer to the instructions under the section **APPLICATIONS TO CORN IN NORTH DAKOTA AND MINNESOTA** for applications in North Dakota and Minnesota north of Highway 210.)

RESTRICTIONS:

- **DO NOT** apply more than 4 fl. oz. (0.063 lb. a.e./A) per acre per application.
- **DO NOT** apply more than one application of **Sharda Imazethapyr 2** per year.
- **DO NOT** apply more than 4 fl. oz.(0.063 lb. a.e/A) per acre per year.
- **DO NOT** count cotyledon leaves when determining weed stage of growth.
- For use only on imidazolinone-resistant corn.

Refer to the **PRECAUTIONS AND RESTRICTIONS FOR SPECIFIC CROPS** section for additional instructions.

WEEDS CONTROLLED

When applied as directed, **Sharda Imazethapyr 2** will control or reduce competition from the weeds listed below. Refer to the **MIXING INSTRUCTIONS** section for specifications when weeds are at the maximum advised growth stage or are under stress.

| NOTE: C = Control, R = Reduced Competition | | | |
|--|---------------------|---------------------------|----------------------|
| The number under Maximum Leaf Stage indicates the MAXIMUM number of leaves at which weeds must be sprayed post-emergence. | | | |
| BROADLEAF WEEDS | | | |
| Weeds Controlled | SOIL-APPLIED | POST-EMERGENCE | |
| | | Maximum Leaf Stage | Size (Inches) |
| Alligator Weed | - | 4 | 1 - 3 |
| Anoda, Spurred | C | 2 | 1 - 2 |
| Artichoke, Jerusalem | - | 8 | 6 - 10 |
| Buffalobur | C* | R | 1 - 3 |
| Carpetweed | C | - | - |
| Cocklebur, Common | R | 8 | 1 - 8 |
| Galinsoga | C | - | - |
| Jimsonweed | C* | 4 | 1 - 3 |
| Kochia (Non-ALS Resistant) | C | 4 | 1 - 3 |
| Lambsquarters, Common | C* | R | 1 - 2 |
| Mallow, Venice | R | - | - |
| Marshelder | C | 4 | 1 - 3 |
| Morningglory, Entireleaf | R | 2 | 1 - 2 |
| Ivyleaf | R | 2 | 1 - 2 |
| Pitted | R | 2 | 1 - 2 |

| | | | |
|------------------|----|---|-------|
| Smallflower | C | 4 | 1 - 3 |
| Tall | R | 2 | 1 - 2 |
| Mustard spp. | C | 4 | 1 - 3 |
| Nightshade, | | | |
| Black | C | 4 | 1 - 3 |
| Eastern Black | C | 4 | 1 - 3 |
| Hairy | C | 4 | 1 - 3 |
| Pigweed, | | | |
| Redroot | C | 8 | 1 - 8 |
| Smooth | C | 8 | 1 - 8 |
| Spiny | C | 8 | 1 - 8 |
| Poinsettia, Wild | C | - | - |
| Puncturevine | C | - | - |
| Purslane, Common | C | - | - |
| Pusley, Florida | C | - | - |
| Sida, Prickly | C | - | - |
| Ragweed, | | | |
| Common | R | 4 | 1 - 3 |
| Giant | R | 4 | 1 - 3 |
| Sage, Barnyard | - | R | 1 - 3 |
| Smartweed, | | | |
| Ladysthumb | C | 4 | 1 - 3 |
| Pennsylvania | C | 4 | 1 - 3 |
| Spurge, | | | |
| Prostrate | C | 4 | 1 - 3 |
| Spotted | C | 4 | 1 - 3 |
| Starbur, Bristly | - | 2 | 1 - 2 |
| Sunflower | C* | 4 | 1 - 3 |
| Thistle, Canada | - | R | 1 - 3 |
| Velvetleaf | C* | 4 | 1 - 3 |

GRASS WEEDS¹

| Weeds Controlled ² | SOIL-APPLIED | POST-EMERGENCE | |
|-------------------------------|--------------|--------------------|---------------|
| | | Maximum Leaf Stage | Size (Inches) |
| Barnyardgrass | R | 3 | 1 - 3 |
| Crabgrass, | | | |
| Large | R | 3 | 1 - 3 |
| Smooth | R | 3 | 1 - 3 |
| Cupgrass, Woolly | - | 3 | 1 - 3 |
| Foxtail, | | | |
| Giant | C | 6 | 1 - 6 |
| Green | C | 3 | 1 - 3 |
| Yellow | C | 3 | 1 - 3 |
| Goosegrass | R | - | - |
| Johnsongrass, | | | |
| Seedling | C | 6 | 1 - 8 |
| Rhizome | - | R | 6 - 12 |
| Millet, Wild Proso | R | R | 1 - 3 |
| Panicum, | | | |
| Fall | R | - | - |
| Texas | R | - | - |
| Rice, Red | - | 3 | 1 - 3 |
| Sandbur, Field | R | R | <1 |
| Shattercane | R | 6 | 1 - 8 |
| Signalgrass, Broadleaf | R | 4 | 1 - 8 |
| Sorghum, Alum | R | 6 | 1 - 3 |

SEDGES

| Weeds Controlled ² | SOIL-APPLIED | POST-EMERGENCE | |
|-------------------------------|--------------|--------------------|---------------|
| | | Maximum Leaf Stage | Size (Inches) |
| Nutsedge, | | | |
| Purple | R | R | 1 - 3 |
| Yellow | R | R | 1 - 3 |

*When **Sharda Imazethapyr 2** is soil-applied, these weeds are more consistently controlled by pre-plant incorporated treatments.

¹Pre-plant incorporated treatments of **Sharda Imazethapyr 2** are more consistent for grass control.

²**Sharda Imazethapyr 2** controls many grass species. However, when heavy grass pressure is anticipated, a soil-applied grass herbicide underlay (including pendimethalin or dimethenamid-p) is advised for optimum control. **DO NOT** incorporate pendimethalin; apply pre-emergence or early post-emergence only. **Sharda Imazethapyr 2** may also be used in sequential programs with registered burndown herbicides and/or soil-applied atrazine-containing products.

**TANK-MIXTURE HERBICIDE COMBINATIONS WITH SHARDA IMAZETHAPYR 2
(Post-Emergence)**

| | | | | |
|---------------------------|------------------------|--|---------------|----------------|
| Nicosulfuron ¹ | Dicamba ^{2,4} | Octanoic acid ester of bromoxynil ^{2,3} | Metolachlor | Dimethenamid-P |
| Atrazine ^{2,3} | Bentazon ² | Atrazine + Dicamba ² | Pendimethalin | |

¹If nicosulfuron is used in combination with **Sharda Imazethapyr 2** on corn containing the imidazolinone-resistant trait, any registered soil insecticide applications may be used.

²In some cases the grass activity of **Sharda Imazethapyr 2** will be reduced when used in combination with atrazine, octanoic acid ester of bromoxynil, dicamba, bentazon, or mixtures of these.

³Some corn leaf burn may result with octanoic acid ester of bromoxynil or atrazine post-emergence combinations with **Sharda Imazethapyr 2**.

⁴Applications of dicamba to corn during periods of rapid growth may result in temporary leaning.

RESTRICTIONS:

- **DO NOT** use crop oil concentrates as adjuvants in **Sharda Imazethapyr 2** combinations with octanoic acid ester of bromoxynil.
- **DO NOT** use terbufos in-furrow with imidazolinone-resistant corn.
- If **Sharda Imazethapyr 2** plus nicosulfuron tank-mixes are used on imidazolinone-resistant corn, **DO NOT** use terbufos. Other registered organophosphate insecticides including terbufos (banded applications only) or phorate or other registered carbamate or pyrethroid insecticides may be used when **Sharda Imazethapyr 2** plus nicosulfuron tank mixes are applied to imidazolinone-resistant corn.

Sharda Imazethapyr 2 is active against many broadleaf and grass species. However, for long term weed management, alternate mode of action herbicides are advised with **Sharda Imazethapyr 2**. The application of a soil-applied grass herbicide underlay will control grass weeds not on the **Sharda Imazethapyr 2** label and enhance the control of certain broadleaf weeds including common lambsquarters.

It is the pesticide user's responsibility to ensure that all products are registered for the intended use. Read and follow the applicable restrictions and limitations and directions for use on all product labels involved in tank mixing. Users must follow the most restrictive directions for use and precautionary statements of each product in the tank mixture.

**APPLICATIONS TO IMIDAZOLINONE-RESISTANT CORN IN NORTH DAKOTA AND MINNESOTA
(North of Highway 210)**

Apply **Sharda Imazethapyr 2** at 3 fl. oz. per acre (0.047 lb. a.e./A) post-emergence only.

| Weeds Controlled | POST-EMERGENCE | |
|----------------------------|--------------------|---------------|
| | Maximum Leaf Stage | Size (Inches) |
| Kochia (Non-ALS Resistant) | 4 | 1 - 3 |
| Mustard spp. | 4 | 1 - 3 |
| Nightshade, | | |
| Black | 4 | 1 - 3 |
| Eastern Black | 4 | 1 - 3 |
| Hairy | 4 | 1 - 3 |
| Oats, Wild* | 3 | 1 - 4 |
| Pigweed, Redroot | 4 | 1 - 4 |

* **Sharda Imazethapyr 2** will reduce competition from wild oats.

**NAVY, GREAT NORTHERN, RED KIDNEY, BLACK TURTLE, CRANBERRY, PINTO, LIMA, AND SMALL WHITE TYPE DRY BEANS,
ADZUKI, LENTILS, WHITE LUPINS, CHICKPEAS (GARBANZO BEANS), DRY EDIBLE PEAS, ENGLISH AND SOUTHERN PEAS**

DIRECTIONS FOR USE in the states east of and including: North Dakota, South Dakota, Wyoming, Colorado, and New Mexico (except the states east of and including: Vermont, Massachusetts, and Connecticut). Refer to map for geographical use area.



Use only non-ionic surfactants as a spray additive for post-emergence applications.

RESTRICTIONS:

- **DO NOT** apply more than 4 oz. (0.063 lb. a.e./A) per acre per application
- **DO NOT** make more than one application of **Sharda Imazethapyr 2** per year.

- **DO NOT** apply more than 4 oz. (0.063 lb. a.e./A) per acre per year.
- **PHI:** Allow at least 30 days between application and harvest of succulent lima beans, English peas, and Southern peas. Allow at least 60 days between application and harvest of dry edible peas, lentils, chickpeas, and other dry bean or pea types listed on this label.
- **DO NOT** use crop oils, methylated seed oils, or petroleum oils.
- **DO NOT APPLY SHARDA IMAZETHAPYR 2** POST-EMERGENCE BEFORE CROP HAS AT LEAST ONE TRIFOLIATE LEAF OR PEAS ARE AT LEAST THREE INCHES IN HEIGHT OR CROP INJURY (REDUCED CROP GROWTH AND/OR DELAYED MATURITY) MAY RESULT.
- **DO NOT APPLY SHARDA IMAZETHAPYR 2** POST-EMERGENCE TO LIMA BEANS, LENTILS, WHITE LUPINS, OR CHICKPEAS.
- **DO NOT** apply to Domino variety black turtle beans.
- **DO NOT** apply this product through any type of irrigation system.

Pinto varieties UI-1 1 1 and Olathe are more sensitive to **Sharda Imazethapyr 2** than other varieties.

APPLICATION INSTRUCTIONS

NAVY, GREAT NORTHERN, RED KIDNEY, BLACK TURTLE, CRANBERRY, PINTO, AND SMALL WHITE DRY BEANS, ADZUKI, DRY EDIBLE PEAS, ENGLISH AND SOUTHERN PEAS

In Michigan or the Delaware, Maryland, and Virginia (Delmarva) peninsula: **DO NOT** apply more than 2 oz. (0.031 lb. a.e./A) of **Sharda Imazethapyr 2** to sands or loamy sand soils.

In North Dakota or north of Highway 210 in Minnesota: **DO NOT** apply more than 2 oz. (0.031 lb. a.e./A) of **Sharda Imazethapyr 2**.

Pre-Plant Incorporated Applications:

Apply **Sharda Imazethapyr 2** at the broadcast rate of up to 3 oz./Acre (0.047 lb. a.e./A) to dry beans (navy, great northern, red kidney, black turtle, cranberry, pinto and small white type dry beans, and adzuki), dry edible peas, and English peas, or up to 4 oz./Acre (0.063 lb. a.e./A) for southern peas only, within 1 week before planting. Applied pre-plant incorporated, **Sharda Imazethapyr 2** may be tank-mixed with a registered grass herbicide.

Pre-Emergence Applications:

Apply **Sharda Imazethapyr 2** at the broadcast rate of up to 3 oz./Acre (0.047 lb. a.e./A) to dry beans, dry edible peas and English peas, or up to 4 oz./Acre (0.063 lb. a.e./A) for southern peas only, immediately after, or up to 3 days after planting. **Sharda Imazethapyr 2** may be applied in a tank-mix with a registered grass herbicide or applied pre-emergence following a pre-plant incorporated application of a registered grass herbicide.

Early Post-Emergence Applications:

Apply **Sharda Imazethapyr 2** at the broadcast rate of up to 3 oz./Acre (0.047 lb. a.e./A) to dry beans, dry edible peas, and English peas, or up to 4 oz./Acre (0.063 lb. a.e./A) for southern peas only. Apply to dry beans with at least one fully expanded trifoliolate leaf. Apply to dry edible peas, English peas, and southern peas at least 3 inches in height but prior to 5 nodes and before flowering. The use of trifluralin prior to **Sharda Imazethapyr 2** application may increase the likelihood and severity of crop injury. A non-ionic surfactant must be added to the spray solution. The non-ionic surfactant must contain at least 80% active ingredient and must be used at a rate of 2 pts. per 100 gals. of spray mixture.

sodium bentazon may be tank-mixed with **Sharda Imazethapyr 2** to control weeds not listed on the **Sharda Imazethapyr 2** label. Addition of sodium bentazon may also cause antagonism, thereby reducing control of grass weeds. Nitrogen-based fertilizer may be included as a spray additive ONLY when **Sharda Imazethapyr 2** is tank-mixed with sodium bentazon. Refer to the label for proper application rates and restrictions. Always use in accordance with the more restrictive label restrictions and precautions.

LIMA BEANS, CHICKPEAS (GARBANZOS), LENTILS, AND WHITE LUPINS

DO NOT apply **Sharda Imazethapyr 2** to white lupins grown on sand or loamy sand soils.

In Michigan or the Delaware, Maryland, and Virginia (Delmarva) peninsula: **DO NOT** apply more than 2 oz. (0.031 lb. a.e./A) of **Sharda Imazethapyr 2** to sands or loamy sand soils.

In North Dakota or north of Highway 210 in Minnesota: **DO NOT** apply more than 2 oz. (0.031 lb. a.e./A) of **Sharda Imazethapyr 2**.

Pre-Plant Incorporated Applications:

Apply **Sharda Imazethapyr 2** at the broadcast rate of up to 3 oz./Acre (0.047 lb. a.e./A) within 1 week before planting. Applied pre-plant incorporated, **Sharda Imazethapyr 2** may be tank-mixed with a registered grass herbicide.

Pre-Emergence Applications:

Apply **Sharda Imazethapyr 2** at the broadcast rate of up to 3 oz./Acre (0.47 lb. a.e./A) immediately after or up to 3 days after planting. **Sharda Imazethapyr 2** may be applied in a tank-mix with a registered grass herbicide or applied pre-emergence following a pre-plant incorporated application of a registered grass herbicide.

WEEDS CONTROLLED

Sharda Imazethapyr 2 applied at the broadcast rate of 2 oz./Acre (0.031 lb. a.e./A) pre-plant incorporated, pre-emergence, or early post-emergence will control:

| |
|----------------------------|
| Mustard, wild |
| Nightshade, black* |
| Nightshade, Eastern black* |
| *suppression only |

Sharda Imazethapyr 2 applied at the broadcast rate of 3 oz./Acre (0.047 lb. a.e./A) pre-plant incorporated, pre-emergence, or early post-emergence will control:

| |
|---------------------------|
| Mustard, wild |
| Nightshade, black |
| Nightshade, Eastern black |
| Nightshade, hairy |
| Pigweed, redroot |

Post-emergence applications of 3 oz./Acre (0.047 lb. a.e./A) must be made to weeds less than 2 inches tall for best results.

When applied as directed at the broadcast rate of 4 oz./Acre (0.063 lb. a.e./A) (for southern peas only), **Sharda Imazethapyr 2** will control or reduce competition from the weeds listed below:

NOTE: C = Control, R = Reduced Competition

The number under **Maximum Leaf Stage** indicates the MAXIMUM number of leaves at which weeds must be sprayed post-emergence.

BROADLEAF WEEDS CONTROLLED

| Broadleaf Weeds | SOIL APPLIED | POST-EMERGENCE | |
|-----------------------------|--------------|--------------------|---------------|
| | | Maximum Leaf Stage | Size (inches) |
| Anoda, spurred | C | 2 | 1 – 2 |
| Artichoke, Jerusalem | – | 8 | 6 – 10 |
| Bristly starbur | – | 2 | 1 – 2 |
| Buffalobur | C* | – | – |
| Carpetweed | C | – | – |
| Cocklebur, common | C* | 8 | 1 – 8 |
| Galinsoga | C | – | – |
| Jimsonweed | C** | 4 | 1 – 3 |
| Kochia (non-ALS resistant) | C | 4 | 1 – 3 |
| Lambsquarters, common | C** | R | 1 – 2 |
| Mallow, Venice | R | 2 | 1 – 2 |
| Morningglory, entireleaf | R | 2 | 1 – 2 |
| ivyleaf | R | 2 | 1 – 2 |
| pitted | R | 2 | 1 – 2 |
| smallflower | C | 4 | 1 – 3 |
| tall | R | 2 | 1 – 2 |
| Mustard sp. | C | 4 | 1 – 3 |
| Nightshade, black | C | 4 | 1 – 3 |
| Eastern black | C | 4 | 1 – 3 |
| hairy | C | 4 | 1 – 3 |
| Pigweed, redroot | C | 4 | 1 – 4 |
| smooth | C | 4 | 1 – 4 |
| spiny | C | 4 | 1 – 4 |
| Poinsettia, wild | C | – | – |
| Puncturevine | C | – | – |
| Purslane, common | C | – | – |
| Pusley, Florida | C | – | – |

| | | | |
|--------------------------|-----|---|-------|
| Ragweed, common | R | 4 | 1 – 3 |
| giant | R | 4 | 1 – 3 |
| Sage, barnyard | – | R | 1 – 3 |
| Sida, prickly | C** | – | – |
| Smartweed, Ladysthumb | C | 4 | 1 – 3 |
| Pennsylvania | C | 4 | 1 – 3 |
| Spurge, prostrate | C | 4 | 1 – 3 |
| spotted | C | 4 | 1 – 3 |
| Sunflower, common | C** | 4 | 1 – 3 |
| Thistle, Canada | – | R | 1 – 3 |
| Velvetleaf | C** | 4 | 1 – 3 |

*Use soil applications for light to moderate infestations only. Must be pre-plant incorporated for best results.

**When soil applied, common lambsquarters, jimsonweed, prickly sida, velvetleaf, and common sunflower are more consistently controlled by pre-plant incorporated treatments.

GRASS WEEDS CONTROLLED*

| Grass Weeds | SOIL APPLIED | POST-EMERGENCE | |
|---|--------------|--------------------|---------------|
| | | Maximum Leaf Stage | Size (inches) |
| Barnyardgrass | R | 3 | 1 – 3 |
| Crabgrass, large smooth | R | 3 | 1 – 3 |
| | R | 3 | 1 – 3 |
| Cupgrass, woolly | – | 3** | 1 – 3 |
| Foxtail, giant green robust purple robust white yellow | C | 6 | 1 – 6 |
| | C | 3 | 1 – 3 |
| | C | 3 | 1 – 3 |
| | C | 3 | 1 – 3 |
| | C | 3 | 1 – 3 |
| Goosegrass | R | – | – |
| Johnsongrass, seedling rhizome | C | 6 | 1 – 8 |
| | – | R | 1 – 8 |
| Panicum, fall Texas | R | – | – |
| | R | – | – |
| Red rice | – | 3 | 1 – 3 |
| Shattercane | R | 6 | 1 – 8 |
| Signalgrass, broadleaf | R | 4 | 1 – 8 |

*When soil applied to grasses, more consistent control can be obtained from pre-plant incorporated treatments.

**Sharda Imazethapyr 2 controls emerged woolly cupgrass only.

SEDGES CONTROLLED

| Weeds Controlled | SOIL APPLIED | POST-EMERGENCE | |
|-------------------------------|--------------|--------------------|---------------|
| | | Maximum Leaf Stage | Size (inches) |
| Nutsedge, purple yellow | R | R | 1 – 3 |
| | R | R | – |

DO NOT count cotyledon leaves when determining weed stage of growth.

Refer to the **RESTRICTIONS** section for additional instructions.

RED KIDNEY BEANS**DIRECTIONS FOR USE** in the state of California.**RESTRICTIONS:**

- **DO NOT** apply more than 3 oz. (0.047 lb. a.e./A) per acre per application.
- **DO NOT** make more than one application of **Sharda Imazethapyr 2** per year.
- **DO NOT** apply more than 3 oz. (0.047 lb a.e./A) per acre per year.
- **PHI:** Allow at least 60 days between application and harvest.
- **DO NOT** apply by aerial application.
- **DO NOT** apply **Sharda Imazethapyr 2** post-emergence when the crop and weeds have been subjected to stress conditions including temperature or moisture extremes.
- **DO NOT** APPLY **SHARDA IMAZETHAPYR 2** POST-EMERGENCE BEFORE CROP HAS AT LEAST ONE TRUE LEAF OR CROP INJURY (REDUCED CROP GROWTH AND/OR DELAYED MATURITY) MAY RESULT.

APPLICATION RATE AND TIMING**Post-Emergence Applications:**

Apply **Sharda Imazethapyr 2** at the rate of 3 oz./Acre (0.047 lb. a.e./A). A non-ionic surfactant must be added to the spray solution. The non-ionic surfactant must contain at least 80% active ingredient and used at a rate of 2 pts. per 100 gals. of spray mixture.

Apply **Sharda Imazethapyr 2** when weeds are actively growing and red kidney beans have at least 1 fully expanded trifoliolate leaf.

For maximum weed control, cultivate 7 – 10 days following a post-emergence **Sharda Imazethapyr 2** application. This timely cultivation will enhance residual weed control, especially under dry conditions.

WEEDS CONTROLLED

When applied as directed, **Sharda Imazethapyr 2** will control or reduce competition from the weeds listed below. Refer to the **MIXING INSTRUCTIONS** section for instructions when weeds are at the maximum specified growth stage, or are under stress. (The number under **Maximum Leaf Stage** indicates the MAXIMUM number of leaves at which weeds must be sprayed post-emergence.)

| Weeds Controlled | POST-EMERGENCE | |
|----------------------------|--------------------|---------------|
| | Maximum Leaf Stage | Size (inches) |
| Kochia (non-ALS resistant) | 4 | 1 – 3 |
| Mustard, wild | 4 | 1 – 3 |
| Nightshade, black | 4 | 1 – 3 |
| Eastern black | 4 | 1 – 3 |
| hairy | 4 | 1 – 2 |
| Pigweed, redroot | 4 | 1 – 3 |

Refer to the **RESTRICTIONS** section for additional instructions.

SNAP BEANS

DIRECTIONS FOR USE in the states of Alabama, Florida, Georgia, Illinois, Minnesota, Michigan, New Jersey, North Carolina, and Wisconsin.

RESTRICTIONS:

- **DO NOT** apply more than 1.5 oz. (0.023 lb. a.e./A) per acre per application.
- **DO NOT** make more than one application of **Sharda Imazethapyr 2** per year.
- **DO NOT** apply more than 1.5 oz. (0.023 lb. a.e./A) per acre per year.
- **PHI:** Allow at least 30 days between application and harvest.
- **DO NOT** apply by aerial application.
- **DO NOT** apply **Sharda Imazethapyr 2** after July 31st (June 20th in New Jersey).

APPLICATION INSTRUCTIONS**Pre-Plant Incorporated Applications:**

Apply **Sharda Imazethapyr 2** at 1.5 oz./Acre (0.023 lb. a.e./A) within 1 week of planting. Applied pre-plant incorporated, **Sharda Imazethapyr 2** may be tank-mixed with a registered grass herbicide.

Pre-Emergence Applications:

Apply **Sharda Imazethapyr 2** at the broadcast rate of 1.5 oz./Acre (0.023 lb. a.e./A) immediately after, or up to 1 day after planting. **Sharda Imazethapyr 2** may be applied in a tank-mix with a registered grass herbicide or applied pre-emergence following a pre-plant incorporated application of a registered grass herbicide.

WEEDS SUPPRESSED

Sharda Imazethapyr 2 applied at the broadcast rate of 1.5 oz./A (0.023 lb. a.e./A) pre-plant incorporated or pre-emergence will suppress or reduce competition of the following weeds:

| |
|--|
| Common Purslane Eastern Black Nightshade Redroot Pigweed Wild Mustard |
|--|

Refer to the **RESTRICTIONS** section for additional instructions.

SNAP BEANS

DIRECTIONS FOR USE in the states of Arkansas, Missouri, North Carolina, Oklahoma, Texas (counties of Bailey, Castro, Lamb and Parmer only), and New Mexico (counties of Curry and Roosevelt only).

RESTRICTIONS:

- **DO NOT** apply more than 1.5 oz. (0.023 lb. a.e./A) per acre per application.
- **DO NOT** make more than one application of **Sharda Imazethapyr 2** per year.
- **DO NOT** apply more than 1.5 oz. (0.023 lb. a.e./A) per acre per year.
- **PHI:** Allow at least 30 days between application and harvest.
- **DO NOT** apply by aerial application.
- **DO NOT** apply **Sharda Imazethapyr 2** after July 31st.
- **DO NOT** APPLY SHARDA IMAZETHAPYR 2 POST-EMERGENCE BEFORE CROP HAS AT LEAST ONE TRUE LEAF OR CROP INJURY (REDUCED CROP GROWTH AND/OR DELAYED MATURITY) MAY RESULT.

APPLICATION INSTRUCTIONS**Post-Emergence Applications:**

Apply **Sharda Imazethapyr 2** at 1.5 oz./Acre (0.023 lb. a.e./A) in a tank-mix combination with sodium bentazon. A non-ionic surfactant must be added to the spray solution. The non-ionic surfactant must contain at least 80% active ingredient and used at a rate of 2 pts. per 100 gals. of spray mixture.

Refer to the sodium bentazon label for proper application rates and restrictions.

WEEDS SUPPRESSED

Sharda Imazethapyr 2 applied at the broadcast rate of 1.5 oz./A (0.023 lb. a.e./A) post-emergence will suppress or reduce competition of the following weeds:

| |
|---|
| Eastern Black Nightshade Redroot Pigweed |
|---|

Refer to the **RESTRICTIONS** section for additional instructions.

SUCCULENT PEAS, DRY EDIBLE PEAS, LENTILS, CHICKPEAS, AND LIMA BEANS

DIRECTIONS FOR USE in the states of Idaho, Montana, Nevada, Oregon, Utah, and Washington.

RESTRICTIONS:

- **DO NOT** apply more than 3 oz. (0.047 lb. a.e./A) per acre per application.
- **DO NOT** make more than one application of **Sharda Imazethapyr 2** per year.
- **DO NOT** apply more than 3 oz. (0.047 lb. a.e./A) per acre per year.
- **PHI:** Allow at least 30 days between application and harvest for succulent peas and succulent lima beans. Allow at least 60 days between application and harvest for dry edible peas, chickpeas, lentils, and dry lima beans.
- **DO NOT** APPLY SHARDA IMAZETHAPYR 2 POST-EMERGENCE BEFORE CROP HAS AT LEAST ONE TRIFOLIATE LEAF OR PEAS ARE AT LEAST THREE INCHES IN HEIGHT OR CROP INJURY (REDUCED CROP GROWTH AND/OR DELAYED MATURITY) MAY RESULT.
- **DO NOT** APPLY SHARDA IMAZETHAPYR 2 POST-EMERGENCE TO LIMA BEANS, LENTILS, OR CHICKPEAS.

APPLICATION RATE AND TIMING

Pre-Plant Applications for No-Till and Minimum Tillage Systems Only:

Apply **Sharda Imazethapyr 2** at a broadcast rate of 3 oz./Acre (0.047 lb. a.e./A) within 30 days before planting. If incorporated, **DO NOT** incorporate deeper than 3 inches.

In no-till and minimum tillage systems, apply **Sharda Imazethapyr 2** in the fall prior to spring planting. Rainfall is required for incorporation and activation. Unpredictable weed control can be expected since factors including length of time between application and planting as well as uncontrollable weather factors will determine herbicide activity and longevity. Apply **Sharda Imazethapyr 2** in the fall when soil temperature at the 4-inch depth is less than 55°F and before the ground is frozen.

Pre-Plant Incorporated Applications:

Apply **Sharda Imazethapyr 2** at the broadcast rate of 3 oz./Acre (0.047 lb. a.e./A) within 1 week before planting. **DO NOT** incorporate deeper than 3 inches.

Pre-Emergence Applications:

Apply **Sharda Imazethapyr 2** at the broadcast rate of 3 oz./Acre (0.047 lb. a.e./A) after planting, but prior to crop emergence.

Tank mix **Sharda Imazethapyr 2** with metribuzin to assist in the control of lambsquarters or mayweed-chamomile (dogfennel). Refer to the metribuzin label for proper application rates and restrictions.

Post-Emergence Applications (Dry Edible Peas Only):

Apply **Sharda Imazethapyr 2** at 2 oz./Acre(0.031 lb. a.e./A). A non-ionic surfactant must be added to the spray solution. The nonionic surfactant must contain at least 80% active ingredient and used at a rate of 2 pts. per 100 gals. of spray mixture.

Sodium bentazon may be tank-mixed with **Sharda Imazethapyr 2** to control weeds not listed on the **Sharda Imazethapyr 2** label. Addition of sodium bentazon may also cause antagonism, thereby reducing control of grass weeds. Nitrogen-based fertilizer may be included as a spray additive only when **Sharda Imazethapyr 2** is tank-mixed with sodium bentazon. Use liquid fertilizer at 1.25 to 2.5 gals. per 100 gals. of spray solution or ammonium sulfate at the rate of 12 – 15 lbs./100 gals. of spray solution.

WEEDS CONTROLLED

Sharda Imazethapyr 2 applied PPI and/or Pre-emergence at 3 oz./A (0.047 lb. a.e./A) will control:

| Weeds Controlled | Pre-Plant Incorporated | Pre-Emergence |
|----------------------------|------------------------|---------------|
| Buckwheat, wild | C | C |
| Kochia (non-ALS resistant) | C | C |
| Lambsquarters, common | C | – |
| Mustard, wild | C | C |
| Nightshade, black | C | C |
| Eastern black | C | C |
| Hairy | C | C |
| Pigweed, redroot | C | C |
| Shepherd's purse | C | C |
| Thistle, Russian | C | C |

NOTE: C = Control

Sharda Imazethapyr 2 applied post-emergence at the broadcast rate of 2 oz. (0.031 lb. a.e./A) will control:

| |
|---------------------------|
| Black nightshade* |
| Eastern black nightshade* |
| Hairy nightshade* |
| Wild mustard |
| *Suppression only |

Refer to the **RESTRICTIONS** section for additional instructions.

CHICKPEAS

DIRECTIONS FOR USE in the states of Arizona and California.

RESTRICTIONS:

- **DO NOT** apply more than 3 oz. (0.047 lb. a.e./A) per acre per application.
- **DO NOT** make more than one application of **Sharda Imazethapyr 2** per year.
- **DO NOT** apply more than 3 oz. (0.047 lb. a.e./A) per acre per year.

- **PHI:** Allow at least 30 days between application and harvest of succulent chickpeas. Allow at least 60 days between application and harvest of dry chickpeas.

APPLICATION RATE AND TIMING

Pre-Plant Incorporated Applications:

Apply **Sharda Imazethapyr 2** at the broadcast rate of up to 3 oz./Acre (0.047 lb. a.e./A) within 1 week before planting. Applied pre-plant incorporated, **Sharda Imazethapyr 2** may be tank-mixed with a registered grass herbicide.

Pre-Emergence Applications:

Apply **Sharda Imazethapyr 2** at the broadcast rate of up to 3 oz./Acre (0.047 lb. a.e./A) immediately after or up to 3 days after planting. **Sharda Imazethapyr 2** may be applied in a tank-mix with a registered grass herbicide or applied pre-emergence following a pre-plant incorporated application of a registered grass herbicide.

WEEDS CONTROLLED

| Weeds Controlled | Pre-Plant Incorporated | Pre-Emergence |
|----------------------------|------------------------|---------------|
| Buckwheat, wild | C | C |
| Kochia (non-ALS resistant) | C | C |
| Lambsquarters, common | C | – |
| Mustard, wild | C | C |
| Nightshade, black | C | C |
| Eastern black | C | C |
| Hairy | C | C |
| Pigweed, redroot | C | C |
| Shepherd's purse | C | C |
| Thistle, Russian | C | C |

NOTE: C = Control

Refer to the **RESTRICTIONS** section for additional instructions.

PEANUTS (Not for use in California.)

DIRECTIONS FOR USE

Restrictions:

- **DO NOT** apply more than 4 oz. (0.063 lb. a.e./A) per acre per application.
- **DO NOT** make more than one application of Sharda Imazethapyr 2 per year.
- **DO NOT** apply more than 4 oz. (0.063 lb. a.e./A) per acre per year.
- **Sharda Imazethapyr 2** may also be applied in a sequential application. Apply 2 oz. (0.031 lb. a.e./A) in a soil application (pre-plant incorporated or pre-emergence) followed by 2 oz. (0.031 lb. a.e./A) applied at ground-crack or post-emergence.
- **DO NOT** count cotyledon leaves when determining weed stage of growth.

USE RATE: 4 oz. per Acre (0.063 lb. a.e./A)

Apply **Sharda Imazethapyr 2** at a broadcast rate of 4 oz./Acre (0.063 lb. a.e./A) (1/4 pint) for all methods of application (except sequential – see below): pre-plant incorporated, pre-emergence, ground-cracking and post-emergence. At this broadcast rate, 1 gal. of **Sharda Imazethapyr 2** will treat 32 acres of peanuts.

NOTE: In Arizona for use only in Yuma and La Paz counties.

WEEDS CONTROLLED

When applied as directed, **Sharda Imazethapyr 2** will control or reduce competition from the weeds listed below. Refer to the **MIXING INSTRUCTIONS** section for instructions when weeds are at the maximum specified growth stage, or are under stress. (The number under **Maximum Leaf Stage** indicates the MAXIMUM number of leaves at which weeds are to be sprayed post-emergence.)

NOTE: C = Control, R = Reduced Competition

BROADLEAF WEEDS CONTROLLED

| Broadleaf Weeds | SOIL APPLIED | AT-CRACK | POST-EMERGENCE | |
|-----------------------------|--------------|----------|--------------------|---------------|
| | | | Maximum Leaf Stage | Size (inches) |
| Alligator weed | – | C | 4 | 1 – 3 |
| Anoda, spurred | C | C | 2 | 1 – 2 |
| Bristly starbur | – | – | 2 | 1 – 2 |
| Buffalobur | C* | C | R | 1 – 3 |
| Carpetweed | C | C | – | – |
| Cocklebur, common | R | C | 8 | 1 – 8 |
| Devil's claw | C | C | – | – |
| Galinsoga | C | C | – | – |
| Jimsonweed | C* | C | 4 | 1 – 3 |
| Lambsquarters, common | C* | C | R | 1 – 2 |
| Morningglory, entireleaf | R | C | 2 | 1 – 2 |
| ivyleaf | R | C | 2 | 1 – 2 |
| pitted | R | C | 2 | 1 – 2 |
| smallflower | C | C | 4 | 1 – 3 |
| tall | R | C | 2 | 1 – 2 |
| Mustard sp. | C | C | 4 | 1 – 3 |
| Nightshade, black | C | C | 4 | 1 – 3 |
| Eastern black | C | C | 4 | 1 – 3 |
| hairy | C | C | 4 | 1 – 3 |
| Pigweed, redroot | C | C | 8 | 1 – 8 |
| smooth | C | C | 8 | 1 – 8 |
| spiny | C | C | 8 | 1 – 8 |
| Poinsettia, wild | C | C | – | – |
| Puncturevine | C | C | – | – |
| Purslane, common | C | C | – | – |
| Pusley, Florida | C | C | – | – |
| Ragweed, common | R | R | 4 | 1 – 3 |
| giant | R | R | 4 | 1 – 3 |
| Sida, prickly (teaweed) | C* | C | – | – |
| Smartweed, Ladysthumb | C | C | 4 | 1 – 3 |
| Pennsylvania | C | C | 4 | 1 – 3 |
| Spurge, prostrate | C | C | 4 | 1 – 3 |
| spotted | C | C | 4 | – |
| toothed | C | C | – | – |
| Sunflower | C* | C | 4 | 1 – 3 |
| Velvetleaf | C* | C | 4 | 1 – 3 |

*When **Sharda Imazethapyr 2** is soil applied, these weeds are more consistently controlled by pre-plant incorporated treatments.

GRASS WEEDS CONTROLLED

| Grass Weeds | SOIL APPLIED* | AT-CRACK | POST-EMERGENCE | |
|---------------------|---------------|----------|--------------------|---------------|
| | | | Maximum Leaf Stage | Size (inches) |
| Barnyardgrass | R | R | 3 | 1 – 3 |
| Crabgrass, large | R | C | 3 | 1 – 3 |
| smooth | R | C | 3 | 1 – 3 |
| Cupgrass, woolly | – | – | 3 | 1 – 3 |
| Foxtail, giant | C | C | 6 | 1 – 6 |

| | | | | |
|---------------------------|---|---|---|--------|
| green | C | C | 3 | 1 – 3 |
| yellow | C | C | 3 | 1 – 3 |
| Goosegrass | R | R | – | – |
| Johnsongrass, seedling | C | C | 6 | 1 – 8 |
| rhizome | – | – | R | 6 – 12 |
| Panicum, fall | R | – | – | – |
| Texas | R | – | – | – |
| Red rice | – | – | 3 | 1 – 3 |
| Shattercane | R | R | 6 | 1 – 8 |
| Signalgrass, broadleaf | R | C | 4 | 1 – 6 |

*When **Sharda Imazethapyr 2** is soil applied to grasses, more consistent control can be obtained from pre-plant incorporated treatments.

SEDGES

| Weeds Controlled | SOIL APPLIED* | AT-CRACK | POST-EMERGENCE | |
|-------------------------------|---------------|----------|--------------------|---------------|
| | | | Maximum Leaf Stage | Size (inches) |
| Nutsedge, purple yellow | C | C | 3 | 1 – 3 |
| | C | C | 3 | 1 – 3 |

*When **Sharda Imazethapyr 2** is soil applied to grasses, more consistent control can be obtained from pre-plant incorporated treatments.

“**AT-CRACK**” APPLICATION refers to the time when the soil cracks due to the emerging peanut seedling. This generally occurs from 10 to 14 days following planting. At this time weeds have generally not germinated, or are in the seedling stage. If weeds have more than 2 true leaves, refer to the **POST-EMERGENCE** weed control column for weeds controlled.

In West Texas and New Mexico, wait until late cracking (most of the peanuts have emerged) before applying **Sharda Imazethapyr 2**.

Sharda Imazethapyr 2 is active against many broadleaf and grass species. However, when heavy grass or common lambsquarters pressure is anticipated, apply **Sharda Imazethapyr 2** in combination with a registered soil-applied grass herbicide (See **HERBICIDE COMBINATIONS** section).

WEEDS CONTROLLED BY SEQUENTIAL APPLICATIONS OF SHARDA IMAZETHAPYR 2

The sequential (split) application of **Sharda Imazethapyr 2** consists of an application of 2 oz. (0.031 lb. a.e./A) of product soil applied (either pre-plant incorporated or pre-emergence) followed by 2 oz. (0.031 lb. a.e./A) applied either at ground-crack or post-emergence.

When applied as a sequential treatment, **Sharda Imazethapyr 2** will control the weeds listed under the “**SOIL APPLIED**” and “**AT-CRACK**” applications in the **BROADLEAF WEEDS** and **GRASS WEEDS** tables (in the **PEANUTS** section of the label). It enhances the control of yellow and purple nutsedge. Apply the second application before the nutsedge exceeds 3 leaves.

HERBICIDE COMBINATIONS

GRASS WEEDS

When applied as directed, **Sharda Imazethapyr 2** pre-plant incorporated or pre-emergence combination treatments with pendimethalin, trifluralin, alachlor, metolachlor/S-metolachlor, isoxaflutole, ethalfluralin, or vernolate will control the weeds listed in following table, in addition to those controlled by **Sharda Imazethapyr 2** alone.

| GRASSES | Pendimethalin ^a | Trifluralin ^b | Alachlor | S-metolachlor | Isoxaflutole ^b | Ethalfluralin ^b | Vernolate ^b |
|------------------------|----------------------------|--------------------------|----------|---------------|---------------------------|----------------------------|------------------------|
| Barnyardgrass | X | X | X | X | X | X | X |
| Crabgrass, smooth | X | X | X | X | X | X | X |
| Crabgrass, large | X | X | X | X | X | X | X |
| Crowfootgrass | X | X | - | - | X | - | - |
| Goosegrass | X | X | X | X | X | X | X |
| Panicum, fall | X | X | X | X | X | X | X |
| Panicum, Texas | X | X | - | - | X | X | - |
| Sandbur, field | X | X | - | - | X | X | - |
| Signalgrass, broadleaf | X ^b | X | X | X | X | X | - |
| Witchgrass | X | X | X | X | - | X | - |

^a Pre-plant incorporated tank-mixture applications of **Sharda Imazethapyr 2** plus pendimethalin will suppress the growth of itchgrass and rhizome johnsongrass.

^b Pre-plant incorporated treatments only.

A selective post-emergence grass herbicide including sethoxydim, or fenoxaprop-ethyl may be mixed with **Sharda Imazethapyr 2** to control grasses not controlled by **Sharda Imazethapyr 2**. In some cases the activity of the grass herbicide may be reduced when mixed with **Sharda Imazethapyr 2**. The reduction in activity may be overcome by delaying the application of the post-emergence grass herbicide 7 days following the application of **Sharda Imazethapyr 2**. If the post-emergence grass herbicide is applied first, wait 3 days before applying **Sharda Imazethapyr 2**. Refer to the respective grass herbicide label for directed application rate, weed size and restrictions.

BROADLEAF WEEDS

Broadleaf herbicides that can be tank-mixed with **Sharda Imazethapyr 2** include sodium bentazon and acifluorfen, flufenacet and 2,4-DB. **DO NOT** apply certain herbicides **Sharda Imazethapyr 2** (see **RESTRICTIONS** section for restrictions).

For the control of sicklepod, morningglories, prickly sida and common ragweed, add 2,4-DB to the **Sharda Imazethapyr 2** spray mixture. For the control of Florida beggarweed, add flufenacet to the spray mixture. Refer to the 2,4-DB or flufenacet label for specific directions for use, application rates and restrictions.

Sharda Imazethapyr 2 may also be applied post-emergence in tank-mixture with chlorothalonil, acephate, or sodium borate.

SOYBEANS (Not for use in California.)

DIRECTIONS FOR USE

Restrictions:

- **DO NOT** apply more than 4 oz. (0.063 lb. a.e./A) per acre per application
- **DO NOT** make more one application of **Sharda Imazethapyr 2** per acer per year.
- **DO NOT** apply more than 4 oz. (0.063 lb. a.e./A) per acre per year.
- **DO NOT** count cotyledon leaves when determining weed stage of growth.

USE RATE: 4 oz. per Acre (0.063 lb. a.e./A)

Apply **Sharda Imazethapyr 2** at a broadcast rate of 4 oz./Acre (0.063 lb. a.e./A) (1/4 pint) for all methods of application: early pre-plant, pre-plant incorporated, pre-emergence, and post-emergence (including minimum and no-till). At this broadcast rate, 1 gal. of **Sharda Imazethapyr 2** will treat 32 acres of soybeans. (See instructions under section **APPLICATIONS TO SOYBEANS IN NORTH DAKOTA AND MINNESOTA** for applications in North Dakota and Minnesota north of highway #210.)

WEEDS CONTROLLED

When applied as directed, **Sharda Imazethapyr 2** will control or reduce competition from the weeds listed below. Refer to the **MIXING INSTRUCTIONS** section for instructions when weeds are at the maximum specified growth stage, or are under stress. (The number under **Maximum Leaf Stage** indicates the MAXIMUM number of leaves at which weeds must be sprayed post-emergence.)

NOTE: C = Control, R = Reduced Competition

BROADLEAF WEEDS CONTROLLED

| Broadleaf Weeds | SOIL APPLIED | POST-EMERGENCE | |
|----------------------------|--------------|--------------------|---------------|
| | | Maximum Leaf Stage | Size (inches) |
| Alligator weed | – | 4 | 1 – 3 |
| Anoda, spurred | C | 2 | 1 – 2 |
| Artichoke, Jerusalem | – | 8 | 6 – 10 |
| Buffalobur | C* | R | 1 – 3 |
| Bristly starbur | – | 2 | 1 – 2 |
| Carpetweed | C | – | – |
| Cocklebur, common | R | 8 | 1 – 8 |
| Galinsoga | C | – | – |
| Jimsonweed | C* | 4 | 1 – 3 |
| Kochia (non-ALS resistant) | C | 4 | 1 – 3 |
| Lambsquarters, common | C* | R | 1 – 2 |

| | | | |
|-----------------------------|----|-------|-------|
| Mallow, Venice | R | – | – |
| Marshelder | C | 4 | 1 – 3 |
| Morningglory, entireleaf | R | 2 | 1 – 2 |
| ivyleaf | R | 2 | 1 – 2 |
| pitted | R | 2 | 1 – 2 |
| smallflower | C | 4 | 1 – 3 |
| tall | R | 2 | 1 – 2 |
| Mustard sp. | C | 4 | 1 – 3 |
| Nightshade, black | C | 4 | 1 – 3 |
| Eastern black | C | 4 | 1 – 3 |
| hairy | C | 4 | 1 – 3 |
| Pigweed, redroot | C | 8 | 1 – 8 |
| smooth | C | 8 | 1 – 8 |
| spiny | C | 8 | 1 – 8 |
| Poinsettia, wild | C | – | – |
| Puncturevine | C | – | – |
| Purslane, common | C | – | – |
| Pusley, Florida | C | – | – |
| Sida, prickly | C* | – | – |
| Ragweed, common | R | R | 1 – 3 |
| giant | R | R | 1 – 3 |
| Sage, barnyard | R | 1 – 3 | – |
| Smartweed, ladysthumb | C | 4 | 1 – 3 |
| Pennsylvania | C | 4 | 1 – 3 |
| Spurge, prostrate | C | 4 | 1 – 3 |
| spotted | C | 4 | 1 – 3 |
| Sunflower | C* | 4 | 1 – 3 |
| Velvetleaf | C* | 4 | 1 – 3 |
| Thistle, Canada | – | R | 1 – 3 |

*When **Sharda Imazethapyr 2** is soil applied, these weeds are more consistently controlled by pre-plant incorporated treatments.

GRASS WEEDS CONTROLLED*

| Grass Weeds** | SOIL APPLIED | POST-EMERGENCE | |
|---------------------------|--------------|--------------------|---------------|
| | | Maximum Leaf Stage | Size (inches) |
| Barnyardgrass | R | 3 | 1 – 3 |
| Crabgrass, large | R | 3 | 1 – 3 |
| smooth | R | 3 | 1 – 3 |
| Cupgrass, woolly*** | – | 3 | 1 – 3 |
| Foxtail, giant | C | 6 | 1 – 6 |
| green | C | 3 | 1 – 3 |
| yellow | C | 3 | 1 – 3 |
| Goosegrass | R | – | – |
| Johnsongrass, seedling | R | 6 | 1 – 8 |
| rhizome | C | R | 6 – 12 |
| Millet, wild proso | R | R | 1 – 3 |
| Panicum, fall | R | – | – |

| | | | |
|------------------------|---|---|-------|
| Texas | R | – | – |
| Red rice | – | 3 | 1 – 3 |
| Shattercane | R | 6 | 1 – 8 |
| Signalgrass, broadleaf | R | 4 | 1 – 8 |
| Sorghum, alnum | R | 6 | 1 – 3 |

*Pre-plant incorporated treatments of **Sharda Imazethapyr 2** are more consistent for grass control.

****Sharda Imazethapyr 2** is active against many broadleaf and grass species. However, when heavy grass or common lambsquarters pressure is anticipated, use **Sharda Imazethapyr 2** in combination with a registered soil-applied grass herbicide (including pendimethalin herbicide) for optimum control (see **HERBICIDE COMBINATIONS** section).

*****Sharda Imazethapyr 2** only controls emerged woolly cupgrass.

SEDGES

| Weeds Controlled | SOIL APPLIED | POST-EMERGENCE | |
|-------------------------------|--------------|--------------------|---------------|
| | | Maximum Leaf Stage | Size (inches) |
| Nutsedge, purple yellow | R | R | 1 – 3 |
| | R | R | 1 – 3 |

HERBICIDE COMBINATIONS

GRASS WEEDS

Use a soil applied grass herbicide (including pendimethalin) to control grass weeds not on the **Sharda Imazethapyr 2** label and to enhance the control of certain broadleaf weeds including common lambsquarters and pigweeds. Refer to the pendimethalin (or other grass herbicide) label for specific use instructions, rates and precautions.

When applied as directed, **Sharda Imazethapyr 2** pre-plant incorporated or pre-emergence combination treatments with pendimethalin, trifluralin, dimethenamide-P, alachlor, or metolachlor/S-metholachlor will control the weeds listed in following table, in addition to those controlled by **Sharda Imazethapyr 2** alone.

| GRASSES | Pendimethalin ^a | Trifluralin ^b | Alachlor | S-Metolachlor | Dimethenamide-P |
|------------------------|----------------------------|--------------------------|----------|---------------|-----------------|
| Barnyardgrass | X | X | X | X | X |
| Crabgrass, smooth | X | X | X | X | X |
| Crabgrass, large | X | X | X | X | X |
| Crowfootgrass | X | X | | | |
| Goosegrass | X | X | X | X | X |
| Millet, wild proso | X | X | | | |
| Panicum, fall | X | X | X | X | X |
| Panicum, Texas | X | X | | | |
| Sandbur, field | X | X | | | |
| Shattercane | X b | X | | | |
| Signalgrass, broadleaf | X b | X | X | X | X |
| Witchgrass | X | X | X | X | X |

^a Pre-plant incorporated tank-mixture applications of **Sharda Imazethapyr 2** plus pendimethalin will suppress the growth of itchgrass and rhizome Johnsongrass.

^b Pre-plant incorporated treatments only.

A selective post-emergence grass herbicide including sethoxydim may be mixed with **Sharda Imazethapyr 2** to control volunteer corn or grasses not controlled by **Sharda Imazethapyr 2**. For best results use crop oil concentrate AND liquid fertilizer with grass herbicide tank-mixtures.

Sharda Imazethapyr 2 + Sethoxydim For Enhanced Grass Control

Apply **Sharda Imazethapyr 2** at the rate of 4 oz./Acre (0.063 lb. a.e./A). Refer to the table below for the appropriate rate of sethoxydim herbicide for enhanced grass control. The addition of sethoxydim to **Sharda Imazethapyr 2** at the specified rates will control the grasses listed below. (Refer to the sethoxydim label for additional weeds controlled.)

| Sethoxydim Rate* (oz. per acre) | Annual Grasses Controlled | Size (inches) |
|---------------------------------|---------------------------|---------------|
| 12 oz. | Wild Proso Millet | 4 – 10" |
| | Shattercane | 3 – 12" |
| | Foxtail, Giant | 3 – 8" |

| | | |
|------------------|------------------------|---------|
| 16 oz. | Junglerice | 3 – 8" |
| | Panicum, Fall | 3 – 8" |
| | Texas | 3 – 8" |
| | Signalgrass, Broadleaf | 3 – 8" |
| 20 oz. | Volunteer Corn | 4 – 10" |
| 24 oz. | Barnyardgrass | 3 – 8" |
| | Crabgrass, Large | 3 – 6" |
| | Smooth | 3 – 6" |
| | Cupgrass, Woolly | 3 – 8" |
| | Foxtail, Green | 3 – 8" |
| | Yellow | 3 – 8" |
| | Goosegrass | 3 – 6" |
| | Johnsongrass, Seedling | 3 – 8" |
| Sprangletop, Red | 3 – 8" | |
| Witchgrass | 3 – 8" | |

*If a mixture of grasses are present, use the highest rate indicated for the grasses present.

The addition of sethoxydim herbicide to **Sharda Imazethapyr 2** enhances the grass control, especially when heavy infestations of grass exist. It also provides control of grasses not controlled by **Sharda Imazethapyr 2**. In some cases the activity of sethoxydim may be reduced when mixed with **Sharda Imazethapyr 2**. The reduction in activity may be overcome by delaying the application of sethoxydim herbicide 7 days following the application of **Sharda Imazethapyr 2**. If sethoxydim is applied first, wait 3 days before applying **Sharda Imazethapyr 2**.

For optimum control, apply the tank-mixture to actively growing weeds at the sizes indicated in the table above (for sequential applications refer to application rates and weeds sizes indicated in the **Sharda Imazethapyr 2** and sethoxydim labels). Refer to the sethoxydim label for additional information regarding application rates, restrictions, precautions, weeds controlled, adjuvants advised and other information.

BROADLEAF WEEDS

Broadleaf herbicides that can be tank-mixed with **Sharda Imazethapyr 2** include acifluorfen, sodium bentazon, lactofen, cloransulam-methyl, paraquat dichloride, sodium bentazon + sodium acifluorfen, or sodium salt of fomesafen. Glyphosate may be tank-mixed with **Sharda Imazethapyr 2** to aid in control of certain weeds only in Roundup Ready® Soybeans. See the glyphosate label for rates and weeds controlled and other restrictions. Certain herbicides must not be applied with **Sharda Imazethapyr 2** (see **RESTRICTIONS** section).

Sharda Imazethapyr 2 + Acifluorfen For Enhanced Control of Common Ragweed and Pigweeds (including tall and common waterhemp)

The addition of acifluorfen to **Sharda Imazethapyr 2** at the specified rates will enhance the control of several broadleaf weeds, including common and giant ragweed, pigweed species and waterhemp. (Refer to the acifluorfen label for additional weeds controlled.)

When tank-mixing acifluorfen with **Sharda Imazethapyr 2**, apply **Sharda Imazethapyr 2** at the rate of 4 oz./Acre (0.063 lb. a.e./A). Apply acifluorfen at the following rates, depending on weed size:

| Weeds | Acifluorfen Rate (oz. per acre)* | | |
|--|----------------------------------|-------------|-------------|
| | 8 – 10 oz. | 12 – 14 oz. | 16 – 20 oz. |
| | Weed Size | | |
| Common ragweed Pigweed species Waterhemp, tall common | 1 – 4" | 4 – 6" | 6 – 8" |
| Giant ragweed | – | 1 – 6" | 6 – 8"*** |

*Use the higher rate if common ragweed is present or the weed population is high.

**Use the 20 oz./acre rate if giant ragweed is 6 – 8 inches tall.

Acifluorfen Sequential Application Rates

When applying acifluorfen following a **Sharda Imazethapyr 2** application (sequential), apply acifluorfen at the following rates:

| Weeds | Acifluorfen Rate (oz. per acre)* | | |
|-------|----------------------------------|-------------|-------------|
| | 10 – 12 oz. | 14 – 16 oz. | 18 – 24 oz. |
| | Weed Size | | |

| | | | |
|--|--------|--------|-----------|
| Common ragweed Pigweed species Waterhemp, tall common | 1 – 4" | 4 – 6" | 6 – 8" |
| Giant ragweed | – | 1 – 6" | 6 – 8"*** |

*Use the higher rate if common ragweed is present or the weed population is high.

**Use the 24 oz./acre rate if giant ragweed is 6 – 8 inches tall.

Sharda Imazethapyr 2 + Cloransulam-methyl for Enhanced Control of Ragweed Species

Cloransulam-methyl may be tank-mixed with **Sharda Imazethapyr 2** to aid in the control of common and giant ragweed. See the FirstRate label for specified rates and precautions.

Sharda Imazethapyr 2 + Sulfentrazone Containing Compounds

Sharda Imazethapyr 2 provides control of many grasses and broadleaf weeds when applied to the soil or applied post-emergence to weeds. It also provides season-long control of many weeds. Sulfentrazone containing products may be tank-mixed with **Sharda Imazethapyr 2** in soil applications for enhanced weed control in soybeans.

Sharda Imazethapyr 2 may be applied post-emergence to soybeans previously treated with sulfentrazone containing products.

NOTE: Sulfentrazone-containing products are only labeled for soil applications to soybean.

Sharda Imazethapyr 2 + Thifensulfuron for Enhanced Control of Common Lambsquarters

For optimal weed control management, apply a soil applied grass herbicide including pendimethalin, or trifluralin followed by **Sharda Imazethapyr 2** post-emergence. If common lambsquarters are not adequately controlled by the soil applied treatment, thifensulfuron herbicide may be tank-mixed with **Sharda Imazethapyr 2** for additional activity.

The addition of thifensulfuron herbicide to **Sharda Imazethapyr 2** may cause severe injury and/or stunting to soybeans, especially when applied under hot, humid conditions. The USER ASSUMES ALL RISKS AND CONSEQUENCES associated with applications of this tank-mixture to soybeans.

When tank-mixing thifensulfuron with **Sharda Imazethapyr 2**, use the following rates:

Sharda Imazethapyr 2 – 4 oz./Acre (0.063 lb. a.e./A)

AND

Thifensulfuron – See label for rates

Add to the spray mixture:

Non-ionic surfactant – 1 quart per 100 gals. (0.25% v/v)

AND

Liquid nitrogen based fertilizer (including 28%N, 32%N, or 10-34-0) at the rate of 1.25 to 2.5 gals. per 100 gals. of spray solution. Instead of a liquid fertilizer, spray grade ammonium sulfate may be used at the rate of 12 – 15 lbs. per 1.00 gals. of spray solution.

Apply to 1 – 3 trifoliolate stage soybeans only.

Other Tank-Mixture Combinations

Sharda Imazethapyr 2 + Imazaquin for Volunteer Corn and Common Sunflower

The application of **Sharda Imazethapyr 2** plus imazaquin may be applied to states or portions of states described as Region 2 or Region 3 on the imazaquin label, and the following counties in South Dakota: Yankton, Bon Homme, Hutchinson, McCook, Hanson, Davison, Miner, Lake, and Kingsbury. Refer to the respective labels for the advised use area. **DO NOT** use this tank-mixture in North Dakota or in Minnesota north of state highway #210.

Apply the products at the following rate:

Sharda Imazethapyr 2 – 4 oz./Acre (0.063 lb. a.e./A)

AND

Imazaquin – See label for rates

The tank-mixture of **Sharda Imazethapyr 2** plus imazaquin will suppress volunteer corn. Apply to volunteer corn up to 10 inches in height.

The tank-mixture of **Sharda Imazethapyr 2** and imazaquin will enhance the control of common sunflowers. Apply to sunflowers up to 3 inches in size.

Refer to the imazaquin label for additional weeds controlled.

A post-emergence application of **Sharda Imazethapyr 2** plus imazaquin will NOT suppress volunteer imidazolinone-resistant corn (field corn hybrids which possess resistance to imidazolinone herbicides i.e., **Sharda Imazethapyr 2** and imazaquin).

APPLICATIONS TO SOYBEANS IN NORTH DAKOTA AND MINNESOTA (north of highway #210)

Application Rate: Apply **Sharda Imazethapyr 2** at 3 oz./Acre (0.047 lb. a.e./A) post-emergence only.

| Weeds Controlled | POST-EMERGENCE | |
|----------------------------|--------------------|---------------|
| | Maximum Leaf Stage | Size (inches) |
| Cocklebur, common* | 4 | 1 – 4 |
| Kochia (non-ALS resistant) | 4 | 1 – 3 |
| Mustard, species | 4 | 1 – 3 |
| Nightshade, black | 4 | 1 – 3 |
| Eastern black hairy | 4 | 1 – 3 |
| Pigweed, redroot | 4 | 1 – 4 |
| Wild oats** | 3 | 1 – 4 |

*For control of common cocklebur, add acifluorfen herbicide at the rate of 12 oz./Acre (0.188 lb. a.e./A) to the spray solution.

****Sharda Imazethapyr 2** will reduce competition from wild oats.

ROTATIONAL CROP RESTRICTIONS

The following rotational crops may be planted after applying **Sharda Imazethapyr 2** at the specified rate: (Planting earlier than the specified interval may result in crop injury.)

| Crop | Months after Sharda Imazethapyr 2 application |
|---|---|
| Imidazolinone-resistant corn hybrids (resistant to Sharda Imazethapyr 2) Lima beans Southern peas Soybeans Peanuts | Anytime |
| Alfalfa Clover Rye (Except in North Dakota and Minnesota north of highway #210) Wheat Edible beans and peas (other than lima beans and Southern peas) | 4 |
| Field corn Field corn grown for seed | 8 1/2 |
| Barley Tobacco | 9 1/2 |
| Cotton* Lettuce Oats Popcorn Rye in North Dakota and Minnesota north of highway #210 Safflower Sorghum Sunflower Sweet corn | 18 |
| Potatoes Flax | 26 |
| All crops not listed elsewhere in this ROTATIONAL CROP RESTRICTIONS** | 40 |

*Refer to the following table for a Cotton Rotation Interval following **Sharda Imazethapyr 2** application to alfalfa or clover grown for seed production. These guidelines **DO NOT** apply to **Sharda Imazethapyr 2** applications made to alfalfa grown for hay or forage (use the 18-month Rotational Interval above).

Following forty months after a **Sharda Imazethapyr 2 application, and before planting any crop not listed elsewhere in the **ROTATIONAL CROP RESTRICTIONS**, a successful field bioassay must be completed. The field bioassay consists of a test strip of the intended rotational crop planted across the previously treated field and grown to maturity. The test strip must include low areas and knolls, and include variations in soil including type and pH. If no crop injury is evident in the test strip, the intended rotational crop may be planted the following year.

Sugar beet production can be reduced when grown in soil conditions with a pH less than 6.5. If the field is limed to adjust pH prior to planting rotational crops not listed in the **ROTATIONAL CROP RESTRICTIONS**, apply the lime at least 12 months prior to planting the rotational crop.

Use of **Sharda Imazethapyr 2** in accordance with label directions is expected to result in normal growth of rotational crops in most situations; however, various environmental and agronomic factors make it impossible to eliminate all risks associated with the use of this product and, therefore, rotational crop injury is always possible.

Cotton Rotation Following Application of Sharda Imazethapyr 2 to Alfalfa or Clover Grown For Seed

| Irrigation/Precipitation Requirements | Rotation Interval | |
|--|---------------------------------------|-----------|
| | Less than 3 acre feet or 36" of water | 40 Months |
| Greater than or equal to 3 acre feet or 36" of water | 18 Months | |

EXCEPTIONS TO ROTATIONAL CROP RESTRICTIONS

Barley: (States of Delaware, Indiana, Kentucky, Maryland, New Jersey, Ohio, Pennsylvania, and Virginia only.) Barley may be planted 4 months following a **Sharda Imazethapyr 2** application in these states.

Barley: (North Dakota only.) Barley may be planted 18 months following a **Sharda Imazethapyr 2** application.

Imidazolinone-resistant canola: imidazolinone-resistant varieties of canola may be planted as a rotational crop the next year after an application of **Sharda Imazethapyr 2** at label rates on registered crops.

Corn inbred lines: Corn inbred seed lines may be planted the year following an application of **Sharda Imazethapyr 2**. Several seed companies have tested a wide range of inbreds for sensitivity to **Sharda Imazethapyr 2** soil residues and have reported good crop safety. However, due to the proprietary nature of seed production, Sharda USA LLC has not been given access to the inbred data. Growers are directed to contact the seed company for information and instructions regarding the planting of corn grown for seed in fields treated with **Sharda Imazethapyr 2** the previous year. Since growing conditions, environmental conditions and grower practices are beyond the control of Sharda USA LLC, all risks and consequences associated with planting seed corn inbreds into fields treated previously with **Sharda Imazethapyr 2** shall, to the extent allowable by applicable law, be assumed by the user.

Sweet corn and popcorn varieties: (States of Illinois, Indiana, Iowa, Minnesota, Ohio, Tennessee, and Wisconsin only.) Sweet corn and popcorn varieties may be planted the year following an application of **Sharda Imazethapyr 2**. Some sweet corn and popcorn varieties may be injured when planted at less than 18 months following an application of **Sharda Imazethapyr 2**. Before planting sweet corn for processing, contact the processor company for information and specifications regarding the resistance of sweet corn varieties planned for fields treated with **Sharda Imazethapyr 2** the previous year. **DO NOT** plant fresh market sweet corn varieties prior to 18 months after **Sharda Imazethapyr 2** use. Before planting popcorn, contact the popcorn company for information and instructions regarding the resistance of popcorn varieties planned for fields treated with **Sharda Imazethapyr 2** the previous year.

Since growing conditions, environmental conditions and grower practices are beyond the control of SHARDA USA LLC, TO THE EXTENT ALLOWABLE BY APPLICABLE LAW, ALL RISKS AND CONSEQUENCES ASSOCIATED WITH PLANTING SWEET CORN OR POPCORN VARIETIES INTO FIELDS TREATED PREVIOUSLY WITH **SHARDA IMAZETHAPYR 2** SHALL BE ASSUMED BY THE USER.

Stunting and maturity delay or other adverse effects may result when sweet corn or popcorn are planted following **Sharda Imazethapyr 2** use.

Certain vegetable crops: (States of Alabama, Delaware, Florida, Georgia, Indiana, Kentucky, Maryland, New Jersey, North Carolina, Pennsylvania, South Carolina, and Virginia only.) The following crops may be planted 18 months following the last application of **Sharda Imazethapyr 2**: bahiagrass, cabbage, cantaloupe, cucumber, Irish potato, onion, sweet potato transplants, sweet pepper transplants, tomato transplants, and watermelon.

Cotton: (States of North Carolina, South Carolina, and Virginia only.) Cotton may be planted nine and one-half months after an application of **Sharda Imazethapyr 2** if all of the following criteria are met:

- **Sharda Imazethapyr 2** applied to peanuts only.
- Soil texture is sandy loam or loamy sand only.
- Greater than 16 inches of rainfall and/or irrigation is received following application of **Sharda Imazethapyr 2** through October of the application year.

Field Corn and Field Corn Grown for Seed: (Arizona, Hawaii, Idaho, Montana, Nevada, Oregon, Utah, Washington, and Wyoming) Nine and one-half months after **Sharda Imazethapyr 2** application.

Snap Beans: When applied at no more than 1.5 oz./Acre (0.023 lb. a.e./A) to snap beans in the use areas defined on this label, snap beans may be replanted at any time after application of **Sharda Imazethapyr 2**.

Wheat: Wheat may be planted 3 months following a **Sharda Imazethapyr 2** application in areas east of Interstate highway I-35.

When **Sharda Imazethapyr 2** is applied at no more than 3 oz./Acre (0.047 lb. a.e./A) to edible legumes in the use areas described the following rotational restrictions apply:

- Chickpeas, lentils and peas may be planted anytime following a **Sharda Imazethapyr 2** application.
- Snap beans may be planted 3 months and barley 4 months following an application of **Sharda Imazethapyr 2**.

RESTRICTIONS

IMIDAZOLINONE-RESISTANT CORN

There must be an interval of at least 45 days between an application of **Sharda Imazethapyr 2** and corn harvest (silage, fodder, or grain). **DO NOT** graze or feed treated corn forage, silage, fodder, or grain for at least 45 days after an application of **Sharda Imazethapyr 2**.

All soil insecticides, including labeled banded or in-furrow applications, may be used in combination with imidazolinone-resistant (IR) corn hybrids.

Imidazolinone-resistant hybrids may occasionally exhibit injury symptoms when soil insecticides are used in combination with **Sharda Imazethapyr 2**. **DO NOT** USE terbufos in-furrow with imidazolinone-resistant corn hybrids. Other registered organophosphate insecticides including banded applications of terbufos or phorate, or in-furrow applications of terbufos or other registered carbamate or pyrethroid insecticides may be used in combination with **Sharda Imazethapyr 2** applications. Sharda USA LLC has not tested all hybrids in which the imidazolinone-resistant trait is claimed and cannot be responsible to the extent consistent with applicable law for factors which are beyond its control, including growing conditions, environmental conditions, grower practices and the specific genetics of each hybrid resistant to **Sharda Imazethapyr 2** and insecticide applications.

EDIBLE LEGUMES VEGETABLES

There must be an interval of at least 30 days between application and harvest of snap beans, lima beans, chickpeas (Arizona and California), English peas, and Southern peas.

There must be an interval of at least 60 days between application and harvest of dry edible peas, lentils, chickpeas, red kidney beans, and other dry bean or pea types listed on this label.

When **Sharda Imazethapyr 2** is applied at no more than 3 oz./Acre (0.047 lb. a.e./A) to edible legumes in the use areas described, the following rotational restrictions apply:

- Chickpeas, lentils and peas may be planted anytime following a **Sharda Imazethapyr 2** application.
- Snap beans may be planted 3 months and barley 4 months following an application of **Sharda Imazethapyr 2**.

NON-GRASS ANIMAL FEED (ALFALFA AND CLOVER)

DO NOT feed, graze or harvest alfalfa or clover for 30 days following an application of **Sharda Imazethapyr 2** to alfalfa or clover.

SOYBEANS

If soybeans are furrow irrigated, till the soil prior to planting winter wheat or barley. Break the beds up and the soil mixed with tillage equipment set to cut 4 to 6 inches deep.

There must be an interval of at least 85 days between an application of **Sharda Imazethapyr 2** and soybean harvest.

Make **Sharda Imazethapyr 2** applications before soybean bloom.

DO NOT graze or feed treated soybean forage, hay or straw to livestock.

DO NOT tank-mix **Sharda Imazethapyr 2** with clomazone containing herbicides. **Sharda Imazethapyr 2** may be applied post-emergence following a soil application of clomazone.

PEANUTS

DO NOT graze or feed treated peanut forage, vines, hay or straw to livestock.

There must be an interval of at least 85 days between an application of **Sharda Imazethapyr 2** and peanut harvest.

Chlorimuron-ethyl may be applied post-emergence to peanuts following a **Sharda Imazethapyr 2** application. Refer to the chlorimuron-ethyl label for specific use directions.

DO NOT apply pendimethalin + imazethapyr to peanuts the same year as **Sharda Imazethapyr 2**.

ALL CROPS

Full rate application of products containing chlorimuron ethyl (chlorimuron-ethyl, chlorimuron + sulfentrazone, thifensulfuron + chlorimuron, etc.) cloransulam-methyl, flumetsulam, imazaquin, or products containing imazethapyr (**Sharda Imazethapyr 2** DG or **Sharda Imazethapyr 2 & PLUS EC**) the same year as **Sharda Imazethapyr 2** may increase the risk of injury to sensitive follow crops. Consult labels for specific uses of these products in combinations.

Only rotational crops harvested at maturity may be used for feed or food.

In the event of a crop loss due to weather, the field may be replanted to corn (imidazolinone-resistant corn only), rice (imidazolinone-resistant rice only), lima beans, peanuts, or soybeans. **DO NOT** work the soil deeper than 2 inches.

[RICE – IMIDAZOLINONE-RESISTANT RICE ONLY]

(Not for use in California.)

[DIRECTIONS FOR USE

Sharda Imazethapyr 2 can be applied pre-plant incorporated (PPI) up to 7 days before rice planting, pre-emergence and post-emergence for weed control in imidazolinone resistant rice only. Make application of **Sharda Imazethapyr 2** only on selected rice varieties or hybrids (not less than 75% hybrid seed) labeled as imidazolinone-resistant and warranted by the seed company to possess resistance to direct application of certain imidazolinone herbicides.

DO NOT make application of **Sharda Imazethapyr 2** to rice varieties or hybrids (less than 75% hybrid seed) without resistance to imidazolinone herbicides as **Sharda Imazethapyr 2** will destroy all non-imidazolinone-resistant rice. Contact your seed supplier, chemical dealer or Sharda USA LLC to obtain information regarding imidazolinone-resistant rice varieties.

Adhere to Part 201.11a Hybrid of the Federal Seed Act Regulations, labeling agricultural seeds: If any one kind or kind and variety of seed present in excess of 5 percent is “hybrid” seed, it shall be designated “hybrid” on the label. The percentage that is hybrid shall be at least 95 percent of the percentage of pure seed shown unless the percentage of pure seed which is hybrid seed is shown separately. If two or more kinds or varieties are present in excess of 5 percent and are named on the label, each that is hybrid shall be designated as hybrid on the label. Any one kind or kind and variety that has pure seed which is less than 95 percent but more than 75 percent hybrid seed as a result of incompletely controlled pollination in a cross shall be labeled to show (a) the percentage of pure seed that is hybrid seed or (b) a statement including “Contains from 75 percent to 95 percent hybrid seed.” No one kind or variety of seed shall be labeled as hybrid if the pure seed contains less than 75 percent hybrid seed.

Sharda Imazethapyr 2 controls weeds by root and foliage uptake. Sufficient soil moisture is important for optimum **Sharda Imazethapyr 2** activity. When soil moisture is sufficient, **Sharda Imazethapyr 2** will provide control of susceptible germinating weeds. The level of control on established weeds depends on weed species and location of its root system in the soil. Activity of **Sharda Imazethapyr 2** on susceptible weeds is typically seen in 10 to 14 days.

Crops that are grown under environmental stress conditions may exhibit adverse symptoms which can be more pronounced if herbicides are applied. Imidazolinone-resistant rice plants treated with **Sharda Imazethapyr 2** may exhibit a height reduction. These results occur infrequently and are temporary. Normal growth and appearance must resume within 14 to 28 days. **Sharda Imazethapyr 2** may be applied to imidazolinone-resistant rice under all tillage systems, drill or broadcast dry-seeded and clear water-seeded (resistant varieties and hybrids only). The use rate and timing of application may vary with these production systems (refer to use rate information and sections below).

Sharda Imazethapyr 2 must be applied two times per year to control the weeds listed in the **WEEDS CONTROLLED** section of this label. Use of **Sharda Imazethapyr 2** in accordance with label directions is expected to result in normal growth of rotational crops in most situations; however, various environmental and agronomic factors make it impossible to eliminate all risks associated with the use of this product and, because of this, rotational crop injury is always possible. Under some conditions (including heavy texture soil, high organic matter or low pH), **Sharda Imazethapyr 2** may cause injury to subsequent planted crops. Vegetable crops, cotton and non-imidazolinone-resistant rice are sensitive to **Sharda Imazethapyr 2** residues in the soil.

Replanting

If replanting becomes necessary in a field previously treated with **Sharda Imazethapyr 2**, the field may be replanted to imidazolinone-resistant rice, lima beans, peanuts, Southern peas, or soybeans. Rework the soil no deeper than the treated zone.

DO NOT apply a second treatment of **Sharda Imazethapyr 2** or other imidazolinone-containing products.

Naturally occurring biotypes* of some weeds listed on this label may not be adequately controlled by this or other products with the ALS/AHAS enzyme-inhibiting mode of action. Other herbicides with ALS/AHAS enzyme mode of action include sulfonylureas, sulfonamides and pyrimidyl benzoates. If naturally occurring ALS/AHAS-resistant biotypes are present in a field, tank mix or sequentially apply **Sharda Imazethapyr 2** for Imidazolinone-resistant rice or any of the ALS/AHAS enzyme inhibiting mode-of-action herbicides, with an appropriate registered herbicide having a different mode of action to ensure control.

*A weed biotype is a naturally occurring plant within a given species that has a slightly different, but distinct, genetic makeup from other plants.

MIXING INSTRUCTIONS

Post-emergence applications of Sharda Imazethapyr 2 that use of an adjuvant: Use an adjuvant certified by the Chemical Producers and Distributors Association (CPDA) when an adjuvant is used with **Sharda Imazethapyr 2**.

SURFACTANTS

With resistant varieties or hybrids, make application with a crop oil at 1 to 2 pts./A.

Fill the spray tank 1/2 to 3/4 full with clean water. Use a calibrated measuring device to measure the required amount of **Sharda Imazethapyr 2**. Add **Sharda Imazethapyr 2** to the spray tank while agitating. Add adjuvants and fill the remainder of the tank with water. **DO NOT** add a crop oil concentrate when mixing **Sharda Imazethapyr 2** and carfentrazone-ethyl herbicide or crop injury may occur. When mixing **Sharda Imazethapyr 2** and caefentrazone herbicide, use a quality nonionic surfactant (NIS) at 0.25% v/v having at least 80% active ingredient.

TANK MIX COMBINATIONS WITH SHARDA IMAZETHAPYR 2 AND OTHER HERBICIDES

Add components in the following order while maintaining agitation:

1. Fill spray tank 1/2 full with clean water.
2. Add soluble-packet products and thoroughly mix.
3. Add WP (wetable powder), DG (dispersible granule), DF (dry flowable) or liquid flowable formulations not in soluble packets.
4. Add **Sharda Imazethapyr 2** and thoroughly mix.
5. Add other aqueous solution products.
6. Add EC (emulsifiable concentrate) products.
7. Add surfactant or crop oil to the spray tank.
8. Fill the remainder of the tank with water.

Drain and thoroughly clean spray equipment with water before using to apply other products to avoid injury to sensitive crops. When **Sharda Imazethapyr 2** is used in combination with other herbicides, refer to the respective label for rates, methods of application, proper timing, weeds controlled, restrictions and precautions. Always use in accordance with the more restrictive label restrictions and precautions. **DO NOT** exceed label dosages. **DO NOT** mix **Sharda Imazethapyr 2** with any product containing a label prohibiting such mixtures.

APPLICATION INSTRUCTIONS

Sharda Imazethapyr 2 can be applied to imidazolinone-resistant rice under all tillage systems, drill or broadcast dry-seeded and clear water-seeded (resistant varieties and hybrids only). **Sharda Imazethapyr 2** must be applied twice per year to control weeds listed in the **WEEDS CONTROLLED** section of this label using one of the following two programs: 1) A soil application followed by post-emergence application OR 2) Two post-emergence applications.

In the soil followed by post program, the soil treatment is applied either pre-plant incorporated or pre-emergence followed by a post-emergence application before establishing the permanent flood. The soil treatment must be activated by flushing the rice field or with adequate rainfall. To maintain herbicidal activity until a permanent flood is established, subsequent flushing or rainfall is needed.

In the post followed by post program (resistant varieties and hybrids only), the first post application is made at the spike to 2-leaf stage of imidazolinone-resistant rice followed by a second post application made at the 3- to 5-leaf stage of imidazolinone-resistant rice. The first post application must be activated by flushing the rice field or by adequate rainfall after application. To maintain herbicidal activity until a permanent flood is established, subsequent flushing or rainfall is necessary after the second post application is made.

Even though weeds may not be present, making the second application before establishing permanent flood is critical for controlling weeds that have not emerged. A single application of **Sharda Imazethapyr 2** will not provide enough residual activity for season-long weed control.

Soil Followed by Post Application

In conservation tillage systems, weeds may germinate and emerge from below treated soil resulting in weed escapes. For control of these escapes, a subsequent post-emergence application must be made at the correct growth stage of the weed (see **WEEDS CONTROLLED** section of this label). Rainfall (at least 0.5 inch) or flushing that uniformly wets the soil to a depth of 2 inches within 2 days of **Sharda Imazethapyr 2** application is needed to maximize weed control.

Conservation Tillage or Stale Seedbed Application

Many soils are prepared in the fall and not tilled in the spring to ensure an optimum seedbed for rice planting and herbicide application. To control weeds prior to planting, use a burndown herbicide registered for this use before making application of **Sharda Imazethapyr 2**. Refer to the **Pre-Emergence Application** section for **Sharda Imazethapyr 2** for imidazolinone-resistant rice.

Pre-Plant Incorporated Application

Application of **Sharda Imazethapyr 2** can be made as a pre-plant incorporated treatment up to 7 days before rice planting. Typically, application during final seedbed preparation just before rice planting provides the best weed control. The soil must be free of clods or weed escapes may result. If small weeds are present during **Sharda Imazethapyr 2** application, addition of a glyphosate or paraquat product can be made. When application is made pre-plant incorporated, uniformly incorporate **Sharda Imazethapyr 2** (at least a single pass with a field cultivator, no disks) to a depth of 1 to 2 inches.

Pre-Emergence Application

Application of **Sharda Imazethapyr 2** can be made as a pre-emergence treatment before rice emergence. Make application immediately after planting for the best results. If weeds are present at time of application, include a burndown product registered for this use.

Adequate soil moisture is needed for optimum herbicide activation for all methods of soil application. If adequate precipitation (usually 0.5 inch) does not occur within 2 days after application, a flush (flood irrigation) is advised to move **Sharda Imazethapyr 2** into the weed germination zone for optimum activity. The amount of rainfall or irrigation required depends on existing soil moisture, soil texture and organic matter content. Sufficient water to moisten the soil to a depth of 2 inches is normally adequate. When adequate moisture is received after dry conditions, **Sharda Imazethapyr 2** will provide residual control of susceptible germinating weeds; activity on established weeds will depend on the weed species and the location of its root system in the soil.

Sharda Imazethapyr 2 controls weeds by root uptake and translocation to the growing points where it inhibits weed growth. Susceptible weeds may emerge but growth will stop and the weeds will become noncompetitive with the rice.

Post-Emergence Application (prior to permanent flood)

Make application of **Sharda Imazethapyr 2** post-emergence to imidazolinone-resistant rice in the 3-leaf growth stage through the 5-leaf growth stage before establishing the permanent flood. Application of **Sharda Imazethapyr 2** must be made to actively growing weeds. **DO NOT** make application into standing water (levee furrows or potholes) or flooded rice as weed control will be reduced. Initiate permanent flood within 2 days of post-emergence application or as soon as the growth stage of rice permits. If the permanent flood is delayed and rainfall is insufficient for optimum rice growth, flush to maintain **Sharda Imazethapyr 2** soil activity and to promote rice development. Include a surfactant with all post-emergence applications to maximize weed control.

Post followed by Post-Application Resistant Varieties and Hybrids Only

For resistant varieties and hybrids, a post followed by post application in imidazolinone-resistant rice may be made. Make the first post application when the rice is no larger than the spike to 2-leaf stage of growth; then make the second post application approximately 10 to no more than 14 days later when the rice is in the 3- to 5-leaf stage of growth.

Include a surfactant with all post-emergence applications to maximize weed control.

First Post-Emergence Application**(Spike to 2-leaf imidazolinone-resistant rice growth stage)**

Make application of **Sharda Imazethapyr 2**[®] post-emergence to imidazolinone-resistant rice in the spike stage through the 2-leaf growth stage. **Sharda Imazethapyr 2** must be applied to actively growing weeds.

Adequate soil moisture is needed for optimum activation for the first post-emergence application in the post followed by post program. If sufficient precipitation (usually 0.5 inch) does not occur within 2 days after application, a flush (flood irrigation) is advised to move into the weed germination zone for maximum activity. The amount of rainfall or irrigation required following application depends on existing soil moisture, soil texture and organic matter content. Sufficient water to moisten the soil to a depth of 2 inches is normally adequate. When adequate moisture is received after dry conditions, **Sharda Imazethapyr 2** will provide residual control of

susceptible germinating weeds; activity on established weeds will depend on the weed species and the location of its root system in the soil.

Second Post-Emergence Application

(10 to no more than 14 days after the first post-emergence application; 3- to 5-leaf imidazolinone-resistant rice growth stage; before permanent flood)

Make application of **Sharda Imazethapyr 2** post-emergence to imidazolinone-resistant rice in the 3-leaf growth stage through the 5-leaf growth stage, before establishing the permanent flood. Application of **Sharda Imazethapyr 2** must be made to actively growing weeds. **DO NOT** apply into standing water (levee furrows or potholes) or flooded rice as weed control will be reduced. Initiate permanent flood within 2 days of post-emergence application or as soon as the growth stage of rice permits. If the permanent flood is delayed and rainfall is insufficient for optimum rice growth, flush to maintain **Sharda Imazethapyr 2** soil activity and to promote rice development.

DO NOT make application of **Sharda Imazethapyr 2** to rice growing under stress induced by adverse conditions including other herbicide injury, cool temperatures, saline soil, nutrient deficiency and disease pressure, or to rice when conditions are forecast that stress rice, especially cool temperatures. If applied under these conditions, stunting and/or yellowing may occur in rice. Weed control may be reduced when application of **Sharda Imazethapyr 2** is made during stress conditions.

An adjuvant must be added to the spray solution for optimum weed control activity. See the **SURFACTANTS** section under **MIXING INSTRUCTIONS** for specific instructions.

When application of **Sharda Imazethapyr 2** is made post-emergence, uptake occurs through the roots and foliage. Susceptible weeds stop growing and either die or become noncompetitive with the crop. Activity of **Sharda Imazethapyr 2** on susceptible weeds is usually seen in 10 to 14 days. **Sharda Imazethapyr 2** controls many existing broadleaf and grass weeds when applied post-emergence, and also provides control of susceptible weeds that may emerge after application.

Make application of **Sharda Imazethapyr 2** a minimum of 1 hour before rainfall.

Use Rate Information

For broad-spectrum, season-long weed control, make a sequential application of **Sharda Imazethapyr 2** pre-plant incorporated or pre-emergence followed by a post-emergence application to imidazolinone-resistant rice at the 3- to 5-leaf growth stage, or sequentially apply **Sharda Imazethapyr 2** post-emergence (spike to 2-leaf) followed by a second post-emergence application (3- to 5-leaf) on resistant varieties and hybrids (not less than 75% hybrid seed) only. If weeds listed on this label escape the soil application or first post-emergence application and become larger than the crop, for control, the subsequent post-emergence application must be made at the correct growth stage of the weed. Post-emergence application to less than 3-leaf rice may cause crop injury. Application to less than 2-leaf rice may reduce stands on first generation resistant varieties.

Use Restrictions Imidazolinone-Resistant Rice:

- **DO NOT** apply more than 6 oz. (0.094 lb. a.e./A) per acre per application.
- **DO NOT** make more than 2 applications of **Sharda Imazethapyr 2** per year.
- **DO NOT** apply more than 12 oz. (0.188 lb. a.e./A) per acre per year.
- Pre-harvest interval (PHI): **45 days** between the last application of **Sharda Imazethapyr 2** and rice harvest when total amount of **Sharda Imazethapyr 2** is equal to or less than 8 oz. (0.125 lb. a.e./A) per acre per year.
- Pre-harvest interval (PHI): **85 days** between the last application of **Sharda Imazethapyr 2** and rice harvest when total amount of **Sharda Imazethapyr 2** exceeds 8 oz. (0.125 lb. a.e./A) per acre per year.
- **DO NOT** use water from **Sharda Imazethapyr 2**-treated field to irrigate food or feed crops not registered for use with **Sharda Imazethapyr 2** or imazethapyr herbicides.
- **DO NOT** use flood water as a water source for livestock.
- Applications may only be made post-emergence to rice at the spike to 2-leaf and 3- to 5-leaf stages.
- **DO NOT** apply more than 12 oz. (0.188 lb. a.e./A) per acre per year to imidazolinone-resistant varieties or hybrids (not less than 75% hybrid seed).]

| IMIDAZOLINONE-RESISTANT VARIETIES AND HYBRIDS (not less than 75% hybrid seed) | |
|--|--|
| Tillage | Rates Per Acre |
| Soils suitable for spring tillage and incorporation of Sharda Imazethapyr 2 | 4 to 6* oz. (0.063 to 0.094 lb. a.e./A) pre-plant incorporated – followed by - 4 to 6 oz. (0.063 to 0.094 lb. a.e./A) post-emergence (3- to 5-leaf) OR 4 to 6 oz. (0.063 to 0.094 lb. a.e./A) pre-emergence – followed by - |

| | |
|---------------------------------------|---|
| | 4 to 6 oz. (0.063 to 0.094 lb. a.e./A) post-emergence (3- to 5-leaf) OR 4 to 6 oz. (0.063 to 0.094 lb. a.e./A) post-emergence (spike to 2-leaf) – followed by - 4 to 6 oz. (0.063 to 0.094 lb. a.e./A) post-emergence (3- to 5-leaf) |
| Conservation tillage or stale seedbed | 4 to 6 oz. (0.063 to 0.094 lb. a.e./A) pre-emergence – followed by - 4 to 6 oz. (0.063 to 0.094 lb. a.e./A) post-emergence (3- to 5-leaf) OR 4 to 6 oz. (0.063 to 0.094 lb. a.e./A) post-emergence (spike to 2-leaf) – followed by - 4 to 6 oz. (0.063 to 0.094 lb. a.e./A) post-emergence (3- to 5-leaf) |

*Use higher labeled use rates under higher weed pressure and/or large weeds.

WEEDS CONTROLLED

When application is made sequentially as directed, **Sharda Imazethapyr 2** will control the following weeds:

| Weeds Controlled | Leaf Stage (up to) | Maximum Height (inches) |
|---------------------------|-----------------------|----------------------------|
| Annual Grasses | | |
| Barnyardgrass | 4 | 4 |
| Crabgrass, large | 3 | 3 |
| Johnsongrass, seedling | 4 | 5 |
| Red rice | 4 | 5 |
| Shattercane | 4 | 6 |
| Signalgrass, broadleaf | 3 | 2 |
| Sprangletop* | 2 | 2 |
| Broadleaf Weeds | | |
| Morningglory, cypressvine | 3 | 2 |
| Palmleaf | 3 | 2 |
| pitted | 3 | 2 |
| Smartweed species | 4 | 3 |
| Sedges | | |
| Nutsedge, species | 4 | 3 |
| Rice flatsedge | 4 | 3 |

*Sprangletop - suppression only with a post-emergence followed by a post-emergence application system. Apply a registered herbicide to obtain adequate control.

- It is essential that the soil treatment or initial post application in the post followed by post application program is activated by flushing the rice field or with sufficient rainfall. To maintain herbicidal activity until a permanent flood is established, subsequent flushing or rainfall is needed after the second post-emergence application of **Sharda Imazethapyr 2**.
- All post-emergence applications **must** occur before tillering to control grasses.
- Pre-plant incorporated treatments of **Sharda Imazethapyr 2** provide more consistent grass control only if thoroughly incorporated and clod-free.

When applied as directed in the **Use Rate Information** section of this label, **Sharda Imazethapyr 2** will **suppress** the following weeds:
Weeds Suppressed: Alligatorweed; Dayflower, spreading; Ducksalad; Eclipta; Mexicanweed; Morningglory, Entireleaf; Morningglory, ivyleaf; Morningglory, tall; Purple ammannia (redstem); Texasweed; Water plantain (Common arrowhead)

Tank Mixtures

To improve control of the broadleaf weeds listed under Weeds Suppressed in the **WEEDS CONTROLLED** section, and for acceptable control of other broadleaf weeds, use an appropriate tank mix partner in combination with the post-emergence application of **Sharda Imazethapyr 2**.

The below may be used in tank mix combination:

- **Quinclorac** for enhanced barnyardgrass control and control of morningglories, eclipta, jointvetch and hemp sesbania. A crop oil may be used with the enhanced resistant varieties. See label for specific rate instructions.
- **Pendimethalin**. See label for specific rate instructions.
- **Sodium Bentazon** for the control of large dayflower, ducksalad, eclipta, redstem, smartweed and water plantains. **DO NOT** add the additional crop oil concentrate. See label for specific rate instructions.
- **Sodium Bentazon + Sodium Acifluorfen** for control of dayflower, morningglory, smartweed, hemp sesbania and cocklebur. See label for specific rate instructions.
- **Acifluorfen**. Apply **acifluorfen** after the post application of **Sharda Imazethapyr 2** for control of hemp sesbania. See label for specific rate instructions.

- Propanil herbicides. Apply propanil for the control of hemp sesbania, Mexicanweed and redweed. **DO NOT** include nonionic surfactant in this tank mix if propanil formulation already contains an adjuvant. See label for specific rate instructions.
- **Cyhalofop-butyl** – apply with the second post-emergence application in the post-emergence followed by post-emergence program for sprangletop control. See label for specific rate instructions.

When **Sharda Imazethapyr 2** is used in combination with another herbicide, see the respective label for rates, methods of application, proper timing, weeds controlled, restrictions and precautions. Always use in accordance with the more restrictive label restrictions and precautions. **DO NOT** exceed label dosages. **DO NOT** mix **Sharda Imazethapyr 2** with any product containing a label prohibiting such mixtures.

ROTATIONAL CROPS

The following rotational crops may be planted following application of **Sharda Imazethapyr 2** for use rates up to 8 fl. oz. (0.125 lb. a.e./A) per acre per year at the intervals listed below.

For use rates higher than 8 fl. oz. per acre (0.125 lb. a.e./A) per year up to 12 fl. oz. (0.188 lb. a.e./A) per acre per year, SOYBEAN is the only crop that may be planted the following year.

| Rotational Crop Restrictions: | |
|-------------------------------|--|
| Anytime: | Imidazolinone-resistant rice varieties and hybrids (not less than 75% hybrid seed) Lima beans Peanuts Southern peas Soybeans |
| 4 months after application: | Alfalfa Edible beans and peas (other than lima beans and Southern peas) Rye Wheat |
| 8 ½ months after application: | Field corn Field corn grown for seed |
| 9 ½ months after application: | Barley Tobacco |
| 18 months after application: | Cotton Lettuce Oats Popcorn Rice (non-imidazolinone-resistant) Safflower Sorghum Sunflower Sweet corn |
| 26 months after application: | Flax Potatoes |
| 40 months after application: | All crops not listed* |

*40 months after a **Sharda Imazethapyr 2** application, and before planting any crop not listed elsewhere in the **ROTATIONAL CROPS** restrictions, a successful field bioassay must be completed. The field bioassay consists of a test strip of the intended rotational crop planted across the previously treated field and grown to maturity. The test strip must include low areas and knolls, and include variations in soil including type and pH. If no crop injury is evident in the test strip, the intended rotational crop may be planted the following year.

Use of **Sharda Imazethapyr 2** in accordance with label directions is expected to result in normal growth of rotational crops in most situations; however, various environmental and agronomic factors make it impossible to eliminate all risks associated with the use of this product and, because of this, rotational crop injury is always possible.]

STORAGE AND DISPOSAL

DO NOT contaminate water, food, or feed by storage or disposal.

Pesticide Storage: Keep from freezing: **DO NOT** store below 32°F.

Pesticide Disposal: Pesticide wastes are toxic. Improper disposal of excess pesticide, spray mixture or rinsate is a violation of Federal Law. Wastes resulting from the use of this product must be disposed of on site or at an approved waste disposal facility. If these

wastes cannot be disposed of by use according to label instructions, contact your State Pesticide or Environmental Control Agency, or the Hazardous Waste representative at the nearest EPA region office for guidance.

Container Handling:

NONREFILLABLE CONTAINER (EQUAL TO OR LESS THAN 5 GALLONS): DO NOT reuse or refill this container. Triple rinse container (or equivalent) promptly after emptying. Triple rinse as follows: Empty the remaining contents into application equipment or a mix tank and drain for 10 seconds after the flow begins to drip. Fill the container 1/4 full with water and recap. Shake for 10 seconds. Pour rinsate into application equipment or a mix tank or store rinsate for later use or disposal. Drain for 10 seconds after the flow begins to drip. Repeat this procedure two more times. Offer for recycling, if available.

NONREFILLABLE CONTAINER (GREATER THAN 5 GALLONS): DO NOT reuse or refill this container. Triple rinse container (or equivalent) promptly after emptying. Triple rinse as follows: Empty the remaining contents into application equipment or a mix tank. Fill the container 1/4 full with water. Replace and tighten closures. Tip container on its side and roll it back and forth, ensuring at least one complete revolution, for 30 seconds. Stand the container on its end and tip it back and forth several times. Turn the container over onto its other end and tip it back and forth several times. Empty the rinsate into application equipment or a mix tank or store rinsate for later use or disposal. Repeat this procedure two more times. Offer for recycling, if available.

REFILLABLE CONTAINER: Refill this container with pesticide only. **DO NOT** reuse this container for any other purpose. Cleaning the container before final disposal is the responsibility of the person disposing of the container. Cleaning before refilling is the responsibility of the refiller. To clean the container before final disposal, empty the remaining contents from this container into application equipment or mix tank. Fill the container about 10 percent full with water. Agitate vigorously or recirculate water with the pump for 2 minutes. Pour or pump rinsate into application equipment or rinsate collection system. Repeat this rinsing procedure two more times.

CONDITIONS OF SALE AND LIMITATION OF WARRANTY AND LIABILITY

NOTICE: Read the entire Directions for Use and Conditions of Sale and Limitation of Warranty and Liability before buying or using this product. If the terms are not acceptable, return the product at once, unopened, and the purchase price will be refunded.

The Directions for Use of this product must be followed carefully. It is impossible to eliminate all risks inherently associated with the use of this product. Ineffectiveness or other unintended consequences may result because of such factors as manner of use or application, weather, presence of other materials or other influencing factors in the use of the product, which are beyond the control of Sharda USA LLC or Seller. To the extent consistent with applicable law, all such risks shall be assumed by Buyer and User, and Buyer and User agree to hold Sharda USA LLC and Seller harmless for any claims relating to such factors.

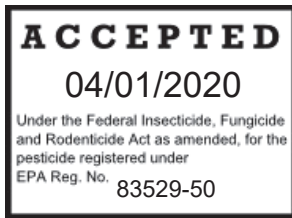
Sharda USA LLC warrants that this product conforms to the chemical description on the label and is reasonably fit for the purposes stated in the Directions for Use, subject to the inherent risks referred to above, when used in accordance with directions under normal use conditions. This warranty does not extend to the use of this product contrary to label instructions, or under conditions not reasonably foreseeable to or beyond the control of Seller or Sharda USA LLC and Buyer and User assume the risk of any such use. To the extent consistent with applicable law, SHARDA USA LLC MAKES NO WARRANTIES OF MERCHANTABILITY OR OF FITNESS FOR A PARTICULAR PURPOSE NOR ANY OTHER EXPRESS OR IMPLIED WARRANTY EXCEPT AS STATED ABOVE.

To the extent consistent with applicable law, neither Sharda USA LLC nor Seller shall be liable for any incidental, consequential or special damages resulting from the use or handling of this product. **TO THE EXTENT CONSISTENT WITH APPLICABLE LAW, THE EXCLUSIVE REMEDY OF THE USER OR BUYER, AND THE EXCLUSIVE LIABILITY OF SHARDA USA LLC AND SELLER FOR ANY AND ALL CLAIMS, LOSSES, INJURIES OR DAMAGES (INCLUDING CLAIMS BASED ON BREACH OF WARRANTY, CONTRACT, NEGLIGENCE, TORT, STRICT LIABILITY OR OTHERWISE) RESULTING FROM THE USE OR HANDLING OF THIS PRODUCT, SHALL BE THE RETURN OF THE PURCHASE PRICE OF THE PRODUCT OR, AT THE ELECTION OF SHARDA USA LLC OR SELLER, THE REPLACEMENT OF THE PRODUCT.** Sharda USA LLC and Seller offer this product, and Buyer and User accept it, subject to the foregoing Conditions of Sale and Limitation of Warranty and Liability, which may not be modified except by written agreement signed by a duly authorized representative of Sharda USA LLC.

[All trademarks are the property of their respective owners.]

Supplemental Label

Manufactured for:
Sharda USA LLC 
7217 Lancaster Pike, Suite A
Hockessin, Delaware 19707



Sharda Imazethapyr 2

ABN: Caprice

HERBICIDE FOR USE IN RICE*

*For use on imidazolinone-resistant rice varieties and hybrids only (not less than 75% hybrid seed)

EPA Reg. No. 83529-50

This supplemental label expires March 31, 2021 and must not be used or distributed after this date.

THIS LABELING MUST BE IN THE POSSESSION OF THE USER AT THE TIME OF APPLICATION. READ THE LABEL AFFIXED TO THE CONTAINER FOR SHARDA IMAZETHAPYR 2 BEFORE APPLYING. USE OF SHARDA IMAZETHAPYR 2 ACCORDING TO THIS LABELING IS SUBJECT TO THE USE PRECAUTIONS AND LIMITATIONS IMPOSED BY THE LABEL AFFIXED TO THE CONTAINER FOR SHARDA IMAZETHAPYR 2.

DIRECTIONS FOR USE

It is a violation of Federal law to use this product in a manner inconsistent with its labeling.

DO NOT apply this product in a way that will contact workers or other persons, either directly or through drift. Only protected handlers may be in the area during application. For any requirements specific to your State or Tribe, consult the agency responsible for pesticide regulation. This labeling must be in the possession of the user at the time of pesticide application.

Observe all cautions and limitations on this label and on the labels of products used in combination with **Sharda Imazethapyr 2**. **DO NOT** use **Sharda Imazethapyr 2** other than in accordance with the instructions set forth on this label. The use of **Sharda Imazethapyr 2** not consistent with this label may result in injury to crops. Keep containers closed to avoid spills and contamination.

RICE – IMIDAZOLINONE-RESISTANT RICE ONLY

(Not for use in California.)

DIRECTIONS FOR USE

Sharda Imazethapyr 2 can be applied pre-plant incorporated (PPI) up to 7 days before rice planting, pre-emergence and post-emergence for weed control in imidazolinone-resistant rice only. Make application of **Sharda Imazethapyr 2** only on selected rice varieties or hybrids (not less than 75% hybrid seed) labeled as imidazolinone-resistant and warranted by the seed company to possess resistance to direct application of certain imidazolinone herbicides.

DO NOT make application of **Sharda Imazethapyr 2** to rice varieties or hybrids (less than 75% hybrid seed) without resistance to imidazolinone herbicides as **Sharda Imazethapyr 2** will destroy all non-imidazolinone-resistant rice. Contact your seed supplier, chemical dealer or Sharda USA LLC to obtain information regarding imidazolinone-resistant rice varieties.

Adhere to Part 201.11a Hybrid of the Federal Seed Act Regulations, labeling agricultural seeds: If any one kind or kind and variety of seed present in excess of 5 percent is “hybrid” seed, it shall be designated “hybrid” on the label. The percentage that is hybrid shall be at least 95 percent of the percentage of pure seed shown unless the percentage of pure seed which is hybrid seed is shown separately. If two or more kinds or varieties are present in excess of 5 percent and are named on the label, each that is hybrid shall be designated as hybrid on the label. Any one kind or kind and variety that has pure seed which is less than 95 percent but more than 75 percent hybrid seed as a result of incompletely controlled pollination in a cross shall be labeled to show (a) the percentage of pure seed that is hybrid seed or (b) a statement including “Contains from 75 percent to 95 percent hybrid seed.” No one kind or variety of seed shall be labeled as hybrid if the pure seed contains less than 75 percent hybrid seed.

Sharda Imazethapyr 2 controls weeds by root and foliage uptake. Sufficient soil moisture is important for optimum **Sharda Imazethapyr 2** activity. When soil moisture is sufficient, **Sharda Imazethapyr 2** will provide control of susceptible germinating weeds. The level of control on established weeds depends on weed species and location of its root system in the soil. Activity of **Sharda Imazethapyr 2** on susceptible weeds is typically seen in 10 to 14 days.

Crops that are grown under environmental stress conditions may exhibit adverse symptoms which can be more pronounced if herbicides are applied. Imidazolinone-resistant rice plants treated with **Sharda Imazethapyr 2** may exhibit a height reduction. These results occur infrequently and are temporary. Normal growth and appearance may resume within 14 to 28 days. **Sharda Imazethapyr 2** may be applied to imidazolinone-resistant rice under all tillage systems, drill or broadcast dry-seeded and clear water-seeded (resistant varieties and hybrids only). The use rate and timing of application may vary with these production systems (refer to use rate information and sections below).

Sharda Imazethapyr 2 must be applied two times per year to control the weeds listed in the **WEEDS CONTROLLED** section of this label. Use of **Sharda Imazethapyr 2** in accordance with label directions is expected to result in normal growth of rotational crops in most situations; however, various environmental and agronomic factors make it impossible to eliminate all risks associated with the use of this product and, because of this, rotational crop injury is always possible. Under some conditions (including heavy texture soil, high organic matter or low pH), **Sharda Imazethapyr 2** may cause injury to subsequent planted crops. Vegetable crops, cotton and non-imidazolinone-resistant rice are sensitive to **Sharda Imazethapyr 2** residues in the soil.

Replanting

If replanting becomes necessary in a field previously treated with **Sharda Imazethapyr 2**, the field may be replanted to imidazolinone-resistant rice, lima beans, peanuts, Southern peas, or soybeans. Rework the soil no deeper than the treated zone.

DO NOT apply a second treatment of **Sharda Imazethapyr 2** or other imidazolinone-containing products.

Naturally occurring biotypes* of some weeds listed on this label may not be adequately controlled by this or other products with the ALS/AHAS enzyme-inhibiting mode of action. Other herbicides with ALS/AHAS enzyme mode of action include sulfonylureas, sulfonamides and pyrimidyl benzoates. If naturally occurring ALS/AHAS-resistant biotypes are present in a field, tank mix or sequentially apply **Sharda Imazethapyr 2** for imidazolinone-resistant rice or any of the ALS/AHAS enzyme inhibiting mode-of-action herbicides, with an appropriate registered herbicide having a different mode of action to ensure control.

*A weed biotype is a naturally occurring plant within a given species that has a slightly different, but distinct, genetic makeup from other plants.

MIXING INSTRUCTIONS

Post-emergence applications of Sharda Imazethapyr 2 that use of an adjuvant: Use an adjuvant certified by the Chemical Producers and Distributors Association (CPDA) when an adjuvant is used with **Sharda Imazethapyr 2**.

SURFACTANTS

With resistant varieties or hybrids, make application with a crop oil at 1 to 2 pts./A.

Fill the spray tank 1/2 to 3/4 full with clean water. Use a calibrated measuring device to measure the required amount of **Sharda Imazethapyr 2**. Add **Sharda Imazethapyr 2** to the spray tank while agitating. Add adjuvants and fill the remainder of the tank with water. **DO NOT** add a crop oil concentrate when mixing **Sharda Imazethapyr 2** and carfentrazone-ethyl herbicide or crop injury may occur. When mixing **Sharda Imazethapyr 2** and carfentrazone-ethyl herbicide, use a quality nonionic surfactant (NIS) at 0.25% v/v having at least 80% active ingredient.

TANK MIX COMBINATIONS WITH SHARDA IMAZETHAPYR 2 AND OTHER HERBICIDES

Add components in the following order while maintaining agitation:

1. Fill spray tank 1/2 full with clean water.
2. Add soluble-packet products and thoroughly mix.
3. Add WP (wetttable powder), DG (dispersible granule), DF (dry flowable) or liquid flowable formulations not in soluble packets.
4. Add **Sharda Imazethapyr 2** and thoroughly mix.
5. Add other aqueous solution products.
6. Add EC (emulsifiable concentrate) products.
7. Add surfactant or crop oil to the spray tank.
8. Fill the remainder of the tank with water.

Drain and thoroughly clean spray equipment with water before using to apply other products to avoid injury to sensitive crops. When **Sharda Imazethapyr 2** is used in combination with other herbicides, refer to the respective label for rates, methods of application, proper timing, weeds controlled, restrictions and precautions. Always use in accordance with the more restrictive label restrictions and precautions. **DO NOT** exceed label dosages. **DO NOT** mix **Sharda Imazethapyr 2** with any product containing a label prohibiting such mixtures.

APPLICATION INSTRUCTIONS

Sharda Imazethapyr 2 can be applied to imidazolinone-resistant rice under all tillage systems, drill or broadcast dry-seeded and clear water-seeded (resistant varieties and hybrids only). **Sharda Imazethapyr 2** must be applied twice per year to control weeds listed in the **WEEDS CONTROLLED** section of this label using one of the following two programs: 1) A soil application followed by post-emergence application OR 2) Two post-emergence applications.

In the soil followed by post program, the soil treatment is applied either pre-plant incorporated or pre-emergence followed by a post-emergence application before establishing the permanent flood. The soil treatment must be activated by flushing the rice field or with adequate rainfall. To maintain herbicidal activity until a permanent flood is established, subsequent flushing or rainfall is needed.

In the post followed by post program (resistant varieties and hybrids only), the first post application is made at the spike to 2-leaf stage of imidazolinone-resistant rice followed by a second post application made at the 3- to 5-leaf stage of imidazolinone-resistant rice. The first post application must be activated by flushing the rice field or by adequate rainfall after application. To maintain herbicidal activity until a permanent flood is established, subsequent flushing or rainfall is necessary after the second post application is made.

Even though weeds may not be present, making the second application before establishing permanent flood is critical for controlling weeds that have not emerged. A single application of **Sharda Imazethapyr 2** will not provide enough residual activity for season-long weed control.

Soil Followed by Post Application

In conservation tillage systems, weeds may germinate and emerge from below treated soil resulting in weed escapes. For control of these escapes, a subsequent post-emergence application must be made at the correct growth stage of the weed (see **WEEDS CONTROLLED** section of this label). Rainfall (at least 0.5 inch) or flushing that uniformly wets the soil to a depth of 2 inches within 2 days of **Sharda Imazethapyr 2** application is needed to maximize weed control.

Conservation Tillage or Stale Seedbed Application

Many soils are prepared in the fall and not tilled in the spring to ensure an optimum seedbed for rice planting and herbicide application. To control weeds prior to planting, use a burndown herbicide registered for this use before making application of **Sharda Imazethapyr 2**. Refer to the **Pre-Emergence Application** section for **Sharda Imazethapyr 2** for imidazolinone-resistant rice.

Pre-Plant Incorporated Application

Application of **Sharda Imazethapyr 2** can be made as a pre-plant incorporated treatment up to 7 days before rice planting. Typically, application during final seedbed preparation just before rice planting provides the best weed control. The soil must be free of clods or weed escapes may result. If small weeds are present during **Sharda Imazethapyr 2** application, addition of a glyphosate or paraquat product can be made. When application is made pre-plant incorporated, uniformly incorporate **Sharda Imazethapyr 2** (at least a single pass with a field cultivator, no disks) to a depth of 1 to 2 inches.

Pre-Emergence Application

Application of **Sharda Imazethapyr 2** can be made as a pre-emergence treatment before rice emergence. Make application immediately after planting for the best results. If weeds are present at time of application, include a burndown product registered for this use.

Adequate soil moisture is needed for optimum herbicide activation for all methods of soil application. If adequate precipitation (usually 0.5 inch) does not occur within 2 days after application, a flush (flood irrigation) is advised to move **Sharda Imazethapyr 2** into the weed germination zone for optimum activity. The amount of rainfall or irrigation required depends on existing soil moisture, soil texture and organic matter content. Sufficient water to moisten the soil to a depth of 2 inches is normally adequate. When adequate moisture is received after dry conditions, **Sharda Imazethapyr 2** will provide residual control of susceptible germinating weeds; activity on established weeds will depend on the weed species and the location of its root system in the soil.

Sharda Imazethapyr 2 controls weeds by root uptake and translocation to the growing points where it inhibits weed growth. Susceptible weeds may emerge but growth will stop and the weeds will become noncompetitive with the rice.

Post-Emergence Application (prior to permanent flood)

Make application of **Sharda Imazethapyr 2** post-emergence to imidazolinone-resistant rice in the 3-leaf growth stage through the 5-leaf growth stage before establishing the permanent flood. Application of **Sharda Imazethapyr 2** must be made to actively growing weeds. **DO NOT** make application into standing water (levee furrows or potholes) or flooded rice as weed control will be reduced. Initiate permanent flood within 2 days of post-emergence application or as soon as the growth stage of rice permits. If the permanent

flood is delayed and rainfall is insufficient for optimum rice growth, flush to maintain **Sharda Imazethapyr 2** soil activity and to promote rice development. Include a surfactant with all post-emergence applications to maximize weed control.

Post followed by Post-Application Resistant Varieties and Hybrids Only

For resistant varieties and hybrids, a post followed by post application in imidazolinone-resistant rice may be made. Make the first post application when the rice is no larger than the spike to 2-leaf stage of growth; then make the second post application approximately 10 to no more than 14 days later when the rice is in the 3- to 5-leaf stage of growth.

Include a surfactant with all post-emergence applications to maximize weed control.

First Post-Emergence Application

(Spike to 2-leaf imidazolinone-resistant rice growth stage)

Make application of **Sharda Imazethapyr 2** post-emergence to imidazolinone-resistant rice in the spike stage through the 2-leaf growth stage. **Sharda Imazethapyr 2** must be applied to actively growing weeds.

Adequate soil moisture is needed for optimum activation for the first post-emergence application in the post followed by post program. If sufficient precipitation (usually 0.5 inch) does not occur within 2 days after application, a flush (flood irrigation) is advised to move into the weed germination zone for maximum activity. The amount of rainfall or irrigation required following application depends on existing soil moisture, soil texture and organic matter content. Sufficient water to moisten the soil to a depth of 2 inches is normally adequate. When adequate moisture is received after dry conditions, **Sharda Imazethapyr 2** will provide residual control of susceptible germinating weeds; activity on established weeds will depend on the weed species and the location of its root system in the soil.

Second Post-Emergence Application

(10 to no more than 14 days after the first post-emergence application; 3- to 5-leaf imidazolinone-resistant rice growth stage; before permanent flood)

Make application of **Sharda Imazethapyr 2** post-emergence to imidazolinone-resistant rice in the 3-leaf growth stage through the 5-leaf growth stage, before establishing the permanent flood. Application of **Sharda Imazethapyr 2** must be made to actively growing weeds. **DO NOT** apply into standing water (levee furrows or potholes) or flooded rice as weed control will be reduced. Initiate permanent flood within 2 days of post-emergence application or as soon as the growth stage of rice permits. If the permanent flood is delayed and rainfall is insufficient for optimum rice growth, flush to maintain **Sharda Imazethapyr 2** soil activity and to promote rice development.

DO NOT make application of **Sharda Imazethapyr 2** to rice growing under stress induced by adverse conditions including other herbicide injury, cool temperatures, saline soil, nutrient deficiency and disease pressure, or to rice when conditions are forecast that stress rice, especially cool temperatures. If applied under these conditions, stunting and/or yellowing may occur in rice. Weed control may be reduced when application of **Sharda Imazethapyr 2** is made during stress conditions.

An adjuvant must be added to the spray solution for optimum weed control activity. See the **SURFACTANTS** section under **MIXING INSTRUCTIONS** for specific instructions.

When application of **Sharda Imazethapyr 2** is made post-emergence, uptake occurs through the roots and foliage. Susceptible weeds stop growing and either die or become noncompetitive with the crop. Activity of **Sharda Imazethapyr 2** on susceptible weeds is usually seen in 10 to 14 days. **Sharda Imazethapyr 2** controls many existing broadleaf and grass weeds when applied post-emergence, and also provides control of susceptible weeds that may emerge after application.

Make application of **Sharda Imazethapyr 2** a minimum of 1 hour before rainfall.

Use Rate Information

For broad-spectrum, season-long weed control, make a sequential application of **Sharda Imazethapyr 2** pre-plant incorporated or pre-emergence followed by a post-emergence application to imidazolinone-resistant rice at the 3- to 5-leaf growth stage, or sequentially apply **Sharda Imazethapyr 2** post-emergence (spike to 2-leaf) followed by a second post-emergence application (3- to 5-leaf) on resistant varieties and hybrids (not less than 75% hybrid seed) only. If weeds listed on this label escape the soil application or first post-emergence application and become larger than the crop, for control, the subsequent post-emergence application must be made at the correct growth stage of the weed. Post-emergence application to less than 3-leaf rice may cause crop injury. Application to less than 2-leaf rice may reduce stands on first generation resistant varieties.

Use Restrictions Imidazolinone-Resistant Rice:

- **DO NOT** apply more than 6 oz. (0.094 lb. a.e./A) per acre per application.

- **DO NOT** make more than 2 applications of **Sharda Imazethapyr 2** per year.
- **DO NOT** apply more than 12 oz. (0.188 lb. a.e./A) per acre per year.
- Pre-harvest interval (PHI): **45 days** between the last application of **Sharda Imazethapyr 2** and rice harvest when total amount of **Sharda Imazethapyr 2** is equal to or less than 8 oz. (0.125 lb. a.e./A) per acre per year.
- Pre-harvest interval (PHI): **85 days** between the last application of **Sharda Imazethapyr 2** and rice harvest when total amount of **Sharda Imazethapyr 2** exceeds 8 oz. (0.125 lb. a.e./A) per acre per year.
- **DO NOT** use water from **Sharda Imazethapyr 2**-treated field to irrigate food or feed crops not registered for use with **Sharda Imazethapyr 2** or imazethapyr herbicides.
- **DO NOT** use flood water as a water source for livestock.
- Applications may only be made post-emergence to rice at the spike to 2-leaf and 3- to 5-leaf stages.
- **DO NOT** apply more than 12 oz. (0.188 lb. a.e./A) per acre per year to imidazolinone-resistant varieties or hybrids (not less than 75% hybrid seed).

| IMIDAZOLINONE-RESISTANT VARIETIES AND HYBRIDS (not less than 75% hybrid seed) | |
|--|---|
| Tillage | Rates Per Acre |
| Soils suitable for spring tillage and incorporation of Sharda Imazethapyr 2 | 4 to 6* oz. (0.063 to 0.094 lb. a.e./A) pre-plant incorporated – followed by - 4 to 6 oz. (0.063 to 0.094 lb. a.e./A) post-emergence (3- to 5-leaf) OR 4 to 6 oz. (0.063 to 0.094 lb. a.e./A) pre-emergence – followed by - 4 to 6 oz. (0.063 to 0.094 lb. a.e./A) post-emergence (3- to 5-leaf) OR 4 to 6 oz. (0.063 to 0.094 lb. a.e./A) post-emergence (spike to 2-leaf) – followed by - 4 to 6 oz. (0.063 to 0.094 lb. a.e./A) post-emergence (3- to 5-leaf) |
| Conservation tillage or stale seedbed | 4 to 6 oz. (0.063 to 0.094 lb. a.e./A) pre-emergence – followed by - 4 to 6 oz. (0.063 to 0.094 lb. a.e./A) post-emergence (3- to 5-leaf) OR 4 to 6 oz. (0.063 to 0.094 lb. a.e./A) post-emergence (spike to 2-leaf) – followed by - 4 to 6 oz. (0.063 to 0.094 lb. a.e./A) post-emergence (3- to 5-leaf) |

*Use higher labeled use rates under higher weed pressure and/or large weeds.

WEEDS CONTROLLED

When application is made sequentially as directed, **Sharda Imazethapyr 2** will control the following weeds:

| Weeds Controlled | Leaf Stage (up to) | Maximum Height (inches) |
|---------------------------|--------------------|-------------------------|
| Annual Grasses | | |
| Barnyardgrass | 4 | 4 |
| Crabgrass, large | 3 | 3 |
| Johnsongrass, seedling | 4 | 5 |
| Red rice | 4 | 5 |
| Shattercane | 4 | 6 |
| Signalgrass, broadleaf | 3 | 2 |
| Sprangletop* | 2 | 2 |
| Broadleaf Weeds | | |
| Morningglory, cypressvine | 3 | 2 |
| Palmleaf | 3 | 2 |
| pitted | 3 | 2 |
| Smartweed species | 4 | 3 |
| Sedges | | |
| Nutsedge, species | 4 | 3 |
| Rice flatsedge | 4 | 3 |

*Sprangletop - suppression only with a post-emergence followed by a post-emergence application system. Apply a registered herbicide to obtain adequate control.

- **It is essential that the soil treatment or initial post application in the post followed by post application program is activated by flushing the rice field or with sufficient rainfall. To maintain herbicidal activity until a permanent flood is established, subsequent flushing or rainfall is needed after the second post-emergence application of Sharda Imazethapyr 2.**
- All post-emergence applications **must** occur before tillering to control grasses.
- Pre-plant incorporated treatments of **Sharda Imazethapyr 2** provide more consistent grass control only if thoroughly incorporated and clod-free.

When applied as directed in the **Use Rate Information** section of this label, **Sharda Imazethapyr 2** will **suppress** the following weeds:
Weeds Suppressed: Alligatorweed; Dayflower, spreading; Ducksalad; Eclipta; Mexicanweed; Morningglory, Entireleaf; Morningglory, ivyleaf; Morningglory, tall; Purple ammannia (redstem); Texasweed; Water plantain (Common arrowhead)

Tank Mixtures

To improve control of the broadleaf weeds listed under Weeds Suppressed in the WEEDS CONTROLLED section, and for acceptable control of other broadleaf weeds, use an appropriate tank mix partner in combination with the post-emergence application of **Sharda Imazethapyr 2**.

The below may be used in tank mix combination:

- **Quinclorac** for enhanced barnyardgrass control and control of morningglories, eclipta, jointvetch and hemp sesbania. A crop oil may be used with the enhanced resistant varieties. See label for specific rate instructions.
- **Pendimethalin**. See label for specific rate instructions.
- **Sodium Bentazon** for the control of large dayflower, ducksalad, eclipta, redstem, smartweed and water plantains. **DO NOT** add the additional crop oil concentrate. See label for specific rate instructions.
- **Sodium Bentazon + Sodium acidfluorfen** for control of dayflower, morningglory, smartweed, hemp sesbania and cocklebur. See label for specific rate instructions.
- **Acifluorfen**. Apply **Acifluorfen** after the post application of **Sharda Imazethapyr 2** for control of hemp sesbania. See label for specific rate instructions.
- Propanil herbicides. Apply propanil for the control of hemp sesbania, Mexicanweed and redweed. **DO NOT** include nonionic surfactant in this tank mix if propanil formulation already contains an adjuvant. See label for specific rate instructions.
- **Cyhalofop-butyl** – apply with the second post-emergence application in the post-emergence followed by post-emergence program for sprangletop control. See label for specific rate instructions.

When **Sharda Imazethapyr 2** is used in combination with another herbicide, see the respective label for rates, methods of application, proper timing, weeds controlled, restrictions and precautions. Always use in accordance with the more restrictive label restrictions and precautions. **DO NOT** exceed label dosages. **DO NOT** mix **Sharda Imazethapyr 2** with any product containing a label prohibiting such mixtures.

ROTATIONAL CROPS

The following rotational crops may be planted following application of **Sharda Imazethapyr 2** for use rates up to 8 fl. oz. (0.125 lb. a.e./A) per acre per year at the intervals listed below.

For use rates higher than 8 fl. oz. per acre (0.125 lb. a.e./A) per year up to 12 fl. oz. (0.188 lb. a.e./A) per acre per year, SOYBEAN is the only crop that may be planted the following year.

| Rotational Crop Restrictions: | |
|-------------------------------|--|
| Anytime: | Imidazolinone-resistant rice varieties and hybrids (not less than 75% hybrid seed) Lima beans Peanuts Southern peas Soybeans |
| 4 months after application: | Alfalfa Edible beans and peas (other than lima beans and Southern peas) Rye Wheat |
| 8 ½ months after application: | Field corn Field corn grown for seed |
| 9 ½ months after application: | Barley Tobacco |
| 18 months after application: | Cotton Lettuce Oats Popcorn Rice (non-imidazolinone-resistant) Safflower Sorghum Sunflower |

| | |
|------------------------------|-----------------------|
| | Sweet corn |
| 26 months after application: | Flax Potatoes |
| 40 months after application: | All crops not listed* |

*40 months after a **Sharda Imazethapyr 2** application, and before planting any crop not listed elsewhere in the **ROTATIONAL CROP** restrictions, a successful field bioassay must be completed. The field bioassay consists of a test strip of the intended rotational crop planted across the previously treated field and grown to maturity. The test strip must include low areas and knolls, and include variations in soil including type and pH. If no crop injury is evident in the test strip, the intended rotational crop may be planted the following year.

Use of **Sharda Imazethapyr 2** in accordance with label directions is expected to result in normal growth of rotational crops in most situations; however, various environmental and agronomic factors make it impossible to eliminate all risks associated with the use of this product and, because of this, rotational crop injury is always possible.