	U.S. ENVIRONMENTAL PROTECTION AGENCY Office of Pesticide Programs Registration Division (7505P) Ariel Rios Building 1200 Pennsylvania Ave., NW Washington, D.C. 20460	EPA Reg. Number: 83529-32	Date of Issuance: NOV 9 2012
	NOTICE OF PESTICIDE: <input checked="" type="checkbox"/> Registration <input type="checkbox"/> Reregistration <small>(under FIFRA, as amended)</small>	Term of Issuance: unconditional	Name of Pesticide Product: Bashazon Herbicide
Name and Address of Registrant (include ZIP Code): Sharda USA LLC P.O. Box 640 Hockessin, DE 19707			
<p>Note: Changes in labeling differing in substance from that accepted in connection with this registration must be submitted to and accepted by the Registration Division, prior to use of the label in commerce. In any correspondence on this product always refer to the above EPA registration number.</p> <p>On the basis of information furnished by the registrant, the above named pesticide is hereby registered/reregistered under the Federal Insecticide, Fungicide and Rodenticide Act. Registration is in no way to be construed as an endorsement or recommendation of this product by the Agency. In order to protect health and the environment, the Administrator, on his motion, may at any time suspend or cancel the registration of a pesticide in accordance with the Act. The acceptance of any name in connection with the registration of a product under this Act is not to be construed as giving the registrant a right to exclusive use of the name or to its use if it has been covered by others.</p> <p>The basic formulation (dated 06/08/2012) is acceptable and will be added to your file.</p> <p>This product is registered in accordance with FIFRA section 3(c)(5) provided that you:</p> <ol style="list-style-type: none"> 1. Submit and/or cite all data required for registration review/reregistration of your product when the Agency requires all registrants of similar products to submit data. 2. Make the following label revision(s): <ol style="list-style-type: none"> a. Revise "EPA Reg. No.83529-" to "EPA Reg. No. 83529-32." b. Assure that the EPA establishment number and net contents are also added to the final printed label. 3. Per 40 CFR 156.10(6), submit one copy of your final printed labeling before you release the product for shipment. <p>If these conditions are not complied with, the registration will be subject to cancellation in accordance with FIFRA sec.6(e). Your release for shipment of the product constitutes acceptance of these conditions. A stamped copy of the label is enclosed for your records. If you have any questions regarding this notice, please contact Beth Benbow of my staff at benbow.bethany@epa.gov.</p>			
Signature of Approving Official: Kathryn V. Montague Project Manager 23 Herbicide Branch Registration Division (7505P)		Date: NOV 9 2012	

2/44

BASHAZON HERBICIDE

For postemergence use in beans, clover grown for seed, corn, peanuts, peas, peppermint, rice, sorghum, soybeans and spearmint

Active Ingredient:

Sodium salt of bentazon
(3-(1-methylethyl)-1H-2,1,3-benzothiadiazin-4(3H)-one 2,2-dioxide).....44.0%

Other Ingredients:.....56.0%

Total:.....100.0%

* Equivalent to 4 pounds of bentazon per gallon.

KEEP OUT OF REACH OF CHILDREN

CAUTION / PRECAUCION

Si usted no entiende la etiqueta, busque a alguien para que se la explique a usted en detalle. (If you do not understand this label, find someone to explain it to you in detail.)

FIRST AID

If swallowed	<ul style="list-style-type: none"> • Call a poison control center or doctor immediately for treatment advice. • Have person sip a glass of water if able to swallow. • DO NOT induce vomiting unless told to do so by a poison control center or doctor. • DO NOT give anything by mouth to an unconscious person.
If on skin or clothing	<ul style="list-style-type: none"> • Take off contaminated clothing. • Rinse skin immediately with plenty of water for 15 to 20 minutes. • Call a poison control center or doctor for treatment advice.
If in eyes	<ul style="list-style-type: none"> • Hold eye open and rinse slowly and gently with water for 15 to 20 minutes. • Remove contact lenses, if present, after first 5 minutes, then continue rinsing eyes. • Call a poison control center or doctor for treatment advice.

HOT LINE NUMBER

Have the product container or label with you when calling a poison control center or doctor or going for treatment. For 24-hour medical emergency assistance (human or animal) call 1-800-222-1222. For chemical emergency assistance (spill, leak, fire, or accident) call ChemTrec at 1-800-424-9300.


See inside booklet for complete First Aid, Precautionary Statements, Directions For Use, Conditions of Sale and Warranty, and state-specific crop and/or use site restrictions.

EPA Reg. No. 83529-

EPA Est No.

Net Contents: _____

Manufactured for: Sharda USA LLC
P.O. Box 640
Hockessin, DE 19707



**PRECAUTIONARY STATEMENTS
HAZARDS TO HUMANS AND DOMESTIC ANIMALS**

CAUTION. Harmful if swallowed or absorbed through skin. Causes moderate eye irritation. Avoid contact with eyes, skin, or clothing. Prolonged or frequently repeated skin contact may cause allergic reactions in some individuals.

Personal Protective Equipment (PPE)

Some materials that are chemically resistant to this product are made of a waterproof material. If you want more options, follow the instructions for Category A on an EPA chemical –resistance category selection chart.

Applicators and other handlers must wear:

- Long-sleeved shirt and long pants
- Chemical-resistant gloves
- Shoes plus socks

Follow the manufacturer's instructions for cleaning and maintaining PPE. If no such instructions for washables exist, use detergent and hot water. Keep and wash PPE separately from other laundry.

Engineering Controls Statement

When handlers use closed systems, enclosed cabs, or aircraft in a manner that meets the requirements listed in the Worker Protection Standard (WPS) for agricultural pesticides [40 CFR 170.240(d)(4-6)], the handler PPE requirements may be reduced or modified as specified in the WPS.

User Safety Recommendations

Users should:

- Wash hands before eating, drinking, chewing gum, using tobacco, or using the toilet.
- Remove clothing/PPE immediately if pesticide gets inside. Then wash thoroughly and put on clean clothing.
- Remove PPE immediately after handling this product. Wash the outside of gloves before removing. As soon as possible, wash thoroughly and change into clean clothing.

Environmental Hazards

For terrestrial uses, **DO NOT** apply directly to water, or to areas where surface water is present or to intertidal areas below the mean high water mark. **DO NOT** contaminate water when disposing of equipment wash waters or rinsate. Bentazon, which is present in this product, is known to leach through soil into groundwater under certain conditions as a result of agricultural use. Use of this chemical in areas where soils are permeable, particularly where the water table is shallow, may result in groundwater contamination.

Notice: It is a violation of federal law to use any pesticide in a manner that results in the death of an endangered species or in adverse modification of their habitat.

DIRECTIONS FOR USE

It is a violation of federal law to use this product in a manner inconsistent with its labeling.

4/44

DO NOT apply this product in a way that will contact workers or other persons, either directly or through drift. Only protected handlers may be in the area during application. For any requirements specific to your state or tribe consult the agency responsible for pesticide regulation.

Unless otherwise directed in supplemental labeling, all applicable directions, restrictions, precautions and Conditions of Sale and Warranty are to be followed. This labeling must be in the user's possession during application.

AGRICULTURAL USE REQUIREMENTS

Use this product only in accordance with its labeling and with the Worker Protection Standard, 40 CFR part 170. This standard contains requirements for the protection of agricultural workers on farms, forests, nurseries, and greenhouses, and handlers of agricultural pesticides. It contains requirements for training, decontamination, notification, and emergency assistance. It also contains specific instructions and exceptions pertaining to the statements on this label about personal protective equipment (PPE) and restricted-entry interval. The requirements in this box only apply to uses of this product that are covered by the Worker Protection Standard.

DO NOT enter or allow worker entry into treated areas during the restricted-entry interval (REI) of 48 hours.

PPE required for early entry to treated areas that is permitted under the Worker Protection Standard and that involves contact with anything that has been treated, such as plants, soil, or water, is:

- Coveralls
- Chemical-resistant gloves
- Shoes plus socks

PRODUCT INFORMATION

BashAzon Herbicide is intended for selective postemergence control of certain broadleaf weeds and sedges in beans, clover grown for seed, corn, peanuts, peas, peppermint, rice, sorghum, soybeans, and spearmint. BashAzon Herbicide does not control grasses.

Mode of Action

BashAzon Herbicide is effective mainly through contact action; therefore, weeds must be thoroughly covered with spray.

Crop Tolerance

All labeled crops are tolerant to BashAzon Herbicide. Leaf speckling or bronzing may occur, but plants generally outgrow this condition within 10 days. New growth is normal and crop vigor is not reduced.

Cleaning Spray Equipment

Clean application equipment thoroughly by using a strong detergent or commercial sprayer cleaner according to the manufacturer's directions and then triple rinsing the equipment before and after applying this product.

APPLICATION INSTRUCTIONS

Applications can be made to actively growing weeds as broadcast, band, or spot spray applications at the rates and growth stages listed in the weed tables. The most effective control will result from making postemergence applications of BashAzon Herbicide early, when weeds are small. Early application produces the most beneficial effect on weed control (exceptions: yellow nutsedge and Canada thistle), allows use of the lower rate (depending on weed species), and makes thorough spray coverage easier to obtain. Delaying application permits weeds to exceed the maximum size stated and will prevent adequate control. **DO NOT** apply when conditions favor drift from target area or when windspeed is greater than 10 mph. Apply specified rates of BashAzon Herbicide to actively growing weeds before they reach the maximum sizes listed in **Table 1. Application Rates for Specific Weed Growth Stages For All Crops Except Rice**. For the specified use rates of BashAzon Herbicide in rice, refer to **Table 3. Application Rates for Rice - Flooded Fields** and **Table 4. Application Rates for Rice - Drained Fields** in **Crop-Specific Information** section.

Irrigation

In irrigated areas, it may be necessary to irrigate before treatment to ensure active weed growth because weeds growing under drought conditions usually are not satisfactorily controlled.

Spray Coverage

Weeds must be thoroughly covered with spray. Dense leaf canopies shelter smaller weeds and can prevent adequate spray coverage.

Cultivation

DO NOT cultivate within 5 days before applying BashAzon Herbicide or 7 days after application. Timely cultivation after 7 days may help provide season-long control.

Aerial Application Methods and Equipment

Water Volume: Use a minimum of 5 gallons of water per acre (except 10 gallons for rice).

Spray Pressure: Use up to 40 psi.

Application Equipment: Use only diaphragm-type nozzles that produce cone or fan spray patterns.

Nozzles: Nozzles must not be more than 10 feet above the crop. Nozzles must be oriented to discharge straight back with the air stream (opposite the direction of travel of the aircraft) or at some angle between straight back and straight down.

6/44

Special Directions for Aerial Application

To obtain uniform coverage and to avoid drift hazards, follow these guidelines:

- **DO NOT** apply BashAzon Herbicide by aircraft when wind is blowing more than 10 mph (except above 5 mph in California).
- Use coarse sprays (larger droplets) as they are less likely to drift.
- **DO NOT** apply BashAzon Herbicide by air if sensitive species (such as cotton, sugar beets, sunflowers, or okra) are within 200 feet downwind.

The applicator must follow the most restrictive use cautions to avoid drift hazards, including those found in this labeling as well as applicable state and local regulations and ordinances.

Ground Application Methods and Equipment (Broadcast)

Water Volume: Use 10 to 20 gallons of spray solution per broadcast acre for optimal performance.

Spray Pressure: Use a minimum of 40 psi (measured at the boom, not at the pump or in the line).

Note: When using the lower volume (i.e. 10 gallons per acre) or when crop and weed foliage is dense, use a minimum of 60 psi for best results.

Application Equipment: Use standard high-pressure pesticide flat fan or hollow cone nozzles spaced up to 20 inches apart. **DO NOT** use flood, whirl chamber, or controlled droplet applicator (CDA) nozzles as erratic coverage can cause inconsistent weed control. **DO NOT** use selective application equipment such as recirculating sprayers or wiper applicators. Good coverage is essential for maximum control.

BashAzon Herbicide can be used in the following crops:

- | | | | |
|-----------------------|-----------|-----------------|-----------|
| Beans, dry | Corn | Peas, succulent | Sorghum |
| Beans, succulent | Peanuts | Peppermint | Soybeans |
| Clover grown for seed | Peas, dry | Rice | Spearmint |

Table 1. Application Rates for Specific Weed Growth Stages for All Crops Except Rice*

Weeds Controlled (includes ALS- and triazine-resistant biotypes)	BashAzon Herbicide Rates Per Acre**					
	1 pint per acre ¹		1.5 pints per acre		2 pints per acre	
	Leaf Stage	Maximum Height	Leaf Stage	Maximum Height	Leaf Stage	Maximum Height
Anoda, spurred	—	—	Up to 6	3"	6-8	4"
Balloonvine	—	—	2-4	2"	4-6	3"
Beggarticks	—	—	Up to 6	6"	6-8	8"
Bindweed (field, hedge) ⁶	—	—	—	—	—	10"
Buckwheat, wild	—	—	Up to 4	3"	4-6	5"
Canada Thistle ⁷	—	—	—	—	—	8" to bud ⁸
Cocklebur ^{2,9}	2-4	4"	2-6	6"	6-10	10"

7/44

Weeds Controlled (includes ALS- and triazine-resistant biotypes)	BashAzon Herbicide Rates Per Acre**					
	1 pint per acre ¹		1.5 pints per acre		2 pints per acre	
	Leaf Stage	Maximum Height	Leaf Stage	Maximum Height	Leaf Stage	Maximum Height
Croton, tropic	—	—	Up to 2	2"	2-4	4"
Dayflower	—	—	Up to 6	4"	6-10	8"
Devilsclaw ³	—	—	—	—	Up to 6	3"
Eclipta	—	—	Up to 6	2"	Up to 6	2"
Galinsoga ³	—	—	—	—	Cotyledon to 6	2"
Groundsel, common	—	—	—	—	—	3"
Jimsonweed	Up to 4	4"	Up to 6	6"	6-10	10"
Ladysthumb	Up to 4	4"	Up to 6	6"	6-10	10"
Lambsquarters, common ^{3,4}	Up to 4	1"	Up to 6	1.5"	Up to 6	2"
Marshelder	—	—	Up to 4	2"	Up to 8	4"
Mayweed/dogfennel	—	—	—	2"	—	3"
Morning glory ¹⁰ (smallflower, cypressvine only)	—	—	4	4"	4	4"
Morning glory	—	—	4	4"	6	6"
Mustard, wild	Up to 4	2"	Up to 6	4"	6-10	8"
Nightshade, hairy ¹²	—	—	—	—	2-6	4"
Nutsedge, yellow ⁷	—	—	—	8"	—	8"
Poinsettia, wild ³	—	—	Up to 6	4"	4-8	6"
Purslane, common	—	—	Up to 4	1"	4-6	2"
Radish, volunteer	—	—	2-6	4"	6-10	10"
Ragweed, common ³	—	—	—	—	4-6	3"
Ragweed, giant ⁴	—	—	—	—	Up to 4	6"
Redweed	—	—	4-6	6"	6-10	8"
Senna, coffee ³	—	—	—	—	Up to 1 pinnate	2"
Sesbania ³	—	—	—	—	3-5	3"
Shepherdspurse ⁵	—	—	Up to 6	4"	6-10	8"
Sida, prickly or teaweed	—	—	Up to 6	3"	6-8	4"
Smartweed, Pennsylvania	Up to 4	4"	Up to 6	6"	6-10	10"
Starbur, bristly	—	—	Up to 4	2"	4-6	3"

8/44

Table 1. Application Rates for Specific Weed Growth Stages for All Crops Except Rice*

Weeds Controlled (includes ALS- and triazine-resistant biotypes)	BashAzon Herbicide Rates Per Acre**					
	1 pint per acre ¹		1.5 pints per acre		2 pints per acre	
	Leaf Stage	Maximum Height	Leaf Stage	Maximum Height	Leaf Stage	Maximum Height
Sugar beet, volunteer	—	—	2-4	—	4-8	—
Sunflower wild	Up to 2	3"	Up to 4	5"	4-6	8"
Velvetleaf ^{8,11}	Up to 4	2"	Up to 4	2"	4-6	5"
Venice Mallow	Up to 4	2"	Up to 6	2"	6-10	4"

¹If regrowth develops; make a second application of 1 pint 7 to 14 days later. (This rate not applicable in California.)
²**DO NOT** treat earlier than leaf stage shown and **DO NOT** count cotyledon leaves.
³Use crop oil concentrate or crop oil concentrate plus UAN.
⁴For regrowth or new germination, a follow-up application of BashAzon Herbicide may be necessary.
⁵**DO NOT** treat rosette before seed stalk appears.
⁶In KY, IL, IN, MI, and OH, apply 2 to 3 pints of BashAzon Herbicide per acre (for suppression only)
⁷If regrowth occurs; make a second application at the same rate 7 to 10 days later.
⁸**Late Rescue Treatment for Velvetleaf:** Make a single application of 3 pints per acre of BashAzon Herbicide plus 1 quart of oil concentrate per acre and 1 gallon of UAN solution per acre to velvetleaf plants up to 12". For better control, apply 1.5 pints per acre of BashAzon Herbicide plus 1 quart of oil concentrate and 1 gallon of UAN or AMS solution per acre, followed by a second application at the same rate in 4 to 7 days.
⁹**Late Rescue Treatment for Cocklebur:** Make a single application of 2 to 3 pints per acre of BashAzon Herbicide to plants up to 24". For better control, apply 1.5 pints per acre of BashAzon Herbicide. Repeat 10 to 14 days later.
¹⁰Rates given for southern states only (AL, AR, FL, GA, LA, MS, NC, OK, SC, TN, TX, and VA). Make a second application 5 to 14 days later. For all states other than the South, apply 2 to 3 pints of BashAzon Herbicide per acre to annual morning glories not larger than 4 true leaves. Control may be partial or inconsistent.
¹¹ Always use UAN or AMS as spray additive.
¹²BashAzon Herbicide does not control black nightshade or Eastern black nightshade.

*For the specified use rates of BashAzon Herbicide in rice, refer to **Table 3. Application Rates for Rice - Flooded Fields** and **Table 4. Application Rates for Rice - Drained Fields** in the **Crop-Specific Information** section.

**Refer to Crop-Specific Information for Crop-Specific Restrictions and Limitations.

ADDITIVES

To achieve consistent weed control, one of the following additives is needed: crop oil concentrate, urea ammonium nitrate, or ammonium sulfate. Additives may cause some leaf burn, but new growth is normal and crop vigor is not reduced. The potential for leaf burn is increased when relative humidity and temperature are high. See **Table 2. Additive Rate Per Acre** for additive rates.

9/44

Oil Concentrate

The oil concentrate must contain either a petroleum oil or vegetable oil base and must meet all of the following criteria:

- be nonphytotoxic,
- contain only EPA-exempt ingredients,
- provide good mixing quality in the jar test, and
- be successful in local experience.

The exact composition of suitable products will vary; however, vegetable and petroleum oil concentrates should contain emulsifiers to provide good mixing quality. Highly refined vegetable oils have proven more satisfactory than unrefined vegetable oils. For additional information, see **Application Mixing Information.**

Adding an oil concentrate may cause some leaf burn, but new growth is normal and crop vigor is not reduced. The potential for leaf burn is increased when relative humidity and temperature are high. Some oil concentrates cause excessive leaf burn, so refer to your supplier for information concerning successful local experience before purchasing any oil concentrate.

Oil Concentrate + Nitrogen Solution


A nonphytotoxic oil concentrate (as referred to above) plus a nitrogen solution (UAN or AMS) can be added to the spray tank with BashAzon Herbicide.

Urea Ammonium Nitrate (UAN)

Commonly referred to as 28%, 30% or 32% nitrogen solution, UAN may be added in place of other spray additives to improve control of cocklebur, devils claw, Pennsylvania smartweed, velvetleaf, Venice mallow, wild mustard, and wild sunflower. BashAzon Herbicide plus a nitrogen solution will not provide adequate control of common ragweed and common lambsquarters. If these weeds or other weeds requiring oil concentrate are present in addition to velvetleaf, then oil concentrate should also be used.

Ammonium Sulfate (AMS)

When used, add 3 quarts of liquid AMS (8-8-0 analysis) or 2.5 pounds of granular AMS. Use only fine feed-grade or spray-grade AMS because inferior grades of AMS do not dissolve adequately and can plug spray nozzles. Sharda USA does not recommend applying AMS if applied in less than 10 gallons per acre because of potential problems with precipitation in reduced volumes. Use AMS only if it has been demonstrated to be successful in local experience.



10/44

Table 2. Additive Rate Per Acre

Additive	Ground Application	Air Application
AMS ¹	2.5 pounds	2.5 pounds ²
Oil Concentrate	1-2 pints	1 pint
UAN Solution ¹	4-8 pints	2-4 pints
Oil Concentrate + Nitrogen ¹	0.5-1 pint + 2-4 pints of UAN or 1-2 pounds of AMS	

¹AMS and UAN are not for use in California.

²AMS solution is not recommended due to potential precipitation problems in reduced water volumes. AMS can be used provided a minimum of 10 gallons of solution per acre is applied. Use only if the source of AMS has been demonstrated to be successful in local experience.

Application Mixing Information

Additives and/or other pesticides may be mixed in the spray tank with BashAzon Herbicide using the information in this section.

Tank Mix Partners/Components

The following products may be tank mixed with BashAzon Herbicide according to the specific tank mixing instructions in this label and respective product labels.

- Atrazine
- Blazer[®]/acifluorfen
- Buctril[®]/bromoxynil
- Clarity[®]/dicamba
- Classic[®]/chlorimuron
- Cobra[®]/lactofen
- Concert[®]/thifensulfuron + chlorimuron
- Distinct[®]/diflufenzopyr + dicamba
- Facet[®] 75 DF/quinclorac
- FirstRate[®]/cloransulam-methyl
- Shafen Star/fomesafen
- Londax[®]/bensulfuron
- Liberty[®]/glufosinate
- Lightning[®]/imazethapyr + imazapyr
- Marksman[®]/atrazine + dicamba
- MCPA
- Outlook[®]/dimethenamid-P
- Paramount[®]/quinclorac
- Pinnacle[®]/thifensulfuron
- Poast[®]/sethoxydim
- Poast Plus[®]/sethoxydim
- Propanil
- Pursuit[®]/imazethapyr
- Raptor[®]/imazamox
- Shafen Herbicide/fomesafen
- Reliance[®] STS[®]/chlorimuron + thifensulfuron
- Resource[®]/flumiclorac
- Roundup Ultra/glyphosate
- Scepter[®]/imazaquin
- Sinbar[®]/terbacil
- Para-Shot 3.0/Paraquat
- Stinger[®]/clopyralid
- Storm[®]/bentazon + acifluorfen
- Synchrony[®] STS[®]/chlorimuron + thifensulfuron
- Thistrol[®]/MCPB
- 2,4-DB

See Crop-Specific Information for more details. Read and follow the applicable Restrictions and Limitations and Directions For Use on all products involved in tank mixing. The most restrictive labeling applies to tank mixes.

11/44

Separate applications should be made if all target weeds are not at the labeled growth stage for treatment at the same time.

Physical incompatibility, reduced weed control, or crop injury may result from mixing BashAzon Herbicide with other pesticides (fungicides, herbicides, insecticides, or miticides), additives, or fertilizers. Sharda USA LLC does not recommend using tank mixes other than those listed on Sharda USA LLC labeling. Local agricultural authorities may be a source of information when using other than Sharda USA LLC-recommended tank mixes.

Compatibility Test for Mix Components

Before mixing additives and/or other pesticides, always perform a compatibility jar test. For 20 gallons per acre spray volume, use 3.3 cups (800 ml) of water. For other spray volumes, adjust rates accordingly. Only use water from the intended source at the source temperature. Add components in the sequence indicated in the Mixing Order using 2 teaspoons for each pound or 1 teaspoon for each pint of recommended label rate per acre. Always cap the jar and invert 10 cycles between component additions. When the components have all been added to the jar, let the solution stand for 15 minutes. Evaluate the solution for uniformity and stability. The spray solution should not have free oil on the surface, nor fine particles that precipitate to the bottom, nor thick (clabbered) texture. If the spray solution is not compatible, repeat the compatibility test with the addition of a suitable agent. If the solution is then compatible, use the compatible agent as directed on its label. If the solution is still incompatible, **DO NOT** mix the ingredients in the same tank.

Mixing Order

When mixing additives and/or other pesticides in a spray tank, add the products to be used in the following sequence:

- 1) Water. Begin by agitating a thoroughly clean sprayer tank three-quarters full of clean water.
- 2) Agitation. Maintain constant agitation throughout mixing and application.
- 3) Products in PVA bags. Place any product contained in water-soluble PVA bags into the mixing tank. Wait until all water-soluble PVA bags have fully dissolved and the product is evenly mixed in the spray tank before continuing.
- 4) Water-dispersible products (such as dry flowables, wettable powders, suspension concentrates, or suspo-emulsions). If an inductor is used, rinse it thoroughly after the component has been added.
- 5) Water-soluble products (such as BashAzon Herbicide). If an inductor is used, rinse it thoroughly after the component has been added.
- 6) Emulsifiable concentrates (such as oil concentrate when applicable). If an inductor is used, rinse it thoroughly after the component has been added.
- 7) Water-soluble additives (such as AMS or UAN when applicable). If an inductor is used, rinse it thoroughly after the component has been added.
- 8) Remaining quantity of water.
Maintain constant agitation during application.

12/44

Restrictions and Limitations - All Crops

- **Maximum seasonal use rate:** DO NOT apply more than a total of 4 pints of BashAzon Herbicide per acre, per season.
- DO NOT apply more than a total of 2.0 pounds of bentazon ai (from all sources) per acre, per season.
- **Restricted-Entry Interval (REI):** DO NOT enter or allow worker entry into treated areas during the restricted entry interval of 48 hours.
- DO NOT apply to weeds under stress such as lack of moisture, herbicide injury, mechanical injury or cold temperatures, as unsatisfactory control may result.
- DO NOT apply to crops subjected to stress conditions such as hail damage, flooding, drought, injury from other herbicides, or widely fluctuating temperatures, as crop injury may result.
- DO NOT apply to crops that show injury (leaf phytotoxicity or plant stunting) produced by any other prior herbicide applications because this injury may be enhanced or prolonged.
- **Rainfast period:** Rainfall or overhead irrigation within 4 hours after application may reduce the effectiveness of BashAzon Herbicide.
- DO NOT apply through any type of irrigation system.

Crop-Specific Information

Apply BashAzon Herbicide early postemergence before weeds reach the maximum size listed in **Table 1. Application Rates for Specific Weed Growth Stages for All Crops Except Rice** (for rice, see rice section below).

Beans, Dry and Succulent

Beans are tolerant to BashAzon Herbicide after the first trifoliate leaf has fully expanded. Even at the tolerant stages, yellowing, bronzing, speckling or burning of leaves may occur under certain conditions (see **Crop-Specific Restrictions and Limitations**). This temporary injury is generally outgrown without delaying podset or maturity or reducing yield. Using oil with BashAzon Herbicide may increase injury and may reduce yields.

Tolerant bean types are adzuki, navy, pinto, pink, great northern, kidney, red, white, cranberry, black turtle soup, small lima, large lima, and snap beans.

Crop-Specific Restrictions and Limitations

- DO NOT apply BashAzon Herbicide as a solo treatment to dry and succulent beans grown in Georgia and South Carolina as severe crop damage may occur. BashAzon Herbicide may be applied from 6 to 16 fluid ounces per acre to dry and succulent beans grown in Georgia and South Carolina but only when tank mixed with Raptor® herbicide or Pursuit® herbicide. Refer to the Raptor and Pursuit labels for additional use directions or restrictions.
- DO NOT apply BashAzon Herbicide to bean fields until beans have at least the first trifoliate leaf fully expanded because severe crop damage may occur.
- DO NOT apply BashAzon Herbicide to blackeyes grown in California or to garbanzo beans or lupines at any stage of growth, as severe crop damage may occur.
- DO NOT apply BashAzon Herbicide to dry or succulent beans within 30 days of harvest.
- Use of an oil additive with BashAzon Herbicide on snap beans may increase the leaf burn and injury potential.

13/44

California Only: Not recommended for use on adzuki beans. For yellow nutsedge control, apply 2 pints of BashAzon Herbicide per acre when plants are 6 to 8 inches tall. Make a second application at the same rate 10 to 14 days later.

Tank Mixes - Dry Beans

BashAzon Herbicide may be applied in a tank mix with one of the following herbicides:

- Outlook®
- Pursuit®
- Poast®
- Raptor®

Tank Mixes - Succulent Beans

BashAzon Herbicide may be applied in a tank mix with one of the following herbicides:

- Poast®
- Pursuit®

Clover grown for seed

For postemergence use in clover grown for seed in Washington and Oregon. Clover is tolerant to BashAzon Herbicide; however, some leaf-burning may occur under certain conditions but clover plants generally outgrow this condition within 10 days. Apply BashAzon Herbicide in the spring as a broadcast foliar application at rates up to 2 pints per acre. If needed, a second application can be made at the same rate 5 to 14 days later. A nonphytotoxic crop oil concentrate (COC) should be added to the spray tank as recommended in Table 1. Application Rates for Specific Weed Growth Stages for All Crops Except Rice.

Crop-Specific Restrictions and limitations

Do not graze livestock or harvest forage or hay for livestock feed for at least 36 days after treatment.

Corn and Sorghum

Corn types include field, sweet, popcorn, and corn grown for seed or silage. Sorghum types include grain and forage sorghum. Seed producers should consult the seed company regarding tolerance of seed production inbred lines to BashAzon Herbicide.

Crop-Specific Restrictions and Limitations

Apply no more than 2 pints of BashAzon Herbicide per acre per season in sorghum.

DO NOT apply to sorghum that is heading or blooming.

DO NOT graze treated corn and sorghum fields for at least 12 days after the last treatment with BashAzon Herbicide.

California only: Not recommended for controlling yellow nutsedge in corn or sorghum. DO NOT use on forage sorghum.

Tank Mixes - Corn and Sorghum

The tank mix of BashAzon Herbicide + atrazine is not applicable in California.

BashAzon Herbicide may be applied in a tank mix with one of the following herbicides on corn (including herbicides registered for use in corn hybrids tolerant to glyphosate, glufosinate and imidazolinone):

14/44

- Atrazine
- Clarity®
- Distinct®
- Liberty®
- Lightning™
- Marksman®
- Outlook®
- Pursuit®
- RoundUp Ultra®

BashAzon Herbicide may be applied in a tank mix with one of the following herbicides in sorghum:

- Atrazine
- Clarity®
- Marksman®
- Outlook®
- Paramount®

Peppermint and Spearmint

Peppermint and spearmint are tolerant to BashAzon Herbicide; however, some leaf burning may occur under certain conditions, such as when plants are growing very actively and have extensive new, succulent tissue. Mint plants generally outgrow this condition within 10 days. For hairy nightshade and kochia control, BashAzon Herbicide may be used up to 4.0 pints per acre as a single application.

For kochia control, add oil concentrate.

Tank Mixes - Peppermint and Spearmint

BashAzon Herbicide may be applied in a tank mix with one of the following herbicides:

- Buctril®
- Poast®
- Sinbar®
- Stinger®

Peas, Dry and Succulent

Peas are tolerant to BashAzon Herbicide after 3 pairs of leaves (or 4 nodes) are present. Pea injury such as yellowing, bronzing, speckling or burning of leaves may occur under certain conditions. This temporary injury is generally outgrown without delaying podset or maturity or reducing yield. Tolerant pea types are garden, English, and southern peas.

In western irrigated areas, avoid applying BashAzon Herbicide during prolonged periods of cold weather (day temperature below 75° F and night temperature below 55° F for 2 to 5 days) because weed control may be nullified.

Crop-Specific Restrictions and Limitations

- DO NOT apply BashAzon Herbicide as a solo treatment to dry and succulent peas grown in Georgia and South Carolina as severe crop damage may occur. BashAzon Herbicide may be applied from 6 to 16 fluid ounces per acre to dry and succulent peas grown in Georgia and South Carolina but only when tank mixed with Raptor® or Pursuit herbicide. Refer to the Raptor and Pursuit labels for additional use directions or restrictions.
- DO NOT apply BashAzon Herbicide to dry peas within 30 days of harvest.
- DO NOT apply BashAzon Herbicide to succulent peas within 10 days of harvest.
- In California, DO NOT apply to succulent peas within 30 days of harvest.
- DO NOT apply BashAzon Herbicide to peas under stress from root rot.

15/44

- DO NOT apply BashAzon Herbicide to blackeyes grown in California or to garbanzo beans or to lupines at any stage of growth, as severe crop damage may occur.
- DO NOT apply BashAzon Herbicide when peas are in bloom.
- DO NOT add oil to BashAzon Herbicide for use on peas, except for use in the Pacific Northwest (PNW).
- In-furrow treatments of insecticides or nematicides may also predispose the peas to injury from BashAzon Herbicide.

Tank Mixes - Peas

Tank mixes not applicable in California.

BashAzon Herbicide may be applied in a tank mix with one of the following herbicides:

- MCPA •Raptor®
- Pursuit® •Thistrol®

The **BashAzon Herbicide + Thistrol tank mix** is for use in ME, NH, VT, MA, CT, RI, NY, PA, NJ, VA, MD, DE, WA, ID, and OR. This tank mix should be applied after the 3-leaf stage (4-node stage) of peas, but not later than 3 nodes before pea flowering.

Notice to user: Due to variability among pea cultivars and in application techniques, neither the manufacturers nor the sellers have determined whether or not the tank mix of BashAzon Herbicide + Thistrol can be safely used on all pea crops under all conditions. Therefore, determine if the tank mix of BashAzon Herbicide + Thistrol can be used safely prior to broad use. For improved control of pigweed species and common lambsquarters, a tank mix of BashAzon Herbicide + MCPA may be used.

Tank Mix Restrictions and Limitations

- DO NOT use crop oil concentrate, other oil-based additives, or any other spray additives or surfactants with these tank mixes.
- DO NOT apply the tank mix to peas when temperatures exceed 90° F.
- DO NOT apply the tank mix to peas after pea flower buds appear.
- Crops other than peas may be severely injured by drift. Cotton, beans, grapes, tomatoes, and ornamentals are particularly sensitive to Thistrol.

Peanuts

BashAzon Herbicide can be applied from peanut cracking through pegging.

Peanut hay and forage may be fed to livestock.

In-furrow treatments of insecticides and nematicides may predispose peanuts to injury from BashAzon Herbicide.

Crop-Specific Restrictions and Limitations

DO NOT graze treated peanut fields for at least 50 days after the last BashAzon Herbicide treatment.

Tank Mixes - Peanuts

Tank mixes not applicable in California.

16/44

BashAzon Herbicide may be applied in a tank mix with one of the following herbicides:

- Blazer®
- Outlook®
- Poast®
- Star-fire®
- 2,4-DB amine

The **BashAzon Herbicide + Para-Shot 3.0 tank mix** should be applied at the ground crack stage of peanuts to control an early flush of weeds. A second application may be applied up to 28 days after ground crack stage. Always add a nonionic surfactant containing at least 50% surface active agent at recommended rates to the BashAzon Herbicide + Para-Shot 3.0 tank mix.

Tank Mix Restrictions and Limitations

- DO NOT include UAN solution or ammonium sulfate when tank mixing BashAzon Herbicide + Blazer + Poast.
- DO NOT use crop oil concentrate or any other oil-based additive with the BashAzon Herbicide + Para-Shot 3.0 tank mix.
- DO NOT add oil concentrate, UAN, or any other additives to BashAzon Herbicide + 2,4-DB tank mix.
- Use only amine formulations of 2,4-DB.

Rice

Application Information

Not for use in California.

Apply BashAzon Herbicide early postemergence, before weeds exceed the maximum size listed in Tables 3 and 4.

Application Equipment

For optimal coverage when applying BashAzon Herbicide by air in rice, orient all nozzles straight back. Nozzles must not be located farther out than three-fourths the distance from the center of the aircraft to the end of the wing or rotor.

Alternate Flooding Culture

In Texas, Louisiana, Arkansas, and Mississippi, weed growth stages generally correspond to rice that is tillering (stooling) and occur before the permanent flood. BashAzon Herbicide must be applied when there is no water on the field and 24 hours or more prior to flooding.

If BashAzon Herbicide cannot be applied until after flooding, see directions under Continuous Flooding Culture.

Continuous Flooding Culture

In states using continuous flooding culture, or when treating after the permanent flooding, treatment should be made only when weeds are above the surface of the water. Weeds submerged at the time of application will not be adequately controlled. For early treatment, water may be partly or completely drained to expose more weed growth to spray applications of BashAzon Herbicide. DO NOT raise water level for at least 24 hours after application as unsatisfactory control may result. DO NOT use ground equipment to apply to flooded fields because splashing will wash BashAzon Herbicide off weed leaf surfaces and ineffective control may result.

17/44

Crop-Specific Restrictions and Limitations

- Rice straw may be fed to livestock.
- DO NOT use BashAzon Herbicide on rice fields in which the commercial cultivation of catfish or crayfish is practiced.
- DO NOT use water containing BashAzon Herbicide residues from rice cultivation to irrigate crops used for food or feed unless BashAzon Herbicide is registered for use on these crops.
- DO NOT apply more than 4 pints of BashAzon Herbicide per acre per season whether one or two rice crops (including ratoon) are grown that season.

Tank Mixes - Rice

BashAzon Herbicide may be applied in a tank mix with one of the following herbicides:

- Blazer
- Facet® 75 DF
- Londax®
- Propanil
- Storm®

When using Storm® herbicide in a tank mix, use 1.5 pints of Storm with 0.5 to 1.0 pint of BashAzon Herbicide per acre.

Tank Mix Restrictions and Limitations

- Apply the BashAzon Herbicide + Londax tank mix within 7 days of establishing permanent flood.
- Apply the BashAzon Herbicide + propanil tank mix only to drained fields.
- DO NOT use crop oil concentrate with the BashAzon Herbicide + propanil tank mix.
- Add propanil to the tank mix of BashAzon Herbicide based on active ingredient (ai) of formulation used.
- Test propanil products for physical tank mix compatibility with BashAzon Herbicide.
- Apply the BashAzon Herbicide + Storm tank mix after the 3-leaf stage in rice.

Table 3. Application Rates for Rice - Flooded Fields

Weeds Controlled	Application Rates for Weed Growth Stages ¹			
	1.5 pints per acre		2 pints per acre	
	Maximum Height Above Soil	Height Range Above Water Level	Maximum Height Above Soil	Height Range Above Water Level
Cocklebur	10"	3-6"	15"	6-10"
Dayflower	6"	3-5"	10"	5-8"
Redstem	4"	2-3"	8"	4-6"
Smartweed	6"	2-5"	10"	5-8"
Water plantains				
Arrowhead	----	---	7"	5-6"
Common	----	---	7"	5-6"
Yellow nutsedge	6"	4-5"	10"	6-8"

¹If a second weed flush develops after the first application, re-treat according to this rate table.

18/44

Table 4. Application Rates for Rice - Drained Fields				
Weeds Controlled	Application Rates for Weed Growth Stages ¹			
	1.5 pints per acre		2 pints per acre	
	Leaf Stage	Maximum Height	Leaf Stage	Maximum Height
Cocklebur	2-10	10"	10-15	15"
Dayflower	2-10	6"	10-15	10"
Ducksalad	---	---	6-10	6"
Eclipta	4-6	2"	4-6	2"
Gooseweed	4-6	4"	6-10	8"
Redstem	up to 6	4"	6-10	8"
Redweed	4-6	6"	6-10	8"
Smartweed	2-10	6"	10-15	10"
Spikerush	2-6	6"	6-8	8"
Water plantains				
, arrowhead	---	---	up to 4	7"
, common	---	---	up to 4	7"
Yellow nutsedge	4-6	6"	6-8	10"

¹If a second weed flush develops after the first application, re-treat according to this rate table.

Soybeans

Soybeans are tolerant to BashAzon Herbicide at all stages of growth. Slight leaf speckling and leaf bronzing may occur under certain conditions, but crops generally outgrow these conditions within 10 days.

Crop-Specific Restrictions and Limitations

DO NOT graze or cut treated soybean fields for forage or hay for at least 30 days after the last treatment of BashAzon Herbicide.

Tank Mixes - Soybeans

Tank mixes not applicable in California.

BashAzon Herbicide may be applied in a tank mix with one of the following herbicides (including RoundUp Ready[®], LibertyLink[®], and STS[™] varieties):

- Blazer[®]
- Classic[®]
- Cobra[®]
- Concert[®]
- FirstRate[®]
- Shafen Star
- Liberty[®]
- Outlook[®]
- Pinnacle[®]
- Poast[®]
- Poast Plus[®]
- Pursuit[®]
- Raptor[®]
- Shafen Herbicide
- Reliance[®] STS[®]
- Resource[®]
- Roundup Ultra
- Scepter[®]
- Synchrony[®] STS[®]
- 2,4-DB amine

*For these tank mixes, the use of a nonionic surfactant (1 to 2 pints per 100 gallon) plus UAN (2 to 4 pints per acre) is recommended.

19/44

BashAzon Herbicide + Blazer + Poast
Tank Mix Restrictions and Limitations

Oil concentrate must be used with the BashAzon Herbicide + Blazer + Poast tank mix in place of a spray surfactant.

BashAzon Herbicide + Reliance STS
Tank Mix Restrictions and Limitations

DO NOT add oil concentrate to this tank mix for use with soybean varieties other than those designated as STS.

BashAzon Herbicide + 2,4-DB amine

Use only amine formulations of 2,4-DB.

Use no other adjuvant except UAN at 2 to 4 pints per acre with this tank mix.

Tank Mix Restrictions and Limitations

- DO NOT apply more than 1 application of this tank mix per season.
- The use of this tank mix will cause soybean foliage injury (such as burning, bronzing or crinkling) and may reduce yields.
- DO NOT use this tank mix on soybeans that show symptoms of disease such as Phytophthora root rot.

Mixing with Insecticides

A need may arise that requires postemergence or foliar control of certain insects in the soybean crop. It is possible to tank mix an insecticide with BashAzon Herbicide if the proper application timing of the insecticide coincides with the application timing of BashAzon Herbicide.

Insecticides that may be used are Furadan® 4F, Pounce®, Pydrin®, dimethoate, and Lorsban® 4E. DO NOT tank mix BashAzon Herbicide with malathion or Sevin®. The tank mix addition of an insecticide to BashAzon Herbicide may increase the potential for crop injury.

The exact conditions under which an insecticide is tank mixed with BashAzon Herbicide may vary and these conditions may reduce good mixing quality.

Before a tank mix of BashAzon Herbicide and an insecticide is used, test the combination as instructed by the Compatibility Test for Mix Components.

STORAGE AND DISPOSAL

DO NOT contaminate water, food, or feed by storage or disposal.

Pesticide Storage: DO NOT store at less than 32° F and DO NOT allow product to freeze.

Pesticide Disposal: Wastes resulting from the use of this product may be disposed of on-site or at an approved waste disposal facility.

CONTAINER DISPOSAL: Nonrefillable Container. DO NOT reuse or refill this container. Triple rinse or pressure rinse container (or equivalent) promptly after emptying; then offer for recycling, if available, or reconditioning, if appropriate, or puncture and dispose of in a sanitary landfill, or by incineration, or by other procedures approved by state and local authorities.

20/44

Triple rinse containers small enough to shake (capacity < 5 gallons) as follows: Empty the remaining contents into application equipment or a mix tank and drain for 10 seconds after the flow begins to drip. Fill the container 1/4 full with water and recap. Shake for 10 seconds. Pour rinsate into application equipment or a mix tank, or store rinsate for later use or disposal. Drain for 10 seconds after the flow begins to drip. Repeat this procedure two more times.

Triple rinse containers too large to shake (capacity > 5 gallons) as follows: Empty the remaining contents into application equipment or a mix tank. Fill the container 1/4 full with water. Replace and tighten closures. Tip container on its side and roll it back and forth, ensuring at least one complete revolution, for 30 seconds. Stand the container on its end and tip it back and forth several times. Turn the container over onto its other end and tip it back and forth several times. Empty the rinsate into application equipment or a mix tank, or store rinsate for later use or disposal. Repeat this procedure two more times.

Pressure rinse as follows: Empty the remaining contents into application equipment or mix tank and continue to drain for 10 seconds after the flow begins to drip. Hold container upside down over application equipment or mix tank, or collect rinsate for later use or disposal. Insert pressure rinsing nozzle in the side of the container and rinse at about 40 PSI for at least 30 seconds. Drain for 10 seconds after the flow begins to drip.

IMPORTANT INFORMATION READ BEFORE USING PRODUCT

CONDITIONS OF SALE AND LIMITATION OF WARRANTY AND LIABILITY

NOTICE: Read the entire Directions for Use and Conditions of Sale and Limitation of Warranty and Liability before buying or using this product. If the terms are not acceptable, return the product at once, unopened, and the purchase price will be refunded.

The Directions for Use of this product must be followed carefully. The Directions for Use of this product reflect the opinion of experts based on field use and tests. It is impossible to eliminate all risks inherently associated with the use of this product. Crop injury, ineffectiveness or other unintended consequences may result because of such factors as manner of use or application, weather or crop conditions, presence of other materials or other influencing factors in the use of the product, which are beyond the control of Sharda USA LLC or Seller. Handling, storage, and use of the product by Buyer or User are beyond the control of Sharda USA LLC and Seller. To the fullest extent allowed by State law, all such risks shall be assumed by Buyer and User, and Buyer and User agree to hold Sharda USA LLC and Seller harmless for any claims relating to such factors.


Sharda USA LLC warrants that this product conforms to the chemical description on the label and is reasonably fit for the purposes stated in the Directions for Use, subject to the inherent risks referred to above, when used in accordance with directions under normal use conditions. This warranty does not extend to the use of this product contrary to label instructions or under conditions not reasonably foreseeable to or beyond the control of Seller or Sharda USA LLC, and Buyer and User assume the risk of any such use. SHARDA USA LLC MAKES NO WARRANTIES OF MERCHANTABILITY OR OF FITNESS FOR A PARTICULAR PURPOSE NOR ANY OTHER EXPRESS OR IMPLIED WARRANTY EXCEPT AS STATED ABOVE.

21/44

To the extent allowed by law, Sharda USA LLC or Seller shall not be liable for any incidental, consequential or special damages resulting from the use or handling of this product. **THE EXCLUSIVE REMEDY OF THE USER OR BUYER, AND THE EXCLUSIVE LIABILITY OF SHARDA USA LLC AND SELLER FOR ANY AND ALL CLAIMS, LOSSES, INJURIES OR DAMAGES (INCLUDING CLAIMS BASED ON BREACH OF WARRANTY, CONTRACT, NEGLIGENCE, TORT, STRICT LIABILITY OR OTHERWISE) RESULTING FROM THE USE OR HANDLING OF THIS PRODUCT SHALL BE, AT THE ELECTION OF SHARDA USA LLC OR SELLER, THE REPLACEMENT OF THE PRODUCT, OR COMPENSATION LIMITED TO DAMAGES NOT EXCEEDING THE FAIR MARKET PURCHASE PRICE, AND SHALL NOT INCLUDE INCIDENTAL OR CONSEQUENTIAL DAMAGES.**

Sharda USA LLC and Seller offer this product, and Buyer and User accept it, subject to the foregoing conditions of sale and limitations of warranty and of liability, which may not be modified except by written agreement signed by the duly authorized representative of Sharda USA LLC.

- Clarity, Distinct, Facet, Image, Lightning, Marksman, Outlook, Paramount, Poast, Segment, Tower, Poast Plus, Pursuit, Raptor, and Scepter are registered trademarks of BASF.
- Shafen Herbicide, Shafen Star and Para-Shot 3.0 are registered by Sharda USA LLC.
- Buctril and Liberty are registered trademarks of Bayer Crop Science.
- Classic and Synchrony STS are registered trademarks of E.I. du Pont de Nemours and Co.
- Cobra and Resource are registered trademarks of Valent USA Corp.
- FirstRate, Lorsban, Turflon, and Stinger are registered trademarks of Dow Agrosciences LLC.
- Furadan and Pounce are registered trademarks of the FMC Corporation.
- RoundUp Ultra and RoundUp Ready are registered trademarks of Monsanto.
- Blazer, Londax and Storm are registered trademarks of United Phosphorus, Inc.
- Sinbar is a registered trademark of Tessenderlo Kerley, Inc.



22/44

BASHAZON HERBICIDE

Postemergence Herbicide

For control of broadleaf weeds and sedges in turfgrass, ornamentals, and other noncropland sites as listed in Directions For Use.

Active Ingredient:

Sodium salt of bentazon

(3-(1-methylethyl)-1H-2,1,3-benzothiadiazin-4(3H)-one 2,2-dioxide).....44.0%

Other Ingredients:.....56.0%

Total:.....100.0%

* Equivalent to 4 pounds of bentazon per gallon.

KEEP OUT OF REACH OF CHILDREN

CAUTION / PRECAUCION

Si usted no entiende la etiqueta, busque a alguien para que se la explique a usted en detalle. (If you do not understand this label, find someone to explain it to you in detail.)

FIRST AID

If swallowed	<ul style="list-style-type: none"> • Call a poison control center or doctor immediately for treatment advice. • Have person sip a glass of water if able to swallow. • DO NOT induce vomiting unless told to do so by a poison control center or doctor. • DO NOT give anything by mouth to an unconscious person.
If on skin or clothing	<ul style="list-style-type: none"> • Take off contaminated clothing. • Rinse skin immediately with plenty of water for 15 to 20 minutes. • Call a poison control center or doctor for treatment advice.
If in eyes	<ul style="list-style-type: none"> • Hold eye open and rinse slowly and gently with water for 15 to 20 minutes. • Remove contact lenses, if present, after first 5 minutes, then continue rinsing eyes. • Call a poison control center or doctor for treatment advice.

HOT LINE NUMBER

Have the product container or label with you when calling a poison control center or doctor or going for treatment. For 24-hour medical emergency assistance (human or animal) call 1-800-222-1222. For chemical emergency assistance (spill, leak, fire, or accident) call ChemTrec at 1-800-424-9300.

See inside booklet for complete First Aid, Precautionary Statements, Directions For Use, Conditions of Sale and Warranty, and state-specific crop and/or use site restrictions.

EPA Reg. No. 83529-

EPA Est No.

Net Contents: _____

Manufactured for: Sharda USA LLC
P.O. Box 640
Hockessin, DE 19707

NOV 9 2012

The Federal Insecticide, Fungicide, and Rodenticide Act

83529-32

23/44

PRECAUTIONARY STATEMENTS
HAZARDS TO HUMANS AND DOMESTIC ANIMALS

CAUTION. Harmful if swallowed or absorbed through skin. Causes moderate eye irritation. Avoid contact with eyes, skin, or clothing. Prolonged or frequently repeated skin contact may cause allergic reactions in some individuals.

Personal Protective Equipment (PPE)

Some materials that are chemically resistant to this product are made of a waterproof material. If you want more options, follow the instructions for Category A on an EPA chemical –resistance category selection chart.

Applicators and other handlers must wear:

- Long-sleeved shirt and long pants
- Chemical resistant gloves
- Shoes plus socks

Follow the manufacturer's instructions for cleaning and maintaining PPE. If no such instructions for washables exist, use detergent and hot water. Keep and wash PPE separately from other laundry.

User Safety Recommendations

Users should:

- Wash hands before eating, drinking, chewing gum, using tobacco, or using the toilet.
- Remove clothing/PPE immediately if pesticide gets inside. Then wash thoroughly and put on clean clothing.
- Remove PPE immediately after handling this product. Wash the outside of gloves before removing. As soon as possible, wash thoroughly and change into clean clothing.

Environmental Hazards

For terrestrial uses, **DO NOT** apply directly to water, or to areas where surface water is present or to intertidal areas below the mean high water mark. **DO NOT** contaminate water when disposing of equipment wash waters or rinsate. Bentazon, which is present in this product, is known to leach through soil into groundwater under certain conditions as a result of agricultural use. Use of this chemical in areas where soils are permeable, particularly where the water table is shallow, may result in groundwater contamination.

Notice: It is a violation of federal law to use any pesticide in a manner that results in the death of an endangered species or in adverse modification of their habitat.

DIRECTIONS FOR USE

It is a violation of federal law to use this product in a manner inconsistent with its labeling.

DO NOT apply this product in a way that will contact workers or other persons, either directly or through drift. Only protected handlers may be in the area during application. For any requirements specific to your state or tribe consult the agency responsible for pesticide regulation.

24/44

Unless otherwise directed in supplemental labeling, all applicable directions, restrictions, precautions and Conditions of Sale and Warranty are to be followed. This labeling must be in the user's possession during application.

AGRICULTURAL USE REQUIREMENTS

Use this product only in accordance with its labeling and with the Worker Protection Standard, 40 CFR part 170. This standard contains requirements for the protection of agricultural workers on farms, forests, nurseries, and greenhouses, and handlers of agricultural pesticides. It contains requirements for training, decontamination, notification, and emergency assistance. It also contains specific instructions and exceptions pertaining to the statements on this label about personal protective equipment (PPE) and restricted-entry interval. The requirements in this box only apply to uses of this product that are covered by the Worker Protection Standard.

DO NOT enter or allow worker entry into treated areas during the restricted-entry interval (REI) of 48 hours.

PPE required for early entry to treated areas that is permitted under the Worker Protection Standard and that involves contact with anything that has been treated, such as plants, soil, or water, is:

- Coveralls
- Chemical resistant gloves
- Shoes plus socks

Nonagricultural Use Requirements

The requirements in this box apply to uses of this product that are NOT within the scope of the Worker Protection Standard for agricultural pesticides (40 CFR Part 170). The WPS applies when this product is used to produce agricultural plants on farms, nurseries, or greenhouses.

For non-WPS occupational use:

- **DO NOT** enter or allow others to enter the treated area until sprays have dried.

DIRECTIONS FOR USE

BashAzon Herbicide is a postemergence herbicide for selective control of broadleaf weeds, annual sedges, and yellow nutsedge in the following use sites:

- Established turfgrass
- Ornamentals
- Nurseries
- Noncropland sites, roadsides, and rights-of-way.

Refer to the Specific Use Site Information sections for specific application directions and restrictions and limitations for each use site.

25/44

Apply BashAzon Herbicide postemergence to actively growing weeds under good soil moisture conditions. If soil moisture is not adequate for active weed growth, irrigate before applying BashAzon Herbicide. Weeds growing under drought conditions usually are not satisfactorily controlled.

BashAzon Herbicide does not control grass weeds. BashAzon Herbicide is effective mainly through contact activity; all target weeds must be thoroughly covered with spray.

Rainfall or overhead sprinkler irrigation within 8 hours after application may reduce the effectiveness of BashAzon Herbicide.

Sprayer Equipment

Apply BashAzon Herbicide with handheld pump-up and knap-sack sprayers, or hose-end type sprayers. Use standard high-pressure pesticide hollow-cone or flat-fan nozzles spaced 20-inches apart. DO NOT use flood, whirl chamber, or controlled droplet applicator (CDA) nozzles.

Apply BashAzon Herbicide with a minimum water volume of 1 gallon per 1000 sq ft (40 gallons/A) and a minimum spray pressure of 40 psi (measured at the boom not at the pump or in the line). When foliage or weed population is dense, increase water volume to the equivalent of 2.5 gallons per 1000 sq ft and spray pressure to 80 psi.

Clean the sprayer thoroughly before applying BashAzon Herbicide, particularly if the herbicide previously used has the potential to injure turfgrass or ornamentals.

Application Mixing Instructions

Fill a thoroughly clean spray tank 1/2 to 2/3 full of clean water. Start agitation. Add BashAzon Herbicide and allow the components to mix thoroughly. Add oil concentrate and the remaining volume of water. Maintain constant agitation during application.

Mix only enough spray solution for one use. Use a fresh spray mixture each time.

Application Use Rates

Apply BashAzon Herbicide at the use rates listed in Table 1 plus an oil-concentrate.

Table 1. Application Rates^{1,2} for BashAzon Herbicide

Spray Area	BashAzon Herbicide Use Rate (fl oz)		Water as Spray Carrier (gals)
	Low	High	
1000 sq ft	0.55	0.75	1 to 2
1 acre	12	16	40 to 80

¹Using these use rates to spot spray individual weeds may result in an excessive dosage and possible turfgrass or ornamental injury.

²Application use rates depend on size of target weeds species; see Table 2 for Weeds Controlled.

26/44

- In a single application, **DO NOT** exceed 0.75 fl oz of BashAzon Herbicide per 1000 sq ft. 16 fl ozs (1 pint) of BashAzon Herbicide contains 1.0 lb of bentazon (active ingredient).
- In a single application, **DO NOT** exceed 16 fl ozs (1 pint) of BashAzon Herbicide per acre.
- **DO NOT** exceed a total of 32 fl ozs (2 pints) of BashAzon Herbicide per acre per season.

Addition of Oil Concentrate

A nonphytotoxic oil concentrate must be added to the spray tank for optimum weed control. **DO NOT** apply oil concentrate in tank mix with BashAzon Herbicide over the top of ornamentals. The oil concentrate must contain either a petroleum-oil or vegetable-oil base [such as methylated seed oil (MSO) or crop oil concentrate (COC)] and must meet all the following criteria:

- Nonphytotoxic
- Contain only EPA-exempt ingredients
- Provide good mixing quality in the jar test (see following)
- Successful in local experience

The exact composition of suitable products will vary; however, petroleum-oil or vegetable-oil concentrates should contain emulsifiers to provide good mixing quality. Highly refined vegetable oils are more satisfactory than unrefined vegetable oils. To determine the suitability of oil concentrates with BashAzon Herbicide, conduct the following jar test.

Jar Test to Estimate Oil Concentrate Suitability

Water Supply - Use only water from the intended source at the source temperature.

Water Spray Volume - For a spray volume of 1 gallon per 1000 sq ft, use 6-2/3 cups (1600 mL) of water. For other spray volumes, adjust proportionately.

Herbicide and oil concentrate - Add 2 teaspoons each of herbicide and oil concentrate for each 0.75 fl oz per 1000 sq ft of label rate.

Add components in the following sequence, gently mixing between additions:

1. BashAzon Herbicide
2. Tank mix product; if used
3. Oil concentrate

Cap jar, invert 10 cycles, let stand for 15 minutes.

Evaluate - An ideal tank mix combination will be uniform. The suitability of the oil concentrate is questionable if any of the following are observed:

- **Free oil at the surface** - Film or globules
- **Flocculation** - Fine particles which may be suspended in the liquid or found as a precipitated layer at the bottom of the jar
- **Clabbering** - Thickening texture (coagulated) resembling yogurt or a curd-like texture as with cottage cheese

Oil Concentrate Rate

Apply oil concentrate at 0.75 fl oz per 1000 sq ft (equivalent to 2 pints/A).

Adding oil concentrate to BashAzon Herbicide may cause a slight leaf burn on desired plants

27/44

(turfgrass, ornamentals, etc.) when relative humidity and temperature are high. Refer to your BashAzon Herbicide supplier for information on successful local experience before purchasing oil concentrate.

DO NOT apply BashAzon Herbicide plus oil concentrate with pesticides whose labels caution against their use with oil adjuvants.

Application Restrictions and Limitations

- **DO NOT** exceed a total of 1 lb bentazon (active ingredient) per acre in a single application or 2 lbs bentazon (active ingredient) per acre per season.
- **DO NOT** apply during windy conditions because spray drift may cause damage to adjacent ornamental plants.
- **DO NOT** apply BashAzon Herbicide to open waters.
- Physical incompatibility, reduced weed control, or turfgrass and/or ornamental injury may result from mixing BashAzon Herbicide with pesticides (fungicides, herbicides, insecticides or miticides), additives or fertilizers.

Weeds Controlled

Apply BashAzon Herbicide early postemergence to actively growing weeds before they reach the maximum size listed in Table 2. Early application to newly emerged or small weeds will provide the most effective weed control. Delaying application will allow weeds to continue growth beyond the maximum size stated and will result in inadequate control. The exceptions are yellow nutsedge and Canada thistle. Special instructions for controlling these two weeds follows.

Table 2. Weeds Controlled

Common Name	Scientific Name	BashAzon Herbicide Application Rate			
		0.55 fl oz/1,000 sq ft (12 fl oz/A)		0.75 fl oz/1,000 sq ft (16 fl oz/A)	
		Weed Growth Stage			
		Leaf Stage	Maximum Height (inches)	Leaf Stage	Maximum Height (inches)
Anoda, Spurred	<i>Anoda caristata</i>	Up to 6	3	6 to 8	4
Balloonvine	<i>Cardiospermum halicacabum</i>	2 to 4	2	4 to 6	3
Buckwheat, wild	<i>Polygonum convolvulus</i>	Up to 4	3	4 to 6	5
Coffee Senna	<i>Cassia occidentalis</i>	NR	-	Up to 1 pinnate*	2
Dayflower	<i>Commelina spp.</i>	Up to 6	4	6 to 10	8
Devil's claw	<i>Proboscidea louisiana</i>	NR	-	Up to 6*	3
Galinsoga	<i>Galinsoga spp.</i>	NR	-	Cotyledon to 6*	2
Groundsel, common	<i>Senecio vulgaris</i>	NR	-	2 to 10	6
Ladysthumb	<i>Polygonum persicaria</i>	Up to 6	6	6 to 10	1
Lambsquarters ¹ , common	<i>Chenopodium album</i>	NR	-	4 to 8*	2
Mallow, Venice	<i>Hibiscus trionum</i>	Up to 6	2	6 to 10	4
Mustard, wild	<i>Sinapsis arvensis</i>	Up to 6	4	6 to 10	2
Nutsedge, yellow	<i>Cyperus esculentus</i>	See Special Directions for Problem Weeds			
Poinsetta, wild	<i>Euphorbia heterophylla</i>	2-4	4	4 to 8*	6
Prickly sida/Teaweed	<i>Sida spinosa</i>	Up to 6	3	6 to 8	4

Common Name	Scientific Name	BashAzon Herbicide Application Rate			
		0.55 fl oz/1,000 sq ft (12 fl oz/A)		0.75 fl oz/1,000 sq ft (16 fl oz/A)	
		Weed Growth Stage			
		Leaf Stage	Maximum Height (inches)	Leaf Stage	Maximum Height (inches)
Purslane, common	<i>Portulaca oleracea</i>	Up to 4	1	4 to 6	2
Ragweed, common	<i>Ambrosia artemisiifolia</i>	NR	-	4 to 6*	3
Ragweed, Giant ²	<i>Ambrosia trifida</i>	NR	-	Up to 4	6
Redweed	<i>Melochia corchorifolia</i>	4-6	6	6 to 10	8
Sedge, Annual	<i>Cyperus compressus</i>	NR	6 to 8	NR	6 to 8
Sesbania	<i>Sesbania exaltata</i>	NR	-	3 to 5*	3
Shepherd's purse ³	<i>Capsella bursa-pastoris</i>	Up to 6	4	6 to 10	8
Smartweed, Pennsylvania	<i>Polygonum pennsylvanicum</i>	Up to 6	6	6 to 10	1
Spurweed/ Lawn burweed	<i>Soliva pterosperma</i>	NR	-	2 to 6	3
Sunflower, wild	<i>Helianthus annuus</i>	Up to 4	5	4 to 6	8
Thistle, Canada	<i>Cirsium arvense</i>	See Special Directions for Problem Weeds			
Thistle, musk	<i>Carduus nutans</i>				

¹ Control may be partial or inconsistent
² If a second weed flush develops after the first application, re-treat according to this rate table.
³ DO NOT treat rosette before seed stalk appears
* Requires addition of oil concentrate at 0.75 fl oz/1000 sq ft (2 pts/A)
NR = Not recommended for use

Special Directions for Weed Problems**Canada Thistle**

Apply 0.75 fl oz of BashAzon Herbicide per 1,000 sq ft (16 fl oz/A) when Canada thistle is from 8 inches tall to the bud stage. If desired control is not obtained with the first application, make a second application at the same rate 7-10 days later or when new growth appears.

Musk Thistle

Apply 0.75 fl oz of BashAzon Herbicide per 1,000 sq ft (16 fl oz/A) when musk thistle is in the rosette stage no larger than 10 inches in diameter. If desired control is not obtained with the first application, make a second application at the same rate 7 to 10 days later or when new growth appears.

Yellow Nutsedge

Make two applications of BashAzon Herbicide for best control of yellow nutsedge. Apply 0.55-0.75 fl oz of BashAzon Herbicide per 1,000 sq ft (12 to 16 fl oz/A) when yellow nutsedge is 6 inches to 8 inches tall. Make a second application at the same rate 7-10 days later or when new growth appears later in the season. Thorough spray coverage of yellow nutsedge is essential for maximum control.

Yellow nutsedge emerges May through July in the northern United States, but it emerges throughout the year in the southern United States. Plan initial applications when yellow nutsedge has emerged because BashAzon Herbicide will only control nutsedge plants that have emerged.

29/44

Specific Use Site Information**Established Turfgrass**

BashAzon Herbicide may be applied to established turfgrass growing in areas such as athletic fields, commercial or residential settings, golf courses, recreational areas, sod farms, or any other maintained area of established turfgrass.

BashAzon Herbicide may be used on the following established turfgrass species: bluegrass, fescue, bentgrass, Bermudagrass, Bahiagrass, centipedegrass, zoysiagrass, ryegrass, St. Augustinegrass, carpetgrass, and buffalograss.

BashAzon Herbicide will control annual sedges, common groundsel, common purslane, dayflower, wild mustard, and yellow nutsedge in established turfgrass. See Table 2 for other weeds controlled.

Turf Restrictions and Limitations

- **DO NOT** apply BashAzon Herbicide to turfgrass that has been under stress such as drought, cold temperature, or injury from other herbicides or pesticides.
- **DO NOT** apply BashAzon Herbicide to any newly seeded or newly sprigged turfgrass until seedlings or sprigs are well established or injury may result.
- **DO NOT** use on golf course greens or collars.
- In perennial ryegrass, apply no more than 0.75 fl oz of BashAzon Herbicide per 1000 sq ft (16 fl ozs/A) in a single application and make subsequent applications no less than 21 days later.
- In unmowed established turfgrass, make the first application of BashAzon Herbicide after emergence but before annual sedge, Canada thistle, and yellow nutsedge are 8-inches tall. Annual broadleaf weeds should be no taller than 4 inches.
- For best control of broadleaf weeds, **DO NOT** mow turfgrass within 3 days before or after application.
- For best control of sedges, **DO NOT** mow turfgrass within 5 days of application.
- When treating turfgrass with BashAzon Herbicide, avoid over-the-top spraying of adjacent ornamental trees, shrubs, and flowers unless otherwise specified in this label. Spraying near the base of established ornamental trees, shrubs, and flowers should not result in injury **except for sycamore and rhododendron**.

Tank Mixes on Established Turfgrass

For postemergence control of other broadleaf weeds or sedges not listed on this label, tank mix BashAzon Herbicide with other products registered for use in turfgrass such as Image 70 DG herbicide, Turflon herbicide, 2,4-D, atrazine, MSMA, and mixes of 2,4-D, MCPP (mecoprop) or 2,4-DP (dichlorprop). Some of these products cannot be used on all turfgrass sites or species. Refer to the respective product labels for site and species restrictions. A tank mix with Segment herbicide may be used on centipedegrass and fine fescue species.

Determine the compatibility of the potential tank mix product before mixing with BashAzon Herbicide in the spray tank. An anti-foaming agent may be used if needed. **DO NOT** use a surfactant or oil additive with 2,4-D; MCPP; or 2,4-DP.

20/44

Read each tank mix product label for Directions For Use, Precautionary Statements, and Restrictions and Limitations. The most restrictive labeling applies in all tank mixes.

Consult local professional authorities when using tank mix combinations other than those specified by Sharda USA. Otherwise, test a small area of the site with the desired tank mix combination and allow 7 to 10 days to evaluate the potential for injury.

Ornamentals, Nursery, Noncropland Sites, Roadsides, and Rights-of-way

BashAzon Herbicide may be applied over the top of certain ornamental species listed in Table 3. **DO NOT** apply oil concentrate in tank mix with BashAzon Herbicide over the top of ornamentals. Because of the variability within species, in application technique and manner of use, it has not been fully determined if BashAzon Herbicide can be safely used on all ornamentals or nursery plants under all growing conditions. Therefore, the user should apply to a few plants to determine if BashAzon Herbicide can be safely used for broadscale application. For all other landscape and ornamental trees, shrubs, flowers, and nursery plants not listed in Table 3, apply BashAzon Herbicide as a directed spray away from the foliage of desired plants. **DO NOT** apply BashAzon Herbicide as a directed spray under the tree line or over the roots of sycamore and rhododendron or injury may occur. **DO NOT** apply if the risk of injury to these plants is not acceptable.

BashAzon Herbicide may be used in sites where grass vegetation must be maintained.

Table 3. Ornamental Species for Over-the-top Applications

Common Name	Scientific Name
Alumroot	<i>Heuchera</i> spp.
Apple (nonbearing)	<i>Malus</i> spp.
Arborvitae*	<i>Thuja occidentalis</i>
Barberry, Japanese	<i>Berberis thunbergii</i>
Boxwood	<i>Buxus</i> spp.
Bugle, common	<i>Ajuga</i> spp.
Butterfly bush	<i>Buddleia davidii</i>
Cabbage ornamental	<i>Brassica</i> spp.
Cape jasmine	<i>Gardenia</i> spp.
Chokeberry	<i>Photinia</i> spp.
Coral bells	<i>Heuchera</i> spp.
Cotoneaster	<i>Cotoneaster</i> spp.
Crabapple (nonbearing)	<i>Malus</i> spp.
Crape myrtle	<i>Lagerstroemia indica</i>
Cypress, bald	<i>Taxodium distichum</i>
Daylily	<i>Hemerocallis</i> spp.
Dusty miller	<i>Centaurea cineraria</i>
Euonymus	<i>Euonymus</i> spp.
Gardenia, common	<i>Gardenia</i> spp.
Golden-rain tree	<i>Koelreuteria bipinnata</i>
Hawthorn, Indian	<i>Raphiolepis indica</i>

31/44

Common Name	Scientific Name
Holly	<i>Ilex</i> spp.
Holly, Chinese	<i>Ilex comuta</i>
Holly, dwarf Chinese	<i>Ilex comuta</i>
Holly, Japanese	<i>Ilex crenata</i>
Hydrangea	<i>Hydrangea</i> spp.
Jasmine	<i>Jasminum</i> spp.
Lily, plantain	<i>Hosta fortunei</i>
Lilyturf	<i>Liriope</i> spp.
Lilyturf, big blue	<i>Liriope muscari</i>
Liriope, creeping	<i>Liriope spicata</i>
Marigold	<i>Tagetes</i> spp.
Myrtle, wax	<i>Myrica cerifera</i>
Oak, red*	<i>Quercus rubra</i>
Pachysandra	<i>Pachysandra terminalis</i>
Petunia	<i>Petunia hybrida</i>
Photinia	<i>Photinia</i> spp.
Pine, Mugo	<i>Pinus mugo</i>
Pine, white	<i>Pinus strobus</i>
Pittosporum, Japanese	<i>Pittosporum tobira</i>
Snapdragon	<i>Antirrhinum majus</i>
Yew	<i>Taxus</i> spp.
Yew hybrids	<i>Taxus x media</i>
Yew, Japanese	<i>Taxus cuspidata</i>
Yew, Southern	<i>Podocarpus</i>

* Make no more than one application per crop per growing season. Some species within genera may vary in degree of tolerance. Prior to application across a large number of plants within the same species, test BashAzon Herbicide on a small number of plants of that species and observe for 2 weeks. **DO NOT** apply crop oil with applications of BashAzon Herbicide over the top to ornamentals or injury may occur.

Ornamentals and Nursery Restrictions and Limitations

- **DO NOT** apply BashAzon Herbicide to ornamental or nursery plants that have been subject to stress conditions such as hail damage, flooding, drought, extreme heat, or widely fluctuating temperatures or crop injury may result.
- **DO NOT** apply BashAzon Herbicide if ornamental or nursery plants show injury (leaf phytotoxicity or plant stunting) produced by prior herbicide applications because this injury may be enhanced or prolonged.

Ornamental Tank Mixes

Tank Mix of BashAzon Herbicide + Tower herbicide. Apply a tank mix of BashAzon Herbicide plus Tower as a post-emergence directed spray to control yellow nutsedge and certain emerged broadleaf weeds listed on the BashAzon Herbicide label. This tank mix will also control certain broadleaf and grass weeds listed on the Tower label that have not emerged.

Apply this tank mix as a directed spray away from the foliage of ornamental plants. If any desirable plant foliage receives direct or indirect application, wash the solution off the foliage immediately. Read each tank mix product label for Directions For Use, Precautionary Statements, and Restrictions and Limitations. The most restrictive labeling applies in all tank mixes.

Tank Mix of BashAzon Herbicide + Segment herbicide.

A tank mix of BashAzon Herbicide plus Segment may be applied to control yellow nutsedge, certain broadleaf weeds, and annual and perennial grass weeds. This tank mix will not control weeds and grasses that have not emerged. Apply as a directed spray away from the foliage of ornamental plants. If any desirable plant foliage receives direct or indirect application, wash the solution off the foliage immediately. Read each tank mix product label for Directions For Use, Precautionary Statements, and Restrictions and Limitations. The most restrictive labeling applies in all tank mixes.

Other Tank Mixes: BashAzon Herbicide may be tank mixed with other compatible products registered for use in ornamentals. Apply tank mixes of BashAzon Herbicide and other products as a directed spray away from the foliage of ornamental plants. If any desirable plant foliage receives direct or indirect application, wash the solution off the foliage immediately.

When applying tank mixes not specified on this label, test the application on a small area to determine the safety of the anticipated tank mix. Evaluate the potential for injury 5 to 7 days later, before making a general application of this tank mix.

Read each tank mix product label for Directions For Use, Precautionary Statements, and Restrictions and Limitations. The most restrictive labeling applies in all tank mixes.

STORAGE AND DISPOSAL

DO NOT contaminate water, food, or feed by storage or disposal.

Pesticide Storage: **DO NOT** store at less than 32° F and **DO NOT** allow product to freeze.

Pesticide Disposal: Wastes resulting from the use of this product may be disposed of on-site or at an approved waste disposal facility.

CONTAINER DISPOSAL: Nonrefillable Container. DO NOT reuse or refill this container.

Triple rinse or pressure rinse container (or equivalent) promptly after emptying; then offer for recycling, if available, or reconditioning, if appropriate, or puncture and dispose of in a sanitary landfill, or by incineration, or by other procedures approved by state and local authorities.

Triple rinse containers small enough to shake (capacity < 5 gallons) as follows: Empty the remaining contents into application equipment or a mix tank and drain for 10 seconds after the flow begins to drip. Fill the container 1/4 full with water and recap. Shake for 10 seconds. Pour rinsate into application equipment or a mix tank, or store rinsate for later use or disposal. Drain for 10 seconds after the flow begins to drip. Repeat this procedure two more times.

Triple rinse containers too large to shake (capacity > 5 gallons) as follows: Empty the remaining contents into application equipment or a mix tank. Fill the container 1/4 full with water.

33/44

Replace and tighten closures. Tip container on its side and roll it back and forth, ensuring at least one complete revolution, for 30 seconds. Stand the container on its end and tip it back and forth several times. Turn the container over onto its other end and tip it back and forth several times. Empty the rinsate into application equipment or a mix tank, or store rinsate for later use or disposal. Repeat this procedure two more times.

Pressure rinse as follows: Empty the remaining contents into application equipment or mix tank and continue to drain for 10 seconds after the flow begins to drip. Hold container upside down over application equipment or mix tank, or collect rinsate for later use or disposal. Insert pressure rinsing nozzle in the side of the container and rinse at about 40 PSI for at least 30 seconds. Drain for 10 seconds after the flow begins to drip.

**IMPORTANT INFORMATION
READ BEFORE USING PRODUCT**

CONDITIONS OF SALE AND LIMITATION OF WARRANTY AND LIABILITY

NOTICE: Read the entire Directions for Use and Conditions of Sale and Limitation of Warranty and Liability before buying or using this product. If the terms are not acceptable, return the product at once, unopened, and the purchase price will be refunded.

The Directions for Use of this product must be followed carefully. The Directions for Use of this product reflect the opinion of experts based on field use and tests. It is impossible to eliminate all risks inherently associated with the use of this product. Crop injury, ineffectiveness or other unintended consequences may result because of such factors as manner of use or application, weather or crop conditions, presence of other materials or other influencing factors in the use of the product, which are beyond the control of Sharda USA LLC or Seller. Handling, storage, and use of the product by Buyer or User are beyond the control of Sharda USA LLC and Seller. To the fullest extent allowed by State law, all such risks shall be assumed by Buyer and User, and Buyer and User agree to hold Sharda USA LLC and Seller harmless for any claims relating to such factors.

Sharda USA LLC warrants that this product conforms to the chemical description on the label and is reasonably fit for the purposes stated in the Directions for Use, subject to the inherent risks referred to above, when used in accordance with directions under normal use conditions. This warranty does not extend to the use of this product contrary to label instructions or under conditions not reasonably foreseeable to or beyond the control of Seller or Sharda USA LLC, and Buyer and User assume the risk of any such use. SHARDA USA LLC MAKES NO WARRANTIES OF MERCHANTABILITY OR OF FITNESS FOR A PARTICULAR PURPOSE NOR ANY OTHER EXPRESS OR IMPLIED WARRANTY EXCEPT AS STATED ABOVE.

To the extent allowed by law, Sharda USA LLC or Seller shall not be liable for any incidental, consequential or special damages resulting from the use or handling of this product. **THE EXCLUSIVE REMEDY OF THE USER OR BUYER, AND THE EXCLUSIVE LIABILITY OF SHARDA USA LLC AND SELLER FOR ANY AND ALL CLAIMS, LOSSES, INJURIES OR DAMAGES (INCLUDING CLAIMS BASED ON BREACH OF WARRANTY, CONTRACT, NEGLIGENCE, TORT, STRICT LIABILITY OR OTHERWISE) RESULTING FROM THE USE OR HANDLING OF THIS PRODUCT SHALL BE, AT THE ELECTION OF SHARDA USA LLC**

OR SELLER, THE REPLACEMENT OF THE PRODUCT, OR COMPENSATION LIMITED TO DAMAGES NOT EXCEEDING THE FAIR MARKET PURCHASE PRICE, AND SHALL NOT INCLUDE INCIDENTAL OR CONSEQUENTIAL DAMAGES.

Sharda USA LLC and Seller offer this product, and Buyer and User accept it, subject to the foregoing conditions of sale and limitations of warranty and of liability, which may not be modified except by written agreement signed by the duly authorized representative of Sharda USA LLC.

- Image, Segment and Tower are registered trademarks of BASF.
- Turflon is a registered trademark of Dow Agrosociences LLC.

35/44

BASHAZON HERBICIDE

Postemergence Herbicide

For homeowner use to control broadleaf weeds, annual sedges, and yellow nutsedge in turfgrass and ornamentals.

Active Ingredient:

Sodium salt of bentazon
(3-(1-methylethyl)-1H-2,1,3-benzothiadiazin-4(3H)-one 2,2-dioxide).....44.0%

Other Ingredients:.....56.0%

Total:.....100.0%

* Equivalent to 4 pounds of bentazon per gallon.

**KEEP OUT OF REACH OF CHILDREN
CAUTION / PRECAUCION**

Si usted no entiende la etiqueta, busque a alguien para que se la explique a usted en detalle. (If you do not understand this label, find someone to explain it to you in detail.)

FIRST AID	
If swallowed	<ul style="list-style-type: none"> • Call a poison control center or doctor immediately for treatment advice. • Have person sip a glass of water if able to swallow. • DO NOT induce vomiting unless told to do so by a poison control center or doctor. • DO NOT give anything by mouth to an unconscious person.
If on skin or clothing	<ul style="list-style-type: none"> • Take off contaminated clothing. • Rinse skin immediately with plenty of water for 15 to 20 minutes. • Call a poison control center or doctor for treatment advice.
If in eyes	<ul style="list-style-type: none"> • Hold eye open and rinse slowly and gently with water for 15 to 20 minutes. • Remove contact lenses, if present, after first 5 minutes, then continue rinsing eyes. • Call a poison control center or doctor for treatment advice.
HOT LINE NUMBER	
Have the product container or label with you when calling a poison control center or doctor or going for treatment. For 24-hour medical emergency assistance (human or animal) call 1-800-222-1222. For chemical emergency assistance (spill, leak, fire, or accident) call ChemTrec at 1-800-424-9300.	

See inside booklet for complete First Aid, Precautionary Statements, Directions For Use, Conditions of Sale and Warranty, and state-specific crop and/or use site restrictions.

EPA Reg. No. 83529-

EPA Est No. CCCC
CCCC
CCCC
CCCC
CCCC
CCCC
CCCC
CCCC
CCCC
CCCC
CCCC
CCCC
CCCC
CCCC
CCCC
CCCC
CCCC
CCCC
CCCC

Net Contents: _____

Manufactured for: Sharda USA LLC
P.O. Box 640
Hockessin, DE 19707

NOV 9 2012
83529-3a

36/44

PRECAUTIONARY STATEMENTS
HAZARDS TO HUMANS AND DOMESTIC ANIMALS

CAUTION. Harmful if swallowed or absorbed through skin. Causes moderate eye irritation. Avoid contact with eyes, skin, or clothing. Prolonged or frequently repeated skin contact may cause allergic reactions in some individuals.

Personal Protective Equipment (PPE)

Some materials that are chemically resistant to this product are made of a waterproof material. If you want more options, follow the instructions for Category A on an EPA chemical - resistance category selection chart.

Applicators and other handlers must wear:

- Long-sleeved shirt and long pants
- Chemical-resistant gloves
- Shoes plus socks

Follow the manufacturer's instructions for cleaning and maintaining PPE. If no such instructions for washables exist, use detergent and hot water. Keep and wash PPE separately from other laundry.

User Safety Recommendations

Users should:

- Wash hands before eating, drinking, chewing gum, using tobacco, or using the toilet.
- Remove clothing/PPE immediately if pesticide gets inside. Then wash thoroughly and put on clean clothing.
- Remove PPE immediately after handling this product. Wash the outside of gloves before removing. As soon as possible, wash thoroughly and change into clean clothing.

Environmental Hazards

For terrestrial uses, **DO NOT** apply directly to water, or to areas where surface water is present or to intertidal areas below the mean high water mark. **DO NOT** contaminate water when disposing of equipment wash waters or rinsate. Bentazon, which is present in this product, is known to leach through soil into groundwater under certain conditions as a result of agricultural use. Use of this chemical in areas where soils are permeable, particularly where the water table is shallow, may result in groundwater contamination.

Notice: It is a violation of federal law to use any pesticide in a manner that results in the death of an endangered species or in adverse modification of their habitat.

DIRECTIONS FOR USE

It is a violation of federal law to use this product in a manner inconsistent with its labeling.

DO NOT apply this product in a way that will contact workers or other persons, either directly or through drift. Only protected handlers may be in the area during application.

For any requirements specific to your state or tribe consult the agency responsible for pesticide regulation.

The following Directions For Use are applicable for homeowner use of BashAzon Herbicide in established turfgrass and ornamentals. Read the entire label for Directions For Use and Precautionary Statements.

Nonagricultural Use Requirements

The requirements in this box apply to uses of this product that are NOT within the scope of the Worker Protection Standard for agricultural pesticides (40 CFR Part 170). The WPS applies when this product is used to produce agricultural plants on farms, nurseries, or greenhouses.

For homeowner use:

- DO NOT allow persons or pets to enter the treated area until sprays have dried.

Use Information

BashAzon Herbicide is a postemergence herbicide for selective control of broadleaf weeds, annual sedges, and yellow nutsedge in the following use sites:

- Established turfgrass
- Ornamentals

BashAzon Herbicide does not control grasses. BashAzon Herbicide is effective mainly through contact activity; therefore, all target weeds must be thoroughly covered with spray. Large weed leaf canopies shelter smaller weeds and prevent adequate spray coverage.

Application Information

Sprayer Equipment

Apply BashAzon Herbicide with handheld pump-up and knapsack sprayers, or hose-end type sprayers. Clean the sprayer thoroughly before applying BashAzon Herbicide, particularly if the herbicide previously used has the potential to injure turfgrass or ornamentals.

Apply BashAzon Herbicide with a minimum water volume of 1 gallon per 1000 sq ft and a minimum spray pressure of 40 psi (measured at the boom, not at the pump or in the line).

Application Mixing Instructions

Fill a thoroughly clean spray tank 1/2 to 2/3 full of clean water. Add BashAzon Herbicide and shake or stir the spray solution to mix thoroughly. Add the remaining volume of water and shake or stir the spray solution to mix thoroughly. Mix only enough spray solution for one use. Use a fresh spray mixture for each application.

38/44

Addition of Oil Concentrate

A nonphytotoxic oil concentrate must be added to the spray tank for optimum weed control. The oil concentrate must contain either a petroleum-oil or vegetable-oil base and must meet all the following criteria:

- Nonphytotoxic
- Contain only EPA-exempt ingredients
- Provide good mixing quality in the jar test (see following)
- Successful in local experience

The exact composition of suitable products will vary; however, petroleum-oil or vegetable-oil concentrates should contain emulsifiers to provide good mixing quality. Highly refined vegetable oils are more satisfactory than unrefined vegetable oils.

Application Mixing Instructions with Oil Concentrate

Fill a thoroughly clean spray tank 1/2 to 2/3 full with clean water. Add BashAzon Herbicide and shake or stir the spray solution so BashAzon Herbicide and water mix thoroughly. Add the oil concentrate and the remaining volume of water. Again, shake or stir the spray solution so the BashAzon Herbicide, oil concentrate and water mix thoroughly. Mix only enough spray solution for one use; use a fresh spray mixture for each application.

Oil Concentrate Rate

For 1.0 to 2.0 gallons of water volume per 1000 sq ft, use 0.75 fl oz (5 teaspoons) of oil concentrate or a proportionate amount for other-sized areas.

Adding oil concentrate to BashAzon Herbicide may cause a slight leaf burn on desired plants (turfgrass, ornamentals) when relative humidity and temperature are high. Refer to your BashAzon Herbicide supplier for information on successful local experience before purchasing oil concentrate.

DO NOT apply BashAzon Herbicide plus oil concentrate with pesticides whose labels caution against their use with oil adjuvants.

Application Restrictions and Limitations

- DO NOT exceed a total of 1 lb active ingredient (bentazon) per acre in a single application or 2 lbs active ingredient (bentazon) per acre per season.
- DO NOT apply more than a total of 1.5 fl oz of BashAzon Herbicide per 1000 sq ft per calendar year.
- Rainfall or sprinkler irrigation within 8 hours after application may nullify the effectiveness of BashAzon Herbicide.
- DO NOT apply during windy conditions because spray drift may cause damage to adjacent desired ornamental plants.
- DO NOT apply BashAzon Herbicide during prolonged periods of drought or during unseasonably cold weather because unsatisfactory weed control may result.
- DO NOT cultivate or mow within five days before or after BashAzon Herbicide application.

39/44

Weeds Controlled

Apply BashAzon Herbicide early postemergence to small, actively growing weeds before they reach the maximum size listed in Table 1. Early application to newly emerged or small weeds will provide the most effective weed control. Delaying application will allow continuing growth beyond the maximum size stated and will result in adequate control.

Table 1. Weeds Controlled

Common Name	Scientific Name	BashAzon Herbicide Application Rate			
		0.55 fl oz/1,000 sq ft (12 fl oz/A)		0.75 fl oz/1,000 sq ft (16 fl oz/A)	
		Weed Growth Stage			
		Leaf Stage	Maximum Height (inches)	Leaf Stage	Maximum Height (inches)
Anoda, Spurred	<i>Anoda caristata</i>	Up to 6	3	6 to 8	4
Balloonvine	<i>Cardiospermum halicacabum</i>	2 to 4	2	4 to 6	3
Beggarticks	<i>Bidens frondosa</i>	Up to 6	6	6 to 8	8
Bristly starbur	<i>Acanthospermum hispidum</i>	NR	-----	4 to 6	3
Buckwheat, wild	<i>Polygonum convolvulus</i>	Up to 4	3	4 to 6	5
Cocklebur	<i>Xanthium strumarium</i>	2 to 6*	6	6 to 10	10
Coffee Senna	<i>Cassia occidentalis</i>	NR	-	Up to 1 pinnate	2
Dayflower	<i>Commelina spp.</i>	Up to 6	4	6 to 10	8
Devil's claw	<i>Proboscidea louisiana</i>	NR	-	Up to 6*	3
Galinsoga	<i>Galinsoga spp.</i>	NR	-	Cotyledon to 6*	2
Groundsel, common	<i>Senecio vulgaris</i>	NR	-	2 to 10	6
Jimsonweed	<i>Datura stramonium</i>	Up to 6	6	6 to 10	10
Ladysthumb	<i>Polygonum persicaria</i>	Up to 6	6	6 to 10	1
Mallow, Venice	<i>Hibiscus trionum</i>	Up to 6	2	6 to 10	4
Mustard, wild	<i>Sinapsis arvensis</i>	Up to 6	4	6 to 10	8
Nutsedge, yellow	<i>Cyperus esculentus</i>	See Special Directions for Problem Weeds			
Poinsetta, wild	<i>Euphorbia heterophylla</i>	2-4	4	4 to 8*	6
Prickly sida/Teaweed	<i>Sida spinosa</i>	Up to 6	3	6 to 8	4
Purslane, common	<i>Portulaca oleracea</i>	Up to 4	1	4 to 6	2
Ragweed, common	<i>Ambrosia artemisiifolia</i>	NR	-	4 to 6*	3
Ragweed, Giant	<i>Ambrosia trifida</i>	NR	-	Up to 4	6
Redweed	<i>Melochia corchorifolia</i>	4-6	6	6 to 10	8
Sedge, Annual	<i>Cyperus compressus</i>	NR	6 to 8	NR	6 to 8
Sesbania	<i>Sesbania exaltata</i>	NR	-	3 to 5*	3
Shepherd's purse ¹	<i>Capsella bursa-pastoris</i>	Up to 6	4	6 to 10	3
Smartweed, Pennsylvania	<i>Polygonum pennsylvanicum</i>	Up to 6	6	6 to 10	1
Spurweed/ Lawn burweed	<i>Soliva pterosperma</i>	NR	-	2 to 6	3
Sunflower, wild	<i>Helianthus annuus</i>	Up to 4	5	4 to 6	6
Thistle, Canada	<i>Cirsium arvense</i>	See Special Directions for Problem Weeds			
Thistle, musk	<i>Carduus nutans</i>	See Special Directions for Problem Weeds			
Velvetleaf	<i>Abutilon theophrasti</i>	Up to 4	2	4 to 6	5

* DO NOT treat earlier than leaf stage shown. DO NOT count cotyledon leaves.

¹ DO NOT treat rosette before seed stalk appears

NR = Not recommended for use

40/44

Special Directions for Problem Weeds

Canada thistle: Apply 0.75 fl oz of BashAzon Herbicide per 1000 sq ft when Canada thistle is from 8-inches tall to the bud stage. If desired control is not obtained with the first application, make a second application at the same rate 7 to 10 days later or when new growth appears.

Musk thistle: Apply 0.75 fl oz of BashAzon Herbicide per 1000 sq ft when Musk thistle is in the rosette stage no larger than 10 inches in diameter. If desired control is not obtained with the first application, make a second application at the same rate 7 to 10 days later or when new growth appears.

Specific Use Site Information**Established Turfgrass**

BashAzon Herbicide may be used on established bluegrass, fescue, bentgrass, Bermudagrass, Bahiagrass, centipedegrass, zoysiagrass, ryegrass, and St. Augustinegrass.

BashAzon Herbicide will control yellow nutsedge in established turfgrass. Refer to Table 2 for water volumes and BashAzon Herbicide use rates.

To control yellow nutsedge, apply no more than 0.75 fl oz of BashAzon Herbicide per 1000 square feet in a single application when plants are 6 to 8 inches tall. If desired control is not obtained, make a second application at the same rate 7 to 10 days later or when new growth appears. Apply no more than 1.5 fl oz of BashAzon Herbicide per 1000 square feet per calendar year.

In unmowed turfgrass, make the first application of BashAzon Herbicide after emergence but before yellow nutsedge is 8 inches tall. Thorough spray coverage of yellow nutsedge is essential for maximum control. For best control, DO NOT mow turfgrass within 3 days before or after application.

Yellow nutsedge emerges May through July in the northern United States, but it emerges throughout the year in the southern United States. Plan initial applications when yellow nutsedge has emerged because BashAzon Herbicide will only control nutsedge plants that have emerged.

Table 2. Application Rate for Established Turfgrass

Spray Area (sq ft)	BashAzon Herbicide (fl oz)	Water ¹ as Spray Carrier (gallons)
200	0.15 (1 teaspoon)	0.2 to 0.4 (1.6 to 3.2 pints)
400	0.3 (2 teaspoons)	0.4 to 0.8 (3.2 to 6.4 pints)
1000	0.75 (5 teaspoons)	1 to 2

¹Quantity of water required to uniformly spray this area with your sprayer. Use a minimum water volume of 1 gallon per 1000 sq ft with a minimum pressure measured at the nozzle of 40 psi.

4/44

Weeds also controlled by BashAzon Herbicide in turfgrass are: annual sedges, beggarticks, Canada thistle, chickweed, cocklebur, common groundsel, common purslane, galinsoga, jimsonweed, ladythumb, lambsquarters, musk thistle, shepherd's purse, smartweed, spurweed, velvetleaf, Venice mallow, wild buckwheat, wild mustard, and wild poinsettia. These weeds are not registered for control in California.

In unmowed turfgrass, make the first application of BashAzon Herbicide after emergence but before annual sedge and Canada thistle are 8-inches tall, and other annual broadleaf weeds are 4 inches tall. For best sedge control, DO NOT mow within 5 days of application.

Weeds suppressed by BashAzon Herbicide in turfgrass include: common ragweed, giant ragweed, morningglory, and wild sunflower. These weeds are not registered for suppression in California.

Weeds not controlled by BashAzon Herbicide include: purple nutsedge, pigweed, plantain, dandelion, onion/garlic, wood sorrel, and spurge.

Turfgrass Restrictions and Limitations

- In California, BashAzon Herbicide is registered for use only in established turfgrass to control yellow nutsedge.
- DO NOT apply BashAzon Herbicide to turfgrass that has been under stress such as drought, cold temperature, or injury from other herbicides.
- DO NOT apply BashAzon Herbicide to any newly seeded or newly sprigged turfgrass until seedlings or sprigs are well established or injury may result.
- DO NOT apply BashAzon Herbicide to golf course greens or collars.
- In perennial ryegrass, apply no more than 0.75 fl oz of BashAzon Herbicide per 1000 square feet at one time. Make a second application no less than 21 days later.
- When treating turfgrass with BashAzon Herbicide, avoid over the top spraying of adjacent ornamental trees, shrubs, and flowers unless otherwise specified in this label.

Ornamentals

BashAzon Herbicide is not registered for use on ornamentals in California.

Apply BashAzon Herbicide at the rates listed in Table 1 when weeds are actively growing and before they reach the maximum size.

BashAzon Herbicide may be applied over the top of certain ornamental species listed in Table 3. DO NOT apply oil concentrate in tank mix with BashAzon Herbicide over the top of ornamentals. Because of the variability within species, in application technique, and manner of use, it has not been fully determined if BashAzon Herbicide can be safely used on all ornamental plants under all growing conditions. Therefore, the user should apply to a few plants to determine if BashAzon Herbicide can be safely used for broad-scale application. Some leaf speckling and leaf bronzing may occur under certain

43/44

Common Name	Scientific Name
Petunia	<i>Petunia hybrida</i>
Photinia	<i>Photinia spp.</i>
Pine, Mugo	<i>Pinus mugo</i>
Pine, white	<i>Pinus strobus</i>
Pittosporum, Japanese	<i>Pittosporum tobira</i>
Snapdragon	<i>Antirrhinum majus</i>
Yew	<i>Taxus spp.</i>
Yew hybrids	<i>Taxus x media</i>
Yew, Japanese	<i>Taxus cuspidata</i>
Yew, Southern	<i>Podocarpus</i>

* Make no more than one application per crop per growing season. Some species within genera may vary in degree of tolerance. Prior to application across a large number of plants within the same species, test BashAzon Herbicide on a small number of plants of that species and observe for 2 weeks. **DO NOT** apply crop oil with applications of BashAzon Herbicide over the top to ornamentals or injury may occur.

Ornamental Restrictions and Limitations

- **DO NOT** apply BashAzon Herbicide to desirable plants that have been subject to stress conditions such as hail damage, flooding, drought, extreme heat, or widely fluctuating temperatures or crop injury may result.
- **DO NOT** apply BashAzon Herbicide if desirable plants show injury (leaf phytotoxicity or plant stunting) produced by prior herbicide applications because this injury may be enhanced or prolonged.

Storage and Disposal

DO NOT contaminate water, food, or feed by storage or disposal.

Pesticide Storage: Keep pesticide in original container. DO NOT put concentrate or dilute spray into food, feed, or drink containers. Avoid contamination of feed and foodstuffs. Store in a cool, dry place, preferably in a locked storage area. DO NOT store diluted spray.

Pesticide Disposal and Container Handling: Nonrefillable container. **DO NOT** reuse or refill this container.

If empty: Place in trash or offer for recycling if available.

If partly filled: Call your local solid waste agency for disposal instructions. Never place unused product down any indoor or outdoor drain.

**IMPORTANT INFORMATION
READ BEFORE USING PRODUCT**

CONDITIONS OF SALE AND LIMITATION OF WARRANTY AND LIABILITY

NOTICE: Read the entire Directions for Use and Conditions of Sale and Limitation of Warranty and Liability before buying or using this product. If the terms are not acceptable, return the product at once, unopened, and the purchase price will be

44/44

refunded.

The Directions for Use of this product must be followed carefully. The Directions for Use of this product reflect the opinion of experts based on field use and tests. It is impossible to eliminate all risks inherently associated with the use of this product. Crop injury, ineffectiveness or other unintended consequences may result because of such factors as manner of use or application, weather or crop conditions, presence of other materials or other influencing factors in the use of the product, which are beyond the control of Sharda USA LLC or Seller. Handling, storage, and use of the product by Buyer or User are beyond the control of Sharda USA LLC and Seller. To the fullest extent allowed by State law, all such risks shall be assumed by Buyer and User, and Buyer and User agree to hold Sharda USA LLC and Seller harmless for any claims relating to such factors.

Sharda USA LLC warrants that this product conforms to the chemical description on the label and is reasonably fit for the purposes stated in the Directions for Use, subject to the inherent risks referred to above, when used in accordance with directions under normal use conditions. This warranty does not extend to the use of this product contrary to label instructions or under conditions not reasonably foreseeable to or beyond the control of Seller or Sharda USA LLC, and Buyer and User assume the risk of any such use. SHARDA USA LLC MAKES NO WARRANTIES OF MERCHANTABILITY OR OF FITNESS FOR A PARTICULAR PURPOSE NOR ANY OTHER EXPRESS OR IMPLIED WARRANTY EXCEPT AS STATED ABOVE.

To the extent allowed by law, Sharda USA LLC or Seller shall not be liable for any incidental, consequential or special damages resulting from the use or handling of this product. **THE EXCLUSIVE REMEDY OF THE USER OR BUYER, AND THE EXCLUSIVE LIABILITY OF SHARDA USA LLC AND SELLER FOR ANY AND ALL CLAIMS, LOSSES, INJURIES OR DAMAGES (INCLUDING CLAIMS BASED ON BREACH OF WARRANTY, CONTRACT, NEGLIGENCE, TORT, STRICT LIABILITY OR OTHERWISE) RESULTING FROM THE USE OR HANDLING OF THIS PRODUCT SHALL BE, AT THE ELECTION OF SHARDA USA LLC OR SELLER, THE REPLACEMENT OF THE PRODUCT, OR COMPENSATION LIMITED TO DAMAGES NOT EXCEEDING THE FAIR MARKET PURCHASE PRICE, AND SHALL NOT INCLUDE INCIDENTAL OR CONSEQUENTIAL DAMAGES.**

Sharda USA LLC and Seller offer this product, and Buyer and User accept it, subject to the foregoing conditions of sale and limitations of warranty and of liability, which may not be modified except by written agreement signed by the duly authorized representative of Sharda USA LLC:

cccc
cccc
cccc
cccc
cccc
cccc
cccc
cccc
cccc
cccc
cccc
cccc
cccc
cccc
cccc
cccc
cccc
cccc
cccc
cccc
cccc