

83529-15

03/11/2009

1/15



UNITED STATES ENVIRONMENTAL PROTECTION AGENCY
WASHINGTON, D.C. 20460

OFFICE OF
PREVENTION, PESTICIDES AND
TOXIC SUBSTANCES

Ms. Cheryl Wagner
Product Registration
Wagner Regulatory Associates, Inc.
For Sharda USA LLC
7460 Lancaster Pike, Suite 9
Hockessin, DE 19707

MAR 11 2009

SUBJECT: Application for Pesticide Notification (PRN 98-10)
Request Alternate Brand Name "Se-CURE EC"
EPA Reg. 83529-15
Application Dated February 11, 2009

Dear Registrant:

The Agency is in receipt of your Application for Pesticide Notification under Pesticide Registration Notice (PRN) 98-10 dated 02/11/09 for the above product. The Registration Division (RD) has conducted a review of this request for its applicability under PRN 98-10 and finds that the action(s) requested fall within the scope of PRN 98-10. The label submitted with the application has been stamped "Notification" and will be placed in our records.

If you have any questions, please call me directly at 703-305-6249 or Owen F. Beeder of my staff at 703-308-8899.

Sincerely,

A handwritten signature in black ink, appearing to be "Linda Arrington".

Linda Arrington
Notifications & Minor Formulations Team Leader
Registration Division (7505P)
Office of Pesticide Programs



United States
Environmental Protection Agency
 Washington, DC 20460

Registration
Amendment
 Other

OPP Identifier Number

2/15

Application for Pesticide - Section I

1. Company/Product Number 83529-15	2. EPA Product Manager James Tompkins	3. Proposed Classification
4. Company/Product (Name) Quizalofop EC Herbicide	PM# 25 15	<input checked="" type="checkbox"/> None Restricted
5. Name and Address of Applicant (Include Zip Code) Sharda USA LLC c/o Wagner Regulatory Associates, Inc. P.O. Box 640 Hockessin, DE 19707 <input type="checkbox"/> Check if this is a new address	6. Expedited Review. In accordance with FIFRA Section 3(c)(3) (b)(1), my product is similar or identical in composition and labeling to: NOTIFICATION MAR 11 2009	

Section - II

<input type="checkbox"/> Amendment - Explain below.	<input type="checkbox"/> Final printed labels in response to Agency letter dated _____
<input type="checkbox"/> Resubmission in response to Agency letter dated _____	<input type="checkbox"/> "Me Too" Application.
<input checked="" type="checkbox"/> Notification - Explain below. ALTERNATE BRAND NAME	<input checked="" type="checkbox"/> Other - Explain below.

Explanation:

This notification is consistent with the provisions of PR Notice 98-10 and EPA regulations at 40 CFR 152.46, and no other changes have been made to the labeling or the confidential statement of formula of this product. I understand that it is a violation of 18 U.S.C. Sec. 1001 to willfully make any false statement to EPA. I further understand that if this notification is not consistent with the terms of PR Notice 98-10 and 40 CFR 152.46, this product may be in violation of FIFRA and I may be subject to enforcement action and penalties under sections 12 and 14 of FIFRA.

Section - III

1. Material This Product Will Be Packaged In:

Child-Resistant Packaging <input type="checkbox"/> Yes* <input checked="" type="checkbox"/> No	Unit Packaging <input type="checkbox"/> Yes <input checked="" type="checkbox"/> No	Water Soluble Packaging <input type="checkbox"/> Yes <input checked="" type="checkbox"/> No	2. Type of Container <input type="checkbox"/> Metal <input checked="" type="checkbox"/> Plastic <input type="checkbox"/> Glass <input type="checkbox"/> Paper <input type="checkbox"/> Other (Specify) HDPE lined bags
* Certification must be submitted			
	If "Yes" Unit Packaging wgt. No. per container	If "Yes" Package wgt. No. per container	

3. Location of Net Contents Information
 Label Container

4. Size(s) Retail Container
1 gallon

5. Location of Label Directions
 On Label On Labeling accompanying product

6. Manner in Which Label is Affixed to Product
 Lithograph Paper glued Stenciled Other ___ adhesive backed label _____

Section - IV

1. Contact Point (Complete items directly below for identification of individual to be contacted, if necessary, to process this application.)

Name CHERYL WAGNER	Title Agent for Sharda USA LLC	Telephone No. (Include Area Code) (302) 234 8551
-----------------------	-----------------------------------	---

Certification
 I certify that the statements I have made on this form and all attachments thereto are true, accurate and complete. I acknowledge that any knowingly false or misleading statement may be punishable by fine or imprisonment or both under applicable law.

2. Signature <i>Cheryl Wagner</i>	3. Title Agent for Sharda USA LLC	6. Date Application Received: (Stamped)
4. Typed Name CHERYL WAGNER	5. Date February 11, 2009	

3/15



WRA

Wagner Regulatory Associates, Inc.
P.O. Box 640
7460 Lancaster Pike, Suite 9
Hockessin, Delaware 19707

February 11, 2009

Document Processing Desk (NOTIF)
ATTN: Mr. James Tompkins, PM 25
Registration Division (7504P)
U.S. Environmental Protection Agency
Room S-4900, One Potomac Yard
2777 South Crystal Drive
Arlington, Virginia 22202-4501

Dear Mr. Tompkins,

**Re: Quizalofop EC Herbicide, EPA Reg. No. 83529-15
Notification of addition of alternate brand name**

On behalf of Sharda USA LLC, I am submitting this notification of the addition of the following alternate brand name for this registered product – Se-CURE EC.


In support of this notification I have enclosed EPA form 8570-1 and 2 copies of final printed labeling with the alternate brand name.

If you have any questions concerning this submission please contact the undersigned.

Sincerely,

Cheryl Wagner
Agent for Sharda USA LLC

enclosures



Sharda USA LLC

SE-CURE EC

HERBICIDE

EMULSIFIABLE CONCENTRATE

<u>Active Ingredients</u>	<u>By Weight</u>
Quizalofop P-Ethyl	
Ethyl(R)-2-[4-(6-chloroquinoxalin-2-yl oxy)-phenoxy]propionate	10.3%*
<u>Inert Ingredients</u>	89.7%
TOTAL	100.0%

Contains petroleum-based distillates

* Equivalent to 0.88 lb ai per gallon **NOTIFICATION**

MAR 11 2009

EPA Reg. No. 83529-15

EPA Est. No. 37429-GA-001

Net Contents: 1 gallon

KEEP OUT OF REACH OF CHILDREN DANGER - PELIGRO

Si usted no entiende la etiquetas, busque a alguien para que se la explique a usted en detalle. (If you do not understand this label, find someone to explain it to you in detail.)

FIRST AID

IF IN EYES: Hold eye open and rinse slowly and gently with water for 15-20 minutes. Remove contact lenses, if present, after the first 5 minutes, then continue rinsing eye. Call a poison control center or doctor for treatment advice.

IF ON SKIN OR CLOTHING: Take off contaminated clothing. Rinse skin immediately with plenty of water for 15-20 minutes. Call a poison control center or doctor for treatment advice.

IF SWALLOWED: Call a poison control center or doctor immediately for treatment advice. Have person sip a glass of water if able to swallow. Do not induce vomiting unless told to do so by the poison control center or doctor. Do not give anything by mouth to an unconscious person.

IF INHALED: Move person to fresh air. If person is not breathing, call 911 or an ambulance, then give artificial respiration, preferably by mouth-to-mouth, if possible. Call a poison control center or doctor for further treatment advice.

Have the product container or label with you when calling a poison control center or doctor, or going for treatment.

For 24-hour medical emergency assistance (human or animal) call toll free at 1-800-222-1222. For chemical emergency assistance (spill, leak, fire, or accident) call CHEMTREC at 1-800-424-9300.

PRECAUTIONARY STATEMENTS

HAZARDS TO HUMANS AND DOMESTIC ANIMALS

DANGER! Causes irreversible eye damage. Harmful if swallowed, inhaled, or absorbed through the skin. Avoid contact with eyes, skin, or clothing. Avoid breathing vapor or spray mist.

PERSONAL PROTECTIVE EQUIPMENT

Some materials that are chemical-resistant to this product are listed below. If you want more options, follow the instructions for category G on an EPA chemical-resistance category selection chart.

Applicators and other handlers must wear:

Long-sleeved shirt and long pants.

Chemical-resistant gloves, such as barrier laminate or Viton. Shoes plus socks.

Protective eyewear.

Discard clothing or other absorbent materials that have been drenched or heavily contaminated with this product's concentrate. Do not reuse them. Follow manufacturer's instructions for cleaning/maintaining PPE. If no such instructions for washables exist, use detergent and hot water. Keep and wash PPE separately from other laundry.

ENGINEERING CONTROL STATEMENTS

When handlers use closed systems, enclosed cabs, or aircraft in a manner that meets the requirements listed in the Worker Protection Standard (WPS) for agricultural pesticides [40 CFR part 170.240 (d)(4-6)], the handler PPE requirements may be reduced or modified as specified in the WPS

USER SAFETY RECOMMENDATIONS

USERS SHOULD: Wash hands before eating, drinking, chewing gum, using tobacco or using the toilet. Remove clothing immediately if pesticide gets inside. Then wash thoroughly and put on clean clothing. Remove personal protective equipment immediately after handling this product. Wash the outside of gloves before removing. As soon as possible, wash thoroughly and change into clean clothing.

ENVIRONMENTAL HAZARDS

This pesticide is toxic to fish and invertebrates. Do not apply directly to water, or to areas where surface water is present, or to intertidal areas below the mean high water mark. Do not contaminate water when cleaning equipment or disposing of equipment washwaters or rinsate.

This product may contaminate water through drift of spray in wind. This product has a potential for runoff for several months or more after application. Poorly drained soils and soils with shallow water tables are more prone to produce runoff that contains this product. A level, well maintained vegetative buffer strip between areas to which the product is applied and surface water features such as ponds, streams, and springs will reduce the potential for contamination of water from rainfall-runoff. Runoff of this product will be reduced by avoiding applications when rainfall is forecasted to occur within 48 hours. Sound erosion practices will reduce this product's contribution to surface water contamination.

PHYSICAL AND CHEMICAL HAZARDS

Combustible. Keep away from heat, sparks, and open flames. Keep container closed.

DIRECTIONS FOR USE

It is a violation of federal law to use this product in a manner inconsistent with its labeling. Se-CURE EC should be used only in accordance with recommendations on this label.

Do not apply this product in a way that will contact workers or other persons, either directly or through drift. Only protected handlers may be in the area during application. For any requirements specific to your State or Tribe, consult the agency responsible for pesticide regulation

AGRICULTURAL USE REQUIREMENTS

Use this product only in accordance with its labeling and with the Worker Protection Standard, 40 CFR part 170. This Standard contains requirements for the protection of agricultural workers on farms, forests, nurseries, and greenhouses, and handlers of agricultural pesticides. It contains requirements for training, decontamination, notification, and emergency assistance. It also contains specific instructions and exceptions pertaining to the statements on this label about personal protective equipment (PPE) and restricted-entry interval. The requirements in this box only apply to uses of this product that are covered by the Worker Protection Standard.

Do not enter or allow worker entry into treated areas during the restricted entry interval (REI) of 12 hours. PPE required for early entry to treated areas that is permitted under the Worker Protection Standard and that involves contact with anything that has been treated, such as plants, soil, or water, is:

- Coveralls.
- Chemical-resistant gloves, such as barrier laminate or Viton.
- Shoes plus socks.
- Protective eyewear.

NON-AGRICULTURAL USE REQUIREMENTS

The requirements in this section apply to uses of this product that are NOT within the scope of the Worker Protection Standard for agricultural pesticides (40 CFR Part 170). The WPS applies when this product is used to produce agricultural plants on farms, forests, nurseries, or greenhouses.

Weed control in "Non-Agricultural Uses" is not within the scope of WPS. Keep unprotected persons out of treated areas until sprays have dried.

ENVIRONMENTAL CONDITIONS AND BIOLOGICAL ACTIVITY

Se-CURE EC is a systemic herbicide that is rapidly absorbed by treated foliage and translated to the roots and other growing points of the plant. When affected, younger plant tissues become chlorotic/necrotic and eventually die, leaving treated plants stunted and noncompetitive. In general, these symptoms are first observed within 7 to 14 days after application depending on the grass species treated and the environmental conditions.

The degree of control and duration of the effect of Se-CURE EC depend upon the rate used, weed spectrum, weed size and variability, growing conditions at and following treatment, soil moisture, precipitation, tank mixtures, and spray adjuvant used.

Conditions conducive to healthy, actively growing plants optimize the performance of Se-CURE EC. Unacceptable control may occur if Se-CURE EC is applied to grasses stressed from:

- Abnormal weather (excessive heat or cold, or widely fluctuating temperatures),
- hail damage,
- drought,
- water saturated soils,
- mechanical injury, or
- prior herbicide injury.

Grasses under these conditions are often less sensitive to herbicide activity. Delay application until the stress passes and weeds and crop resume growth. Before making applications of Se-CURE EC to crops previously under stress, or injured from other pesticide applications, the crop needs to be fully recovered and growing vigorously. Se-CURE EC is rainfast 1 hour after application.

APPLICATION INFORMATION

Agricultural Uses

Se-CURE EC is a selective herbicide that controls annual and perennial grasses in canola, crambe, cotton, crops grown for seed, eucalyptus, dry beans, including Chickpea, dry and succulent peas, flax, hybrid poplar plantings, lentils, mint (spearmint and peppermint), pineapple, ryegrass grown for seed, snap beans, soybeans, sugarbeets, sunflowers and non-crop areas. Se-CURE EC does not control sedges or broadleaf weeds. Applied at specified rates and timings, Se-CURE EC controls the grasses listed in the chart labeled, "Weeds Controlled and Rate Selection." See the section titled, "Seasonal Use Limits and Harvest Intervals" for the specific crop.

Se-CURE EC is a selective post-emergence herbicide registered for control of annual and perennial grasses in alfalfa, onion, carrot, garlic, Swiss chard, spinach, radish, Chinese cabbage, and red beets grown specifically under contract as non food/non feed crops for seed production only. See "Restrictions" portion of label before using. Applied at specified rates and timings, Se-CURE EC will control emerged grasses. Subsequent flushes of grasses require additional treatment.

Non-Agricultural Uses

Non-Crop Areas

Se-CURE EC is registered for postemergence control of certain grasses on non-crop sites including fence rows, roadsides, and equipment storage areas.

Make a single application of Se-CURE EC at a rate of 12 to 16 fluid ounces per acre to actively growing grasses.

Non-Crop Areas - to aid in establishment of Wildflowers

- Since Se-CURE EC controls many grasses but not most broadleaf plants, it may be used to enhance establishment and growth of certain broadleaf plants on non-crop sites (that is, plants identified as "wildflowers" such as indian blanket, cone flowers, bachelor button, dwarf cornflower, coreopsis, white yarrow, oxeye daisy, dames-rocket, blue flax, evening primrose, black-eyed susan, marigolds, impatiens, bluebonnet, indian paintbrush, verbena, gaillardia, chrysanthemum, catchfly and scarlet pimpernel).
- For this use refer to use rates in the Weeds Controlled area of this label, and not the rates in the NON-CROP section above.

Application Timing

Crop and Non-Crop Uses

Apply Se-CURE EC to young, actively growing grasses according to the rate chart that follows. If a field is to be irrigated, apply Se-CURE EC after the irrigation. Applications made to grasses that are larger than the sizes listed in the rate charts or to grasses under stress may result in unsatisfactory control.

Sequential Applications

Do not exceed the maximum use rate per acre per year, as specified for the specific crop (see section: Seasonal use limits and Harvest Intervals).

Annual Grasses

In the event of a subsequent flush of grass, or of regrowth of previously treated grass, a second application of Se-CURE EC may be applied. Select the appropriate rate for the grassy weed from the "Weeds Controlled - Rate selection" chart.

Perennial Grasses

If perennial grasses regrow, reapply Se-CURE EC at 6-7 fluid ounces of product per acre. Application timing should be as follows: bermudagrass (3" tall or up to 6" runners), rhizome johnsongrass (6"-10"), quackgrass (4"-8"), wirestem muhly (4"-8").

Spray Adjuvants

Applications of Se-CURE EC must include either a crop oil concentrate or a nonionic surfactant. Consult local Sharda USA LLC fact sheets, technical bulletins, and service policies prior to using other adjuvant systems. If another herbicide is tank mixed with Se-CURE EC to increase the weed spectrum, select adjuvants authorized for use with both products. Products must contain only EPA-exempt ingredients (40 CFR 1001).

Petroleum Crop Oil Concentrate (COC)

- Petroleum-based crop oil concentrates are the preferred adjuvant system in arid areas.
- Apply petroleum-based crop oil concentrate at 1% v/v (1gallon per 100 gallons spray solution) or 2% under arid conditions. Note - in soybeans and sunflowers, up to 2% v/v may be used based on local conditions.
- Oil adjuvants must contain at least 80% high quality, petroleum (mineral) or modified vegetable seed oil with at least 15% surfactant emulsifiers.
- For aerial applications apply 0.5% v/v (2 quarts product per 100 gallons spray solution).

Nonionic Surfactant (NIS)

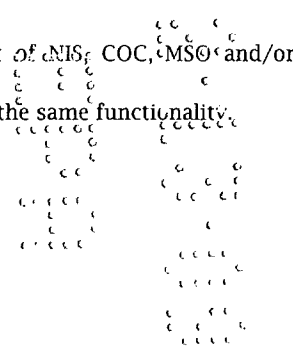
- Apply at 0.25% v/v (1 quart of product per 100 gallons spray solution).
- Surfactant products must contain at least 60% nonionic surfactant with a hydrophilic/lipophilic balance (HLB) greater than 12.

Ammonium Nitrogen Fertilizer

- An ammonium nitrogen fertilizer may be added to the spray mixture, in addition to crop oil concentrate or nonionic surfactant, but is not required to optimize performance of this product.
- Use 2 quart/acre of a high-quality urea ammonium nitrate (UAN), such as 28%N or 32%N, or 2 lb./acre of a spray-grade ammonium sulfate (AMS). Use 4 quart/acre UAN or 4 lb./acre AMS under arid conditions.
- Do not use liquid nitrogen fertilizer as the total carrier solution.

Special Adjuvant Types

- Combination adjuvant products may be used at doses that provide the required amount of NIS, COC, MSO, and/or ammonium nitrogen fertilizer. Consult product literature for use rates and restrictions.
- In addition to the adjuvants specified above, other adjuvant types may be used if they provide the same functionality.



WEEDS CONTROLLED AND RATE SELECTION

	Size at Application (inches)	Se-CURE EC Applied Alone (fluid ounces product per acre)	Se-CURE EC Tank Mixed with Broadleaf Herbicide (fluid ounces product per acre) ¹
Annual Grasses²			
Barnyardgrass (<i>Echinochloa crus-galli</i>)	2-6	8-10	Split†
Broadleaf Signalgrass (<i>Brachiaria platyphylla</i>)	2-6	10	Split†
Crabgrass, Large (<i>Digitaria sanguinalis</i>)	2-6‡	8-10	Split†
Crabgrass, Smooth (<i>Digitaria ischaemum</i>)	2-6‡	8-10	Split†
Crowfootgrass (<i>Dactyloctenium aegyptium</i>)	2-6	7-8	8
Downy Brome (<i>Bromus tectorum</i>)	2-6	10-12	12
Fall Panicum (<i>Panicum dichotomiflorum</i>)	2-6	7-8	8
Field Sandbur (<i>Cenchrus incertus</i>)	2-6	7-8	8
Foxtail, Bristly (<i>Setaria verticillata</i>)	2-6	7-8	8
Foxtail, Giant (<i>Setaria faberi</i>)	2-4 (pretiller)	5-8	5
Foxtail, Giant (<i>Setaria faberi</i>)	4-8	7-8	7
Foxtail, Green (<i>Setaria viridis</i>)	2-4	7-8	8
Foxtail, Yellow (<i>Setaria lutescens</i>)	2-4	7-8	Split†
Goosegrass (<i>Eleusine indica</i>)	2-6‡	7-8	8
Italian Ryegrass (<i>Lolium multiflorum</i>)	2-6	10-12	12
Itchgrass (<i>Rottboellia exaltata</i>)	2-8	7-8	8
Johnsongrass, Seedling (<i>Sorghum halepense</i>)	2-8	5-8	5
Jointed Goatgrass (<i>Aegilops cylindrical</i>)	2-6	10-12	12
Junglerice (<i>Echinochloa colonum</i>)	2-6	8-10	10
Red Rice (<i>Oryza sativa</i>)	1-4	9-10	Split†
Shattercane (<i>Sorghum bicolor</i>)	6-12	5-8	5
Sprangletop (<i>Leptochloa filiformis</i>)	2-6	7-8	8
Texas Panicum (<i>Panicum texanum</i>)††	2-4	8-10	Split†
Volunteer Barley (<i>Hordeum vulgare</i>)	2-6	7-8	8
Volunteer Corn (<i>Zea mays</i>)‡‡	6-30	5-8	4-8
Volunteer Oats (<i>Avena sativa</i>)	2-6	7-8	8
Volunteer Rye (<i>Secale cereale</i>)	2-6	7-8	8
Volunteer Wheat (<i>Triticum aestivum</i>)	2-6	7-8	8
Wild Oat (<i>Avena fatua</i>)	2-6	7-8	8
Wild Proso Millet (<i>Panicum miliaceum</i>)	2-6	5-8	7
Windgrass (<i>Bromus mollis</i>)	2-6	10-12	12
Witchgrass (<i>Panicum capillare</i>)	2-6	7-8	8
Woolly Cupgrass (<i>Eriochloa villosa</i>)	2-4§	9-10	Split†
Perennial Grasses²			
Bermudagrass (<i>Cynodon dactylon</i>)	3" tall, or up to 6" runners	10-12	Split†
Johnsongrass, Rhizome (<i>Sorghum halepense</i>)	10-24	10-12	10
Quackgrass (<i>Agropyron repens</i>)	6-10	10-12	Split†
Wirestem Muhly (<i>Muhlenbergia frondosa</i>)	4-8	8-10	Split†

¹ See "Applications With Broadleaf Herbicides."

² For annual and perennial grasses, up to 12 fl. oz./acre may be applied, based on local recommendations. Under arid conditions the higher rate is to be used.

‡‡ Control includes "Roundup" Ready (glyphosate resistant), Liberty Link, and IMI-Corn. Apply 4 fl. oz./acre for up to 12 inch tall corn. Apply 5 fl. oz./acre for 12-18 inch volunteer corn; use 8 fl. oz./acre for 18-30 inch volunteer corn.

† Split = Split Application. May not be controlled adequately using a tank mix with broadleaf herbicides. For best results, alternate applications of with a broadleaf herbicide, ensuring that [xxxx] is applied either 24 hours before or 7 days after the broadleaf herbicide.

‡ Length of lateral growth.

§ Size in height or diameter, whichever is more restrictive. Applications to plants with more than three tillers may result in unsatisfactory control.

†† In Texas and other areas of the arid west, 10 fl. oz. is the rate to be used for control of Texas panicum. Use of lower rates may result in unsatisfactory control.

Specific Weed Problems

Volunteer Glyphosate-Resistant Corn

For Control of volunteer glyphosate-resistant corn in other glyphosate-resistant crops, Se-CURE EC may be used in a tank mix with glyphosate as follows:

- Apply Se-CURE EC at a rate of 4 fl oz./acre for up to 12 inch volunteer corn, 5 fl oz./acre for 12-18 inch volunteer corn, and 8 fl oz./acre for 18-30 inch volunteer corn, tank mixed with a labeled rate of glyphosate.
Se-CURE EC may be used in a tank mix with glyphosate as follows:
- If the glyphosate formulation does not include a built-in adjuvant system, a nonionic surfactant or petroleum based crop oil concentrate must be included, per directions on this label.
- If the glyphosate formulation contains a built-in adjuvant system (i.e. "Roundup WeatherMax"), additional adjuvant is still required. Add nonionic surfactant at a rate of 0.125% v/v (1 pt. per 100 gal spray solution). Under arid conditions consider adding a petroleum based crop oil concentrate at 1% v/v (1 gallon per 100 gallons spray solution) instead of a nonionic surfactant.

Rhizome Johnsongrass - South East States

For control of rhizome johnsongrass in the states of Alabama, Arkansas, Florida, Georgia, Louisiana, Maryland, Mississippi, Tennessee, Virginia, and West Virginia, a reduced rate of Se-CURE EC may be used if applied in a sequential application program as follows:

1. Apply Se-CURE EC at 5 fl oz./acre when johnsongrass is 10-24 inches tall.
2. Apply Se-CURE EC a second time at 5 fl oz./acre when johnsongrass regrowth is 6-10 inches tall.

Do not apply Se-CURE EC in a tank mix with postemergence broadleaf herbicides when using this reduced rate, sequential program. Do not exceed the maximum specified rate/acre/season for the crop that is going to be planted when additional applications are made to control Rhizome Johnsongrass.

Rhizome Johnsongrass

Se-CURE EC will provide control of weeds in Fallow, including emerged Rhizome and Seedling Johnsongrass. Note that, when applied to at specific rates and timings to control grass weeds, Se-CURE EC will provide control of emerged grasses only. Subsequent flushes of grasses require additional treatment.

1. Apply Se-CURE EC at 8 oz./acre when seedling johnsongrass is 2-6 inches tall.
2. Apply Se-CURE EC at 12 oz./acre when rhizome johnsongrass is 12-16 inches tall.
3. If rhizome johnsongrass regrows, reapply Se-CURE EC at 8 oz./acre. Application timing should be when johnsongrass regrowth is 6-10 inches tall.

Tank mixes of Se-CURE EC with postemergence broadleaf herbicides may result in reduced grass control. If grass control is reduced, an additional application of Se-CURE EC may be required after grass plants begin to develop new leaves.

Specific Crop Uses

For Use On Non Food/Non Feed Crops Grown Under Contract For Seed Production

Se-CURE EC is registered for control of annual and perennial grasses in alfalfa, onion, carrot, garlic, Swiss chard, spinach, radish, Chinese cabbage, and red beets grown specifically under contract as non food/non feed crops for seed production only in these states: Idaho, Montana, Oregon, Washington and Wyoming. See "Restrictions" portion of this label before using. Applied at specific rates and timings, Se-CURE EC will control emerged grasses. Subsequent flushes of grasses require additional treatment.

Spray Additives

Always include a nonphytotoxic petroleum based crop oil concentrate at 1% v/v (1 gallon/100 gallons) or a nonionic surfactant at 0.25% v/v (1 quart/100 gallons). Crop oil concentrate is the preferred adjuvant in arid areas.

Tank Mix Applications

Tank mixtures of Se-CURE EC with any pesticide or spray adjuvant is not recommend except as directed on this label or on other supplemental labels.

For Use In Eucalyptus Plantations

How To Use

Se-CURE EC is registered for control of annual and perennial grasses in Eucalyptus plantations in the state of Hawaii. Use a tractor sprayer properly calibrated to a constant speed and rate of delivery.

Apply Se-CURE EC as a broadcast spray at a rate of 15-30 fl oz./acre per application in Eucalyptus fields. A maximum of 4 applications may be made per year.

Weeds Controlled

Para grass (*Panicum muticum*)

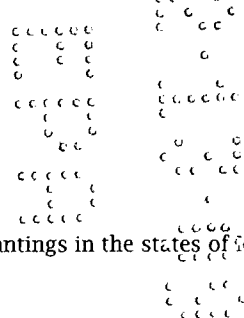
Crab Grass (*Digitaria spp.*)

Weeds Partially Controlled

Torpedo grass (*Panicum repens*)

For Establishment Of Hybrid Poplar Plantings

Se-CURE EC is registered for the control of grasses to aid in the establishment of hybrid poplar plantings in the states of Maine and Minnesota.



Se-CURE EC may be applied over hybrid poplar following planting. Apply at the rate of 5-10 fl oz./acre. Refer to the table for the appropriate size or growth stage of the grasses to be controlled. Follow recommendations regarding the use of surfactants, spray additives and tank mix partners.

For Use in Pineapple

Se-CURE EC is registered for control of annual and perennial grasses in pineapple in Hawaii and Puerto Rico. Apply at specified rates and timing, Se-CURE EC will control emerged grasses. Subsequent flushes of grasses require additional treatment.

How To Use

Use a sprayer properly calibrated to a constant speed and rate of delivery. Mix the proper amount of Se-CURE EC in water.

- Foliar applications: Apply Se-CURE EC at 15-30 fl oz./acre per applications. A maximum of 4 applications may be made per harvest.
- Directed spot treatments for perennial grasses: Spray perennial grasses postemergence to wet (50-100 gallons per acre depending on size) with 15-30 fl oz./100 gallons of water as a spot treatment. A maximum of 4 applications may be made per harvest.

Weeds Controlled

- Sour Grass (*Tricachne insularis*)
- Crabgrass (*Digitaria* spp.)
- Natal Red Top (*Agrostis alba*)

Weeds Partially Controlled

- Guineagrass (*Panicum maximum*)
- Wiregrass (*Eleusine Indica*)
- Molasses Grass (*Melinis Minutiflora*)

For Use In Grass Control in Non-Food/Non-Feed Se-CURE EC Tolerant Perennial Ryegrass Crops Grown Only For Seed Production

Se-CURE EC is registered for control of annual and perennial grasses in non-food/non-feed Se-CURE EC tolerant perennial ryegrass crops grown specifically for seed production in the state of Minnesota. See "Restrictions" portion of this label before using. Se-CURE EC will control emerged grasses when applied at specified rates and timings. Subsequent flushes of grasses require additional treatment.

How To Use

Apply Se-CURE EC at 10 fl oz./acre prior to the boot stage in the spring of the second year of Se-CURE EC tolerant perennial ryegrass growth. Application at this stage is for vegetative suppression of quackgrass growth and preventing quackgrass seed contamination during ryegrass harvest.

- Application of Se-CURE EC at 10 fl oz./acre may be made in the first season of Se-CURE EC tolerant perennial growth for control of heavier quackgrass infestations. Such applications can be made anytime from planting until the end of August.
- Fall application of Se-CURE EC should be avoided on Se-CURE EC tolerant perennial ryegrass because seed production may be reduced.

TANK MIXES

Refer to the labels of all tank mix products for information regarding use information (such as rates, timing, application information, and sprayer cleanup) and product precautions and restrictions (especially adjuvants - Se-CURE EC requires the use of an adjuvant). The most restrictive provisions apply. If those instructions conflict with this label, do not tank mix the herbicide with Se-CURE EC.

Sharda USA LLC also recommends that you consult your state experiment station, university, or extension agent, or agricultural dealer as to the potential for any adverse interactions (resulting in unacceptable grass control and/or crop injury) before using new herbicide, insecticide and fungicide mixtures. If no information is available, limit initial use of Se-CURE EC and the new herbicide, insecticide or fungicide product to a small area.

Always conduct a jar test to evaluate physical compatibility before applying a particular mixture to crops for the first time.

Application With Insecticides and Fungicides

Se-CURE EC may be tank mixed with postemergence insecticides, fungicides or bactericides registered for use in the specific crop.

Application With Broadleaf Herbicides

For best results, apply Se-CURE EC alone or in sequence with a broadleaf herbicide. Tank mixtures of Se-CURE EC with chlorimuron-ethyl or with cloransulam-methyl containing herbicides may fail to control certain grass species normally controlled by Se-CURE EC when applied alone. Under arid or stressful environmental conditions, tank mixtures with other broadleaf herbicides may show a small reduction in control of some grass species. Activity of the postemergence broadleaf herbicide in the tank mixture is not affected.

Split Applications with Postemergence Broadleaf Herbicides

Applying Se-CURE EC immediately prior to or following an application of a postemergence broadleaf herbicide may reduce control of some grasses. For best results, follow these recommendations when making split applications:

- Apply postemergence broadleaf herbicides at least 24 hours after applying Se-CURE EC.
- Apply Se-CURE EC when grass begins to develop new leaves (generally 7 days after the postemergence broadleaf herbicide application) in fields treated with a postemergence broadleaf herbicide.

Dry Beans, Dry and Succulent Peas in Idaho, Montana, Oregon and Washington

Se-CURE EC can be tank mixed with "Basagran" herbicide for selective post emergence weed control of annual and perennial grasses and broadleaf weeds in dry beans, dry peas and succulent peas.

When tank mixing Se-CURE EC with "Basagran," annual grass antagonism can be minimized by increasing the specified use rate of Se-CURE EC by 2 ounces per acre. Refer to the "Seasonal Use Rates and Harvest Intervals" section of this label for seasonal maximum use rates.

Se-CURE EC herbicide requires the use of a spray adjuvant (surfactant, crop oils, etc.). Refer to the "Basagran" label for application information and restrictions regarding rates, weeds controlled, crop size, use of adjuvants (adjuvant type, temperature and geography), rotational crop intervals, sprayer cleanup, use precautions and other information. The most restrictive provisions on either label will apply. Do not use the tank mix if any restrictions on the "Basagran" label conflict with instructions on the Se-CURE EC label. Do not tank mix Se-CURE EC and adjuvants with "Basagran" when temperatures exceed 80° F, as excessive leaf burn may occur.

Soybeans: Tank Mixes with Postemergence Broadleaf Herbicides

Se-CURE EC can be tank mixed with postemergence soybean broadleaf herbicides, such as CLASSIC® and SYNCHRONY® XP herbicide, "Flexstar," or "Basagran" for use on soybeans to control broadleaf weeds and selected grasses.

Include ammonium nitrogen fertilizer if specified on the tankmix partner label. Include either a crop oil concentrate or a nonionic surfactant as specified in the following table:

Se-CURE EC Tank Mix Partner	Ground		Aerial	
	COC	or NIS	COC	or NIS
CLASSIC	8	2	4	2
HARMONY® GT	--*	1-2†	--*	1-2†
SYNCHRONY® XP	--*	1-2†	--*	1-2†
"Basagran"	8	--	4	--
"Flexstar"	8	--	4	--

* Do not use "Dash" or crop oil concentrate when tank mixing Quizalofop EC with HARMONY® GT, CLASSIC® + HARMONY® GT or SYNCHRONY® XP.

† Using the higher rate of nonionic surfactant, particularly under hot, humid conditions, may increase temporary crop injury.

SPOT/SMALL AREA SPRAY INSTRUCTIONS

To spot treat small areas of annuals (i.e., volunteer corn) or perennials (i.e., rhizome johnsongrass), use a 0.375% v/v solution of Se-CURE EC and water.

SPRAY VOLUMES FOR SMALL AREAS

Spray Volume (gallon)	Se-CURE EC (fl. oz. of product)	+	Crop Oil Concentrate (fluid ounces)	OR	Nonionic Surfactant (fluid ounces)
1	0.5 (1 Tbsp.)		1.25 (2.5 Tbsp.)		0.3 (2 tsp.)
25	12 (3/4 pint)		32 (1 quart)		8 (1 cup)
50	24 (1.5 pint)		64 (2 quart)		16 (1 pint)
100	48 (3 pint)		128 (1 gallon)		32 (1 quart)

Do not spot treat grasses using a tank mix of Quizalofop EC and broadleaf herbicides.

- Include a nonphytotoxic crop oil concentrate at 1 gallon per 100 gallons of spray solution (1% v/v) or a nonionic surfactant at 1 qt. per 100 gallons of spray solution (0.25% v/v).
- Treat plants on a spray-to-wet basis to ensure good coverage.
- Do not treat >10% of the total treated area as spot/small area treatment. Do not exceed the maximum rate/acre/season for the crop that is going to be planted when additional applications are made as spot treatment or small area treatment.

CULTIVATION

A timely cultivation may be necessary to control suppressed weeds, weeds that were beyond the maximum size at application, or weeds that emerge after an application of Se-CURE EC.

Cultivation up to 7 days before the postemergence application of Se-CURE EC may decrease weed control by pruning weed roots, placing the weeds under stress, or covering the weeds with soil and preventing coverage by Se-CURE EC.

To allow Se-CURE EC to fully control weeds, cultivation is not recommended within 7 days before or after application. Optimum timing for cultivation is 7-14 days after a postemergence application of Se-CURE EC.

CROP ROTATION

Do not rotate crops other than Canola, Cotton, Crambe, Dry Beans (including Chickpea), Flax, Lentils, Mint (Spearmint and Peppermint), Peas (Dry and Succulent Peas), Snap Beans, Soybeans, Sunflowers or Sugarbeets within 120 days after application.

GRAZING

Do not graze livestock in treated areas. In addition, do not feed forage, hay, or straw from treated areas to livestock.

APPLICATION EQUIPMENT

See SPRAY DRIFT MANAGEMENT section for additional information and precautions.

Ground Application

Broadcast Application

- Use flat fan or hollow cone nozzles at 25-60 psi.
- Do not use flood, rain drop, whirl chamber, or any other nozzle types that produce coarse, large spray droplets. In addition, do not use controlled droplet applicator (CDA) type nozzles as poor weed control or excessive spray drift may result.
- Use a minimum of 10 gallons of water per acre in non-arid areas.
- Use a minimum of 15 gallons of water per acre in arid areas.
- Do not exceed 40 gallons of water per acre.
- Increase spray volume and pressure as weed or crop density and size increase.

Band Application

- Because band application equipment sprays a narrower area than broadcast application equipment, calibrate equipment to use proportionately less spray solution.
- To avoid crop injury, carefully calibrate the band applicator not to exceed the label rate.
- Carefully follow the manufacturer's instructions for nozzle type, nozzle orientation, distance of the nozzles from the crop and weeds, spray volumes, calibration, and spray pressure.

Aerial Application

- Use nozzle types and arrangements that provide optimum spray distribution and maximum coverage.
- Use a minimum of three gallons of water per acre in non-arid areas.
- Use a minimum of five gallons of water per acre in arid areas.

MIXING INSTRUCTIONS

1. Fill the tank 1/4 to 1/3 full of water.
2. While agitating, add the required amount of Se-CURE EC. If Se-CURE EC and a tank mix partner are to be applied together, consult the tank mix partner label for information on which should be added first (normally granules and powders are added first).
3. Continue agitation until the Se-CURE EC is fully dispersed, at least five minutes.
4. Once Se-CURE EC is fully dispersed, maintain agitation and continue filling tank with water.
5. As the tank is filling, add the required volume of spray additives. Always add these to the spray tank last.
6. Apply Se-CURE EC spray mixture within a reasonable period of time of mixing to avoid product degradation (24-48 hours). If the spray mixture stands for any period of time, thoroughly re-agitate before using.

SPRAYER CLEANUP

The spray equipment must be cleaned before Se-CURE EC is sprayed. Follow the cleanup procedures specified on the labels of the previously applied products. If no directions are provided, follow the six steps outlined in After Spraying Se-CURE EC. It is very important that any buildup of dried pesticide deposits which have accumulated in the application equipment be removed prior to spraying Se-CURE EC. Steam-cleaning spray tanks to facilitate the removal of any caked deposits of previously applied products will help prevent accidental crop injury.

At the End of the Day

It is recommended that during periods when multiple loads of Se-CURE EC are applied, at the end of each day of spraying the interior of the tank be rinsed with fresh water and then partially filled, and the boom and hoses flushed. This will prevent the buildup of dried pesticide deposits which can accumulate in the application equipment.

After Spraying Se-CURE EC and Before Spraying Crops Other Than Those Listed in the Crop Rotation Section

To avoid subsequent injury to desirable crops, thoroughly clean all mixing and spray equipment immediately following applications of Se-CURE EC as follows:

1. Drain tank; thoroughly rinse spray tanks, boom, and hoses with clean water. Loosen and physically remove any visible deposits.
2. Fill the tank with clean water and 1 gallon of household ammonia* (contains 3% active) for every 100 gallons of water. Flush the hoses, boom, and nozzles with the cleaning solution. Then add more water to completely fill the tank. Circulate the cleaning solution through the tank and hoses for at least 15 minutes. Flush the hoses, boom, and nozzles again with the cleaning solution, and then drain the tank.
3. Remove the nozzles and screens and clean separately in a bucket containing cleaning agent and water.
4. Repeat step 2.
5. If only ammonia is used as a cleaner, the rinsate solution may be applied back to the crop(s) recommended on this label. Do not exceed the maximum labeled use rate. If other cleaners are used, consult the cleaner label for rinsate disposal instructions. If no instructions are given, dispose of the rinsate on site or at an approved waste disposal facility.

* Equivalent amounts of an alternate-strength ammonia solution can be used in the cleanout procedure. Carefully read and follow the individual cleaner instructions. Consult your ag dealer or applicator for a listing of approved cleaners.

Notes:

1. CAUTION: Do not use chlorine bleach with ammonia as dangerous gases will form. Do not clean equipment in an enclosed area.
2. Steam-cleaning spray tanks is recommended prior to performing the above cleanout procedure to facilitate the removal of any caked deposits.
3. When Se-CURE EC is tank mixed with other pesticides, all cleanout procedures should be examined and the most rigorous procedure should be followed.
4. In addition to this cleanout procedure, all precleanout guidelines on subsequently applied products should be followed as per the individual labels.
5. Where routine spraying practices include shared equipment frequently being switched between applications of Se-CURE EC and applications of other pesticides to Se-CURE EC-sensitive crops during the same spray season, it is recommended that a sprayer be dedicated to Se-CURE EC in order to further reduce the chance of crop injury.

SPRAY DRIFT MANAGEMENT

The interaction of many equipment and weather-related factors determines the potential for spray drift. The applicator is responsible for considering all these factors when making application decisions.

AVOIDING SPRAY DRIFT IS THE RESPONSIBILITY OF THE APPLICATOR.

Importance of Droplet Size

The most effective way to reduce drift potential is to apply large droplets (>150-200 microns). The best drift management strategy is to apply the largest droplets that provide sufficient coverage and control. The presence of sensitive species nearby, the environmental conditions, and pest pressure may affect how an applicator balances drift control and coverage. APPLYING LARGER DROPLETS REDUCES DRIFT POTENTIAL, BUT WILL NOT PREVENT DRIFT IF APPLICATIONS ARE MADE IMPROPERLY OR UNDER UNFAVORABLE CONDITIONS! See "Wind, Temperature, and Humidity" and "Temperature Inversions" sections of this label.

Controlling Droplet Size - General Techniques

Volume - Use high flow rate nozzles to apply the highest practical spray volume. Nozzles with higher rated flows product larger droplets.

Pressure -Use the lower spray pressures recommended for the nozzle. Higher pressure reduces droplet size and does not improve canopy penetration. WHEN HIGHER FLOW RATES ARE NEEDED, USE A HIGHER CAPACITY NOZZLE INSTEAD OF INCREASING PRESSURE.

Nozzle Type -Use a nozzle type that is designed for the intended application. With most nozzle types, narrower spray angles produce larger droplets. Consider using low-drift nozzles.

Controlling Droplet Size - Aircraft

Number of Nozzles - Use the minimum number of nozzles with the highest flow rate that provide uniform coverage.

Nozzle Orientation - Orienting nozzles so that the spray is emitted backwards, parallel to the airstream, will produce larger droplets than other orientations.

Nozzle Type - Solid stream nozzles (such as disc and core with swirl plate removed) oriented straight back produce larger droplets than other nozzle types.

Boom Length - The boom length should not exceed 3/4 of the wing or rotor length - longer booms increase drift potential.

Application Height - Application more than 10 feet above the canopy increases the potential for spray drift.

Boom Height

Setting the boom at the lowest labeled height (if specified) which provides uniform coverage reduces the exposure of droplets to evaporation and wind. For ground equipment, the boom should remain level with the crop and have minimal bounce.

Wind

Drift potential increases at wind speeds of less than 3 mph (due to inversion potential) or more than 10 mph. However, many factors, including droplet size and equipment type, determine drift potential at any given wind speed. AVOID GUSTY OR WINDLESS CONDITIONS.

Note: Local terrain can influence wind patterns. Every applicator should be familiar with local wind patterns and how they affect spray drift.

Temperature and Humidity

When making applications in hot and dry conditions, set up equipment to produce larger droplets to reduce effects of evaporation.

Temperature Inversions

Drift potential is high during a temperature inversion. Temperature inversions restrict vertical air mixing, which causes small suspended droplets to remain close to the ground and move laterally in a concentrated cloud. Temperature inversions are characterized by increasing temperature with altitude and are common on nights with limited cloud cover and light to no wind. They begin to form as the sun sets and often continue into the morning. Their presence can be indicated by ground fog; however, if fog is not present, inversions can also be identified by the movement of smoke from a ground source or an aircraft smoke generator. Smoke that layers and moves laterally in a concentrated cloud (under low wind conditions) indicates an inversion, while smoke that moves upward and rapidly dissipates indicates good vertical air mixing.

Shielded Sprayers

Shielding the boom or individual nozzles can reduce the effects of wind. However, it is the responsibility of the applicator to verify that the shields are preventing drift and not interfering with uniform deposition of the product.

Air Assisted (Air Blast) Field Crop Sprayers

Air Assisted field crop sprayers carry droplets to the target via a downward directed air stream. Some may reduce the potential for drift, but if a sprayer is unsuitable for the application and/or set up improperly, high drift potential can result. It is the responsibility of the applicator to determine that a sprayer is suitable for the intended application, is configured properly, and that drift is not occurring.

Note: Air assisted field sprayers can affect product performance by affecting spray coverage and canopy penetration. Consult the application equipment section of this label to determine if use of an air assisted sprayer is recommended.

RESISTANCE

When herbicides that affect the same biological site of action are used repeatedly over several years to control the same weed species in the same field, naturally-occurring resistant biotypes may survive a correctly applied herbicide treatment, propagate, and become dominant in that field. Adequate control of these resistant weed biotypes cannot be expected. If weed control is unsatisfactory, it may be necessary to retreat the problem area using a product affecting a different site of action.

To better manage herbicide resistance through delaying the proliferation and possible dominance of herbicide resistant biotypes, it may be necessary to change cultural practices within and between crop seasons such as using a combination of tillage, retreatment, tank-mix partners and/or sequential herbicide applications that have a different site of action. Weed escapes that are allowed to go to seed will promote the spread of resistant biotypes.

It is advisable to keep accurate records of pesticides applied to individual fields to help obtain information on the spread and dispersal of resistant biotypes. Consult your agricultural dealer and/or appropriate state agricultural extension service representative for specific alternative cultural practices or herbicide recommendations available in your area.

INTEGRATED PEST MANAGEMENT

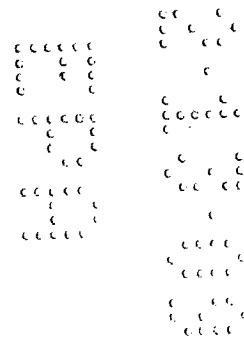
This product may be used as part of an Integrated Pest Management (IPM) program that can include biological, cultural, and genetic practices aimed at preventing economic pest damage. IPM principles and practices include field scouting or other detection methods, correct target pest identification, population monitoring, and treating when target pest populations reach locally determined action thresholds. Consult your state cooperative extension service, professional consultants or other qualified authorities to determine appropriate action treatment threshold levels for treating specific pest/crop systems in your area.

IMPORTANT PRECAUTIONS

Injury to or loss of desirable trees, vegetation, or adjacent sensitive crops may result from failure to observe the following:

- Do not use on lawns, walks, driveways, tennis courts, or similar areas.
- Prevent drift of spray to desirable plants.
- Take all necessary precautions to avoid all direct or indirect contact (such as spray drift) with non-target plants or areas. Most grass crops, including wheat, barley, rye, oats, sorghum, rice, and corn are highly sensitive to Se-CURE EC.
- Carefully observe all sprayer cleanup instructions both prior to and after using this product, as spray tank residue may damage crops other than those included in the crop rotation section.
- Do not contaminate any body of water.
- Do not apply this product through any type of irrigation system.

Sharda USA LLC will not be responsible for losses or damages resulting from the use of this product in any manner not specifically recommended by this label.



14/15

SEASONAL USE LIMITS AND HARVEST INTERVALS

Crop ¹	PHI ² (days)	Maximum Use Rate (fl. oz./acre/season)	Maximum applications per acre per season	Remarks
Beans - Dry including Chickpeas	30	24		
Canola and Crambe	60	18		
Cotton	80	18		
Crops Grown for Seed		25	2	<p>Do not apply within 14 days of anticipated bloom.</p> <p>All seed crops treated with Se-CURE EC are to be tagged at the processing facility, "Not For Human Or Animal Consumption." It shall be the growers' responsibility to notify the processing facility of any seed crop that has been treated with Se-CURE EC</p> <p>After using Se-CURE EC, do not divert any portion of crop (seed, sprouts, screenings, forage, hay, etc.) to use for human or animal consumption.</p> <p>Grazing of treated crop area is prohibited.</p> <p>Most grass crops, including wheat, barley, rye, oats, sorghum, rice and corn are highly sensitive to Se-CURE EC, and all direct or indirect contact (such as spray drift) should be avoided.</p>
Eucalyptus		60*		*60 fl. oz/acre/YEAR
Flax	70	24		
Lentils	60	14		
Mint (Spearmint and Peppermint)	30	24	2	
Peas Dry	60	14		
Peas Succulent	30	14		
Perennial Ryegrass Grown for Seed		20	2	<p>Do not apply Se-CURE EC after boot stage of growth of Se-CURE EC-tolerant ryegrass.</p> <p>After using Se-CURE EC, do not divert any portion of crop (seed, sprouts, screenings, forage, hay, etc.) to use for human or animal consumption.</p> <p>Most grass crops, including wheat, barley, rye, oats, sorghum, rice and corn are highly sensitive to Se-CURE EC, and all direct or indirect contact (such as spray drift) should be avoided.</p>
Pineapple	160	60		Do not graze treated fields or harvest for forage or hay.
Snap Beans	15	14		
Soybeans	80	18		Do not apply to soybeans after pod set.
Sugarbeets	45	25	4	Do not feed beet tops within 60 days of last application.
Sunflowers	60	18		

¹ For all crops:
 - Do not reapply Se-CURE EC within 7 days of application. Allow for regrowth before reapplication.
 - Do not apply Se-CURE EC through any type of irrigation system.

² PHI - Pre-Harvest Interval. Do not apply within pre-harvest interval period.

15/15

PESTICIDE STORAGE AND DISPOSAL

Pesticide Storage: Store product in original container only. Do not contaminate water, other pesticides, fertilizer, food or feed in storage. Store in a cool, dry place.

Product Disposal: Do not contaminate water, food, or feed by disposal. Waste resulting from the use of this product may be disposed of on site or at an approved waste disposal facility.

CONTAINER DISPOSAL

Nonrefillable container.

Do not reuse or refill this container.

For Plastic Containers: Triple rinse (or equivalent), then offer for recycling or reconditioning, or puncture and dispose of in a sanitary landfill, or incineration, or, if allowed by State and local authorities, by burning. If burned, stay out of smoke.

For Fiber Sacks: Completely empty fiber sack by shaking and tapping sides and bottom to loosen clinging particles. Empty residue into manufacturing or application equipment. Then dispose of sack in a sanitary landfill or by incineration if allowed by State and local authorities.

For Fiber Drums With Liners: Completely empty liner by shaking and tapping sides and bottom to loosen clinging particles. Empty residue into application equipment. Then dispose of liner in a sanitary landfill or by incineration if allowed by State and local authorities. If drum is contaminated and cannot be reused, dispose of in the same manner.

For Bags Containing Water Soluble Packets: Do not reuse the outer box or the resealable plastic bag. When all water-soluble packets are used, the outer packaging should be clean and may be disposed of in a sanitary landfill or by incineration, or if allowed by State and local authorities, by open burning. If burned, stay out of smoke. If the resealable plastic bag contacts the formulated product in any way, the bag must be triple-rinsed with clean water. Add the rinsate to the spray tank and dispose of the outer wrap as described above.

For Metal Containers (non-aerosol): Triple rinse (or equivalent) the container. Then offer for recycling or reconditioning, or puncture and dispose of in a sanitary landfill, or by other procedures approved by State and local authorities.

For Paper and Plastic Bags: Completely empty bag into application equipment. Then dispose of empty bag in a sanitary landfill or by incineration, or, if allowed by State and local authorities, by burning. **If burned, stay out of smoke.**

NOTIFICATION

MAR 11 2009

Manufactured for:
Sharda USA LLC
7460 Lancaster Pike
Suite 9
Hockessin, DE 19707

LIMITATION OF WARRANTY AND LIABILITY

NOTICE: Read this Limitation of Warranty and Liability Before Buying or Using This Product. If the Terms Are Not Acceptable, Return the Product at once, Unopened, and the Purchase Price Will Be Refunded.

It is impossible to eliminate all risks associated with the use of this product. Such risks arise from weather conditions, soil factors, off target movement, unconventional farming techniques, presence of other materials, the manner of use or application, or other unknown factors, all of which are beyond the control of Sharda USA LLC. These risks can cause: ineffectiveness of the product, crop injury, or injury to non-target crops or plants. **WHEN YOU BUY OR USE THIS PRODUCT, YOU AGREE TO ACCEPT THESE RISKS.**

Sharda USA LLC warrants that this product conforms to the chemical description on the label thereof and is reasonably fit for the purpose stated in the Directions for Use, subject to the inherent risks described above, when used in accordance with the Directions for use under normal conditions.

TO THE EXTENT CONSISTENT WITH APPLICABLE LAW, SHARDA USA LLC MAKES NO OTHER EXPRESS OR IMPLIED WARRANTY OF FITNESS OR OF MERCHANTABILITY OR ANY OTHER EXPRESS OR IMPLIED WARRANTY. TO THE EXTENT CONSISTENT WITH APPLICABLE LAW, IN NO EVENT SHALL SHARDA USA LLC OR SELLER BE LIABLE FOR ANY INCIDENTAL, CONSEQUENTIAL OR SPECIAL DAMAGES RESULTING FROM THE USE OR HANDLING OF THIS PRODUCT. BUYER'S OR USER'S BARGAINED-FOR EXPECTATION IS CROP PROTECTION. TO THE EXTENT CONSISTENT WITH APPLICABLE LAW, THE EXCLUSIVE REMEDY OF THE USER OR BUYER AND THE EXCLUSIVE LIABILITY OF SHARDA USA LLC OR SELLER, FOR ANY AND ALL CLAIMS, LOSSES, INJURIES OR DAMAGES (INCLUDING CLAIMS BASED ON BREACH OF WARRANTY OR CONTRACT, NEGLIGENCE, TORT OR STRICT LIABILITY), WHETHER FROM FAILURE TO PERFORM OR INJURY TO CROPS OR OTHER PLANTS, AND RESULTING FROM THE USE OR HANDLING OF THIS PRODUCT, SHALL BE THE RETURN OF THE PURCHASE PRICE OF THE PRODUCT, OR AT THE ELECTION OF SHARDA USA LLC OR SELLER, THE REPLACEMENT OF THE PRODUCT.

To the extent consistent with applicable law that allows such requirement, Sharda USA LLC must have prompt notice of any claim so that an immediate inspection of buyer's or user's growing crops can be made. Buyer and all users shall promptly notify Sharda USA LLC of any claims, whether based on contract, negligence, strict liability, other tort or otherwise, or be barred from any remedy.

This Limitation of Warranty and Liability may not be amended by any oral or written agreement.

Notice to Buyer: Purchase of this material does not confer any rights under patents of countries outside of the United States.

CLASSIC®, HARMONY® and SYNCHRONY® are registered trademarks of E. I. duPont de Nemours and Company.

"Basagran" and "Dash" are registered trademarks of BASF Corp.

"Flexstar" is a registered trademark of Syngenta.