

UNITED STATES ENVIRONMENTAL PROTECTION AGENCY
WASHINGTON, DC 20460



OFFICE OF CHEMICAL SAFETY
AND POLLUTION PREVENTION

September 25, 2014

Cheryl Wagner
Sharda USA LLC
c/o Wagner Regulatory Associates, Inc.
P.O. Box 640
Hockessin, DE 19707

Subject: Label Amendment – Revise containerized citrus section rates
Product Name: Sharda Imidacloprid 2SC
EPA Registration Number: 83529-4
Application Date: September 19, 2014
Decision Number: 495650

Dear Ms. Wagner:

The amended label referred to above, submitted in connection with registration under the Federal Insecticide, Fungicide and Rodenticide Act, as amended, is acceptable.

A stamped copy of your labeling is enclosed for your records. This labeling supersedes all previously accepted labeling. You must submit one copy of the final printed labeling before you release the product for shipment with the new labeling. In accordance with 40 CFR 152.130(c), you may distribute or sell this product under the previously approved labeling for 18 months from the date of this letter. After 18 months, you may only distribute or sell this product if it bears this new revised labeling or subsequently approved labeling. "To distribute or sell" is defined under FIFRA section 2(gg) and its implementing regulation at 40 CFR 152.3.

Your release for shipment of the product constitutes acceptance of these conditions. If these conditions are not complied with, the registration will be subject to cancellation in accordance with FIFRA section 6(e). If you have any questions, you may contact Jennifer Urbanski at 703-347-0156 or via email at urbanski.jennifer@epa.gov.

Sincerely,

A handwritten signature in black ink that reads "Venus Eagle".

Venus Eagle, Product Manager 01
Insecticide-Rodenticide Branch
Registration Division
Office of Pesticide Programs

Enclosure

Sharda Imidacloprid 2 SC [ABN: Midash 2SC Ag Insecticide]

For uses in pest management and suppression of insects that may vector diseases, and maintenance of plant health.

ACTIVE INGREDIENT:

Imidacloprid, 1-[(6-Chloro-3-pyridinyl)methyl]N-nitro-2-imidazolidinimine..... 21.4%

OTHER INGREDIENTS:..... 78.6%

TOTAL:..... **100.0%**

Contains 2 pounds of imidacloprid per gallon.

**Shake well before using
READ AND FOLLOW DIRECTIONS PRIOR TO USE**

**KEEP OUT OF REACH OF CHILDREN
CAUTION**

FIRST AID

If Swallowed:	<ul style="list-style-type: none"> • Call a poison control center or doctor immediately for treatment advice. • Have person sip a glass of water if able to swallow. • Do not induce vomiting unless told to do so by a poison control center or doctor. • Do not give anything by mouth to an unconscious person.
If in eyes:	<ul style="list-style-type: none"> • Hold eye open and rinse slowly and gently with water for 15 to 20 minutes. • Remove contact lenses, if present, after the first 5 minutes, then continue rinsing eye. • Call a poison control center or doctor for treatment advice.
If on skin or clothing:	<ul style="list-style-type: none"> • Take off contaminated clothing. • Rinse skin immediately with plenty of water for 15 to 20 minutes. • Call a poison control center or doctor for treatment advice.
If inhaled:	<ul style="list-style-type: none"> • Move the person to fresh air. • If person is not breathing, call 911 or an ambulance, then give artificial respiration, preferably mouth-to-mouth if possible. • Call a poison control center or doctor for further treatment advice.

NOTE TO PHYSICIAN: No specific antidote is available. Treat the patient symptomatically.

Have a product container or label with you when calling a poison control center or doctor, or going for treatment. For emergency information, call the National Pesticides Information Center (NPIC) at **1-800-858-7378**, Mon. – Fri. 7:30 am to 3:30 pm Pacific Time or your poison control center at **1-800-222-1222**.

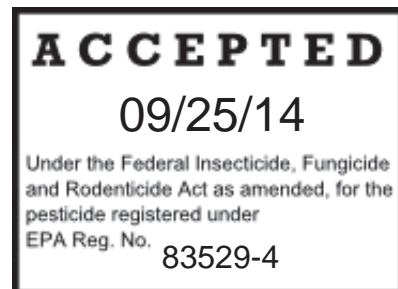
See inside booklet for additional PRECAUTIONARY STATEMENTS.

EPA Reg. No. 83529-4

EPA Est. No.

Manufactured for:

Sharda USA LLC
PO Box 640
Hockessin, DE 19707



PRECAUTIONARY STATEMENTS
HAZARDS TO HUMANS AND DOMESTIC ANIMALS
CAUTION

Harmful if swallowed. Harmful if absorbed through skin. Harmful if inhaled. Causes moderate eye irritation. Avoid contact with eyes, skin, or clothing. Avoid breathing vapor or mist. Prolonged or frequently repeated skin contact may cause allergic reactions in some individuals.

Personal Protective Equipment (PPE):

Applicators and other handlers must wear:

- Long-sleeved shirt and long pants
- Chemical-resistant gloves made of any waterproof material such as, barrier laminate, butyl rubber, nitrile rubber, neoprene rubber, natural rubber, polyethylene, polyvinyl chloride (PVC) or viton.
- Shoes plus socks

Follow manufacturer's instructions for cleaning/maintaining personal protective equipment, PPE.

User Safety Requirements

If no such instructions for washables exist, use detergent and hot water. Keep and wash PPE separately from other laundry. Discard clothing and other absorbent materials that have been drenched or heavily contaminated with this product's concentrate. Do not reuse them.

ENGINEERING CONTROLS STATEMENTS

When handlers use closed systems, enclosed cabs, or aircraft in a manner that meets the requirements listed in the Worker Protection Standard (WPS) for agricultural pesticides [40 CFR 170.240(d)(4-6)], the handler PPE requirements may be reduced or modified as specified in the WPS.

USER SAFETY RECOMMENDATIONS

User should:

- Wash hands before eating, drinking, chewing gum, using tobacco or using the toilet.
- Remove clothing/PPE immediately if pesticide gets inside. Then wash thoroughly and put on clean clothing.
- Remove PPE immediately after handling this product. Wash the outside of gloves before removing. As soon as possible, wash thoroughly and change into clean clothing.

ENVIRONMENTAL HAZARDS

Do not apply directly to water, areas where surface water is present or to intertidal areas below the mean high water mark. Do not contaminate water when disposing of equipment washwaters.

This product is highly toxic to bees exposed to direct treatment or residues on blooming crops or weeds. Do not apply this product or allow it to drift to blooming crops or weeds if bees are foraging the treatment area. This product is toxic to wildlife and highly toxic to aquatic invertebrates.

This chemical demonstrates the properties and characteristics associated with chemicals detected in ground water. The use of this chemical in areas where soils are permeable, particularly where the water table is shallow, may result in groundwater contamination.

OBEY THE FOLLOWING PRECAUTIONS WHEN MIXING AND APPLYING IN THE VICINITY OF AQUATIC AREAS SUCH AS LAKES, RESERVOIRS, RIVERS, PERMANENT STREAMS, MARSHES OR NATURAL PONDS, ESTUARIES AND COMMERCIAL FISH FARM PONDS.

PROTECTION OF POLLINATORS



APPLICATION RESTRICTIONS EXIST FOR THIS

PRODUCT BECAUSE OF RISK TO BEES AND OTHER INSECT POLLINATORS. FOLLOW APPLICATION RESTRICTIONS FOUND IN THE DIRECTIONS FOR USE TO PROTECT POLLINATORS.



Look for the bee hazard icon in the Directions for Use for each application site for specific use restrictions and instructions to protect bees and other insect pollinators.

This product can kill bees and other insect pollinators.

Bees and other insect pollinators will forage on plants when they flower, shed pollen, or produce nectar.

Bees and other insect pollinators can be exposed to this pesticide from:

- Direct contact during foliar applications, or contact with residues on plant surfaces after foliar applications
- Ingestion of residues in nectar and pollen when the pesticide is applied as a seed treatment, soil, tree injection, as well as foliar applications.

When Using This Product Take Steps To:

- Minimize exposure of this product to bees and other insect pollinators when they are foraging on pollinator attractive plants around the application site.
- Minimize drift of this product on to beehives or to off-site pollinator attractive habitat. Drift of this product onto beehives or off-site to pollinator attractive habitat can result in bee kills.

Information on protecting bees and other insect pollinators may be found at the Pesticide Environmental Stewardship website at:

<http://pesticidestewardship.org/PollinatorProtection/Pages/default.aspx>.

Pesticide incidents (for example, bee kills) should immediately be reported to the state/tribal lead agency. For contact information for your state, go to: www.aapco.org/officials.html. Pesticide incidents should also be reported to the National Pesticide Information Center at: www.npic.orst.edu or directly to EPA at:

beekill@epa.gov

SPRAY DRIFT MANAGEMENT

The interaction of many equipment- and weather-related factors determines the potential for spray drift. The applicator is responsible for considering all of these factors when making application decisions.

Avoiding spray drift is the responsibility of the applicator.

Importance of Droplet Size

An important factor influencing drift is droplet size. Small droplets (<150-200 microns) drift to a greater extent than large droplets. Within typical equipment specifications, applications should be made to deliver the largest droplet spectrum that provides sufficient control and coverage. Formation of very small droplets may be minimized by appropriate nozzle selection.

Wind Speed Restrictions

Drift potential increases at wind speeds of less than 3 mph (due to inversion potential) or more than 10 mph. However, many factors, including droplet size, canopy and equipment specifications determine drift potential at any given wind speed. Do not apply when winds are greater than 15 mph and avoid gusty and windless conditions. Risk of exposure to sensitive aquatic areas can be reduced by avoiding applications when wind direction is toward the aquatic area.

Restrictions During Temperature Inversions:

Do not make ground applications during temperature inversions. Drift potential is high during temperature inversions. Temperature inversions restrict vertical air mixing, which causes small suspended droplets to remain close to the ground and move laterally in a concentrated cloud. Temperature inversions are characterized by increasing temperature with altitude and are common on nights with limited cloud cover and light to no wind. They begin to form as the sun sets and often continue into the morning. Their presence can be indicated by ground fog; however, if fog is not present, inversions can also be identified by the movement of smoke from a ground source. Smoke that layers and moves laterally in a concentrated cloud (under low wind conditions) indicates an inversion, while smoke that moves upward and rapidly dissipates indicates good vertical mixing.

Mixing and Loading Requirements

To avoid potential contamination of groundwater, the use of a properly designed and maintained containment pad for mixing and loading of any pesticide into application equipment is recommended. If containment pad is not used, maintain a minimum distance of 25 feet between mixing and loading area and potential surface to groundwater conduits such as field sumps, uncased well heads, sinkholes or field drains.

Aerial Applications

The spray boom should be mounted on the aircraft so as to minimize drift caused by wing tip vortices. The minimum practical boom length should be used, and must not exceed 75% of the wing span or rotor diameter.

Airblast (Air Assist) Specific Instructions for Tree Crops and Vineyards

Airblast sprayers carry droplets into the canopy of trees/vines via a radially, or laterally directed air stream.

Follow these spray drift management practices:

- Adjust deflectors and aiming devices so that spray is only directed into the canopy;
- Block off upward-pointed nozzles when there is no overhanging canopy;
- Use only enough air volume to penetrate the canopy and provide good coverage;
- DO NOT allow the spray to go beyond the edge of the cultivated area (i.e., turn off sprayer when turning at end rows);
- Only spray inward, toward the orchard or vineyard, for applications to the outside rows.

No-Spray Zone Requirements for Soil Applications

Do not apply within 25 feet of lakes, reservoirs, rivers, permanent streams, marshes or natural ponds, estuaries and commercial fish farm ponds.

Runoff Management

Do not cultivate within 10 feet of the aquatic areas to allow growth of a vegetative filter strip. When using Midash 2SC Ag Insecticide on erodible soils, Best Management Practices for minimizing runoff should be employed. Consult your local Natural Resources Conservation Service for recommendations in your use area.

Endangered Species Notice

Under the Endangered Species Act, it is a Federal Offense to use any pesticide in a manner that results in the death of a member of an endangered species. Consult your local county bulletin, County Extension Agent, or Pesticide State Lead Agency for information concerning endangered species in your area.

Resistance Management

Some insects have developed resistance to imidacloprid after repeated use. Users should incorporate resistance management practices such as rotating classes of insecticides when possible.

Insect species that have acquired a tolerance to imidacloprid and other neonicotinoid (Group 4A) insecticides may become dominant if Group 4A are used repeatedly to control targeted species. This can eventually result in the loss of this class of insecticides as a viable control.

The active ingredient in Midash 2SC Ag Insecticide belongs to the neonicotinoid chemical class. Insect pests resistant to other chemical classes have not shown cross-resistance to Midash 2SC Ag Insecticide. To maintain susceptibility to this class of chemistry in insect species with high resistance development potential, it is recommended that for each crop season: 1) only a single, soil application of Midash 2SC Ag Insecticide be made; 2) foliar applications of products from this same class not be made following a long residual, soil application of Midash 2SC Ag Insecticide, or other neonicotinoid products.

Foliar applications of Midash 2SC Ag Insecticide or other Group 4A products from the neonicotinoid chemical class should not be used on crops previously treated with a long-residual, soil-applied product from the neonicotinoid chemical class.

Other Group 4A, neonicotinoid products labeled for foliar treatments include: Actara, Assail, CALYPSO®, Centric, Intruder, LEVERAGE® and TRIMAX®.

Other 4A Group, neonicotinoid products used as soil treatment include: ADMIRE® and Platinum.

Additional information on insect resistance management can be obtained from your local extension specialist, certified crop advisor, product manufacturer or visit the Insecticide Resistance Action Committee (IRAC) on the web at <http://irac-online.org/>.

DIRECTIONS FOR USE

It is a violation of Federal law to use this product in a manner inconsistent with its labeling.

See individual crops for specific pollinator protection application restrictions. If none exist under the specific crop, for foliar applications, follow these application directions for crops that are contracted to have pollinator services for food/feed & commercially grown ornamentals that are attractive to pollinators.




FOR CROPS UNDER CONTRACTED POLLINATION SERVICES

Do not apply this product while bees are foraging. Do not apply this product until flowering is complete and all petals have fallen unless the following condition has been met:

If an application must be made when managed bees are at the treatment site, the beekeeper providing the pollination services must be notified no less than 48-hours prior to the time of the planned application so that the bees can be removed, covered or otherwise protected prior to spraying.

FOR FOOD CROPS AND COMMERCIALY GROWN ORNAMENTALS NOT UNDER CONTRACT FOR POLLINATION SERVICES BUT ARE ATTRACTIVE TO POLLINATORS

Do not apply this product while bees are foraging. Do not apply this product until flowering is complete and all petals have fallen unless one of the following conditions is met:

- 
- **The application is made to the target site after sunset**
 - **The application is made to the target site when temperatures are below 55 ° F**
 - **The application is made in accordance with a government-initiated public health response**
 - **The application is made in accordance with an active state-administered apiary registry program where beekeepers are notified no less than 48-hours prior to the time of the planned application so that the bees can be removed, covered or otherwise protected prior to spraying**
 - **The application is made due to an imminent threat of significant crop loss, and a documented determination consistent with an IPM plan or predetermined economic threshold is met. Every effort should be made to notify beekeepers no less than 48-hours prior to the time of the planned application so that the bees can be removed, covered or otherwise protected prior to spraying.**

Do not apply this product in a way that will contact workers or other persons, either directly or through drift. Only protected handlers may be in the area during application. For any requirements specific to your State or Tribe, consult the agency responsible for pesticide regulation.

AGRICULTURAL USE REQUIREMENTS

Use this product only in accordance with its labeling and with the Worker Protection Standard, 40 CFR Part 170. This Standard contains requirements for the protection of agricultural workers on farms, forests, nurseries, and greenhouses, and handlers of agricultural pesticides. It contains requirements for training, decontamination, notification, and emergency assistance. It also contains specific instructions and exceptions pertaining to the statements on this label about personal protective equipment (PPE) and restricted-entry interval. The requirements in this box only apply to uses of this product that are covered by the Worker Protection Standard.

Do not enter or allow worker entry into treated areas during the restricted-entry interval (REI) of 12 hours.

Exception: If the product is soil-injected or soil-incorporated, the Worker Protection Standard, under certain circumstances, allows workers to enter the treated area if there will be no contact with anything that has been treated.

PPE required for early entry to treated areas that is permitted under the Worker Protection Standard and that involves contact with anything that has been treated, such as plants, soil, or water, is:

- Coveralls
- Chemical-resistant gloves made of any waterproof material such as, barrier laminate, butyl rubber, nitrile rubber, neoprene rubber, natural rubber, polyethylene, polyvinyl chloride (PVC) or viton
- Shoes plus socks

APPLICATION INSTRUCTIONS

For Foliar Applications

Apply as a directed or broadcast foliar spray. Thorough coverage of foliage is necessary without runoff for optimum insecticidal efficacy. Use adequate spray volumes, properly calibrated application equipment and spray adjuvant if necessary to obtain thorough coverage. Failure to provide adequate coverage and retention of Midash 2SC Ag Insecticide on leaves and fruit may result in loss of insect control or delay in onset of activity. Apply Midash 2SC Ag Insecticide with properly calibrated ground or aerial application equipment. Minimum recommended spray volumes, unless otherwise specified on crop specific application instructions sections, are 10 gallons/Acre by ground applications and 5 gallons/Acre through aerial equipment. Midash 2SC Ag Insecticide may also be applied by overhead chemigation (see additional CHEMIGATION DIRECTIONS FOR USE section below) if allowed in crop specific application instruction section.

For Soil Applications

Direct applications of Midash 2SC Ag Insecticide into the seed or root-zone of crop. Lack of correct application of Midash 2SC Ag Insecticide into seed or root-zone could result in lessened or delayed efficacy. Midash 2SC Ag Insecticide may be applied with ground or chemigation application. **Do not** apply with aerial application equipment. Broadcast, foliar applications are only recommended to seedling flats or trays, or where product is intended to be washed from foliage to soil prior to drying on foliage.

Best results of Midash 2SC Ag Insecticide application are achieved when applications are made to the root-zone of plants. Earlier application of Midash 2SC Ag Insecticide to developing plant results in earlier protection. Midash 2SC Ag Insecticide is a systemic insecticide and moves from the plant's root system to the upper vegetative parts via the xylem tissue. This movement results in extended activity of Midash 2SC Ag Insecticide, to control insects that can vector detrimental virus transmission. Higher rates within the specified rate range should be applied when insecticidal pressure occurs later in the plants development cycle or when insect pressure is heavy and/or continuous. Despite the systemic nature of Midash 2SC Ag Insecticide, it usually does not control listed insects that infest flowers, blooms or fruit. Insects attacking these parts of a plant generally require a foliar type insecticide application. More specific Midash 2SC Ag Insecticide application recommendations are provided in the crop-specific sections of this label.

Suppression, or less than residual control of certain diseases and insect pests including reduced feeding, may also result from a Midash 2SC Ag Insecticide application. Residual control of these pests/diseases may require supplemental control measures.

Midash 2SC Ag Insecticide use on crops grown for production of true seed intended for private or commercial planting is not permitted unless directed by State-specific supplemental labeling. Contact your local Cooperative Extension Service, PCA's, consultants or Sharda representative for additional information regarding application to these types of crops.

Midash 2SC Ag Insecticide should be pre-mixed with water or other appropriate diluents prior to application. Maintain constant agitation to avoid settling.

Do not apply more than 0.50 lb. active ingredient per acre, per year, regardless of formulation or method of application, unless specified within a crop-specific "Applications" instruction section for a given crop.

MIXING INSTRUCTIONS

1. Add 50% of the required amount of water to the spray tank.
2. Begin agitation.
3. Add labeled rate of Midash 2SC Ag Insecticide.
4. Add balance of water needed. Maintain sufficient agitation during both mixing and application. Midash 2SC Ag Insecticide may be tank mixed with other pesticides and/or fertilizer solutions. Refer to "Compatibility Note" below. When tank mixing Midash 2SC Ag Insecticide with other pesticides, prepare the tank mixture as recommended above and follow suggested "Mixing Order" below.

Mixing Order for Tank Mixes

1. Wettable powders
2. Midash 2SC Ag Insecticide
3. Emulsifiable concentrates

Maintain good agitation as each pesticide is added. Do not add the next product until the previous is thoroughly mixed. If a fertilizer solution is added, a fertilizer pesticide compatibility agent may be needed. Maintain constant agitation during both mixing and application to ensure uniformity of spray mixture.

Compatibility Note

Unless the applicator has prior knowledge of the compatibility of the intended tank mixture, Sharda USA recommends a small scale test by adding proportionate amounts of each ingredient in the appropriate order, to a clear pint or quart sized jar. Cap and shake for 5 minutes, then let set for 5 minutes. Any visual indication of poor mixing or formation of precipitates that cannot be easily re-dispersed indicates incompatibility and the mixture that should not be used.

USE IN CHEMIGATION SYSTEMS

Types of Irrigation Systems:

For Soil Application: Chemigation applications of Midash 2SC Ag Insecticide may only be made to crops through chemigation systems as specified in crop-specific Application sections and only through low-pressure irrigation systems unless specifically recommended for a given crop. Do not apply Midash 2SC Ag Insecticide through any other type of irrigation system.

For Foliar Application: Chemigation applications of Midash 2SC Ag Insecticide may be made to crops through overhead sprinkler chemigation systems if specified in crop-specific instruction sections. DO NOT apply Midash 2SC Ag Insecticide through any other type of irrigation system.

Water Volume: Make chemigation applications of Midash 2SC Ag Insecticide as concentrated as possible. Retention of Midash 2SC Ag Insecticide on target site of insect infestation is necessary for optimum activity. DO NOT chemigate Midash 2SC Ag Insecticide in water volumes exceeding 0.10 inch/Acre.

Uniform Water Distribution and System Calibration: The irrigation system must provide uniform distribution of treated water. Crop injury, lack of effectiveness, or illegal pesticide residues in the crop can result from non-

uniform distribution of treated water. The system must be calibrated to uniformly apply the rates specified. If you have questions about calibration, you should contact State Extension Service specialists, equipment manufacturers or other experts.

Chemigation Monitoring: A person knowledgeable of the chemigation system and responsible for its operation, or under the supervision of the responsible person, shall shut the system down and make necessary adjustments should the need arise.

Drift: Do not apply when wind speed favors drift beyond the area intended for treatment.

Required System Safety Devices: The system must contain a functional check valve, vacuum relief valve, and low pressure drain appropriately located on the irrigation pipeline to prevent water source contamination from backflow. The pesticide injection pipeline must contain a functional, automatic, quick-closing check valve to prevent the flow of fluid back toward the injection pump. The pesticide injection pipeline must also contain a functional, normally closed, solenoid-operated valve located on the intake side of the injection pump and connected to the system interlock to prevent fluid from being withdrawn from the supply tank when the irrigation system is either automatically or manually shut down. The system must contain functional interlocking controls to automatically shut off the pesticide injection pump when the water pump motor stops. The irrigation line or water pump must include a functional pressure switch which will stop the water pump motor when the water pressure decreases to the point where pesticide distribution is adversely affected. Systems must use a metering pump, such as a positive displacement injection pump (e.g., diaphragm pump) effectively designed and constructed of materials that are compatible with pesticides and capable of being fitted with a system interlock.

Using Water from Public Water Systems: Public water system means a system for the provision to the public of piped water for human consumption if such system has at least 15 service connections or regularly serves an average of at least 25 individuals daily at least 60 days out of the year. Chemigation systems connected to public water systems must contain a functional, reduced-pressure zone, back flow preventer (RPZ) or the functional equivalent in the water supply line upstream from the point of pesticide introduction. As an option to the RPZ, the water from the public water system should be discharged into a reservoir tank prior to pesticide introduction. There shall be a complete physical break (air gap) between the outlet end of the fill pipe and to top or overflow rim of the reservoir tank of at least twice the inside diameter of the fill pipe. The pesticide injection pipeline must contain a functional automatic quick-closing check valve to prevent the flow of fluid back toward the injection. The pesticide injection pipeline must contain a functional normally closed solenoid-operated valve located on the intake side of the injection pump and connected to the system interlock to prevent fluid from being withdrawn from the supply tank when the irrigation system is either automatically or manually shut down. The system must contain functional interlocking controls to automatically shut off the pesticide injection pump when the water pump motor stops or in cases where there is no water pump, when the water pressure decreases to the point where pesticide distribution is adversely affected. Systems must use a metering pump such as a positive displacement injection pump (e.g., diaphragm pump) effectively designed and constructed of materials that are compatible with pesticides and capable of being fitted with a system interlock.

ROTATIONAL CROPS*

Treated areas may be replanted with any crop specified on an imidacloprid label, or any crop for which a tolerance exists for the active ingredient, as soon as practical following the last application. For crops not listed on an imidacloprid label, or for crops for which no tolerances for the active ingredient have been established, a 12-month plant-back interval must be observed.

PLANTBACK INTERVAL	COMMENT
Immediate Plant-back:	Any crop listed on this label plus the following crops not on this label: barley, canola, cardoon, Chinese celery, corn (field, sweet and pop), Celtuce, cranberry*, cucurbits, Florence fennel, leafy petioles*, mustard seed*, rapeseed, rhubarb, sorghum, sugar beet, Swiss chard and wheat.

30-Day Plant-back:	Cereals (including buckwheat, millet, oats, rice, rye and triticale), soybeans, safflower
10-Month Plant-back:	Onion and bulb vegetables.
12-Month Plant-back:	All other crops.

*Cover crops for soil building or erosion control may be planted any time, but do not graze or harvest for food or feed.

FIELD CROPS

COTTON - SOIL

Pests Controlled	Rate (Fl. oz./1,000 row-feet)	Rate (Fl. oz./Acre)
Cotton aphid, Plant bugs, Thrips, Whiteflies	1.3	17.0 to 21.1 (depending on row spacing)
Restrictions:		
<ul style="list-style-type: none"> Maximum Midash 2SC Ag Insecticide allowed per year: 21.1 fluid ounces/Acre (0.33 lb. AI/Acre) Apply no more than 0.5 lbs. active ingredient of imidacloprid per acre per year including seed treatment, soil and foliar uses. Do not apply more than a total of 6 applications of the active ingredient per year. Do not graze treated fields after any application of Midash 2SC Ag Insecticide. Please see "Resistance Management" section of this label.		
Applications:		
Apply label rate of Midash 2SC Ag Insecticide in one of the following methods:		
<ol style="list-style-type: none"> In-furrow spray during planting directed on or below seed; In a narrow band directly below the eventual seed row in a bedding operation 7 or fewer days before planting; Chemigation into root-zone through low-pressure drip or trickle irrigation. 		

COTTON - FOLIAR

Pests Controlled	Rate (Fl. oz./Acre)	
Aphid, Cotton fleahoppers, Plant bugs (excludes <i>Lygus hesperus</i>), Banded-winged whitefly, Green stink bug, Southern green stink bug, Bollworm/Budworm (ovicidal effect)	2.0 to 4.0	
Pests Suppressed	Rate (Fl. oz./Acre)	
<i>Lygus</i> bugs (<i>Lygus hesperus</i>) Whiteflies (other than banded-winged whitefly)	3.0 to 4.0	
Restrictions:		
<ul style="list-style-type: none"> Pre-harvest Interval (PHI): 14 days Minimum interval between applications: 7 days Maximum Midash 2SC Ag Insecticide allowed per year: 20.0 fluid ounces/Acre (0.31 lb. AI/Acre) Apply no more than 0.5 lbs. active ingredient of imidacloprid per acre per year including seed treatment, soil and foliar uses. Do not graze treated fields after any application of Midash 2SC Ag Insecticide. 		
Applications:		
Midash 2SC Ag Insecticide may be applied through properly calibrated ground, aerial or chemigation application equipment.		
Tank Mix Specifications		
Pests Controlled (In addition to pests listed above)	Midash 2SC Ag Insecticide Rate (Fl. oz./Acre)	Bidrin® 8* Rate (Fl. oz./Acre)
For early season control of: Thrips	2.0 to 3.0	1.6 to 3.2
For mid to late season control of: Plant bugs, Stink bugs (including Brown stink bug), Grasshoppers,	2.0 to 3.0	4.0 to 8.0

Saltmarsh caterpillar, Cotton leafperforator		
Restrictions (In addition to Restrictions listed above): *Refer to the Bidrin® 8 product label for specific use instructions; follow the most restrictive precautions and limitations on the labeling of all products used in mixtures.		

POTATO – SOIL

Pests Controlled	Rate (Fl. oz./1,000 row-feet)	Rate (Fl. oz./Acre)
Aphids, Colorado potato beetle, Flea beetles, Leafhoppers, Potato psyllid	0.9 to 1.3	13.0 to 20.0
Pests/Diseases Suppressed	Rate (Fl. oz./1,000 row-feet)	Rate (Fl. oz./Acre)
Symptoms of: Potato leaf roll virus (PLRV), Potato yellows, Net necrosis (PLRV) Wireworms (with in-furrow spray at planting)	0.9 to 1.3	13.0 to 20.0
Restrictions: Maximum amount allowed per year: 20.0 fluid ounces/Acre (0.31 lb. AI/Acre)		
Applications: Apply specified dosage of Midash 2SC Ag Insecticide in one of the following methods: <ol style="list-style-type: none"> 1. In-furrow spray during planting directed on the seed pieces or seed potatoes; 2. Subsurface side-dress on both sides of the row covered with 3 or more inches of soil; 3. Narrow band spray at ground cracking directly over the row during hilling covered with 3 or more inches of soil; 4. In the bedding operation (7 days or less) before planting, apply a narrow band directly below the eventual seed row. To be effective, applications must be placed below soil-surface and in contact with seed piece or within root-zone. For potatoes grown on highly permeable soils with shallow water table, at-plant applications of Midash 2SC Ag Insecticide may be made in a 2-to 4-inch band (width of planter shoe opening) and completely covered. 		

POTATO* - Seed Piece Treatment

Pests Controlled	Rate (Fl. oz./100 lbs. seed)	Rate (Fl. oz./Acre)
Aphids, Colorado potato beetle, Flea beetles, Leafhoppers, Potato Psyllids, Wireworms (seed piece protection)	0.4 to 0.8	8.0 to 16.0
Pests/Diseases Suppressed	Rate (Fl. oz./100 lbs. seed)	Rate (Fl. oz./Acre)
Symptoms of: Potato leaf roll virus (PLRV), Potato yellows, Net necrosis (PLRV)	0.8	16.0
Restrictions: <ul style="list-style-type: none"> • Maximum amount allowed per year: 20.0 fluid ounces/Acre (0.31 lb. AI/Acre) • DO NOT use treated seed pieces for food, feed, or fodder. • DO NOT apply any subsequent application of Midash 2SC Ag Insecticide (in-furrow), or any other imidacloprid product following an imidacloprid seed-piece treatment. 		
Applications: Apply specified dosage as a diluted spray onto seed-pieces using a shielded spray system. Dilute with 3 parts water, or less, to 1 part Midash 2SC Ag Insecticide. Maintain agitation during application. Fungicidal dust treatments may be applied after a Midash 2SC Ag Insecticide application. Application should only be made in areas with adequate ventilation. Plant seed-pieces as soon as possible after treating. Seed-pieces treated with Midash 2SC Ag Insecticide should not be exposed to sunlight. * Based on a seeding rate of 2,000 lbs./acre.		

POTATO - FOLIAR

Pests Controlled	Rate (Fl. oz./Acre)
Aphids, Colorado potato beetle, Flea beetles, Fleahoppers, Psyllids	3.0
Restrictions:	
<ul style="list-style-type: none"> • Pre-Harvest Interval (PHI): 7 days • Minimum interval between applications: 7 days • Maximum amount allowed per year: 12.8 fluid ounces/Acre (0.2 lb. AI/Acre) 	

SOYBEANS* – FOLIAR

Pests Controlled	Rate (Fl. oz./Acre)
Aphids, Bean leaf beetle, Cucumber beetles, Rootworm adults, Japanese beetles (adults), Leafhoppers, Whiteflies	3.0
Restrictions:	
<ul style="list-style-type: none"> • Pre-Harvest Interval (PHI): 21 days • Minimum interval between applications: 7 days • Maximum amount allowed per year: 9.0 fluid ounces/Acre (0.14 lb. AI/Acre) 	
*Use not permitted in California unless otherwise directed by state-specific 24(c) labeling.	

TOBACCO – SOIL

Pests Controlled	Rate (Fl. oz./1,000 plants) (as seedling tray drench)	Rate (Fl. oz./1,000 plants) (in-furrow or transplant-water)
Aphids, Flea beetles	1.0	1.4
Mole Crickets, Whiteflies, Wireworms	1.4 to 2.8	1.8 to 2.8
Pests/Disease Suppressed		
Cutworms Symptoms of: Tomato spotted wilt virus (TSWV)	1.4 to 2.8	1.8 to 2.8
Restrictions:		
<ul style="list-style-type: none"> • Pre-Harvest Interval (PHI): 14 days • Maximum Midash 2SC Ag Insecticide allowed per year: 32.0 fluid ounces/Acre (0.50 lb. AI/Acre) 		
Applications:		
Apply specified dosage of Imidacloprid 2 SC in one of the following methods:		
<ol style="list-style-type: none"> 1. Broadcast foliar spray to seedlings in trays (tray drench) not more than 7 days prior to transplanting. Follow as soon as possible with overhead irrigation to wash Midash 2SC Ag Insecticide from foliage into potting media. Failure to wash Midash 2SC Ag Insecticide from foliage may result in a reduction in pest control. Handle transplants carefully during setting to avoid dislodging treated potting media from roots. 2. In-furrow spray or transplant-water drench during setting. 3. Chemigation into root-zone through low-pressure drip, trickle, micro-sprinkler or equivalent equipment. 		
Important Notes: Proper drench applications to plants in trays with Midash 2SC Ag Insecticide is generally the best method of application. However, the specified rate of Midash 2SC Ag Insecticide may be applied as combination of the tray drench in the planthouse and/or transplant-water drench in field. Adverse growing conditions may cause a delay in uptake of Midash 2SC Ag Insecticide into the plant and a delay in control.		

TOBACCO – FOLIAR

Pests Controlled	Rate (Fl. oz./Acre)
Aphids	1.6 to 3.2
Flea beetles, Japanese beetle	3.2
Restrictions:	
<ul style="list-style-type: none"> • Pre-Harvest Interval (PHI): 14 days 	

- Minimum interval between applications: 7 days
- Maximum amount allowed per year: 18.0 fluid ounces/Acre (0.28 lb. AI/Acre)

VEGETABLE AND SMALL FRUIT CROPS Application Instructions

For Foliar Applications

Apply specified rate per acre as a broadcast or directed foliar spray as pest populations begin to build. Thorough uniform coverage is necessary to achieve optimal control. A spray adjuvant may be used to improve coverage. Midash 2SC Ag Insecticide may not knock down established and heavy insect populations. Two applications may be required to achieve control. Scout fields and retreat if needed. Midash 2SC Ag Insecticide may be tank mixed with other insecticides for knockdown of pests or for improved control of other pests. Follow the most restrictive precautions and limitations on the labeling of all products used in mixtures.

CUCURBIT VEGETABLES* - SOIL

Crops of Crop Group 9 including: Chayote (fruit), Chinese waxgourd, (Chinese preserving melon), Citron melon, Cuban pumpkin, Cucumber, Gherkin, Gourds (edible, includes hyotan, cucuzza, hechima, Chinese okra), *Momordica* spp. (includes balsam apple, balsam pear, bitter melon, Chinese cucumber), Muskmelon (hybrids and/or cultivars of *Cucumis melo* including true cantaloupe, cantaloupe, casaba, Crenshaw melon, golden pershaw melon, honeydew melon, honey balls, mango melon, Persian melon, pineapple melon, Santa Claus melon, snake melon and Winter melon), Pumpkin, Squash (includes summer squash types such as: butternut squash, calabaza, crookneck squash, Hubbard squash, scallop squash, straightneck squash, vegetable marrow and zucchini, and winter squash types such as acorn squash and spaghetti squash), Watermelon (includes hybrids and/or varieties of *Citrullus lanatus*)

Field Application Instructions

Pests Controlled	Rate (Fl. oz./Acre)
Aphids, Cucumber beetles, Leafhoppers, Thrips (Foliage-feeding thrips only), Whiteflies	16.0 to 24.0
Pests/Diseases Suppressed	
Bacterial wilt (as vectored by various cucumber beetles), Leaf silvering resulting from whitefly feeding	16.0 to 24.0

Restrictions:

- Preharvest Interval (PHI): 21 days
- Maximum Midash 2SC Ag Insecticide allowed per crop season: 24.0 fluid ounces/Acre (0.38 lb. AI/Acre)

Applications:

Apply specific dosage of Midash 2SC Ag Insecticide in one of the following methods:

1. Chemigation into root-zone through low-pressure drip, trickle, micro-sprinkler or equivalent equipment
2. In-furrow spray directed on or below seed
3. Narrow (2" or less) surface band spray over seed-line during planting incorporated to a depth of 1 to 1-1/2" with sufficient irrigation within 24 hours of application;
4. Narrow band spray directly below eventual seed row in bedding operation 14 or fewer days before planting.
5. Post-seeding drench, transplant-water drench or hill drench.
6. Subsurface side-dress on both sides of each row. Midash 2SC Ag Insecticide must be incorporated into root-zone

*Not for use on crops grown for seed unless allowed by state-specific 24(c) labeling.

Planthouse Application Instructions¹

Pests Controlled	Rate (Fl. oz./1,000 plants)
Aphids, Whiteflies	0.1
Restrictions:	
<ul style="list-style-type: none"> • Maximum amount applied in the planthouse: 0.1 fluid ounce (0.001 56 lb. AI)/1,000 plants. • Maximum number of applications in planthouse: 1 	
Applications:	

Apply specified dosage to seedlings in trays in the planthouse, targeting soil media (tray drench), not more than 7 days prior to transplanting, in one of the following manners:

1. Uniform, broadcast high-volume foliar spray, followed immediately by sufficient overhead irrigation to wash Midash 2SC Ag Insecticide from foliage into potting media without loss of gravitational liquid from the bottom of the tray. Failure to wash Midash 2SC Ag Insecticide from foliage may result in reduced pest control
2. Injection into overhead irrigation system, using adequate volume to thoroughly saturate soil media without loss of gravitational solution from the bottom of the tray.

The application made in the planthouse will only provide short-term protection and is not intended as a substitution for a field application. An additional field application must be made within 2 weeks following transplanting to provide continuous protection. Applications of higher rates or increased number of applications in planthouse are not permitted, as they may result in significant plant injury. Transplants should be handled carefully during setting to avoid dislodging treated potting media from roots.

Important Notes: Not all varieties of fruiting vegetables have been tested for tolerance to Midash 2SC Ag Insecticide applied to seedling flats. It is therefore recommended to treat a small number of plants and confirm tolerance for 7 days prior to treating entire planthouse.

¹Not for use in California unless permitted by state-specific 24(c) labeling.

GREENHOUSE VEGETABLES* - SOIL

Cucumber, Tomato ONLY (mature plants in production greenhouses)

Pests Controlled	Rate (Fl. oz./1,000 plants)
Aphids, Whiteflies	1.4

Restrictions:

- Pre-Harvest Interval (PHI): 0 days
- Maximum number Midash 2SC Ag Insecticide applications per crop season: 1

Applications:

Apply specified dosage in a minimum of 16 gallons of water for tomatoes and 21 gallons of water for cucumbers using soil drenches, micro-irrigation, drip irrigation, or hand-held or motorized calibrated irrigation equipment.

DO NOT apply to immature plants since phytotoxicity may occur.

Important Notes: Applications should be made when infestation pressure surpasses threshold and beneficials are not able to maintain pest populations below damage thresholds. Repellency of bumble bee pollinators and negative effects on some beneficial (*Onus* sp.) can occur when Midash 2SC Ag Insecticide is applied.

Many varieties of vegetables have been tested for tolerance to Midash 2SC Ag Insecticide and show good safety. However, certain varieties may show more sensitivity to Midash 2SC Ag Insecticide. Therefore, treatment of a few plants is recommended before treating the whole greenhouse.

*Not for use on crops grown for seed unless allowed by state-specific 24(c) labeling.

FRUITING VEGETABLES - SOIL*

Crops of Crop Group 8 plus Okra including: Eggplant, Ground Cherry, Okra, Pepper (Including Bell, Chili, Cooking, Pimentos and Sweet), Tomato, Pepinos, Tomatillo

Field Application Instructions	
Pests Controlled	Rate (Fl. oz./Acre)
Aphids, Colorado potato beetle, Flea beetles, Leafhoppers, Thrips (foliage-feeding thrips only), Whiteflies	Okra and Pepper: 16.0 to 32.0 Other Crops: 16.0 to 24.0
Pests/Diseases Suppressed	
Symptoms of: Tomato mottle virus, Tomato spotted wilt virus, Tomato yellow leaf curl virus	Okra and Pepper: 16.0 to 32.0 Other Crops: 16.0 to 24.0
Restrictions:	
<ul style="list-style-type: none"> • Pre-Harvest Interval (PHI): 21 days • Maximum Midash 2SC Ag Insecticide allowed on pepper and okra crops per crop season: 32.0 fluid 	

ounces/Acre (0.50 lb. AI/Acre)

- Maximum Midash 2SC Ag Insecticide allowed on other fruiting vegetable crops per crop season: 24.0 fluid ounces/Acre (0.38 lb. AI/Acre)

Applications:

Apply specific dosage of Midash 2SC Ag Insecticide in one of the following methods:

1. Chemigation into root-zone through low-pressure drip, trickle, micro-sprinkler or equivalent equipment;
2. In-furrow spray directed on or below seed;
3. Narrow (2" or less) surface band spray over seed-line during planting incorporated to a depth of 1 to 1-1/2" with sufficient irrigation within 24 hours of application;
4. Narrow band spray directly below eventual seed row in bedding operation 14 or fewer days before planting;
5. Post-seeding drench, transplant-water drench, or hill drench;
6. Subsurface side-dress on both sides of each row. Midash 2SC Ag Insecticide must be incorporated into root-zone.

*Not for use on crops grown for seed unless allowed by state-specific 24(c) labeling.

Planthouse Application Instructions¹

Pests Controlled

Rate (Fl. oz./1,000 plants)

Aphids , Whiteflies

0.1

Restrictions:

- Maximum amount Midash 2SC Ag Insecticide applied in the planthouse: 0.1 fluid ounces (0.00156 lb. AI)/1,000 plants
- Maximum number Midash 2SC Ag Insecticide applications in planthouse: 1

Applications:

Apply specified dosage to seedlings in trays in the planthouse, targeting soil media (tray drench), not more than 7 days prior to transplanting, in one of the following manners:

1. Uniform, broadcast high-volume foliar spray, followed immediately by sufficient overhead irrigation to wash Midash 2SC Ag Insecticide from foliage into potting media without loss of gravitational liquid from the bottom of the tray. Failure to wash Midash 2SC Ag Insecticide from foliage may result in reduced pest control;
2. Injection into overhead irrigation system, using adequate volume to thoroughly saturate soil media without loss of gravitational solution from the bottom of the tray.

The application made in the planthouse will only provide short-term protection and is not intended as a substitution for a field application. An additional field application must be made within 2 weeks following transplanting to provide continuous protection. Applications of higher rates or increased number of applications in planthouse are not permitted, as they may result in significant plant injury. Transplants should be handled carefully during setting to avoid dislodging treated potting media from roots.

Important Notes: Not all varieties of fruiting vegetables have been tested for tolerance to Midash 2SC Ag Insecticide applied to seedling flats. It is therefore recommended to treat a small number of plants and confirm tolerance for 7 days prior to treating entire planthouse.

¹Not permitted in California unless otherwise specified by state-specific 24(c) labeling.

FRUITING VEGETABLES - FOLIAR*

Crops of Crop Group 8 plus Okra including: Eggplant, Ground Cherry, Okra, Pepper (Including Bell, Chili, Cooking, Pimentos and Sweet), Tomato, Pepinos, Tomatillo

Pests Controlled

Rate (Fl. oz./Acre)

Aphids, Colorado potato beetle, Leafhoppers, Whiteflies

3.0 to 5.0

Pepper weevil

5.0

Restrictions:

- Pre-Harvest Interval (PHI): 0 days
- Minimum interval between applications: 5 days
- Maximum amount allowed per crop season: 15.4 fluid ounces/Acre (0.24 lb. AI/A)

Applications:

For pepper weevil, apply specified dosage of Midash 2SC Ag Insecticide by ground equipment only, timing

applications prior to a damaging pest population becoming established. Good coverage of foliage and fruit is necessary for optimal control. Applications of Midash 2SC Ag Insecticide must be incorporated into a full-season program, where alternations of effective products from multiple classes of chemistry and different modes of actions are utilized in a blocked or windowed approach. For additional information, please contact your Sharda USA representative, Extension Specialist or crop advisor. Use the higher rate within the listed rate range when targeting adult whiteflies.

*Not for use on crops grown for seed unless allowed by state-specific 24(c) labeling.

GLOBE ARTICHOKE - FOLIAR

Pests Controlled	Rate (Fl. oz./Acre)
Aphids, Leafhoppers	3.2 to 8.0
Restrictions:	
<ul style="list-style-type: none"> • Pre-Harvest Interval (PHI): 7 days • Minimum interval between applications: 14 days • Maximum amount allowed per year: 32.0 fluid ounces/Acre (0.50 lb. AI/Acre) 	

HERBS - SOIL

Crops of Crop Subgroup 19A including: Angelica, Balm (lemon balm), Basil (fresh and dried), Borage, Burnet, Chamomile, Catnip, Chervil (dried), Chinese chive, Chive, Clary, Coriander (cilantro or Chinese parsley leaves), Costmary, Cilantro (leaf), Curry (leaf), Dillweed, Horehound, Hyssop, Lavender, Lemongrass, Lovage (leaf), Marigold, Marjoram, Nasturtium, Parsley (dried), Pennyroyal, Rosemary, Rue, Sage, Savory (summer and winter), Sweet bay (bay leaf), Tansy, Tarragon, Thyme, Wintergreen, Woodruff, Wormwood

Pests Controlled	Rate (Fl. oz./Acre)
Aphids, Flea Beetles, Leafhoppers, Whiteflies	16.0 to 24.0
Pests Suppressed	
Thrips (foliage-feeding thrips only)	16.0 to 24.0
Restrictions:	
<ul style="list-style-type: none"> • Pre-Harvest Interval (PHI): 14 days • Maximum amount allowed per year: 24.0 fluid ounces/Acre (0.38 lb. AI/Acre) 	
Applications:	
Apply specified dosage in one of the following methods:	
<ol style="list-style-type: none"> 1) In-furrow spray during planting directed on or below seed; 2) In-furrow spray or transplant-water drench during setting or transplanting; 3) Shanked-into or below eventual seed-line; 4) Chemigation into root zone through low-pressure drip, trickle, micro-sprinkler or equivalent equipment. 	
Important Notes: Not all crops and/or varieties listed above have been tested for phytotoxic effects. Without specific knowledge about a particular crop and variety, Sharda USA strongly recommends that only small areas or numbers of plants of each be treated and evaluated prior to commercial use.	

HERBS - FOLIAR

Crops of Crop Subgroup 19A including: Angelica, Balm (lemon balm), Basil (fresh and dried), Borage, Burnet, Chamomile, Catnip, Chervil (dried), Chinese chive, Chive, Clary, Coriander (cilantro or Chinese parsley leaves), Costmary, Cilantro (leaf), Curry (loaf), Dillweed, Horehound, Hyssop, Lavender, Lemongrass, Lovage (leaf), Marigold, Marjoram, Nasturtium, Parsley (dried), Pennyroyal, Rosemary, Rue, Sage, Savory (summer and winter), Sweet bay (bay leaf), Tansy, Tarragon, Thyme, Wintergreen, Woodruff, Wormwood.

Pests Controlled	Rate (Fl. oz./Acre)
Aphids, Flea Beetles, Leafhoppers, Whiteflies	2.8
Restrictions:	
<ul style="list-style-type: none"> • Pre-Harvest Interval (PHI): 7 days • Minimum interval between applications: 5 days • Maximum amount allowed per crop season: 8.4 fluid ounces/Acre (0.13 lb. AI/Acre) 	
Applications:	

Midash 2SC Ag Insecticide may be applied through properly calibrated ground and aerial application equipment. Thorough coverage with direct contact of the spray material to the target pests is required for optimum control. The addition of an organosilicone-based spray adjuvant at a rate not to exceed the adjuvant manufacturer's recommended use rate may improve coverage and control.

Important Notes: Not all crops and/or varieties listed above have been tested for phytotoxic effects. Without specific knowledge about a particular crop and variety, Sharda USA strongly recommends that only small areas or numbers of plants of each be treated and evaluated prior to commercial use.

HEAD and STEM BRASSICA VEGETABLES and LEAF BRASSICA GREENS, plus TURNIP TOPS – SOIL*

Crops of Crop Group 5 including: Broccoli, Broccoli raab (rapini), Brussels sprouts, Cabbage, Cauliflower, Cavalo broccoli, Chinese (bok choy) cabbage, Chinese (napa) cabbage, Chinese mustard (gai Choy) cabbage, Collards, Kale, Kohlrabi, Mizuna, Mustard Greens, Mustard spinach, Rape greens, Turnip tops (leaves)

LEAFY VEGETABLES - SOIL*

Crops of Crop Subgroup 4A plus Watercress including: amaranth (leafy amaranth, Chinese spinach, tampala), Arugula (Roquette), Chervil, Chrysanthemum (edible leaved and garland), Cilantro, Corn salad, Cress (garden), Cress (upland, yellow rocket, winter cress), Dandelion, Dock (sorrel), Endive (escarole), Lettuce (head and leaf), Orach, Parsley, Purslane (garden and winter), Raddicchio (red chicory), Spinach (including New Zealand and vine (Malabar spinach, Indian spinach), Watercress (commercial production only, applications must not be made to native cress growing in streams or other bodies of water), Watercress (upland)

Pests Controlled	Rate (Fl. oz./Acre) (on 36 inch rows)
Aphids, Leafhoppers, Thrips (foliage-feeding thrips only), Whiteflies	10.0 to 24.0

Restrictions:

- Pre-Harvest Interval (PHI): 21 days
- Maximum Midash 2SC Ag Insecticide allowed per crop season: 24.0 fluid ounces/Acre (0.38 lb. AI/Acre)

Applications:

Apply specified dosage of Midash 2SC Ag Insecticide in one of the following methods:

1. Chemigation into root-zone through low-pressure drip, trickle, micro-sprinkler or equivalent equipment;
2. In-furrow spray directed on or below seed;
3. Narrow (2" or less) surface band spray over seed-line during planting incorporated to a depth of 1 to 1-1/2" with sufficient irrigation within 24 hours of application;
4. Narrow band spray directly below eventual seed row in bedding operation 14 or fewer days before planting;
5. Post-seeding drench, transplant-water drench or hill drench;
6. Subsurface side-dress on both sides of each row. Midash 2SC Ag Insecticide must be incorporated into root-zone.

*Not for use on crops grown for seed unless allowed by state-specific 24(c) labeling.

HEAD and STEM BRASSICA VEGETABLES and LEAF BRASSICA GREENS– FOLIAR*

Crops of Crop Group 5 including: Broccoli, Broccoli raab (rapini), Brussels sprouts, Cabbage, Cauliflower, Cavalo broccoli, Chinese (bok choy) cabbage, Chinese (napa) cabbage, Chinese mustard (gai Choy) cabbage, Collards, Kale, Kohlrabi, Mizuna, Mustard Greens, Mustard spinach, Rape greens

LEAFY GREEN VEGETABLES* - FOLIAR

Crops of Crop Subgroup 4A plus Watercress including: amaranth (leafy amaranth, Chinese spinach, tampala), Arugula (Roquette), Chervil, Chrysanthemum (edible leaved and garland), Cilantro, Corn salad, Cress (garden), Cress (upland, yellow rocket, winter cress), Dandelion, Dock (sorrel), Endive (escarole), Lettuce (head and leaf), Orach, Parsley, Purslane (garden and winter), Raddicchio (red chicory), Spinach (including New Zealand and vine (Malabar spinach, Indian spinach), Watercress (commercial production only, applications must not be made to native cress growing in streams or other bodies of water), Watercress (upland)

Pests Controlled	Rate (Fl. oz./Acre)
Aphids, Flea beetles, Leafhoppers, Whiteflies	3.0
Restrictions: <ul style="list-style-type: none"> • Pre-Harvest Interval (PHI): 7 days • Minimum interval between applications: 5 days • Maximum amount allowed per crop season: 15.4 fluid ounces/Acre (0.24 lb. AI/Acre) Applications: For applications made to watercress, production fields must be drained of water at least 24 hours prior to application and water must not be reapplied to the field for a minimum of 24 hours following application. Applications must be made to fully leafed-up canopies only. *Not for use on crops grown for seed unless allowed by state-specific 24(c) labeling.	

LEAFY PETIOLE VEGETABLES – SOIL *

Crops of Crop Subgroup 4B including: Cardoon, Celery, Chinese celery (fresh leaves and stalk only), Celtuce, Florence fennel including sweet anise, sweet fennel, Finocchio), Rhubarb, Swiss chard

Pests Controlled	Rate (Fl. oz./Acre)
Aphids, Leafhoppers, Thrips (foliage-feeding thrips only), Whiteflies	10.0 to 24.0
Restrictions: <ul style="list-style-type: none"> • Pre-Harvest Interval (PHI): 45 days • Maximum Midash 2SC Ag Insecticide allowed per crop season: 24.0 fluid ounces/Acre (0.38 lb. AI/Acre) Applications: Apply specified dosage of Midash 2SC Ag Insecticide in one of the following methods: <ol style="list-style-type: none"> 1. Chemigation into root-zone through low-pressure drip, trickle, micro-sprinkler or equivalent equipment; 2. In-furrow spray directed on or below seed; 3. Narrow (2" or less) surface band spray over seed-line during planting incorporated to a depth of 1 to 1-1/2" with sufficient irrigation within 24 hours of application; 4. Narrow band spray directly below eventual seed row in bedding operation 14 or fewer days before planting; 5. Post-seeding drench, transplant-water drench or hill drench; 6. Subsurface side-dress on both sides of each row. Midash 2SC Ag Insecticide must be incorporated into root-zone. *Not for use on crops grown for seed unless allowed by state-specific 24(c) labeling.	

LEGUME VEGETABLES – SOIL¹

Crops of Crop Group 6 (except soybean, dry) including: Edible Podded and Succulent Shelled Pea and Bean and Dried Shelled Pea and Bean, Bean (*Lupinus* spp., includes grain lupin, sweet lupin, white lupin, and white sweet lupin), Bean (*Phaseolus* spp., includes field bean, kidney bean, lima bean, navy bean, pinto bean, runner bean, snap bean, tepary bean, wax bean), Bean (*Vigna* spp., includes adzuki bean, asparagus bean, blackeyed pea, catjang, Chinese longbean, cowpea, Crowder pea, moth bean, mung bean, rice bean, Southern pea, urd bean, yardlong bean), Pea (*Pisum* spp., includes dwarf pea, edible-pod pea, English pea, field pea, garden pea, green pea, snow pea, sugar snap pea), Other Beans and Peas [Broad bean (fava), Chickpea (garbanzo bean), Guar, Jackbean, Lablab bean (Hyacinth bean), Lentil, Pigeon pea, Soybean (immature seed), Sword bean]

Pests Controlled	Rate (Fl. oz./Acre)
Aphids, Leafhoppers, Thrips (foliage-feeding thrips only), Whiteflies	16.0 to 24.0
Pests/Diseases Suppressed	
Symptoms of: Bean common mosaic virus (BCMV), Bean golden mosaic virus (BGMV), Beet curly top hybrigeminivirus (BCTV)	16.0 to 24.0
Restrictions:	

- Pre-harvest Interval (PHI): 21 days
- Maximum Midash 2SC Ag Insecticide allowed per crop season: 24.0 fluid ounces/Acre (0.38 lb. AI/Acre)

Applications:

Apply specified dosage of Midash 2SC Ag Insecticide in one of the following methods:

1. Chemigation into root-zone through low-pressure drip, trickle, micro-sprinkler or equivalent equipment;
2. In-furrow spray at planting directed on or below seed;
3. In a narrow (2" or less) surface band over seed-line during planting incorporated into a depth of 1 to 1-1/2" with sufficient irrigation within 24 hours following application;
4. In a narrow band directly below the eventual seed row in a bedding operation 7 or fewer days before planting;
5. As a post-seeding drench, transplant drench, or hill drench.

¹Not for use on crops grown for seed unless allowed by state-specific 24(c) labeling

LEGUME VEGETABLES – FOLIAR¹

Crops of Crop Group 6 (except soybean, dry) including: Edible Podded and Succulent Shelled Pea and Bean and Dried Shelled Pea and Bean, Bean (*Lupinus* spp., includes grain lupin, sweet lupin, white lupin, and white sweet lupin), Bean (*Phaseolus* spp., includes field bean, kidney bean, lima bean, navy bean, pinto bean, runner bean, snap bean, tepary bean, wax bean), Bean (*Vigna* spp., includes adzuki bean, asparagus bean, blackeyed pea, catjang, Chinese longbean, cowpea, Crowder pea, moth bean, mung bean, rice bean, Southern pea, urd bean, yardlong bean), Pea (*Pisum* spp., includes dwarf pea, edible-pod pea, English pea, field pea, garden pea, green pea, snow pea, sugar snap pea), Other Beans and Peas [Broad bean (fava), Chickpea (garbanzo bean), Guar, Jackbean, Lablab bean (Hyacinth bean), Lentil, Pigeon pea, Soybean (immature seed), Sword bean]

Pests Controlled	Rate (Fl. oz./Acre)
Aphids, Leafhoppers, Whiteflies	2.8

Restrictions:

- Pre-Harvest Interval (PHI): 7 days
- Minimum interval between applications: 7 days
- Maximum amount allowed per crop season: 8.4 fluid ounces/Acre (0.13 lb. AI/A)

¹Not for use on crops grown for seed unless allowed by state-specific 24(c) labeling.

ROOT VEGETABLES – SOIL¹

Crops of Crop Subgroup 1B (except sugarbeet) including: Beet (garden)², Carrot², Burdock (edible)², Celeriac², Chervil (turnip-rooted)², Chicory², Ginseng, Horseradish, Parsley (turnip-rooted), Parsnip², Radish², Oriental radish (diakon)², Rutabaga², Salsify (oyster plant), Salsify (black)², Salsify (Spanish), Skirret, Turnip²

Pests Controlled	Rate (Fl. oz./1,000 row-feet)	Rate (Fl. oz./Acre)
Aphids, Flea beetles, Leafhoppers, Thrips (foliage-feeding thrips only), Whiteflies	0.7 to 1.7	10.0 to 24.0

Restrictions:

- Pre-Harvest Interval (PHI): 21 days
- Maximum Midash 2SC Ag Insecticide allowed per crop season: 24.0 fluid ounces/Acre (0.38 lb. AI/Acre)
- Maximum Midash 2SC Ag Insecticide applications per crop season: 1

Applications:

Apply specified dosage of Midash 2SC Ag Insecticide in one of the following methods:

1. Chemigation through low-pressure drip, trickle, micro-sprinkler or equivalent equipment;
2. In-furrow spray (rate specified per 1,000 row-feet) or, shanked-in 1 to 2 inches below seed depth during planting;
3. In a narrow (2 inches or less) band directly (1 to 2 inches) below the eventual seed row in a bedding operation 14 or fewer days before planting.

Important Notes: Rate applied affects the length of control. Use the higher rate within the listed rate range where infestations occur later in crop development, or where pest pressure is continuous. Midash 2SC Ag

Insecticide rates less than 0.7 fluid ounces/1,000 row-feet will not provide adequate residual pest control. Midash 2SC Ag Insecticide treated crops grown on very high organic matter soils (muck) may also require additional pest management control.

¹Not for use on crops grown for seed unless allowed by state-specific 24(c) labeling.

²Tops or greens from these crops may be utilized for food or feed.

TUBEROUS AND CORM VEGETABLES - SOIL¹

Crops of Crop Subgroup 1C including: Arracacha, Arrowroot, Artichoke (Chinese and Jerusalem), Canna (edible, Queensland arrowroot), Casava (bitter and sweet)², Chayote (root), Chufa, Dasheen (taro)², Ginger, Leren, Sweet potato, Tanier (cocoyam)², Tumeric, Yam bean (jicama, manioc pea), Yam (true)²
(For applications on potato see "Field Crop" section for Potato - Soil)

Pests Controlled	Rate (Fl. oz./1,000 row-feet)	Rate (Fl. oz./Acre)
Aphids, Flea beetles, Leafhoppers, Thrips (foliage-feeding thrips only), Whiteflies	0.7 to 1.7	10.0 to 24.0

Restrictions:

- Pre-Harvest Interval (PHI) from planting application: 3 days (leaves); 125 days (corms)
- Maximum Midash 2SC Ag Insecticide allowed per crop season: 24.0 fluid ounces/Acre (0.38 lb. AI/Acre)
- Maximum Midash 2SC Ag Insecticide applications per crop season: 1

Applications: Apply specified dosage of Midash 2SC Ag Insecticide in one of the following methods:

1. In-furrow spray (rate specified per 1,000 row-feet) over planting material (hulis) or shanked-in 1 to 2 inches below hulis depth at planting;
2. Side-dress not more than 0.6 fluid ounces/1,000 row-feet no later than 45 days after-planting. Observe same PHI as above.

Important Notes: Rate applied affects the length of control. Use the higher rate within the listed rate range where infestations occur later in crop development, or where pest pressure is heavy or continuous. Midash 2SC Ag Insecticide rates less than 0.7 fluid ounces/1,000 row-feet will not provide adequate residual pest control. Midash 2SC Ag Insecticide treated crops grown on very high organic matter soils (muck) may also require additional pest management control.

¹Not for use on crops grown for seed unless allowed by state-specific 24(c) labeling.

²Tops or greens from these crops may be utilized for food or feed.

ROOT, TUBEROUS and CORM VEGETABLES – FOLIAR¹

Crops of Crop Group 1 (except for sugarbeet) including: Arracacha, Arrowroot, Artichoke (Chinese and Jerusalem), Beet (garden)², Burdock (edible)², Canna (edible, Queensland arrowroot), Carrot², Cassava (bitter & sweet)², Celeriac², Chayote (root), Chervil (turnip-rooted)², Chicory², Chufa, Dasheen (taro)², Ginger, Ginseng, Horseradish, Leren, Parsley (turnip-rooted), Parsnip², Radish², Oriental radish (daikon)², Rutabaga², Salsify (black)², Salsify (oyster plant), Salsify (Spanish), Skirret, Sweet potato, Tanier (cocoyam)², Turmeric, Turnip², Yam bean (jicama, manioc pea), Yam (true)²

(For applications on potato see Field Crops section for Potato – Foliar)

Pests Controlled	Rate (Fl. oz./Acre)
Aphids, Flea beetles, Leafhoppers, Whiteflies	2.8

Restrictions:

- Pre-Harvest Interval (PHI): 7 days
- Minimum interval between applications: 5 days
- Maximum amount allowed per crop season: 2.8 fluid ounces/Acre (0.044 lb AI/A) on radish; 8.4 fluid ounces/Acre (0.13 lb. AI/Acre) on other crops
- Maximum applications of Midash 2SC Ag Insecticide per crop season: 1 on radish; 3 on other crops.

¹Not for use on crops grown for seed unless allowed by state-specific 24(c) labeling.

²Tops or greens from these crops may be utilized for food or feed.

STRAWBERRY – SOIL¹

Annual and perennial crops

Pests Controlled	Rate (Fl. oz./Acre)
Aphids, Whiteflies	24.0 to 32.0
Restrictions: <ul style="list-style-type: none"> • Pre-Harvest Interval (PHI): 14 days • Maximum Midash 2SC Ag Insecticide allowed per crop season: 32.0 fluid ounces/Acre (0.50 lb. AI/Acre) Applications: Apply specified dosage of Midash 2SC Ag Insecticide in one of the following methods: <ol style="list-style-type: none"> 1. Chemigation into root-zone through low pressure drip, trickle, micro-sprinkler or equivalent equipment after plants are established or on perennial crops in early spring prior to bud opening; 2. As a plant material or plant hole treatment just prior to, or during transplant; 3. As a band spray over the row in a minimum of 20 gallons of water per acre, followed immediately by overhead irrigation to incorporate product into root zone. DO NOT use plastic or other mulch that limits movement of Midash 2SC Ag Insecticide into root zone. <p>The rate applied affects the length of control. Use the higher rate within the listed rate range where infestations may occur later in crop development or where pest pressure is continuous.</p> ¹ Not for use on crops grown for seed unless allowed by state-specific 24(c) labeling.	


Strawberry - Post-Harvest Use on Perennial Crops	
Pests Controlled	Rate (Fl. oz./Acre)
White grub complex (grubs of Asiatic garden beetle, European and Masked Chafer, Japanese beetle, Oriental beetle)	16.0 to 24.0
Restrictions: <ul style="list-style-type: none"> • Pre-Harvest Interval (PHI): 14 days • Maximum Midash 2SC Ag Insecticide allowed per year: 24.0 fluid ounces/Acre (0.38 lb. AI/Acre) Applications: Apply a single application post harvest to coincide with renovation of strawberry fields and during active egg-laying period of beetles. Apply specified dosage of Midash 2SC Ag Insecticide in one of the following methods: <ol style="list-style-type: none"> 1. As a ground spray via boom or backpack sprayer in a minimum of 20 gallons of water per acre; 2. As a row-band spray using an adjusted amount of product based on the treated row band area in proportion to the amount required per full acre. The bandwidth should be equivalent to the width of the anticipated fruiting bed; 3. As a chemigation application with 600 to 1,000 gallons of water followed by 0.10 to 0.25 inch irrigation. Important Notes: All soil-surface applications must be followed by 0.25 inch of rainfall or overhead irrigation water per acre within 2 hours of application. Failure to adequately incorporate Midash 2SC Ag Insecticide into egg-deposition zone may result in decreased activity of beetle grubs. ¹ Not for use on crops grown for seed unless allowed by state-specific 24(c) labeling.	

STRAWBERRY* - FOLIAR

Pests Controlled	Rate (Fl. oz./Acre)
Aphids, Spittlebugs, Whiteflies	3.0
Restrictions: <ul style="list-style-type: none"> • Pre-Harvest Interval (PHI): 7 days • Minimum interval between applications: 5 days • Maximum amount allowed per crop season: 9.1 fluid ounces/Acre (0.14 lb. AI/Acre) • DO NOT apply during bloom or within 10 days prior to bloom or when bees are foraging. 	

**SUGARBEET¹ – SOIL (For use only in CA)**

Pests Controlled	Rate (Fl. oz./Acre)
Aphids, Leafhoppers, Whiteflies, Flea beetles	6.0 to 12.0

Pests/Diseases Suppressed	
Symptoms of: Western yellows/Beet curly top hybrigeminiavirus (BCTV)	6.0 to 12.0
Restrictions: <ul style="list-style-type: none"> • Maximum Midash 2SC Ag Insecticide allowed per year: 12.0 fluid ounces/Acre (0.18 lb. AI/acre) • Maximum imidacloprid allowed per crop season: 0.18 lb. ai/acre (from any formulation) on any row spacing DO NOT apply immediately prior to bud opening or during bloom or when bees are foraging.	
Applications: Apply specified dosage of Midash 2SC Ag Insecticide in the following method: <ul style="list-style-type: none"> • Apply specified dosage in sufficient carrier volume to insure uniform application. Apply directly below each seed furrow either during the bedding operation immediately prior to planting or at the time of planting. 	
Important Notes: The low rate may be applied to aid establishment of stands in whitefly areas, or for early season control of other pests listed.	
¹ Not for use on crops grown for seed unless allowed by state-specific 24(c) labeling.	
	

MIDASH 2SC AG INSECTICIDE CONVERSION CHART FOR LINEAR APPLICATION RATE								
RATE (Fluid ounces/Acre)	Fluid ounces/Acre Rate in Fluid Ounces/1,000 Row Feet Based On Average Row Spacing (in inches):							
	10	15	20	25	30	35	40	45
10	.19	.29	.38	.48	.57	.67	.76	.86
12	.23	.34	.46	.57	.69	.80	.92	1.03
14	.27	.40	.54	.67	.80	.94	1.07	1.21
16	.31	.46	.61	.77	.92	1.07	1.22	1.38
18	.34	.52	.69	.86	1.03	1.21	1.38	1.55
20	.38	.57	.76	.96	1.15	1.34	1.53	1.72
22	.42	.63	.84	1.05	1.26	1.47	1.68	1.89
24	.46	.69	.92	1.15	1.38	1.61	1.84	2.07
26	.50	.75	.99	1.24	1.49	1.74	1.99	2.24
28	.54	.80	1.07	1.34	1.61	1.87	2.14	2.41
30	.57	.86	1.15	1.43	1.72	2.01	2.29	2.58
32	.61	.92	1.22	1.52	1.84	2.14	2.45	2.75

Important Note: The Midash 2SC Ag Insecticide rate applied affects the length of control and the degree of control. Row-spacing X Midash 2SC Ag Insecticide rate combinations in shaded blocks may not provide and are not recommended for long-term, residual control. Use higher rates within the listed rate ranges where pest pressure may occur later in crop development or where pest pressure is severe or continuous. Sharda USA offers no warranty for use of Midash 2SC Ag Insecticide at rates below 0.7 fluid ounces/1,000 row-feet.

TREE, VINE AND FRUIT CROPS APPLICATION INSTRUCTIONS

Application Instructions - For Foliar Applications Only

Apply specified rate per acre as a broadcast or directed foliar spray as pest populations begin to build. Thorough uniform coverage is necessary to achieve optimal control. A spray adjuvant may be used to improve coverage. Midash 2SC Ag Insecticide may not knock down established and heavy insect populations. Two applications may be required to achieve control. Scout fields and retreat if needed. Midash 2SC Ag Insecticide may be tank mixed with other insecticides for knockdown of pests or for improved control of other pests. Follow

the most restrictive precautions and limitations on the labeling of all products used in mixtures. Aerial application of Midash 2SC Ag Insecticide may result in slower activity and reduced control relative to results from ground application. For trees and vine crops, application rates are based on full size, mature trees or vines.

BANANA and PLANTAIN - SOIL

Pests Controlled	Rate (Fl. oz./Acre)
Aphids, Leafhoppers	16.0 to 32.0
Pests/Diseases Suppressed	
Scales	16.0 to 32.0
Restrictions: <ul style="list-style-type: none"> • Pre-Harvest Interval (PHI): 0 days • Maximum amount allowed per year: 32.0 fluid ounces/ Acre (0.5 lb. AI/Acre) Applications: Apply specified dosage of Midash 2SC Ag Insecticide in the following method: <ul style="list-style-type: none"> • Chemigation into root zone through low-pressure drip, trickle, micro-sprinkler or equivalent equipment. 	

BANANA and PLANTAIN - FOLIAR

Pests Controlled	Rate (Fl. oz./Acre)
Aphids, Leafhoppers, Thrips	6.4
Restrictions: <ul style="list-style-type: none"> • Pre-Harvest Interval (PHI): 0 days • Minimum interval between applications: 14 days • Maximum amount allowed per year: 32.0 fluid ounces/Acre (0.5 lb. AI/A) Applications: Apply specified dosage of Midash 2SC Ag Insecticide as a broadcast or directed spray to infested area insuring thorough coverage. Midash 2SC Ag Insecticide may be applied through properly calibrated ground or aerial application equipment. Aerial application of Midash 2SC Ag Insecticide may result in slower activity and reduced control relative to results from ground application.	
Important Note: Addition of an organosilicone adjuvant at a rate not to exceed 2.0 fluid ounces/100 gallons finished spray solution may improve coverage and pest control.	

BUSHBERRY – SOIL

Crops of Crop Subgroup 13B including: Blueberry, Currant, Elderberry, Gooseberry, Huckleberry, Juneberry, Lingonberry, Salal

Pests Controlled	Rate (Fl. oz./Acre)
Japanese beetle (adults, feeding on foliage), White grub complex (grubs of Asiatic garden beetle, European and Masked chafer, Japanese beetle and Oriental beetle)	16.0 to 32.0
Restrictions: <ul style="list-style-type: none"> • Pre-Harvest Interval (PHI): 7 days • Maximum amount allowed per year: 32.0 fluid ounces/Acre (0.50 lb. AI/Acre) • DO NOT apply pre-bloom or during bloom or when bees are foraging. 	
Applications: Apply specified dosage of Midash 2SC Ag Insecticide in one of the following methods: <ol style="list-style-type: none"> 1. Chemigation into root zone through low-pressure drip, trickle, micro-sprinkler or equivalent equipment; 2. 18-inch band on each side of the row followed with 0.25 inch of irrigation immediately after application. 	
For optimal grub control, apply Midash 2SC Ag Insecticide to control 1st or 2nd instar larvae. Application may be made post-bloom up to 7 days prior to harvest, or post-harvest until October 1st. For optimum control of Japanese beetle larvae, make applications from June 1 to July 15. DO NOT apply during bloom.	



Application to grass covered rows, row middles, drive lanes, headlands, and other grassy areas in and around the berry field will control resident grub populations. Applications directed to the root zone will help protect berry plant roots from grub feeding.

Apply Midash 2SC Ag Insecticide to moist soil. If necessary, apply one hour of irrigation water immediately before application. To ensure maximum efficacy, 0.5 to 1 inch of irrigation water or rainfall should be applied or received within 24 hours of application of Midash 2SC Ag Insecticide to facilitate movement into the soil and into the root zone.

BUSHBERRY – FOLIAR

Crops of Crop Subgroup 13B including: Blueberry, Currant, Elderberry, Gooseberry, Huckleberry, Juneberry, Lingonberry, Salal

Pests Controlled	Rate (Fl. oz./Acre)
Aphids, Leafhoppers/Sharpshooters	2.4 to 3.2
Blueberry maggot, Japanese beetles (adults), Thrips (foliage-feeding thrips only)	4.8 to 6.4
Restrictions:	
<ul style="list-style-type: none"> • Pre-Harvest Interval (PHI): 3 days • Minimum interval between applications: 7 days • Maximum amount allowed per year: 32.0 fluid ounces/Acre (0.5 lb. AI/A) • Maximum number of applications of Midash 2SC Ag Insecticide per year: 5 • Maximum application volume (water): 20.0 GPA - ground; 5.0 GPA – aerial • DO NOT apply pre-bloom or during bloom or when bees are foraging. 	



CANEBERRY - SOIL (For Use Only in CA)

Crops of Crop Subgroup 13A including: Blackberry (*Rubus eubatus*, including bingleberry, black satin berry, boysenberry, Cherokee blackberry, Chesterberry, Cheyenne blackberry, coryberry, darrowberry, dewberry, Dirksen thornless berry, Himalayaberry, hullberry, Lavacaberry, Loganberry, lowberry, Lucretiaberry, mammoth blackberry, marionberry, nectarberry, olallieberry, Oregon evergreen berry, phenomenalberry, rangeberry, ravenberry, rossberry, Shawnee blackberry, youngberry, and varieties and/or hybrids of these), Raspberry (black and red, *Rubus occidentalis*, *Rubus strigosus*, *Rubus idaeus*).

Pests Controlled	Rate (Fl. oz./Acre)
Aphids, Leafhoppers, Whiteflies	16.0 to 32.0
Rednecked cane borer	24.0 to 32.0
Pests / Diseases Suppressed	
Thrips (foliage-feeding thrips only)	16.0 to 32.0
Restrictions:	
<ul style="list-style-type: none"> • Pre-Harvest Interval (PHI): 7 days • Maximum amount allowed per year: 32.0 fluid ounces/Acre (0.5 lb. AI/Acre) • DO NOT apply pre-bloom or during bloom or when bees are foraging. 	
Applications:	
Apply specified dosage in one of the following methods:	
1) Chemigation into root zone through low-pressure drip, trickle, micro-sprinkler or equivalent equipment;	
2) Basal, soil drench in a minimum of 500 gallons solution per acre.	



CITRUS – SOIL (Nursery and Greenhouse Container Stock)

Crops of Crop Group 10 including: calamondin, citrus citron, Citrus hybrids (includes chironja, tangelo, and tangor), Grapefruit, Kumquat, Lemon, Lime, Mandarin (tangerine), Pummelo, Orange (sweet and sour), Tangelo, Satsuma mandarin, and other cultivars and/or hybrids of these.

Pests Controlled	Rate (mL/ft. ³ container media)
------------------	--

Aphids, Asian citrus psyllid, Black fly, Citrus leafminer, Leafhoppers/Sharpshooters, Mealybugs, Scales, Whiteflies	0.75
Citrus root weevil (larval complex)	1.25 to 2.50
Pests / Diseases Suppressed	
Citrus thrips (foliage-feeding thrips only)	2.50
Restrictions: <ul style="list-style-type: none"> • Pre-Harvest Interval (PHI): 0 days • Maximum allowed per application: 2.50 mL/ft.³ container media • Maximum allowed per crop season: 2.50 mL/plant • Do not apply pre-bloom or during bloom or when bees are foraging. 	
Applications: Determine volume of container and calculate dosage necessary to treat container. Apply calculated dosage of Midash 2SC Ag Insecticide per container as a soil drench or through low-pressure drip or trickle irrigation water, through injection into the overhead irrigation system, or as a broadcast high volume spray. With overhead irrigation or broadcast spray, use additional irrigation to wash the product from the foliage into the potting medium. Use sufficient carrier volume to ensure thorough uniform distribution throughout the media without loss of gravitational water from the container. For optimal results, treatment should be made at planting prior to insect infestation. Retreat if necessary. For control of larvae of the citrus root weevil complex, application should be made prior to neonate larvae entering potting media. Use higher rate within the specified rate range for heavy infestations.	



CITRUS – SOIL (Field)

Crops of Crop Group 10 including: calamondin, citrus citron, Citrus hybrids (includes chironja, tangelo, and tangor), Grapefruit, Kumquat, Lemon, Lime, Mandarin (tangerine), Pummelo, Orange (sweet and sour), Tangelo, Satsuma mandarin, and other cultivars and/or hybrids of these.

Pests Controlled	Rate (Fl. oz./Acre)
Aphids, Asian citrus psyllid, Black fly, Citrus leafminer, Leafhoppers/Sharpshooters, Mealybugs, Scales, Termites (FL only), Whiteflies	16.0 to 32.0
Pests / Diseases Suppressed	
Citrus nematode Symptoms of: Citrus tristeza virus (CTV) through vector control, Citrus yellows, Thrips (foliage-feeding thrips only)	32.0
Restrictions: <ul style="list-style-type: none"> • Pre-Harvest Interval (PHI): 0 days • Maximum Midash 2SC Ag Insecticide allowed per year: 32.0 fluid ounces/Acre (0.50 lb. AI/Acre) 	
Applications Apply specified dosage of Midash 2SC Ag Insecticide in one of the following methods: <ol style="list-style-type: none"> 1. Chemigation into root-zone through low-pressure drip, tickle, micro-sprinkler or equivalent equipment. For optimum results, apply to newly planted trees or those previously trained to drip, trickle or micro-sprinkler irrigation. Soil should be lightly prewetted to break soil surface tension prior to applications of Midash 2SC Ag Insecticide. Chemigation application can be made separate to normal irrigation but followed by 10 to 20 minutes of additional watering to move Midash 2SC Ag Insecticide into root-zone. Allow 24 hours before initiating subsequent irrigations; 2. Soil surface band spray on both sides of the tree. Bands should overlap at the tree base to create a continuous band within the drip-line area of the tree, to be followed immediately with light sprinkler irrigation sufficient to move the product into the upper portion of the root-zone. This method is suitable for very coarse soils with 0.75% organic matter or less; 3. Drench to base of tree not exceeding one-quart total solution per tree immediately around trunk of tree and extending outward covering the entire fibrous root system of the tree. Only recommended for trees up to 8 feet tall; 4. For control of existing termite infestations, apply specified dosage in 1 to 4 quarts of total solution 	

volume, depending on size of tree, as a drench application to the basal portion of the tree trunk and surrounding soil in the immediate vicinity of the tree trunk;

5. For suppression of citrus nematode, apply specific dosage through low pressure chemigation or soil surface spray only, ensuring complete coverage of the root system and utilizing application directions stated above for the respective application method. Repeated and regular use of Midash 2SC Ag Insecticide over several consecutive growing seasons provides the greatest degree of nematode suppression and yields the greatest plant response.

CITRUS – FOLIAR

Crops of Crop Group 10 including: calamondin, citrus citron, Citrus hybrids (includes chironja, tangelo, and tangor), Grapefruit, Kumquat, Lemon, Lime, Mandarin (tangerine), Pummelo, Orange (sweet and sour), Tangelo, Satsuma mandarin, and other cultivars and/or hybrids of these.

Pests Controlled	Rate (Fl. oz./100 gallons)	Rate (Fl. oz./Acre)
Aphids, Asian citrus psyllid, Black fly, Leafhoppers/Sharpshooters, Leafminers, Mealybugs, Scales, Whiteflies	2.8 to 4.0 (for dilute applications)	8.0 to 16.0 (depending on tree size, target pest and infestation pressure)
Pests Suppressed		
Thrips (foliage-feeding thrips only)	2.8 to 4.0	8.0 to 16.0

Restrictions:

- Pre-Harvest Interval (PHI): 0 days
- Minimum interval between applications: 10 days
- Maximum amount allowed per year: 32.0 fluid ounces/Acre (0.5 lb. AI/Acre)
- **DO NOT** apply during bloom or within 10 days prior to bloom or when bees are foraging.



Applications:

Apply specific dosage of Midash 2SC Ag Insecticide as a broadcast or directed spray to infested area ensuring thorough coverage. Midash 2SC Ag Insecticide may be applied through properly calibrated ground or aerial equipment. Aerial application of Midash 2SC Ag Insecticide may result in slower activity and reduced control to results from ground application.

Scales - time applications to the crawler stage. Treat each generation.

Where concentrated applications are appropriate, increase the spray solution concentration to apply an equivalent rate per acre to that applied in the diluted application. The 20.0 fluid ounce/Acre rate is based on full sized trees. This rate may be reduced proportionally for smaller trees.

COFFEE-SOIL

Pests Controlled	Rate (Fl. oz./Acre)
Aphids, Leafhoppers, Leafminer	16.0 to 32.0
Pests Suppressed	
Scales	16.0 to 32.0

Restrictions:

- Pre-Harvest Interval (PHI): 7 days
- Maximum amount allowed per year: 32.0 fluid ounces/Acre (0.5 lb. AI/Acre)
- **DO NOT** apply pre-bloom or during bloom or when bees are foraging.



Applications:

Apply specified dosage in one of the following methods:

1. Chemigation into root zone through low-pressure drip, trickle, micro-sprinkler or equivalent equipment;
2. Subsurface side-dress shanked into the root zone on both sides of the plants followed by irrigation;
3. Basal, soil drench in sufficient water to insure incorporation into the root zone followed by irrigation.

COFFEE - FOLIAR

Pests Controlled	Rate (Fl. oz./Acre)
Aphids, Leafhoppers, Leafminer	6.4
Pests Suppressed	
Scales	6.4

Restrictions:

- Pre-Harvest Interval (PHI): 7 days
- Minimum interval between applications: 7 days
- Maximum amount allowed per year: 32.0 fluid ounces/ Acre (0.5 lb. AI/Acre)
- **DO NOT** apply pre-bloom or during bloom or when bees are foraging.

**Applications:**

Apply specified dosage of Midash 2SC Ag Insecticide as a broadcast or directed spray to infested area insuring thorough coverage. Midash 2SC Ag Insecticide may be applied through properly calibrated ground or aerial application equipment. Aerial application of Midash 2SC Ag Insecticide may result in slower activity and reduced control relative to results from ground application.

CRANBERRY – SOIL**Pests Controlled****Rate (Fl. oz./Acre)**

Rootgrubs (Scarabaeidae),
Rootworms (Chrysomelidae)

16.0 to 32.0

Restrictions:

- Pre-Harvest Interval (PHI): 30 days
- Maximum amount allowed per year: 32.0 fluid ounces/Acre (0.50 lb. AI/Acre)
- **DO NOT** apply pre-bloom or during bloom or when bees are foraging.

**Applications:**

Apply Midash 2SC Ag Insecticide to moist soil. Apply specified dosage of Midash 2SC Ag Insecticide in one of the following methods:

1. As a soil spray (ground application) directed to the root and crown area using a minimum of 20 gal of water per acre;
2. As a chemigation application with 600 to 1,000 gallons water.

Immediately upon application, Midash 2SC Ag Insecticide must be incorporated into root zone by 0.1 to 0.3 inch water/Acre, either with the chemigation application or through irrigation/rainfall if not applied through chemigation. Inadequate incorporation within 24 hours of application may result in reduced control.

Important Notes: Best control can be achieved by applying post-bloom (after bees removed) to coincide with the early instar larvae stage.

Midash 2SC Ag Insecticide has not been tested for crop response in tank mixes with other registered fungicides or insecticides. If tank mixing is desired, premix a sample of the Midash 2SC Ag Insecticide and the desired fungicide or insecticide partner at labeled rates and apply to a small area. Evaluate crop response with 48 hours and for at least two weeks prior to utilizing the tank mix on larger acreage. If crop injury results from the premix test, do not apply the tank mix to larger acreage. Follow the most restrictive precautions and limitations on the labeling of all products used in mixtures.

GRAPE - SOIL

American bunch grape, Muscadine grape, and Vinifera grape

Pests Controlled**Rate (Fl. oz./Acre)**

European fruit lecanium, Mealybugs,
Leafhoppers/Sharpshooters, Phylloxera* spp.

16.0 to 32.0

Pests / Diseases Suppressed

Grapeleaf skeletonizer, Nematodes, Pierce's Disease

24.0 to 32.0

Restrictions:

- Pre-Harvest Interval (PHI): 30 days
- Maximum Midash 2SC Ag Insecticide allowed per year: 32.0 fluid ounces/Acre (0.50 lb. AI/Acre)

Applications:

Apply specified dosage of Midash 2SC Ag Insecticide in one of the following methods:

1. Chemigation into root-zone through low-pressure drip, trickle, micro-sprinkler or equivalent equipment;
2. Subsurface side-dress shanked into the root-zone on both sides of the plants followed by irrigation;
3. Hill drench in sufficient water to insure incorporation into the root-zone followed by irrigation;

4. For suppression of nematodes, apply 14 fluid ounces in a single application or two 7-fluid ounce applications on a 30 to 45-day interval. Treatments should be made only by 1) chemigation into root zone through above ground low pressure drip, trickle, micro sprinkler or equivalent equipment or 2) French plow technique, followed immediately by sufficient irrigation to move the product into the entire root zone of the plant. Repeated and regular use of Midash 2SC Ag Insecticide over several consecutive growing seasons provides the greatest degree of nematode suppression and yields the greatest plant response.

Important Notes: For optimum results, make application(s) between bud-break and the pea-berry stage. A total of 14 fluid ounces/acre is recommended under the following conditions:

1. Where vigorous vine growth is expected
2. In warmer growing areas
3. Where mealybug and European fruit lecanium populations are expected to be heavy
4. Where vine populations exceed 600 per acre, or
5. For suppression of nematodes
 - Repeated and regular use of Midash 2SC Ag Insecticide over several, consecutive growing seasons controls existing *Phylloxera* infestations over time or prevents *Phylloxera* from becoming established.

GRAPE - FOLIAR

American bunch grape, Muscadine grape, and Vinifera grape

Pests Controlled	Rate (Fl. oz./Acre)
Mealybugs, Leafhoppers/Sharpshooters	2.4 to 3.2
Grapeleaf skeletonizer	3.0 to 3.2
Restrictions:	
<ul style="list-style-type: none"> • Pre-Harvest Interval (PHI): 0 days • Minimum interval between applications: 14 days • Maximum amount allowed per year: 6.4 fluid ounces/Acre (0.1 lb. AI/Acre) 	
Applications:	
Apply specific dosage of Midash 2SC Ag Insecticide as a broadcast or directed spray to infested area ensuring thorough coverage. Midash 2SC Ag Insecticide may be applied through properly calibrated ground or aerial equipment.	
Important Notes: For application on grapes, ground application is recommended.	

HOPS¹ – SOIL

Pests Controlled	Rate (Fl. oz./Acre)
Aphids	19.2
Restrictions:	
<ul style="list-style-type: none"> • Pre-Harvest Interval (PHI): 60 days • Maximum Midash 2SC Ag Insecticide allowed per year: 19.2 fluid ounces/Acre (0.30 lb. AI/Acre) 	
Applications:	
Apply specified dosage of Midash 2SC Ag Insecticide in one of the following methods:	
<ol style="list-style-type: none"> 1. Chemigation into root-zone through low-pressure drip, trickle, micro-sprinkler or equivalent equipment. 2. Subsurface side-dress shanked into the root-zone on both sides of the plants followed by irrigation. 3. Hill drench in sufficient water to insure incorporation into the root-zone followed by irrigation. 	
Use higher rates within the listed rate range where extended residual control is desired or for treating larger vines or vines with dense foliage volume.	
¹ Use not permitted in California unless otherwise directed by state-specific 24(c) labeling.	

HOPS – FOLIAR

Pests Controlled	Rate (Fl. oz./Acre)
Aphids (including woolly apple aphid), Leafhoppers	6.4
Restrictions:	

- Pre-Harvest Interval (PHI): 28 days
- Minimum interval between applications: 21 days
- Maximum amount allowed per year: 19.2 fluid ounces/Acre (0.3 lb. AI/Acre)

POME FRUIT-SOIL

Crops of Crop Group 11 including: Apple, Crabapple, Loquat, Mayhaw, Pear (including Oriental pear), Quince

Pests Controlled	Rate (Fl. oz./Acre)
Aphids (including woolly apple aphid), Leafhoppers	16.0 to 24.0
Restrictions:	
<ul style="list-style-type: none"> • Pre-Harvest Interval (PHI): 21 days • Maximum amount allowed per year: 24.0 fluid ounces/Acre (0.38 lb. AI/Acre) • DO NOT apply pre-bloom or during bloom or when bees are foraging. 	
Applications:	
Apply specified dosage of Midash 2SC Ag Insecticide in the following method:	
<ul style="list-style-type: none"> • Chemigation into root zone through low-pressure drip, trickle, micro-sprinkler or equivalent equipment. 	

**POME FRUIT - FOLIAR**

Crops of Crop Group 11 including: Apple, Crabapple, Loquat, Mayhaw, Pear (including Oriental pear), Quince

Pests Controlled	Rate (Fl. oz./100 gallons)	Rate (Fl. oz./Acre)
Leafhoppers	0.8 to 1.6	3.2 to 6.4
Aphids (except woolly apple aphid), Apple maggot, Leafminers, San Jose scale	1.6	6.4
FOR PEARS ONLY: Mealybugs, Pear psylla	4.0	16.0

Restrictions:

- Pre-Harvest Interval (PHI): 7 days
- Minimum interval between applications: 10 days
- Maximum Midash 2SC Ag Insecticide allowed per year: 32.0 fluid ounces/Acre (0.50 lb. AI/Acre)
- **DO NOT** apply pre-bloom or during bloom or when bees are foraging.

Applications:

Applications targeting apple maggot should be combined with manufacturer's recommended rate of a sticker.

**POMEGRANATE - SOIL**

Pests Controlled	Rate (Fl. oz./Acre)
Aphids, Leafhoppers/Sharpshooters, Whiteflies	16.0 to 32.0
Restrictions:	
<ul style="list-style-type: none"> • Pre-Harvest Interval (PHI): 0 day • Maximum amount allowed per year: 32.0 fluid ounces/Acre (0.5 lb. AI/Acre) • DO NOT apply pre-bloom or during bloom or when bees are foraging. 	
Application:	
Apply specified dosage of Midash 2SC Ag Insecticide in the following method:	
Chemigation into root zone through low-pressure drip, trickle, micro-sprinkler or equivalent equipment.	

**POMEGRANATE - FOLIAR**

Pests Controlled	Rate (Fl. oz./Acre)
Aphids, Leafhoppers/Sharpshooters, Whiteflies	6.4
Pests Suppressed	
Scales	6.4
Restrictions:	
<ul style="list-style-type: none"> • Pre-Harvest Interval (PHI): 7 days • Minimum interval between applications: 7 days 	



- Maximum amount allowed per year: 19.2 fluid ounces/Acre (0.3 lb. AI/Acre)
- **DO NOT** apply pre-bloom or during bloom or when bees are foraging.

STONE FRUIT - SOIL

Crops of Crop Group 12 including: apricot, cherry (including sweet and tart), nectarine, peach, plum (including Chickasaw, Damson and Japanese), Plumcot, prune (fresh and dried)

In-field, Soil Application

Pests Controlled	Rate (Fl. oz./Acre)
Aphids (including woolly apple aphid), Leafhoppers	16.0 to 24.0

Restrictions:

- Pre-Harvest Interval (PHI): 21 days
- Maximum amount allowed per year: 24.0 fluid ounces/Acre (0.38 lb. AI/Acre)
- **DO NOT** apply pre-bloom or during bloom or when bees are foraging.

**Applications:**

Apply specified dosage of Midash 2SC Ag Insecticide in the following method:

Chemigation into root zone through low-pressure drip, trickle, micro-sprinkler or equivalent equipment.

Preplant, Root Drip Application

Pests Controlled	Rate (Fl. oz./10 gallons root-dip solution)
Black peach aphid (infesting roots)	2.0

Important Notes: Mix Midash 2SC Ag Insecticide at 2.0 fluid ounces per 10 gallons of water. Thoroughly wet bare-root transplant to slightly above the graft union by soaking roots in the Midash 2SC Ag Insecticide solution for up to 5 minutes. Allow solution to dry on roots and transplant trees as soon as possible following treatment.

STONE FRUIT - FOLIAR

Crops of Crop Group 12 including: apricot, cherry (including sweet and tart), nectarine, peach, plum (including Chickasaw, Damson and Japanese), Plumcot, prune (fresh and dried)

Pests Controlled	Rate (Fl. oz./100 gallons)	Rate (Fl. oz./Acre)
Aphids, Green June beetle, Japanese beetle, Leafhoppers/Sharpshooters, Plant bugs, Rose chafer, San Jose scale	1.6	3.2 to 6.4
Cherry fruit fly	1.6	4.8 to 6.4
Pests Suppressed		
Plum curculio, Stink bugs	1.6	6.4

Restrictions for Apricot, Nectarine, Peach:

- Pre-Harvest Interval (PHI): 0 days
- Minimum interval between applications: 7 days
- Maximum amount allowed per year: 19.2 fluid ounces/Acre (0.30 lb. AI/Acre)
- Minimum application volume (water): 50 GPA - ground application; 25 GPA - aerial application.
- **DO NOT** apply pre-bloom or during bloom or when bees are foraging.

**Restrictions for Cherries, Plums, Plumcot, Prune:**

- Pre-Harvest Interval (PHI): 7 days
- Minimum interval between applications: 10 days
- Maximum amount allowed per year: 32.0 fluid ounces/Acre (0.50 lb. AI/Acre)
- Minimum application volume (water): 50 GPA - ground application; 25 GPA - aerial application.
- **DO NOT** apply pre-bloom or during bloom or when bees are foraging.

TREE NUTS -SOIL

Crops of Crop Group 14 (except Almond): Beechnut, Brazil nut, Butternut, Cashew, Chestnut, Chinquapin, Filbert, Hickory nut, Macadamia nut, Pecan, Pistachio, Walnut (black and English)

Pests Controlled	Rate (Fl. oz./Acre)
Aphids, Leafhoppers/Sharpshooters, Mealybugs, Spittlebugs, Termites, Whiteflies	16.0 to 32.0
Pests / Diseases Suppressed	

Pecan scab (from reduction in honeydew deposition)	24.0 to 32.0
Thrips (foliage-feeding thrips only)	32.0
<p>Restrictions:</p> <ul style="list-style-type: none"> • DO NOT use in Almonds • Pre-Harvest Interval (PHI): 7 days • Maximum amount allowed per year: 32.0 fluid ounces/Acre (0.50 lb. AI/Acre) • DO NOT apply pre-bloom or during bloom or when bees are foraging. <p>Applications: Apply specified dosage prior to or at onset of pest infestation in one of the following methods:</p> <ol style="list-style-type: none"> 1. Chemigation into root zone through low-pressure drip, trickle, micro-sprinkler or equivalent equipment. Pre-wet soil prior to applications of Midash 2SC Ag Insecticide and allow soil to dry following application and prior to subsequent irrigation; 2. Emitter or spot application in a minimum of 4 fluid ounces of mixture per emitter site; 3. Shank or subsurface side-dress, injected to a depth just above or just within the root zone and between the trunk and drip line of the tree canopy. Midash 2SC Ag Insecticide should be applied in a minimum of 10 gallons per acre using multiple shanks on both sides of trees. Ensure Midash 2SC Ag Insecticide placement is below sod or orchard floor debris. Irrigation covering entire treated area should follow within 48 hours to promote uptake by root system; 4. For control of termites, apply specified dosage to slightly moist soil as a high-volume drench to the basal portion of the tree trunk and surrounding soil in the immediate vicinity of the tree trunk. Utilize sufficient carrier volume to penetrate the soil to a depth of 18 to 24 inches to obtain optimum control. Allow soil to dry following treatment and prior to applying any irrigation. <p>Use the higher rate within the listed rate range when applied by shank or subsurface side-dress, used on larger trees, soils with high clay content, for high plant populations, and/or where extended control is desired.</p> <p>Important Notes: Under some conditions, control may not occur for 14 or more days or until two (2) irrigations have been made. Applications made later in the season may result in reduced efficacy.</p>	



TREE NUTS -FOLIAR

Crops of Crop Group 14 (except Almond): Beechnut, Brazil nut, Butternut, Cashew, Chestnut, Chinquapin, Filbert, Hickory nut, Macadamia nut, Pecan, Pistachio, Walnut (black and English)

Pests Controlled	Rate (Fl. oz./Acre)
Aphids (except Black pecan aphid), Leafhoppers/Sharpshooters, <i>Phylloxera</i> spp. (leaf infestations), Spittlebugs, Whiteflies	2.8 to 5.6
Black pecan aphid, Mealybugs, San Jose scale	6.4
<p>Restrictions:</p> <ul style="list-style-type: none"> • DO NOT use in Almonds. • Pre-Harvest Interval (PHI): 7 days • Minimum interval between applications: 6 days • Maximum amount allowed per year: 23.0 fluid ounces/Acre (0.36 lb. AI/Acre) • Minimum application volume (water): 50 GPA - ground application, 25 GPA - aerial application • DO NOT apply pre-bloom or during bloom or when bees are foraging. <p>Applications: Time applications to control San Jose scale according to crawler stage, treating each successive generation. Two applications on a 10 to 14-day interval may be required to achieve control.</p>	



TROPICAL FRUIT¹ - SOIL

Acerola, Atemoya, Avocado, Biriba, Black sapote, Canistel, Cherimoya, Custard apple, Feijoa, Jaboticaba, Guava, Llama, Longan, Lychee, Mamey sapote, Mango, Papaya, Passionfruit, Persimmon, Pulasan, Rambutan, Sapodila, Soursap, Spanish lime, Star apple, Starfruit, Sugar apple, Wax jambu

Pests Controlled	Rate (Fl. oz./Acre)
Aphids, Avocado lacebugs, Leafhoppers, Whiteflies	24.0 to 32.0
Pests / Diseases Suppressed	
Scales, Thrips (foliage-feeding thrips only)	32.0
Restrictions:	



- Pre-Harvest Interval (PHI): 6 days
- Maximum amount allowed per year: 32.0 fluid ounces/Acre (0.50 lb. AI/Acre)
- **DO NOT** apply pre-bloom or during bloom or when bees are foraging.

Applications:

Apply specified dosage of Midash 2SC Ag Insecticide in the following method:

1. Chemigation into root-zone through low-pressure drip, trickle, micro-sprinkler or equivalent equipment
- ¹Use not permitted in California unless otherwise directed by state-specific 24(c) labeling.

TROPICAL FRUIT - FOLIAR

Acerola, Atemoya, Avocado, Biriba, Black sapote, Canistel, Cherimoya, Custard apple, Feijoa, Jaboticaba, Guava, Llama, Longan, Lychee, Mamey sapote, Mango, Papaya, Passionfruit, Persimmon, Pulasan, Rambutan, Sapodila, Soursap, Spanish lime, Star apple, Starfruit, Sugar apple, Wax jambu

Pests Controlled	Rate (Fl. oz./Acre)
Aphids, Leafhoppers/Sharpshooters, Mealybugs, Thrips (foliage-feeding thrips only), Whiteflies	6.4
Pests Suppressed	
Scales	6.4

Restrictions:

- Pre-Harvest Interval (PHI): 7 days
- Minimum interval between applications: 10 days
- Maximum amount allowed per year: 32.0 fluid ounces/Acre (0.50 lb. AI/Acre)
- **DO NOT** apply pre-bloom or during bloom or when bees are foraging.



**OTHER CROPS - FOLIAR
APPLICATION INSTRUCTIONS**

Apply specified rate per acre as a broadcast or directed foliar spray as pest populations begin to build. Thorough uniform coverage is necessary to achieve optimal control. A spray adjuvant may be used to improve coverage. Midash 2SC Ag Insecticide may not knock down established and heavy insect populations. Two applications may be required to achieve control. Scout fields and retreat if needed. Midash 2SC Ag Insecticide may be tank mixed with other insecticides for knock down of pests or for improved control of other pests. Follow the most restrictive precautions and limitations on the labeling of all products used in mixtures.

CHRISTMAS TREE - SOIL

Pests Controlled	Rate (Fl. oz./Acre)
White grub complex (damage from grubs of Asiatic garden beetle, European and Masked chafer, Japanese beetle and oriental beetle)	16.0 to 32.0

Restriction:

- Maximum amount allowed per year: 32.0 fluid ounces/Acre (0.5 lb. AI/Acre)

Applications:

Soil incorporation and movement of Midash 2SC Ag Insecticide to the root zone is required for activity. Midash 2SC Ag Insecticide can be incorporated most readily when applied to moist soil. Apply specified dosage in one of the following methods;

1. Chemigation into root zone through low-pressure drip, trickle, micro-sprinkler or equivalent equipment;
2. 18-inch band on each side of the row (small trees) to full broadcast application (large trees) followed by rainfall or 0.25 to 1 inch of irrigation within 12 hours after application.

Important Notes: For optimal grub control, apply Midash 2SC Ag Insecticide during adult flight activity, or up to mid-July, when first instar larvae are present.

CHRISTMAS TREE - FOLIAR

Pests Controlled	Rate (Fl. oz./Acre)
-------------------------	----------------------------

Aphids, Adelgids, Sawflies	3.2 to 6.4
Restrictions: <ul style="list-style-type: none"> • Minimum interval between applications: 7 days • Maximum amount allowed per year: 32.0 fluid ounces/Acre (0.50 lb. AI/Acre) Applications: <p>Apply specific dosage of Midash 2SC Ag Insecticide as a broadcast or directed spray to infested area ensuring thorough coverage. Midash 2SC Ag Insecticide may be applied through properly calibrated ground or aerial equipment. Aerial application of Midash 2SC Ag Insecticide may result in slower activity and reduced control relative to results from ground application.</p> <p>Gall-forming adelgids - time applications to coincide with full bud-swell or first bud-break of earliest bud-breaking trees. Once galls form spraying will be ineffective.</p>	

POPLAR/COTTONWOOD – SOIL¹

Includes: members of the genus *Populus* grown for pulp or timber

Pests Controlled	Rate (Fl. oz./Acre)
Aphids, Cottonwood leaf beetle	16.0 to 32.0
Pests / Diseases Suppressed	
<i>Phylloxera popularia</i>	16.0 to 32.0
Restrictions: <ul style="list-style-type: none"> • Maximum amount allowed at-plant per year: 32.0 fluid ounces/Acre (0.50 lb. AI/Acre) • DO NOT apply pre-bloom or during bloom or when bees are foraging. 	
Applications: <p>Apply specified dosage of Midash 2SC Ag Insecticide in one of the following methods:</p> <ol style="list-style-type: none"> 1. Chemigation through low-pressure drip irrigation. 2. For narrow row, cutting orchards/nurseries used for plant propagation, shank into root zone followed by adequate irrigation to promote uptake. Adequate irrigation depends on soil moisture level at application. Under dry conditions 0.25 inch/acre is recommended. <p>For Cottonwood leaf beetle, protection against damage will occur when application is made early-season, when the beetles first begin feeding. Larger trees may require earlier treatment as a result of slower uptake. For <i>Phylloxera</i>, apply early in the year, from break of dormancy through May.</p> <p>¹Use not permitted in California unless otherwise directed by state-specific 24(c) labeling.</p>	



Cutting/Whip Application Instructions. See details above for Field Application Instructions.¹

Pests Controlled	Cutting Whip Soaking Solution (Fl. oz. of Midash 2SC Ag Insecticide needed per 100 gallons)
Cottonwood leaf beetle	13.3 to 26.6 (unhydrated cuttings/whips) 26.6 to 40.1 (partially hydrated cuttings/whips)
Pests / Diseases Suppressed	
Aphids <i>Phylloxera popularia</i>	13.3 to 26.6 (unhydrated cuttings/whips) 26.6 to 40.1 (partially hydrated cuttings/whips)
Restrictions: <ul style="list-style-type: none"> • Maximum amount allowed at-plant per year: 32.0 fluid ounces/Acre (0.50 lb. AI/Acre) Applications: <p>Apply Midash 2SC Ag Insecticide in one of the following cuttings/whips soaking methods:</p> <ol style="list-style-type: none"> 1. For freshly cut (hydrated) cuttings/whips, soak plant material in specified solution concentration for 24 hours prior to cold storage. After removal from cold storage, plant as needed. 2. For previously hydrated cuttings/whips removed from cold storage, allow plant material to reach room temperature and soak in specified solution concentration for 24 hours prior to planting. <p>Proper care should be taken in disposal of any residual soaking solution. Solution may be applied to existing trees or other registered crops as long as all product label precautions and restrictions are observed.</p> <p>Important Notes: Moisture content of cuttings/whips prior to application, the solution concentration and the length of soaking interval interact to affect the amount of product absorbed into plant material. For a constant</p>	

soaking interval of 24 hours, drier cuttings/whips absorb a higher quantity of solution and require a lower concentration. Conversely, more hydrated cuttings/whips absorb less solution and require a higher concentration. Soaking of cuttings/whips should occur in a covered container in absence of UV light. Not all *Populus* sp. clones/varieties/hybrids have been tested for crop safety. Without specific knowledge about a particular *Populus* sp. clone/variety/hybrid, a small number of cuttings/whips of each should be treated and evaluated prior to commercial use.

¹Use not permitted in California unless otherwise directed by state-specific 24(c) labeling.

POPLAR/COTTONWOOD – FOLIAR¹

Includes: members of the genus *Populus* grown for pulp or timber

Pests Controlled	Rate (Fl. oz./Acre)
Aphids, Leaf beetles	3.2 to 6.4

Restrictions:

- Minimum interval between applications: 10 days
- Maximum amount allowed per year: 32.0 fluid ounces/ Acre (0.50 lb. AI/Acre)
- **DO NOT** apply pre-bloom or during bloom or when bees are foraging.



¹Use not permitted in California unless otherwise directed by state-specific 24(c) labeling.

STORAGE AND DISPOSAL

Do not contaminate water, food, or feed by storage or disposal.

PESTICIDE STORAGE: Store in a cool, dry place and in such a manner as to prevent cross contamination with other pesticides, fertilizers, food, and feed. Store in original container and out of the reach of children, preferably in a locked storage area.

Handle and open container in a manner as to prevent spillage. If the container is leaking, invert to prevent leakage. If container is leaking or material spilled for any reason or cause, carefully dam up spilled material to prevent runoff. Refer to Precautionary Statements on label for hazards associated with the handling of this material. Do not walk through spilled material. Absorb spilled material with absorbing type compounds and dispose of as directed for pesticides below. In spill or leak incidents, keep unauthorized people away.

PESTICIDE DISPOSAL: Wastes resulting from the use of this product may be disposed of on site or at an approved waste disposal facility.

CONTAINER DISPOSAL:

[Nonrefillable Containers 5 Gallons or Less] Nonrefillable container. DO NOT reuse or refill this container. Offer for recycling if available. Triple rinse container (or equivalent) promptly after emptying. Triple rinse as follows: Empty the remaining contents into application equipment or a mix tank and drain for 10 seconds after the flow begins to drip. Fill the container 1/4 full with water and recap. Shake for 10 seconds. Pour rinsate into application equipment or a mix tank or store rinsate for later use or disposal. Drain for 10 seconds after the flow begins to drip. Repeat this procedure two more times. Then offer for recycling or reconditioning, or puncture and dispose of in a sanitary landfill, or by other procedures approved by State and local authorities.

[Nonrefillable containers larger than 5 gallons] Nonrefillable container. DO NOT reuse or refill this container. Offer for recycling if available. Triple rinse or pressure rinse container (or equivalent) promptly after emptying. **Triple rinse as follows:** Empty the remaining contents into application equipment or a mix tank. Fill the container 1/4 full with water. Replace and tighten closures. Tip container on its side and roll it back and forth, ensuring at least one complete revolution, for 30 seconds. Stand the container on its end and tip it back and forth several times. Turn the container over onto its other end and tip it back and forth several times. Empty the rinsate into application equipment or a mix tank or store rinsate for later use or disposal. Repeat this procedure two more times. **Pressure rinse as follows:** Empty the remaining contents into application equipment or a mix tank and continue to drain for 10 seconds after the flow begins to drip. Hold container upside down over application equipment or mix tank and continue to drain for 10 seconds after the flow begins to drip. Hold container upside down over application equipment or mix tank or collect rinsate for later use or

disposal. Insert pressure rinsing nozzle in the side of the container, and rinse at about 40 psi for at least 30 seconds. Drain for 10 seconds after the flow begins to drip. Then offer for recycling or reconditioning, or puncture and dispose of in a sanitary landfill, or by other procedures approved by State and local authorities.

IMPORTANT: READ BEFORE USE

Read the entire Directions for Use, Conditions, Disclaimer of Warranties and Limitations of Liability before using this product. If terms are not acceptable, return the unopened product container at once.

By using this product, user or buyer accepts the following Conditions, Disclaimer of Warranties and Limitations of Liability.

CONDITIONS: The directions for use of this product are believed to be adequate and must be followed carefully. However, it is impossible to eliminate all risks associated with the use of this product. Crop injury, ineffectiveness or other unintended consequences may result because of such factors as weather conditions, presence of other materials, or the manner of use or application, all of which are beyond the control of Sharda USA LLC. To the extent consistent with applicable law, all such risks shall be assumed by the user or buyer.

DISCLAIMER OF WARRANTIES: TO THE EXTENT CONSISTENT WITH APPLICABLE LAW, SHARDA USA LLC MAKES NO OTHER WARRANTIES, EXPRESS OR IMPLIED, OF MERCHANTABILITY OR OF FITNESS FOR A PARTICULAR PURPOSE OR OTHERWISE, THAT EXTEND BEYOND THE STATEMENTS MADE ON THIS LABEL. No agent of Sharda USA LLC is authorized to make any warranties beyond those contained herein or to modify the warranties contained herein. TO THE EXTENT CONSISTENT WITH APPLICABLE LAW, SHARDA USA LLC DISCLAIMS ANY LIABILITY WHATSOEVER FOR SPECIAL, INCIDENTAL OR CONSEQUENTIAL DAMAGES RESULTING FROM THE USE OR HANDLING OF THIS PRODUCT.

LIMITATIONS OF LIABILITY: TO THE EXTENT CONSISTENT WITH APPLICABLE LAW, THE EXCLUSIVE REMEDY OF THE USER OR BUYER FOR ANY AND ALL LOSSES, INJURIES OR DAMAGES RESULTING FROM THE USE OR HANDLING OF THIS PRODUCT, WHETHER IN CONTRACT, WARRANTY, TORT, NEGLIGENCE, STRICT LIABILITY OR OTHERWISE, SHALL NOT EXCEED THE PURCHASE PRICE PAID, OR AT SHARDA USA LLC'S ELECTION, THE REPLACEMENT OF PRODUCT.

- Bidrin 8 is a registered trademark of Amvac Chemical Corporation