



U.S. ENVIRONMENTAL PROTECTION AGENCY

Office of Pesticide Programs
Registration Division (7505P)
1200 Pennsylvania Ave., N.W.
Washington, D.C. 20460

EPA Reg. Number:

83520-42

Date of Issuance:

9/8/16

NOTICE OF PESTICIDE:

Registration
 Reregistration
(under FIFRA, as amended)

Term of Issuance:

Unconditional

Name of Pesticide Product:

Tacoma Ag Fomesafen 2.0

Name and Address of Registrant (include ZIP Code):

Jennifer Yentel
Agent for Tacoma Ag, LLC
c/o Pyxis Regulatory Consulting, Inc.
4110 136th St. Ct NW
Gig Harbor, WA 98332

Note: Changes in labeling differing in substance from that accepted in connection with this registration must be submitted to and accepted by the Registration Division prior to use of the label in commerce. In any correspondence on this product always refer to the above EPA registration number.

On the basis of information furnished by the registrant, the above named pesticide is hereby registered under the Federal Insecticide, Fungicide and Rodenticide Act.

Registration is in no way to be construed as an endorsement or recommendation of this product by the Agency. In order to protect health and the environment, the Administrator, on his motion, may at any time suspend or cancel the registration of a pesticide in accordance with the Act. The acceptance of any name in connection with the registration of a product under this Act is not to be construed as giving the registrant a right to exclusive use of the name or to its use if it has been covered by others.

This product is unconditionally registered in accordance with FIFRA section 3(c)(5) provided that you:

1. Submit and/or cite all data required for registration/reregistration/registration review of your product when the Agency requires all registrants of similar products to submit such data.
2. The data requirements for storage stability and corrosion characteristics (Guidelines 830.6317 and 830.6320) are not satisfied. A one year study is required to satisfy these data requirements. You have 18 months from the date of registration to provide these data.

Signature of Approving Official:

Erik Kraft, Acting Product Manager 24
Fungicide and Herbicide Branch, Registration Division (7505P)

Date:

9/8/16

3. Make the following label changes before you release the product for shipment:
 - Revise the EPA Registration Number to read, “EPA Reg. No. 83520-42.”
4. Submit one copy of the revised final printed label for the record before you release the product for shipment.

Should you wish to add/retain a reference to the company’s website on your label, then please be aware that the website becomes labeling under the Federal Insecticide Fungicide and Rodenticide Act and is subject to review by the Agency. If the website is false or misleading, the product would be misbranded and unlawful to sell or distribute under FIFRA section 12(a)(1)(E). 40 CFR 156.10(a)(5) list examples of statements EPA may consider false or misleading. In addition, regardless of whether a website is referenced on your product’s label, claims made on the website may not substantially differ from those claims approved through the registration process. Therefore, should the Agency find or if it is brought to our attention that a website contains false or misleading statements or claims substantially differing from the EPA approved registration, the website will be referred to the EPA’s Office of Enforcement and Compliance.

If these conditions are not complied with, the registration will be subject to cancellation in accordance with FIFRA section 6. Your release for shipment of the product constitutes acceptance of these conditions. A stamped copy of the label is enclosed for your records. Please also note that the record for this product currently contains the following CSFs:

- Basic CSF dated 06/07/2016
- Alternate CSF 1 dated 06/07/2016
- Alternate CSF 2 dated 06/07/2016
- Alternate CSF 3 dated 06/07/2016
- Alternate CSF 4 dated 06/07/2016

If you have any questions, please contact Lisa Pahel by phone at (703) 347-0459, or via email at pahel.lisa@epa.gov.

Enclosure: Product Chemistry Memorandum dated 08/31/2016, DP#434434; Similarity Clinic Memorandum dated 06/21/2016, DP#434258

[Note to Reviewer: [Text] in brackets denotes optional text].
 [Note to Reviewer: {Text} in braces denotes where in the final label text will appear].

{BOOKLET FRONT PANEL LANGUAGE}

GROUP 14 HERBICIDE

Tacoma Ag Fomesafen 2.0

For Control of Certain Weeds in Cotton, Dry Beans, Potatoes, Snap Beans, and Soybeans

ACTIVE INGREDIENT:

Sodium salt of fomesafen

5-[2-chloro-4-(trifluoromethyl)phenoxy]-N-(methylsulfonyl)-2-nitrobenzamide22.8%*

OTHER INGREDIENTS:77.2%

TOTAL:100.0%

*Equivalent to 21.7% or 2 pounds of fomesafen per gallon.

This product is formulated as a soluble liquid.

KEEP OUT OF REACH OF CHILDREN DANGER/PELIGRO

Si usted no entiende la etiqueta, busque a alguien para que se la explique a usted en detalle. (If you do not understand the label, find someone to explain it to you in detail.)

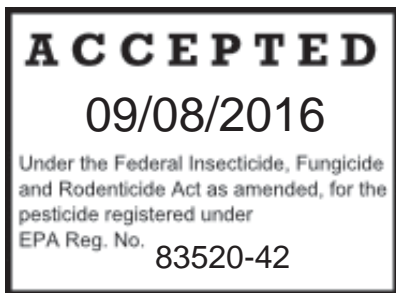
| FIRST AID | |
|---|---|
| IF IN EYES: | <ul style="list-style-type: none"> Hold eye open and rinse slowly and gently with water for 15-20 minutes. Remove contact lenses, if present, after the first 5 minutes, then continue rinsing. Call a poison control center or doctor for treatment advice. |
| IF SWALLOWED: | <ul style="list-style-type: none"> Call a poison control center or doctor immediately for treatment advice. Have person sip a glass of water if able to swallow. Do not induce vomiting unless told to do so by the poison control center or doctor. Do not give anything to an unconscious person. |
| IF ON SKIN OR CLOTHING: | <ul style="list-style-type: none"> Take off contaminated clothing. Rinse skin immediately with plenty of water for 15-20 minutes. Call a poison control center or doctor for treatment advice. |
| IF INHALED: | <ul style="list-style-type: none"> Move person to fresh air. If person is not breathing, call 911 or an ambulance, then give artificial respiration, preferably by mouth-to-mouth, if possible. Call a poison control center or doctor for further treatment advice. |
| Have the product container or label with you when calling a poison control center or doctor, or going for treatment. You may also contact 1-800-424-9300 for emergency medical treatment information. | |
| NOTE TO PHYSICIAN: Probable mucosal damage may contraindicate the use of gastric lavage. | |

[See inside label booklet for additional Precautionary Statements and Directions for Use including Storage and Disposal instructions.]

EPA Reg. No. 83520-xx

EPA Est. No.

Net Contents:



Manufactured for:
 Tacoma Ag, LLC
 P.O. Box 14073
 Durham, NC 27709

{LANGUAGE INSIDE BOOKLET}

**PRECAUTIONARY STATEMENTS
HAZARDS TO HUMANS AND DOMESTIC ANIMALS**

Danger. Corrosive. Causes irreversible eye damage. Harmful if swallowed. Prolonged or frequently repeated skin contact may cause allergic reactions in some individuals.

PERSONAL PROTECTIVE EQUIPMENT (PPE)

Applicators and other handlers must wear:

- Long-sleeved shirt and long pants
- Chemical-resistant gloves such as barrier laminate or Viton
- Shoes plus socks
- Protective eyewear

In addition, for aerial applications, mixers and loaders handling more than 140 gallons of this product in any single workday must wear:

- Dust/mist filtering NIOSH-approved respirator with any N, R, P, or HE filter.

Discard clothing and other absorbent materials that have been drenched or heavily contaminated with this product's concentrate. Do not reuse them. Follow manufacturer's instructions for cleaning/maintaining PPE. If no such instructions for washables, use detergent and hot water. Keep and wash PPE separately from other laundry.

ENGINEERING CONTROLS

When handlers use closed systems, enclosed cabs, or aircraft in a manner that meets the requirements listed in the Worker Protection Standard (WPS) for agricultural pesticides [40 CFR 170.240(d)(4-6)], the handler PPE requirements may be reduced or modified as specified in the WPS.

USER SAFETY RECOMMENDATIONS

Users should:

- Wash hands thoroughly with soap and water after handling and before eating, drinking, chewing gum, using tobacco or using the toilet.
- Remove clothing/PPE immediately if pesticide gets inside. Then wash thoroughly and put on clean clothing.
- Remove PPE immediately after handling this product. Wash the outside of gloves before removing. As soon as possible, wash thoroughly and change into clean clothing.

ENVIRONMENTAL HAZARDS

Do not apply directly to water, or to areas where surface water is present, or to intertidal areas below the mean high water mark. Do not contaminate water when disposing of equipment washwater or rinsate. Do not apply when weather conditions favor drift from target area.

Groundwater Advisory

This chemical has properties and characteristics associated with chemicals detected in groundwater. This chemical may leach into groundwater if used in areas where soils are permeable, particularly where the water table is shallow.

Surface Water Advisory

This product may impact surface water quality due to spray drift and runoff of rain water. This is especially true for poorly draining soils and soils with shallow ground water. This product is classified as having high potential for reaching surface water via runoff for several months after application. A level, well-maintained vegetative buffer strip between areas to which this product is applied and surface water features such as ponds, streams, and springs will reduce the potential loading of fomesafen from runoff water and sediment. Runoff of this product will be reduced by avoiding applications when rainfall is forecasted to occur within 48 hours. See the manual for "Conservation Buffers to Reduce Pesticide Losses" at the following internet address: <http://www.wsi.nrcs.usda.gov/products/W2Q/pest/core4.html>.

DIRECTIONS FOR USE

It is a violation of Federal law to use this product in a manner inconsistent with its labeling.

Do not apply this product in a way that will contact workers or other persons, either directly or through drift. Only protected handlers may be in the area during application. For any requirements specific to your State or Tribe, consult the agency responsible for pesticide regulation.

AGRICULTURAL USE REQUIREMENTS

Use this product only in accordance with its labeling and with the Worker Protection Standard (WPS), 40 CFR part 170. This Standard contains requirements for the protection of agricultural workers on farms, forests, nurseries, and greenhouses, and handlers of agricultural pesticides. It contains requirements for training, decontamination, notification, and emergency assistance. It also contains specific instructions and exceptions pertaining to the statements on this label about personal protective equipment (PPE), and restricted-entry interval (REI). The requirements in this box only apply to uses of this product that are covered by the WPS.

Do not enter or allow worker entry into treated areas during the restricted entry interval (REI) of 24 hours.

PPE required for early entry to treated areas that is permitted under the WPS and that involves contact with anything that has been treated, such as plants, soil, or water, is:

- Coveralls
- Chemical-resistant gloves such as barrier laminate or Viton
- Shoes plus socks
- Protective eyewear

PRODUCT INFORMATION

Read the label before using this product.

This product is a selective herbicide which may be applied preplant surface, preemergence and/or postemergence for control or partial control of broadleaf weeds, grasses and sedges in cotton, dry beans, potatoes, snap beans and soybeans.

Preplant Surface and Preemergence Applications

Certain germinating broadleaf weeds, grasses and sedges can be controlled or partially controlled by soil residual activity from either preplant surface or preemergence applications of this product. Moisture is necessary to activate this product in soil for residual weed control. Dry weather following applications of this product may reduce effectiveness. When adequate moisture is not received after application of this product, weed control may be improved by overhead irrigation with at least one-fourth inch of water.

Postemergence Applications

This product is generally most effective when used postemergence, working through contact action. Therefore, emerged weeds must have thorough spray coverage for effective control. Best broad-spectrum postemergence control of susceptible broadleaf weeds is obtained when this product is applied early to actively growing weeds. This usually occurs within 14 to 28 days after planting. Refer to the weed control tables for specific directions on weed growth stages and rates. Some bronzing, crinkling or spotting of labeled crop leaves may occur following postemergence applications, but labeled crops soon outgrow these effects and develop normally.

Soil Characteristics

Application of this product to soils with high organic matter and/or high clay content may require higher rates than soils with low organic matter and/or low clay content. Refer to the **Regional Use Map**, weed control tables, and specific crop use sections for directions on use rates based on soil texture.

Environmental and Agronomic Conditions

Always apply this product under favorable environmental conditions that promote active weed growth. Avoid applying this product to weeds or labeled crops which are under stress from drought, extreme temperatures, excessive water, low humidity, low soil fertility, mechanical or chemical injury as reduced weed control and/or increased crop injury may result.

Rainfastness

This product requires a 1-hour rain-free period for best results when applied postemergence.

Cultivation

Cultivation prior to postemergence application is not recommended. Cultivation may put weeds under stress, reducing weed control. Timely cultivation 1 to 3 weeks after applying this product may assist weed control.

Information of Weed Resistance

This product is a Group 14 herbicide.

Naturally occurring biotypes of certain broadleaf species with resistance to this herbicide and related products (same mode of action) are known to exist. Selection of resistant biotypes, through repeated use of these herbicides, may result in control failures.

If poor performance cannot be attributed to adverse weather conditions or improper application methods, a resistant biotype may be present. In such a case, additional treatments with this herbicide or similar mode of action products are not recommended. Consult your local company representative or agricultural advisor for assistance.

APPLICATION DIRECTIONS

Drift Management

Avoiding spray drift at the application site is the responsibility of the applicator and the grower. The interaction of many equipment and weather-related factors determines the potential for spray drift. The applicator and grower must consider the interaction of equipment and weather-related factors to ensure that the potential for drift to sensitive non-target plants is minimal.

This pesticide must only be applied when the potential for drift to adjacent sensitive areas (e.g., residential areas, bodies of water, nontarget plants) is minimal (i.e., when the wind is blowing away from the sensitive area).

Spray Additives

Only spray additives cleared for use on growing crops under 40 CFR 180 may be used in spray mixture.

For Postemergence Applications Always Add One of the Following Except in Tank Mix with Products Prohibiting Spray Additives:

Nonionic Surfactant (NIS) – Use NIS containing at least 80% active ingredient at 0.25 to 0.5% v/v (1 to 2 qts per 100 gallons) of the finished spray volume.

Crop Oil Concentrate (COC) – Use a non-phytotoxic COC containing 15 to 20% approved emulsifier, at 0.5 to 1% v/v (2 to 4 qts. per 100 gallons) of finished spray volume. COC can improve weed control but may slightly reduce crop tolerance.

Other Adjuvants – Adjuvants other than COC or NIS may be used providing the product meets the following criteria:

1. Contains only EPA exempt ingredients.
2. It is non-phytotoxic to the target crop.
3. It is compatible in mixture. (May be established through a jar test.)
4. It is supported locally for use with this product on the target crop through proven field trials and through university and extension recommendations.

Note: No adjuvants are needed for preplant surface or preemergence applications unless this product is being used in a burndown.

Recommended Mixing Order:

1. Fill the spray tank with half required amount of water and begin agitation. *
2. Add dry pesticide formulations.
3. Add this product.
4. Add liquid pesticide formulations.
5. Add adjuvant and fertilizer (if used).
6. Add remainder of water and then maintain constant agitation.

* Compatibility agent, 1 gallon per 500 gallons of water or 0.2% v/v, may be added as needed.

Tank-Mix Compatibility Test

A jar test is recommended prior to tank mixing to ensure compatibility of this product with mixture partners. Add proportional amounts of tank mixture components in a clear quart jar one at a time in the recommended mixing order. Gently shake or invert capped jar and let stand for 15-30 minutes. If the mixture clumps, forms flakes, oily films or layers or other precipitates, it is not compatible and the tank mixture must not be used.

GROUND APPLICATION

Preplant Surface and Preemergence Application – Use a minimum of 10 gallons per acre. Nozzle selection should meet manufacturer’s gallonage and pressure specifications for preplant surface or preemergence applications.

Postemergence Application – Use sufficient spray volume and pressure to ensure complete coverage of the target weed. A spray volume of 10 to 20 gallons per acre and 30 to 60 psi at the nozzle tip is recommended. On large weeds and/or dense foliage, use 60 psi and a minimum of 20 gallons per acre to ensure coverage of weed foliage.

The use of flat fan nozzles will result in the most effective postemergence application of this product. Use nozzles that are set up to deliver medium quality spray (ASAE Standard S-572).

DO NOT USE FLOOD TYPE OR OTHER SPRAY NOZZLES, WHICH DELIVER COARSE, LARGE DROPLET SPRAYS.

BAND APPLICATION

Calculate the amount of herbicide and water volume needed for postemergence band treatment using the following formula:

$$\begin{array}{l} \frac{\text{Band width in inches}}{\text{Row width in inches}} \times \text{Broadcast rate} = \text{Band herbicide rate} \\ \text{per acre} \qquad \qquad \qquad \text{per acre} \\ \frac{\text{Band width in inches}}{\text{Row width in inches}} \times \text{Broadcast volume} = \text{Band herbicide rate} \\ \text{per acre} \qquad \qquad \qquad \text{per acre} \end{array}$$

Note: Thorough weed coverage is important for postemergent control. Best coverage is obtained with a minimum of two nozzles, one directed to each side of the planted row. Application with a single nozzle directed over the top of the row is not recommended for postemergence applications but is suitable for preemergence applications. Cultivation of untreated areas may be needed following band applications. When making postemergence band applications and cultivating in the same operation, position nozzles in advance of the cultivation device. This will reduce dust in the spray area. Dust can intercept spray, reducing weed coverage resulting in less than adequate weed control.

AERIAL APPLICATION

Use sufficient spray volume and pressure to ensure complete coverage of the target. A minimum of 5 gallons per acre of spray mixture must be applied with a maximum of 40 PSI pressure. When broadleaf weed foliage is dense, use a minimum of 10 gallons per acre to ensure coverage of weed foliage.

DO NOT APPLY THIS PRODUCT THROUGH ANY TYPE OF IRRIGATION SYSTEM, EXCEPT CENTER PIVOT SYSTEMS.

CENTER PIVOT IRRIGATION APPLICATION

This product alone or in tank mixture with other herbicides on this label, which are registered for center pivot application, may be applied in irrigation water preemergence (after planting but before weeds or crop emerge) at rates specified on this label. This product also may be applied postemergence to the crop and preemergence to weeds in crops where postemergence applications are allowed on this label. Follow all restrictions (height, timing, rate, etc.) to avoid illegal residues. Apply this product only through a center pivot irrigation system. Do not apply this product through any other type of irrigation system. Crop injury, lack of effectiveness, or illegal pesticide residues in the crop can result from non-uniform distribution of treated water. If you have questions about calibration, you should contact State Extension specialists, equipment manufacturers, or other experts. Do not connect an irrigation system (including greenhouse systems) used for pesticide application to a public water system, unless the pesticide label-prescribed safety devices for public water systems are in place. A person knowledgeable

of the chemigation system and responsible for its operation, or under the supervision of the responsible person, shall shut the system down and make necessary adjustments should the need arise.

Operating Instructions

- The system must contain a functional check-valve, vacuum relief valve, and low pressure drain appropriately located on the irrigation pipeline to prevent water-source contamination from backflow.
- The pesticide injection pipeline must contain a functional, automatic, quick-closing check-valve to prevent the flow of fluid back toward the injection pump.
- The pesticide injection pipeline must also contain a functional, normally closed, solenoid-operated valve located on the intake side of the injection pump and connected to the system interlock to prevent fluid from being withdrawn from the supply tank when the irrigation system is either automatically or manually shut down.
- The system must contain functional interlocking controls to automatically shut off the pesticide injection pump when the water pump motor stops.
- The irrigation line or water pump must include a functional pressure switch which will stop the water pump motor when the water pressure decreases to the point where pesticide distributions are adversely affected.
- Systems must use a metering pump, such as a positive displacement injection pump (e.g., diaphragm pump or piston pump), effectively designed and constructed of materials that are compatible with pesticides and capable of being fitted with a system interlock.
- Do not apply when wind speed favors drift beyond the area intended for treatment.
- Prepare a mixture with a minimum of 1 part water to 1 part herbicide(s) and inject this mixture into the center pivot system. Injecting a larger volume of a more dilute mixture per hour will usually provide more accurate calibration of equipment. Maintain sufficient agitation to keep the herbicide in suspension.
- Meter into irrigation water during entire period of water application.
- Apply in ½ to 1 inch of water. Use the lower water volume (1/2 inch) on coarser soils and the higher volume (1 inch) on fine-textured soils. More than 1 inch of water at application may reduce weed control by moving the herbicide below the effective zone in the soil.

Precautions for center pivot applications: Where sprinkler distribution patterns do not overlap sufficiently, unacceptable weed control may result. Where sprinkler distribution patterns overlap excessively, crop injury may result.

Posting of areas to be chemigated is required when 1) any part of a treated area is within 300 feet of sensitive areas such as residential areas, labor camps, businesses, day care centers, hospitals, in-patient clinics, nursing homes or any public areas such as schools, parks, playgrounds, or other public facilities not including public roads, or 2) when the chemigated area is open to the public such as golf courses or retail greenhouses.

Posting must conform to the following requirements. Treated areas shall be posted with signs at all usual points of entry and along likely routes of approach from the listed sensitive area. When there are no usual points of entry, signs must be posted in the corners of the treated areas and in any other locations affording maximum visibility to sensitive areas. The printed side of the sign should face away from the treated area towards the sensitive area. The signs shall be printed in English. Signs must be posted prior to application and must remain posted until foliage has dried and soil surface water has disappeared. Signs may remain in place indefinitely as long as they are composed of materials to prevent deterioration and maintain legibility for the duration of the posting period.

All words shall consist of letters at least 2.5 inches tall, and all letters and the symbol shall be a color which sharply contrasts with their immediate background. At the top of the sign shall be the words KEEP OUT, followed by an octagonal stop sign symbol at least 8 inches in diameter containing the word STOP. Below the symbol shall be the words PESTICIDES IN IRRIGATION WATER.

Posting required for chemigation does not replace other posting and reentry interval requirements for farm worker safety.

Specific Instructions for Public Water Systems

1. Public water systems means a system for the provision to the public of piped water for human consumption if such system has at least 15 service connections or regularly serves an average of at least 25 individuals daily at least 60 days out of the year.
2. Chemigation systems, connected to public water systems must contain a functional, reduced-pressure zone, back-flow preventer (RPZ) or the functional equivalent in the water supply line upstream from the point of pesticide

introduction. As an option to the RPZ, the water from the public water system should be discharged into a reservoir tank prior to pesticide introduction. There shall be a complete physical break (air gap) between the outlet end of the fill pipe and the top or overflow rim of the reservoir tank of at least twice the inside diameter of the fill pipe.

3. The pesticide injection pipeline must contain a functional, automatic, quick-closing check valve to prevent the backflow of fluid back toward the injection pump.
4. The pesticide injection pipeline must contain a functional, normally closed, solenoid-operated valve located on the intake side of the injection pump and connected to the system interlock to prevent fluid from being withdrawn from the supply tank when the irrigation system is either automatically or manually shut down.
5. The system must contain functional interlocking controls to automatically shut off the pesticide injection pump when the water pump stops, or in cases where there is no water pump, when the water pressure decreases to the point where pesticide distribution is adversely affected.
6. Systems must use a metering pump, such as a positive displacement injection pump (e.g., diaphragm pump) effectively designed and constructed of materials that are compatible with pesticides and capable of being fitted with a system interlock.
7. Do not apply when wind speed favors drift beyond the area intended for treatment.

RESTRICTIONS

- Do not use on potatoes in Nassau and Suffolk Counties, New York.
- Do not make ground or aerial application during temperature inversions.
- A maximum of 1.5 pints of this product (or a maximum of 0.375 lb. a.i. per acre of fomesafen from any product containing fomesafen) may be applied per acre per year in Region 1 (see **Regional Use Map**).
- A maximum of 1.5 pints of this product (or a maximum of 0.375 lb. a.i. per acre of fomesafen from any product containing fomesafen) may be applied per acre in ALTERNATE years in Region 2 (see **Regional Use Map**).
- A maximum of 1.25 pints of this product (or a maximum of 0.313 lb. a.i. per acre of fomesafen from any product containing fomesafen) may be applied per acre in ALTERNATE years in Region 3 (see **Regional Use Map**).
- A maximum of 1 pint of this product (or a maximum of 0.25 lb. a.i. per acre of fomesafen from any product containing fomesafen) may be applied per acre in ALTERNATE years in Region 4 (see **Regional Use Map**).
- A maximum of 1 pint of this product (or a maximum of 0.25 lb a.i. per acre of fomesafen from any product containing fomesafen) may be applied per acre in ALTERNATE years in Region 4a (see **Regional Use Map**). Apply only to soybeans in Region 4a. Do not make applications of this product later than June 20th. Cumulative rainfall plus overhead irrigation must total 15 inches from the period of application of this product to soybean crop maturity to allow planting of rotational crops listed in this label (refer to **Rotational Crop Restrictions** section). If the soybean crop is lost or the required cumulative rainfall plus irrigation is not received as outlined above, plant only soybeans the following growing season.
- A maximum of 0.75 pint of this product (or a maximum of 0.1875 lb. a.i. per acre fomesafen from any product containing fomesafen) may be applied per acre in ALTERNATE years in Region 5 (see **Regional Use Map**).
- Do not apply when wind velocity exceeds 15 mph.

PRECAUTIONS

- Thoroughly clean the spray system with water and a commercial tank cleaner before and after each use.
- Tank mixes of this product with other pesticides, fertilizers or any other additives except as specified on this label or other approved supplemental labels may result in tank-mix incompatibility, unsatisfactory performance or unsatisfactory crop injury.
- Avoid overlapping spray swaths, as injury may occur to rotational crops.
- To provide adequate coverage, it is recommended that ground speed not exceed 10 mph during application.
- Avoid drift to all other crops and nontarget areas. Crops other than those labeled may be severely injured by drift. Do not apply when wind velocity exceeds 15 mph.

Replanting

If replanting is necessary in fields previously treated with this product, the field may be replanted to cotton, dry beans, potatoes, snap beans or soybeans. During replanting, a minimum of tillage is recommended to preserve the herbicide barrier for effective weed control. Do not apply a second application of this product or other products containing fomesafen or other fomesafen containing product as crop injury or illegal residues may occur in harvested crops. If tank-mix combinations were used, refer to product labels for any additional replanting instructions.

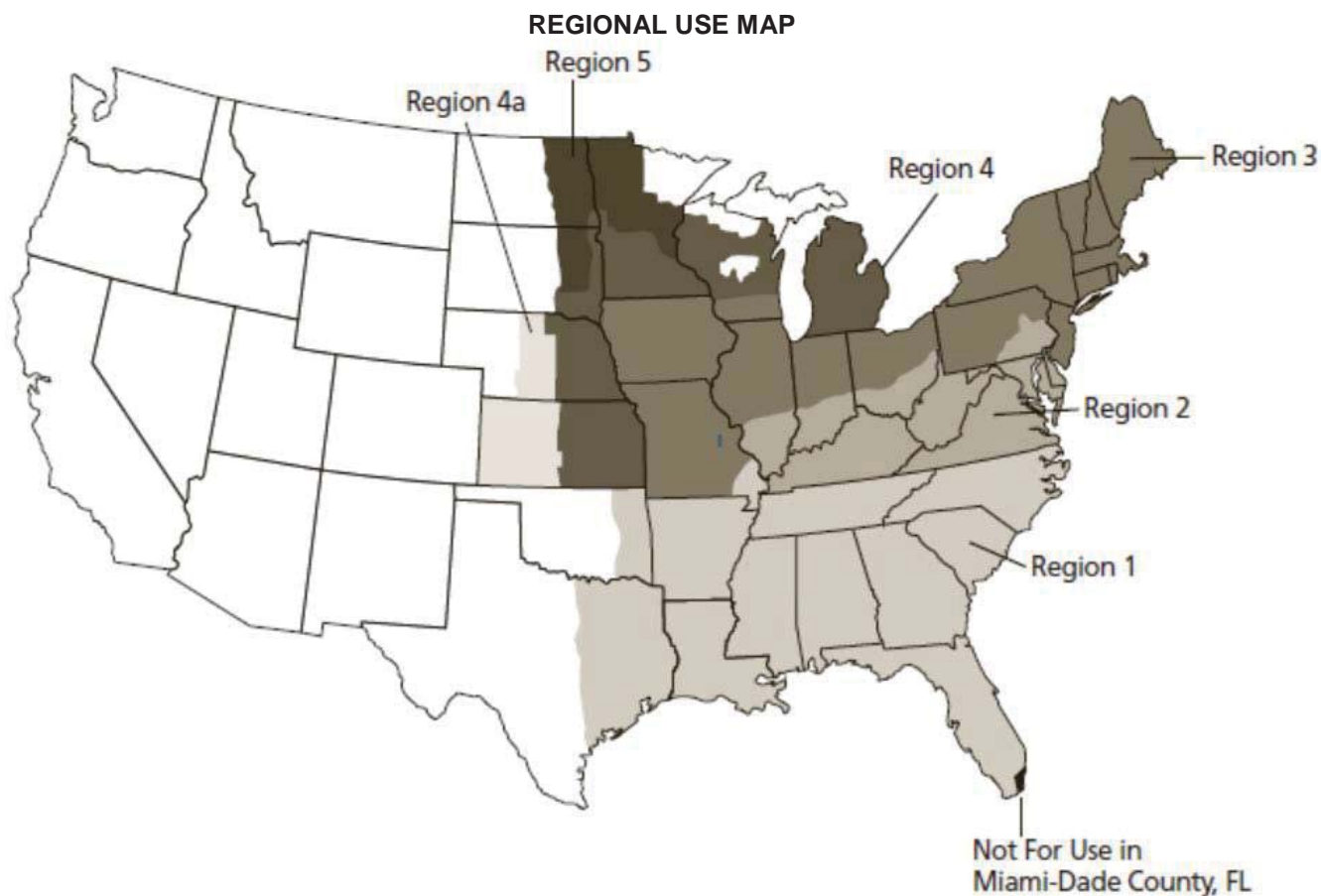
ROTATIONAL CROP RESTRICTIONS

The following rotational crops may be planted after applying this product at specified rates:

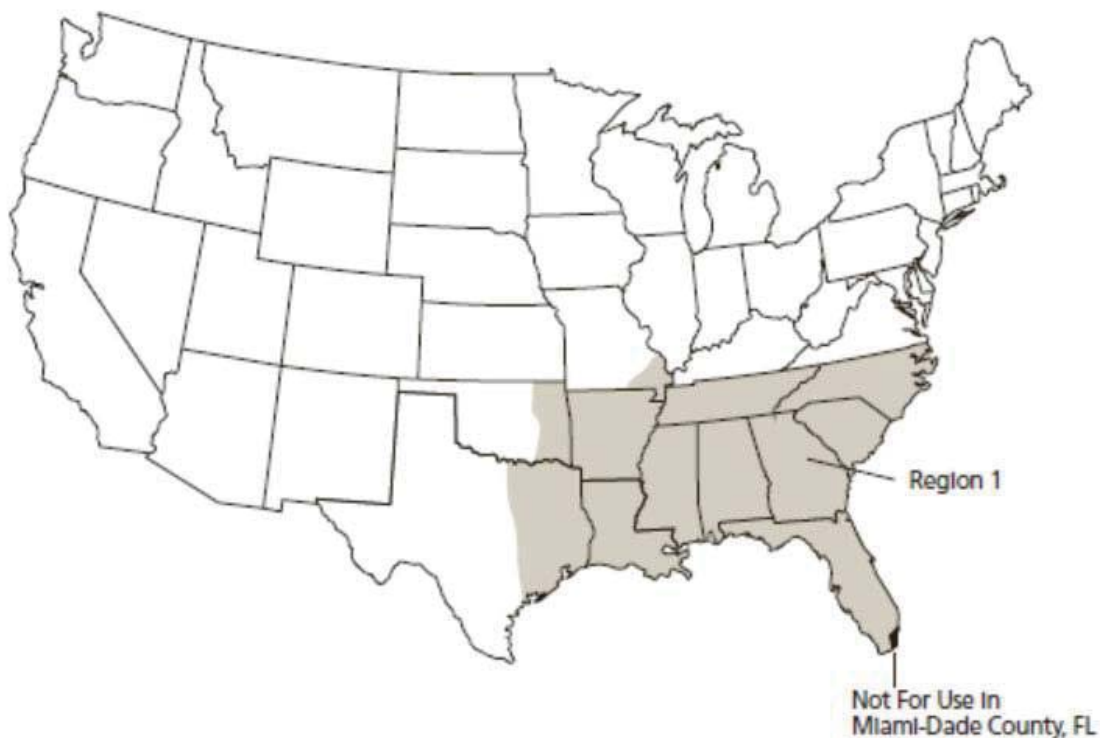
| Crop to be Planted | Minimum Rotation Interval (After Last Application of this Product) |
|--|---|
| Cotton, dry beans, potatoes, snap beans, soybeans, and succulent soybeans (edamame) | 0 days |
| Small grains such as wheat, barley, rye, peppers (transplanted), tomatoes (transplanted) | 4 months |
| Corn*, peanuts, peas, rice, seed corn | 10 months |
| To avoid crop injury do not plant alfalfa, sunflowers, sugar beets, sorghum** or any other crop within: | 18 months |
| <p>*Use a 12-month minimum rotation interval for popcorn in the states of Ohio, Kentucky, Illinois, Indiana, Iowa, and Regions 4 and 4a when applied at a rate of 1 pint per acre or more. Use an 18-month minimum rotation interval for sweet corn in the states of Connecticut, Maine, Massachusetts, New Hampshire, New York, Rhode Island, Vermont and Region 5.</p> <p>**Sorghum may be planted back after 10 months in Region 1.</p> | |

Do not graze rotated small grain crops or harvest forage or straw for livestock.

USE RATES OF THIS PRODUCT AND WEEDS CONTROLLED REFER TO MAP FOR DEFINITION OF SPECIFIED GEOGRAPHIC REGIONS



REGION 1
(Maximum Rate: 1.5 pints per acre per year)



REGION 1 – Includes the following states or portion of states where this product may be applied: Alabama, Arkansas, Florida (except Miami-Dade County), Georgia, Louisiana, Mississippi, Missouri (Counties of Bollinger, Butler, Cape Girardeau, Dunklin, Madison, Mississippi, New Madrid, Pemiscot, Perry, Ripley, Scott, Stoddard and Wayne), North Carolina, Oklahoma (East of U.S. Highway 75 and East of Indian Nation Parkway), South Carolina, Tennessee, and Texas (includes area East of U.S. Highway 77 to State Road 239 including all of Calhoun County).

REGION 2
(Maximum Rate: 1.5 pints per acre, alternate years)



REGION 2 – Includes the following states or portions of states where this product may be applied: Delaware, Kentucky, Maryland, Virginia, West Virginia. South of Interstate 70 in the following states: Illinois, Indiana and Ohio and in Pennsylvania (all areas South of Interstate 80 to the intersection of U.S. Highway 15 and East of U.S. Highway 15 and U.S. Highway 522 in Pennsylvania).

REGION 3
(Maximum Rate: 1.25 pints per acre, alternate years)



REGION 3 – Includes the following states or portion of states where this product may be applied: Connecticut, Iowa, Maine, Massachusetts, Missouri (all counties except for those listed in Region 1), New Hampshire, New Jersey, New York, Pennsylvania (all areas except those listed in Region 2), Rhode Island, Vermont and Wisconsin (South of U.S. Highway 18 between Prairie Du Chien and Madison, and South of Interstate 94 between Madison and Milwaukee), and North of Interstate 70 in following states: Indiana, Illinois and Ohio.

REGION 4
(Maximum Rate: 1 pint per acre, alternate years)



REGION 4 – Includes the following states or portion of states where this product may be applied: Kansas (all counties East of or intersected by U.S. Highway 281), Michigan (Southern Peninsula), Minnesota (all areas South of Interstate 94), Nebraska (all counties East of or intersected by U.S. Highway 281), and Wisconsin (all areas, except those in Region 3, South of Interstate 94 from Minnesota state line to Eau Claire and South of U.S. Highway 29 from Eau Claire to Green Bay plus Barron, Chippewa, Clark, Door, Dunn, Eau Claire, Kewaunee, Marathon, Menominee, Oconto, Polk, Shawano, and St. Croix counties. The following counties are excluded: Adams, Marquette, Portage, Waupaca, Waushara and Wood. North Dakota (all areas East of Interstate 29 from Fargo South to the South Dakota state line). South Dakota (all areas East of Interstate 29 from the North Dakota state line to Watertown, all areas East of Highway 81 from Watertown to Madison and all areas East and South of State Road 34 and U.S. Highway 281 to the Nebraska state line).

REGION 4a
(Maximum Rate: 1 pint per acre, alternate years*)



REGION 4a – Includes the following states or portion of states where this product may be applied: Kansas (all areas west of U.S. Highway 281 to the Colorado state line), Nebraska (all areas that intersect west of U.S. Highway 281 and east of U.S. Highway 83).

Note: Refer to the **Restrictions** section for additional requirements that must be followed to use this product in Region 4a.

REGION 5
(Maximum Rate: 0.75 pint per acre, alternate years)



REGION 5 – Includes the following states or portion of states where this product may be applied: North Dakota (all areas East of U.S. Highway 281 except those areas in Region 4), South Dakota (all areas East of U.S. Highway 281 except those areas in Region 4) and Minnesota (all areas South of U.S. Highway 2 except those areas in Region 4).

WEEDS CONTROLLED

| Table 1. Weeds controlled or partially controlled* by preplant surface or preemergence application of this product at 1 to 1.5 pints per acre¹ | Soil Texture | Organic Matter | | |
|--|---------------------|-----------------------|--|--|
| Broadleaf Weeds Controlled | All soil types | Up to 5% | | |
| Amaranth, Palmer | | | | |
| Croton, tropic ² | | | | |
| Eclipta | | | | |
| Galinsoga spp. | | | | |
| Lambsquarters, common | | | | |
| Morningglory, Smallflower | | | | |
| Nightshade, black | | | | |
| Nightshade, Eastern black | | | | |
| Pigweed, redroot | | | | |
| Pigweed, smooth | | | | |
| Poinsettia, wild | | | | |
| Purslane, common | | | | |
| Ragweed, common ² | | | | |
| Sida, prickly ² | | | | |
| Starbur, bristly | | | | |
| Broadleaf Weeds Partially Controlled* | | | | |
| Anoda, spurred | | | | |
| Cocklebur, common | | | | |
| Morningglory, Entireleaf | | | | |
| Morningglory, Ivyleaf | | | | |
| Morningglory, pitted | | | | |
| Morningglory, red/scarlet | | | | |
| Morningglory, tall | | | | |
| Nightshade, hairy | | | | |
| Ragweed, giant | | | | |
| Waterhemp, common | | | | |
| Sedges Partially Controlled* | | | | |
| Nutsedge, yellow | | | | |
| *Partial control means significant activity but not always at a level considered acceptable for commercial weed control. | | | | |
| ¹ Use the higher end of the rate range when heavy weed populations are anticipated. | | | | |
| ² Rates less than 1.5 pints per acre will provide only partial control of this weed. | | | | |

Table 2. Weeds controlled or partially controlled* by postemergence application of this product

| Weed/Scientific Name | Rate of This Product (Maximum Growth Stage Controlled At) | | | |
|-----------------------------|--|---|---|--|
| | 0.75 pint per acre No. of True Leaves | 1 pint per acre No. of True Leaves | 1.25 pints per acre No. of True Leaves | 1.5 pints per acre No. of True Leaves |
| Anoda, Spurred | -- | -- | -- | 2 |
| Balloonvine | -- | -- | 2 ^c | 2 |
| Carpetweed | -- | 6" Diameter Size | Multi-leaf 6" Diameter | Unlimited Size |
| Citron (Wild Watermelon) | -- | 2 | 2 | 4 |

| Weed/Scientific Name | Rate of This Product (Maximum Growth Stage Controlled At) | | | |
|------------------------------------|--|---|---|--|
| | 0.75 pint per acre No. of True Leaves | 1 pint per acre No. of True Leaves | 1.25 pints per acre No. of True Leaves | 1.5 pints per acre No. of True Leaves |
| Cocklebur, Common ^{a,b} | -- | - | 2 | 4 |
| Copperleaf, Hophornbeam | -- | 2 | 2 | 4 |
| Copperleaf, Virginia | -- | 2 | 2 | 4 |
| Crotalaria, Showy | -- | 4 | 4 | 6 |
| Croton, Tropic | -- | 2 | 2 | 4 |
| Cucumber, Volunteer | -- | 4 | 4 | 6 |
| Eclipta | -- | 2 | 2 | 4 |
| Groundcherry, Cutleaf | -- | 4 | 4 | 6 |
| Hemp ^b | -- | -- | 4 | 6 |
| Horsenettle ^b | -- | 2 ^c | 3 ^c | 4 ^c |
| Jimsonweed | 2 | 4 | 6 | 8 |
| Ladysthumb | -- | 2 | 2 | 4 |
| Lambsquarters, Common ^c | -- | 2 | 2 | 2 |
| Mexicanweed | -- | 2 ^c | 2 ^c | 2 |
| Morningglory | | | | |
| Cypressvine | -- | 4 | 4 | 6 |
| Entireleaf var. | 2 ^c | 2 | 2 | 4 |
| Ivyleaf | 2 ^c | 2 | 2 | 4 |
| Purple Moonflower | -- | 2 | 4 | 4 |
| Red (Scarlet) | -- | 2 | 2 | 4 |
| Smallflower | -- | 2 | 2 | 4 |
| Pitted (Smallwhite) | -- | 4 | 4 | 4 |
| Tall (Common) | 2 ^c | 2 | 2 | 3 |
| Palmleaf (Willowleaf) | -- | 2 | 2 | 4 |
| Mustard, Wild | 2 | 4 | 6 | 8 |
| Nightshade, Black | 2 | 4 | 4 | 4 |
| Nutsedge, Yellow | -- | -- | -- | Suppression Only |
| Pigweed | | | | |
| Amaranth, Palmer | 2 ^c | 4 | 4 | 6 |
| Amaranth, Spiny | 2 ^c | 2 | 2 | 4 |
| Redroot | 2 ^c | 4 | 6 | 6 |
| Smooth | 2 ^c | 4 | 4 | 6 |
| Poinsettia, Wild | -- | -- | -- | 3 |
| Purslane, Common | -- | Multi-Leaf 6" Diameter | Multi-Leaf 6" Diameter | Multi-Leaf 8" Diameter |
| Pusley, Florida | -- | -- | -- | 2 |
| Ragweed, Common | 2 | 4 | 4 | 6 |
| Ragweed, Giant ^b | -- | -- | 4 | 4 |
| Redweed | -- | -- | -- | 3 ^c |
| Sesbania, Hemp | -- | 6 | 6 | 12 |
| Sicklepod | -- | -- | -- | Cotyledon ^c |
| Sida, Prickly | -- | -- | -- | Cotyledon ^c |
| Smartweed, Pennsylvania | 2 ^c | 4 | 4 | 6 |
| Smellmelon | -- | -- | -- | 2 |
| Spurge, Prostrate | -- | -- | -- | 1" Diameter ^c |
| Spurge, Spotted | -- | -- | -- | 2 ^c |
| Starbur, Bristly | -- | 2 | 2 | 4 |
| Sunflower, Common | -- | -- | -- | 2 |

| Weed/Scientific Name | Rate of This Product (Maximum Growth Stage Controlled At) | | | |
|---|--|---|---|--|
| | 0.75 pint per acre No. of True Leaves | 1 pint per acre No. of True Leaves | 1.25 pints per acre No. of True Leaves | 1.5 pints per acre No. of True Leaves |
| Velvetleaf ^b | -- | -- | 2 | 4 |
| Venice Mallow | 2 | 4 | 4 | 6 |
| Witchweed | -- | Multi-leaf Up to 7" | Multi-leaf Up to 7" | Multi-leaf Up to 10" |
| Waterhemp, Common | 2 ^c | 2 | 2 | 4 |
| Waterhemp, Tall | 2 ^c | 2 | 2 | 4 |
| Yellow Rocket | 2 | 4 | 6 | 6 |
| *Partial control means significant activity but not always at a level considered acceptable for commercial weed control. ^a Do not apply in cotyledon stage. ^b For effective control of this weed it is necessary to use 1% MSO and 2.5% UAN v/v as an adjuvant in Regions 2 and 3 (soybeans only). ^c Partial control. | | | | |

SPECIAL USE DIRECTIONS FOR ADDITIONAL WEED PROBLEMS

Partial Control* of Annual Grasses

The grasses listed below may be partially controlled by preemergence applications of this product at 1 to 1.5 pints per acre.

- Crabgrass
- Goosegrass
- Panicum, Texas
- Signalgrass, broadleaf

The grasses listed below may be partially controlled by postemergence applications of this product at 1 to 1.5 pints per acre.

- Barnyardgrass
- Crabgrass
- Foxtail (Green, Giant, Yellow)
- Goosegrass
- Johnsongrass, Seedling
- Panicum, Fall
- Panicum, Texas
- Signalgrass, broadleaf

Partial Control* of Perennial Weeds

Use of this product postemergence at rates of 1 to 1.5 pints per acre will aid in suppressing the above-ground portions of the weeds listed below until crop canopy can assist in suppression. Perennial weeds continue to regrow from underground rootstocks even if above-ground foliage is temporarily controlled or retarded. Even though this product and crop competition can suppress perennial weeds for a growing season, the rootstocks will continue to live and reestablishment will occur in subsequent years.

- Bindweed, Field
- Bindweed, Hedge
- Milkweed, Climbing
- Milkweed, Honeyvine
- Trumpet creeper

*Partial control means significant activity but not always at a level considered acceptable for commercial weed control.

CROP USE DIRECTIONS

COTTON

Preemergence Application

Apply this product at 1 to 1.5 pints per acre as a preemergence application to coarse textured soils (sandy loam, loamy sand, sandy clay loam) only. Refer to Table 1 for a list of weeds controlled or partially controlled. Do not apply as a preemergence treatment to medium or fine-textured soils as crop injury will likely occur.

Preplant Surface Application to Medium or Fine-Textured Soils

Apply this product at 1 pint per acre as a preplant surface application to medium or fine-textured soils (i.e., soil types heavier than coarse-textured soils) up to 21 days prior to planting cotton. Apply after the last tillage operation is completed. Refer to Table 1 for a list of weeds controlled or partially controlled. Do not exceed 1 pint per acre of this product on medium or fine-textured soils. Also, to avoid severe crop injury, the following directions must be followed when application is made to medium or fine-textured soils:

- After this product application, a minimum of 0.5 inch of rainfall or overhead irrigation must occur before planting cotton.
- Cotton must be planted at least 0.75 inch in depth.
- Avoid overlapping spray swaths.
- Do not disturb or re-work the seedbed following application.

The use of an in-furrow or seed applied fungicide will generally assist with seedling establishment and development.

Cotton plants are tolerant to preplant surface or preemergence applications of this product when applied at specified rates and application use directions. Some crinkling or spotting of cotton foliage or stunting may occur, but cotton plants normally outgrow these effects and develop normally.

Cotton foliage is not tolerant to this product. Do not apply this product over the top of emerged cotton as unacceptable cotton injury will occur.

Post-Directed Application (All Soil Types)

Apply this product in emerged cotton as a post-directed treatment using precision post-directed, hooded or shielded application equipment to provide complete coverage of emerged weeds. Apply this product at 1 to 1.5 pints per acre in a minimum of 10 gallons of spray solution per acre. Applications may be made broadcast or banded. Post-directed applications of this product will provide contact control of labeled emerged weeds and residual preemergence control of labeled weeds (once activated by rainfall or irrigation). Refer to the **Weeds Controlled** section for a list of weeds controlled, labeled application rates, weed growth stages, and application directions.

This product should be applied with a non-ionic surfactant at 0.25 to 0.5% v/v, or crop oil concentrate at 1% v/v to emerged weeds. Do not add liquid nitrogen (28% or similar) to this product, or tank mixes with this product in cotton.

Cotton foliage is not tolerant to applications of this product. Avoid contact to cotton foliage as unacceptable injury will occur. Application equipment should be calibrated (spray pressure, nozzle type and configuration, and orifice size) to avoid fine spray droplets contacting green cotton stems and foliage.

Post-Directed Application Timing in Cotton

This product may be applied to cotton at least 6 inches in height through layby as a post-directed application. All post-directed applications should avoid spray contact with any green non-barked parts of the cotton plant or foliage as unacceptable injury will occur. Follow the application timing below for post-directed applications in cotton.

Shielded and Hooded Applications

Make a precision post-directed application of this product to the base of the cotton plant avoiding contact with the cotton stem or foliage when cotton is at least 6 inches in height to avoid cotton injury. Use only hooded or shielded spray equipment to apply this product in cotton that is 6 inches to 12 inches in height. Adjust nozzles to provide full coverage of emerged target weeds.

Layby Applications

Make a post-directed application of this product to the base of the cotton plant avoiding contact with any non-barked portion of the cotton plant or foliage. Use precision post-directed equipment or hooded or shielded sprayers on

cotton that has developed a minimum of 4 inches of brown bark through layby. Application equipment should be configured to provide full coverage of emerged target weeds.

Tank Mix and Sequential Application

To broaden the weed control spectrum, this product can be tank mixed with other herbicides such as those listed below. Refer to the tank mix partner label for use directions, restrictions and limitations. The most restrictive product labeling applies.

| | |
|---|---|
| Diuron Fluometuron Glyphosate Linuron Metolachlor MSMA | Norflurazon Prometryn Pyriithiobac S-metolachlor Trifloxysulfuron |
|---|---|

Use Restrictions – Cotton

- Do not apply this product later than 70 days before harvest.
- Do not apply more than 1.5 pints per acre of this product in any year.
- Do not apply more than 1 pint per acre of this product as a preplant surface application to medium or fine-textured soils.

Special Use Directions for the Suppression of Woollyleaf Bursage (Lakeweed), *Ambrosia grayi*, in Texas

Apply this product to cultivated areas of cropland in the fall or spring as a spot treatment at a rate of 1.5 pints per acre and incorporate to a depth of 2 to 3 inches for suppression of woollyleaf bursage. Applications should be made with ground equipment.

The use of adjuvants, as specified under the Spray Additives section, will significantly improve the initial burndown of any emerged woollyleaf bursage, but this effect is only temporary. Therefore, an adjuvant may be used if desired, but is not necessary.

Significant suppression may not be seen until 6-8 months after application, but should then continue for at least 2 years after application. Cotton or soybeans may be planted in treated areas. Under certain conditions, significant damage may occur to cotton planted within 18 months of application. A 3-year interval from last application to planting is required for all other crops.

Restrictions

- Do not make more than one application of this product per year.
- Do not apply more than 1.5 pints per acre of this product in any year.
- If two consecutive year applications are made, allow a 2 year interval before another application.

DRY BEANS AND SNAP BEANS

Preplant Surface and Preemergence Application

Apply this product as a preplant surface or preemergence application in Regions 1, 2, 3 and 4 only for control or partial control of the weeds listed in Table 1. This product can be applied alone, or tank mixed or followed sequentially with other labeled dry bean or snap bean herbicides to broaden the weed control spectrum or control newly emerged weeds. Refer to the **Tank Mix and Sequential Application** section for additional information.

NOTE: Treated soil that is splashed onto newly emerged seedlings may result in temporary crop injury but plants normally outgrow these effects and develop normally.

Postemergence Application

Apply this product as a postemergent broadcast application in Regions 1, 2, 3, 4 and 5 for control or partial control of the weeds listed in Table 2 and in the **Special Use Directions for Additional Weed Problems** section. Application rate depends on weed species and growth stage. Two applications may be made if necessary but not to exceed the maximum rate specified per geographic region. (Refer to map for definition of specified geographic regions). Refer to the Spray Additive section for spray additives. Use of crop oil concentrate can improve weed control but may slightly reduce crop tolerance. Do not use UAN (28% or similar) or ammonium sulfate on dry beans

or snap beans as severe crop injury may occur. Apply when dry beans or snap beans have at least one fully expanded trifoliate leaf.

This product can be applied alone or in tank mix with other labeled dry bean or snap bean postemergence herbicides to broaden the weed control spectrum. Refer to the **Tank Mix and Sequential Application** section.

Some bronzing, crinkling or spotting of dry bean or snap bean leaves may occur following postemergent applications, but dry beans and snap beans soon outgrow these effects and develop normally.

Tank Mix and Sequential Applications for Dry Beans and Snap Beans

To broaden the weed control spectrum, this product can be tank mixed with other herbicides as listed below. Refer to the tank mix partner label for use directions, restrictions and limitations. The most restrictive product labeling applies.

| Dry Beans and Snap Beans | Dry Beans Only |
|---|--|
| Bentazon EPTC Imazamox Imazethapyr Metolachlor Pendimethalin Quizalofop Sethoxydim S-metolachlor Trifluralin | Clethodim Dimethenamid-P Ethalfluralin |

Under certain conditions, the mixture of this product with one or more of the above mentioned broadleaf herbicides may cause a reduction in activity of any postemergence grass herbicide in the mixture.

For sequential applications allow 2 to 3 days after the application of the postemergence grass herbicide before applying this product or mixtures of this product. Where this product or mixtures of this product is applied first, apply the grass herbicide when the grass weeds begin to develop new leaves (generally around 7 days).

NOTE: Tank-mix applications can result in increased crop injury as compared to either product used alone.

Always read and follow the directions, restrictions and limitations for all products whether used alone, sequentially or in a tank mix. The most restrictive labeling of any product used applies.

Use Restrictions – Dry Beans and Snap Beans

- Refer to the **Regional Use Map** for the maximum use rate of this product (or other fomesafen containing products) that may be applied in each geographic region.
- Do not apply to any field in Regions 2, 3, 4 or 5 more than once every two years.
- **For snap beans:** Do not exceed 1.5 pints per acre of this product in any one year and also adhere to the maximum rate that may be applied in each geographic region (refer to the **Regional Use Map**). Do not graze treated areas or harvest for forage or hay. Do not utilize hay or straw for animal feed or bedding. Do not apply within 30 days of harvest.
- **For dry beans:** Do not exceed 1.5 pints per acre of this product in any one year and also adhere to the maximum rate that may be applied in each geographic region (refer to the **Regional Use Map**). Do not graze animals on green forage or stubble. Do not utilize hay or straw for animal feed or bedding. Do not apply within 45 days of harvest.

POTATOES

Apply this product at 1 pint per acre as a broadcast preemergence application after planting but before potato emergence for control or partial control of weeds listed in Table 1. Effectiveness will be reduced if later cultural practices expose untreated soil. For application by center pivot irrigation, see the Center Pivot Irrigation Application section of this label.

Note: Potato varieties may vary in their response to this product. When using this product for the first time on a particular variety, always determine crop tolerance before using.

Tank Mixtures with Other Products Registered for Use in Potatoes:

For preemergence applications in potatoes, this product may be tank mixed with other pesticide products registered for use in this way and timing in potatoes. Follow the directions for use, observe the stated precautions, and abide by the limitations and restrictions on the most restrictive of the product labels. If you have no previous experience mixing these products under your conditions, perform a compatibility test before attempting large-scale mixing (see **Tank Mix Compatibility Test** section of this label).

Use Restrictions – Potatoes

- Do not exceed 1 pint per acre of this product per year. Refer to **Regional Use Map** for the maximum rate of this product (or other fomesafen containing products) that may be applied per year or alternate year in each geographic region.
- Do not harvest potatoes treated with this product within 70 days of application.
- Do not apply this product to sweet potatoes or yams.
- Do not apply this product as a preplant incorporated application in potatoes or crop injury may occur.
- Do not apply to emerged potato plants or severe crop injury will occur.
- Do not use on potatoes in Nassau and Suffolk Counties, New York.

SOYBEANS

Preplant Surface and Preemergence Application

Apply this product as a preplant surface or preemergence application in Regions 1, 2, 3, and 4 only for control or partial control of the weeds listed in Table 1. This product can be applied alone or tank mixed or followed sequentially with other labeled soybean herbicides to broaden the weed control spectrum or control newly emerged weeds. Refer to the **Tank Mix and Sequential Application** section for additional information.

In reduced tillage plantings, this product can be applied up to 14 days prior to planting or at planting with a burndown herbicide.

Postemergence Application

Apply this product as a postemergence broadcast application in Regions 1, 2, 3, 4 and 5 for control or partial control of weeds listed in Table 2 and in the **Special Use Directions for Additional Weed Problems** section. Application rate depends on weed species and growth stage. Refer to the Spray Additive section for recommended spray additives. To enhance postemergence control of susceptible broadleaf weeds (**Soybeans only**) in Regions 2, 3, 4 and 5 (see **Regional Use Map**), this product can be used with a minimum of 2.5% liquid nitrogen (28% or similar) or a minimum of 10 pounds ammonium sulfate per 100 gallons of spray volume.

This product can be applied alone or in combination with other labeled soybean postemergence herbicides to broaden the weed control spectrum. Refer to the **Tank Mix and Sequential Application** section.

Some bronzing, crinkling or spotting of soybean leaves may occur following postemergent applications, but soybeans soon outgrow these effects and develop normally.

TANK MIX AND SEQUENTIAL APPLICATIONS FOR SOYBEANS

To broaden the weed control spectrum, this product can be tank mixed with other herbicides as listed below. Refer to the tank mix partner label for use directions, restrictions and limitations. The most restrictive product labeling applies.

| | |
|-------------|----------------|
| 2,4-DB | Glyphosate |
| Bentazon | Imazamox |
| Chlorimuron | Imazaquin |
| Clethodim | Imazethapyr |
| Fluazifop | Quizalofop |
| Flumiclorac | Sethoxydim |
| Glufosinate | Thifensulfuron |

Under certain conditions, the mixture of this product with one or more of the above mentioned broadleaf herbicides may cause a reduction in activity of any postemergence grass herbicide in the mixture.

NOTE:

- Tank-mix applications can result in increased crop injury as compared to either product used alone.
- Do not exceed 1 fluid ounce of Butyrac (2,4-DB) per acre in mixture with this product.

For sequential applications allow 2 to 3 days after the application of the postemergence grass herbicide before applying this product or mixtures of this product. Where this product or mixtures of this product is applied first, apply the postemergence grass herbicide when the grass weeds begin to develop new leaves (generally around 7 days).

Roundup Ready® (Glyphosate Tolerant) Soybean Tank Mixes

This product can be tank mixed with glyphosate products that are labeled for Roundup Ready (glyphosate tolerant) soybeans for improved postemergence control of many weeds such as morningglory spp., hemp sesbania, waterhemp, and black nightshade which are known to have tolerance to glyphosate, but are susceptible to this product (fomesafen).

FOLLOW THE DIRECTIONS ON THE GLYPHOSATE PRODUCT LABEL FOR THE USE OF SPRAY ADDITIVES IN THIS TANK MIX.

Do not allow this tank mix to move off target as contact by even minute quantities can cause severe damage or death to any non-target vegetation.

NOTE: Postemergence application of this tank mix on soybean varieties which do not contain the Roundup Ready gene will result in severe crop injury or death of the soybean crop. Always read and follow the directions, restrictions and limitations for all products used. The most restrictive labeling of any product applies.

Product Use Restrictions – Soybeans

- Refer to **Regional Use Map** for maximum rate of this product (or other fomesafen containing products) that may be applied in each geographic region. Do not apply to any field in Regions 2, 3, 4 or 5 more than once every two years.
- Do not exceed 1.5 pints of this product per acre in any one year and also adhere to the maximum rate that may be applied in each geographic region (refer to the **Regional Use Map**). Do not graze treated areas or harvest for forage or hay. Do not apply within 45 days of harvest.

Succulent Soybean (Edamame)

Preplant Surface and Preemergence Application

Apply this product at 1 – 1.5 as a preplant surface or preemergence application only in Regions 1, 2, 3, and 4 in succulent vegetable soybean (edamame) or other food-grade soybeans. Refer to Table 1 for weeds controlled or partially controlled by preplant surface and preemergence applications. Refer to the **Regional Use Map** for the maximum rate that may be applied in each geographic region.

NOTE: Treated soil that is splashed onto newly emerged seedlings may result in temporary crop injury but plants normally outgrow these effects and develop normally.

Postemergence Application

Apply this product as a postemergence broadcast application in Regions 1, 2, 3, 4, and 5 in succulent vegetable soybean (edamame) or other food-grade soybeans. Refer to Table 2 and **Special Use Directions for Additional Weed Problems** section for weeds controlled or partially controlled by postemergence applications. Application rate depends on weed species and growth stage. Refer to the Regional Use Map for the maximum rate that may be applied in each geographic region. Apply when succulent vegetable soybean (edamame) has at least one fully expanded trifoliolate leaf. Refer to the Spray Additives section for recommended spray additives. Use of crop oil concentrate can improve weed control but may slightly reduce crop tolerance. Do not use UAN (28% or similar) or ammonium sulfate on succulent vegetable soybean (edamame).

Some bronzing, crinkling or spotting of leaves may occur following postemergence application but succulent vegetable soybean (edamame) soon outgrow these effects and develop normally.

Tank Mixtures or Sequential Applications with Other Products Registered for Use in Succulent Soybeans (Edamame)

This product may be tank mixed or applied sequentially with other pesticide products registered for use in succulent vegetable soybean (edamame). Always follow the directions for use, observe the stated precautions, and abide by the limitations and restrictions for all products whether used alone, sequentially or in a tank mix. The most restrictive labeling of any product used applies.

A jar test is recommended prior to tank mixing to ensure product compatibility with mixture partners (see **Tank Mix Compatibility Test** section of this label).

NOTE: Tank mix applications can result in increased crop injury as compared to either product used alone.

Use Restrictions – Succulent Soybean (edamame)

- Refer to the **Regional Use Map** for the maximum rate of this product (or other fomesafen containing products) that may be applied in each geographic region.
- Do not apply to any field in Regions 2, 3, 4, or 5 more than once every two years.
- Do not exceed 1.5 pints of this product per acre in any one year and also adhere to the maximum rate that may be applied in each geographic regions (refer to the **Regional Use Map**).
- Do not graze treated areas or harvest for forage or hay. Do not utilize hay or straw for animal feed or bedding.
- Do not apply within 30 days of harvest.

AERIAL SPRAY DRIFT MANAGEMENT

SPRAY DRIFT MANAGEMENT

AVOIDING SPRAY DRIFT AT THE APPLICATION SITE IS THE RESPONSIBILITY OF THE APPLICATOR. The interaction of many equipment- and weather-related factors determines the potential for spray drift. The applicator and the grower are responsible for considering all these factors when making decisions.

The following drift management requirements must be followed to avoid off-target drift movement from aerial applications to agricultural field crops. These requirements do not apply to forestry applications, public health uses or to applications using dry formulations.

1. The distance of the outer most nozzles on the boom must not exceed three-fourths the length of the wingspan or rotor.
2. Nozzles must always point backward parallel with the air stream and never be pointed downwards more than 45 degrees.

Where states have more stringent regulations, they must be observed.

The applicator must be familiar with and take into account the information covered in the **Aerial Drift Reduction**.

Aerial Drift Reduction

IMPORTANCE OF DROPLET SIZE

The most effective way to reduce drift potential is to apply large droplets. The best drift management strategy is to apply the largest droplets that provide sufficient coverage and control. Applying larger droplets reduces drift potential, but will not prevent drift if applications are made improperly, or under unfavorable environmental conditions (see **Wind, Temperature and Humidity**, and **Temperature Inversion** sections of this label).

CONTROLLING DROPLET SIZE

- **Volume** – Use high flow rate nozzles to apply the highest practical spray volume. Nozzles with higher rated flows produce larger droplets.
- **Pressure** – Use the lower spray pressures recommended for the nozzle. Higher pressure reduces droplet size and does not improve canopy penetration. When higher flow rates are needed, use higher flow rate nozzles instead of increasing pressure.
- **Number of Nozzles** – Use the minimum number of nozzles that provide uniform coverage.

- **Nozzle Orientation** – Orienting nozzles so that the spray is released backwards, parallel to the airstream will produce larger droplets than other orientations. Significant deflection from horizontal will reduce droplet size and increase drift potential.
- **Nozzle Type** – Use a nozzle type that is designed for the intended application. With most nozzle types, narrower spray angles produce larger droplets. Consider using low-drift nozzles. Solid stream nozzles oriented straight back produce larger droplets than other nozzle types.

BOOM LENGTH

For some use patterns, reducing the effective boom length to less than three fourths of the wingspan or rotor length may further reduce drift without reducing swath width.

APPLICATION HEIGHT

Applications must not be made at a height greater than 10 feet above the top of the target plants unless a greater height is required for aircraft safety. Making applications at the lowest height that is safe reduces exposure of droplets to evaporation and wind.

SWATH ADJUSTMENT

When applications are made with a crosswind, the swath will be displaced downwind. Therefore, on the up and downwind edges of the field, the applicator must compensate for this displacement by adjusting the path of the aircraft upwind. Swath adjustment distance should increase with increasing drift potential (higher wind, smaller drops, etc.).

WIND

Drift potential is lowest between wind speeds of 2 to 10 mph. However, many factors, including droplet size and equipment type determine drift potential at any given speed. Application must be avoided below 2 mph due to variable wind direction and high inversion potential. **NOTE:** Local terrain can influence wind patterns. Every applicator must be familiar with local wind patterns and how they affect spray drift.

TEMPERATURE AND HUMIDITY

When making applications in low relative humidity, set up equipment to produce larger droplets to compensate for evaporation. Droplet evaporation is most severe when conditions are both hot and dry.

TEMPERATURE INVERSIONS

Applications must not occur during a temperature inversion because drift potential is high. Temperature inversions restrict vertical air mixing, which causes small suspended droplets to remain in a concentrated cloud. This cloud can move in unpredictable directions due to the light variable winds common during inversions. Temperature inversions are characterized by increasing temperatures with altitude and are common on nights with limited cloud cover and light to no wind. They begin to form as the sun sets and often continue into the morning. Their presence can be indicated by ground fog; however, if fog is not present, inversions can also be identified by the movement of smoke from a ground source or an aircraft smoke generator. Smoke that layers and moves laterally in a concentrated cloud (under low wind conditions) indicates an inversion, while smoke that moves upward and rapidly dissipates indicates good vertical air mixing.

SENSITIVE AREAS

The pesticide must only be applied when the potential for drift to adjacent sensitive areas (e.g. residential areas, bodies of water, known habitat for threatened or endangered species, nontarget crops) is minimal (e.g. when wind is blowing away from the sensitive areas).

STORAGE AND DISPOSAL

Do not contaminate water, food or feed by storage or disposal.

PESTICIDE STORAGE: Store in a cool, dry place and in such a manner as to prevent cross contamination with other pesticides, fertilizers, food, and feed. Store in original container and out of the reach of children, preferably in a locked storage area. Handle and open container in a manner as to prevent spillage. If the container is leaking, invert to prevent leakage. If container is leaking or material spilled for any reason or cause, carefully dam up spilled material to prevent runoff. Refer to Precautionary Statements on label for hazard associated with the handling of this material. Do not walk through spilled material. Absorb spilled material with absorbing type compounds and dispose of as directed for pesticides below. In spill or leak incidents, keep unauthorized people away.

PESTICIDE DISPOSAL: Wastes resulting from the use of this product must be disposed of on site or at an approved waste disposal facility.

CONTAINER HANDLING:

Nonrefillable Container (rigid material; less than 5 gallons):

Non-refillable container. Do not reuse or refill this container. Offer for recycling if available. Clean container promptly after emptying. Triple rinse as follows: Empty the remaining contents into application equipment or a mix tank and drain for 10 seconds after the flow begins to drip. Fill the container one-fourth full with water and recap. Shake for 10 seconds. Pour rinsate into application equipment or a mix tank or store rinsate for later use or disposal. Drain for 10 seconds after the flow begins to drip. Repeat this procedure two more times. Dispose of empty container in a sanitary landfill, or by incineration or, if allowed by state and local authorities, by burning. If burned, stay out of smoke.

Nonrefillable Container (rigid material; 5 gallons up to < 250 gallons):

Nonrefillable container. Do not reuse or refill this container. Offer for recycling, if available. Clean container promptly after emptying. Triple rinse as follows: Empty the remaining contents into application equipment or a mix tank. Fill the container one-fourth full with water. Replace and tighten closures. Tip container on its side and roll it back and forth, ensuring at least one complete revolution, for 30 seconds. Stand the container on its end and tip it back and forth several times. Turn the container over onto its other end and tip it back and forth several times. Empty the rinsate into application equipment or a mix tank or store rinsate for later use or disposal. Repeat this procedure two more times. Dispose of empty container in a sanitary landfill or by incineration, or if allowed by State and local authorities, by burning. If burned, stay out of smoke.

Refillable container. (≥ 250 gallons & Bulk): Refillable container. Refill this container with pesticide only. Do not reuse this container for any other purpose. Cleaning the container before final disposal is the responsibility of the person disposing of the container. Cleaning before refilling is the responsibility of the refiller. To clean container before final disposal, empty the remaining contents from this container into application equipment or mix tank. Fill the container about 10% full with water. Agitate vigorously or recirculate water with the pump for 2 minutes. Pour or pump rinsate into application equipment or rinsate collection system. Repeat this rinsing procedure two more times.

Dispose of empty container in a sanitary landfill, or by incineration, or if allowed by state and local authorities, by burning. If burned, stay out of smoke.

CONTAINER IS NOT SAFE FOR FOOD, FEED OR DRINKING WATER.

Conditions of Sale and Limitation of Warranty and Liability

The Directions for Use of this product must be followed carefully. It is impossible to eliminate all risks inherently associated with the use of this product. Crop injury, ineffectiveness or other unintended consequences may result because of such factors as manner of use or application, weather or crop conditions, presence of other materials, resistant strains or other influencing factors in the use of the product, which are beyond the control of Tacoma Ag, LLC or Seller. All such risks shall be assumed by Buyer and User, and Buyer and User agree to hold Tacoma Ag, LLC and Seller harmless for any claims relating to such factors.

To the extent allowed by applicable laws, Tacoma Ag, LLC warrants that this product conforms to the chemical description on the label and is reasonably fit for the purposes stated in the Directions for Use, subject to the inherent risks referred to above, when used in accordance with directions under normal use conditions. This warranty does not extend to the use of the product contrary to label instructions, or under abnormal conditions or under conditions not reasonably foreseeable to or beyond the control of Seller or Tacoma Ag, LLC and Buyer and User assume the risk of any such use. TO THE EXTENT ALLOWABLE BY APPLICABLE LAW, TACOMA AG, LLC MAKES NO WARRANTIES OR MERCHANTABILITY OR OF FITNESS FOR A PARTICULAR PURPOSE NOR ANY OTHER EXPRESS OR IMPLIED WARRANTY EXCEPT AS STATED ABOVE.

To the extent allowed by applicable laws, in no event shall Tacoma Ag, LLC or Seller be liable for any incidental, consequential or special damages resulting from the use or handling of this product. TO THE EXTENT ALLOWABLE BY APPLICABLE LAW THE EXCLUSIVE REMEDY OF THE USER OR BUYER, AND THE EXCLUSIVE LIABILITY OF TACOMA AG, LLC AND SELLER FOR ANY AND ALL CLAIMS, LOSSES, INJURIES OR DAMAGES (INCLUDING CLAIMS BASED ON BREACH OF WARRANTY, CONTRACT, NEGLIGENCE, TORT, STRICT LIABILITY OR OTHERWISE) RESULTING FROM THE USE OR HANDLING OF THIS PRODUCT, SHALL BE THE RETURN OF THE PURCHASE PRICE OF THE PRODUCT OR, AT THE ELECTION OF TACOMA AG, LLC OR SELLER, THE REPLACEMENT OF THE PRODUCT.

Tacoma Ag, LLC and Seller offer this product, and Buyer and User accept it, subject to foregoing conditions of sale and limitations or warranty and of liability, which may not be modified except by written agreement signed by a duly authorized representative of Tacoma Ag, LLC.

Roundup Ready® is a registered trademark of Monsanto Technology LLC.

EPA [Approval Date]

Tacoma Ag Fomesafen 2.0

For Control of Certain Weeds in Cotton, Dry Beans, Potatoes, Snap Beans, and Soybeans

ACTIVE INGREDIENT:

Sodium salt of fomesafen

5-[2-chloro-4-(trifluoromethyl)phenoxy]-N-(methylsulfonyl)-2-nitrobenzamide22.8%*

OTHER INGREDIENTS:77.2%

TOTAL:.....100.0%

*Equivalent to 21.7% or 2 pounds of fomesafen per gallon.

This product is formulated as a soluble liquid.

KEEP OUT OF REACH OF CHILDREN DANGER/PELIGRO

Si usted no entiende la etiqueta, busque a alguien para que se la explique a usted en detalle. (If you do not understand the label, find someone to explain it to you in detail.)

| FIRST AID | |
|---|---|
| IF IN EYES: | <ul style="list-style-type: none"> • Hold eye open and rinse slowly and gently with water for 15-20 minutes. • Remove contact lenses, if present, after the first 5 minutes, then continue rinsing. • Call a poison control center or doctor for treatment advice. |
| IF SWALLOWED: | <ul style="list-style-type: none"> • Call a poison control center or doctor immediately for treatment advice. • Have person sip a glass of water if able to swallow. • Do not induce vomiting unless told to do so by the poison control center or doctor. • Do not give anything to an unconscious person. |
| IF ON SKIN OR CLOTHING: | <ul style="list-style-type: none"> • Take off contaminated clothing. • Rinse skin immediately with plenty of water for 15-20 minutes. • Call a poison control center or doctor for treatment advice. |
| IF INHALED: | <ul style="list-style-type: none"> • Move person to fresh air. • If person is not breathing, call 911 or an ambulance, then give artificial respiration, preferably by mouth-to-mouth, if possible. • Call a poison control center or doctor for further treatment advice. |
| Have the product container or label with you when calling a poison control center or doctor, or going for treatment. You may also contact 1-800-424-9300 for emergency medical treatment information. | |
| NOTE TO PHYSICIAN: Probable mucosal damage may contraindicate the use of gastric lavage. | |

[See inside label booklet for additional Precautionary Statements and Directions for Use including Storage and Disposal instructions.]

EPA Reg. No. 83520-xx

EPA Est. No.

Net Contents:

Manufactured for:
Tacoma Ag, LLC
P.O. Box 14073
Durham, NC 27709