
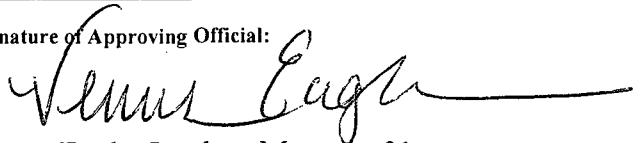


83100-33

4/7/2014

1136

 <p>U.S. ENVIRONMENTAL PROTECTION AGENCY Office of Pesticide Programs Registration Division (7505C) 1200 Pennsylvania Ave., N.W. Washington, D.C. 20460</p> <p><b>NOTICE OF PESTICIDE:</b> <input checked="" type="checkbox"/> Registration <input type="checkbox"/> Reregistration (under FIFRA, as amended)</p>	<b>EPA Reg. Number:</b>  83100-33	<b>Date of Issuance:</b>  APR 7 2014
	<b>Term of Issuance:</b> Conditional	
	<b>Name of Pesticide Product:</b> NEONIC Miticide/Insecticide	
<b>Name and Address of Registrant (include ZIP Code):</b> Rotam Agrochemical Co., Ltd. c/o Wagner Regulatory Associates, Inc. P.O. Box 640 Hockessin, DE 19707		
<p><b>Note:</b> Changes in labeling differing in substance from that accepted in connection with this registration must be submitted to and accepted by the Registration Division prior to use of the label in commerce. In any correspondence on this product always refer to the above EPA registration number.</p> <p>On the basis of information furnished by the registrant, the above named pesticide is hereby registered under the Federal Insecticide, Fungicide and Rodenticide Act.</p> <p>Registration is in no way to be construed as an endorsement or recommendation of this product by the Agency. In order to protect health and the environment, the Administrator, on his motion, may at any time suspend or cancel the registration of a pesticide in accordance with the Act. The acceptance of any name in connection with the registration of a product under this Act is not to be construed as giving the registrant a right to exclusive use of the name or to its use if it has been covered by others.</p> <p>This product is conditionally registered in accordance with FIFRA section 3(c)(7)(A). You must:</p> <ol style="list-style-type: none"><li>1. Submit and/or cite all data required for registration/registration review of your product when the Agency requires all registrants of similar products to submit such data. You must comply with GDCI-129099-951 issued on 11/10/12 for imidacloprid. If you have questions about the Generic DCI issued, you may contact Russell Wasem from the Pesticide Re-evaluation Division at 703-305-6979 or <a href="mailto:Wasem.russell@epa.gov">Wasem.russell@epa.gov</a>.</li></ol>		
<b>Signature of Approving Official:</b>  Venus Eagle, Product Manager 01 Insecticide-Rodenticide Branch, Registration Division (7505P)	<b>Date:</b>  APR 7 2014	

2/36

Page 2  
EPA Reg. No. 83100-33

2. Make the following label changes before you release the product for shipment:

- Revise the EPA Registration Number to read, "EPA Reg. No 83100-33."

4. Submit one copy of the revised final printed label for the record before you release the product for shipment.

If these conditions are not complied with, the registration will be subject to cancellation in accordance with FIFRA section 6(e). Your release for shipment of the product constitutes acceptance of these conditions. A stamped copy of the label is enclosed for your records. Please also note that the record for this product currently contains the following CSFs:

- Basic CSF dated 06/28/13

If you have any questions, please contact Gene Benbow at 703-347-0235 or [benbow.gene@epa.gov](mailto:benbow.gene@epa.gov).

Venus Eagle  
Product Manager 01  
Insecticide-Rodenticide Branch  
Registration Division (7505P)

Enclosure

**RESTRICTED USE PESTICIDE**  
**TOXIC TO FISH, MAMMALS, AND AQUATIC ORGANISMS**  
**FOR RETAIL SALE TO AND USE ONLY BY CERTIFIED APPLICATORS OR PERSONS UNDER**  
**THEIR DIRECT SUPERVISION, AND ONLY FOR THOSE USES COVERED BY THE CERTIFIED**  
**APPLICATOR'S CERTIFICATION.**

GROUP	6	4A	INSECTICIDE
-------	---	----	-------------

**NEONIC Miticide/Insecticide**

**ACTIVE INGREDIENTS:**

Abamectin, Avermectin B1*	2.50%
Imidacloprid, 1-[(6-Chloro-3-pyridinyl) methyl]-N-nitro-2-imidazolidinimine**	26.80%

Other Ingredients	70.70%
-------------------	--------

<b>Total:</b>	<b>100.00%</b>
---------------	----------------

\*Contains 28 grams of Abamectin per liter (0.23 pounds per gallon)

\*\*Contains 300 grams of Imidacloprid per liter (2.5 pounds per gallon)

**SHAKE WELL BEFORE USING**

EPA Reg. No. 83100-33

EPA Est. No.: \_\_\_\_\_

**KEEP OUT OF REACH OF CHILDREN**  
**WARNING/AVISO**

Si usted no entiende la etiqueta, busque a alguien para que se la explique a usted en detalle.  
(If you do not understand the label, find someone to explain it to you in detail.)

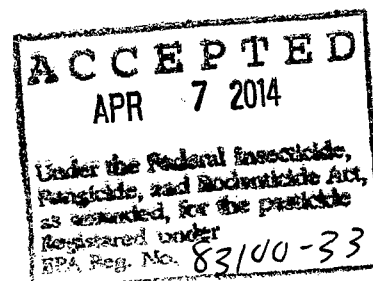
*See additional Precautionary Statements and Directions For Use inside booklet.*

**Manufactured for:**

Rotam North America, Inc.  
4900 Koger Blvd., Suite 140  
Greensboro, NC 27407  
1-866-927-6826

**Net Contents: 1 GALLON (3.78 Liters)**

Made in China.



4/36

FIRST AID	
IF SWALLOWED	<ul style="list-style-type: none"> <li>• Call a poison control center or doctor immediately for treatment advice.</li> <li>• Have person sip a glass of water if able to swallow.</li> <li>• Do not induce vomiting unless told to by a poison control center or doctor.</li> <li>• Do not give anything by mouth to an unconscious person.</li> </ul>
IF ON SKIN OR CLOTHING	<ul style="list-style-type: none"> <li>• Take off contaminated clothing.</li> <li>• Rinse skin immediately with plenty of water for 15-20 minutes.</li> <li>• Call a poison control center or doctor for further treatment advice.</li> </ul>
IF INHALED	<ul style="list-style-type: none"> <li>• Move person to fresh air.</li> <li>• If person is not breathing, call 911 or an ambulance, then give artificial respiration, preferably mouth-to-mouth, if possible.</li> <li>• Call poison control center or doctor for treatment advice.</li> </ul>
IF IN EYES	<ul style="list-style-type: none"> <li>• Hold eye open and rinse slowly and gently with water for 15-20 minutes.</li> <li>• Remove contact lenses, if present, after the first 5 minutes, then continue rinsing eye.</li> <li>• Call a poison control center or doctor for further treatment advice.</li> </ul>
<p align="center"><b>Note to Physician</b></p> <p><b>Recommendations for Medical Treatment for Abamectin (Avermectin B<sub>1</sub>) Acute Toxicity:</b> Early signs of intoxication include mydriasis (dilated pupils), ataxia (unsteadiness), and muscle tremors. Toxicity follows accidental ingestion of the concentrate and can be minimized by inducing vomiting within one-half hour of exposure.</p> <p>If toxicity from exposure has progressed to cause severe vomiting, the extent of resultant fluid and electrolyte imbalance should be gauged. Appropriate supportive parenteral fluid replacement therapy should be given, along with other required supportive measures (such as maintenance of blood pressure levels) as indicated by clinical signs, symptoms, and measurements.</p> <p>In severe cases, observations should continue for at least several days until clinical condition is stable and normal. Since avermectin is believed to enhance GABA activity in animals, it is probably wise to avoid drugs that enhance GABA activity (barbiturates, benzodiazepines, valproic acid) in patients with potentially toxic avermectin exposure.</p>	
<p align="center">(Avermectin B<sub>1</sub>, Neonicotinoid)</p> <p>In case of medical emergency call your local poison control center <b>1-800-222-1222</b>. Have the product container or label with you when calling a poison control center or doctor or going for treatment.</p> <p>For other assistance call toll free <b>1-866-927-6826</b>.</p>	

## **PRECAUTIONARY STATEMENTS**

### **Hazards to Humans and Domestic Animals**

#### **WARNING/AVISO**

May be fatal if swallowed. Harmful if absorbed through skin. Avoid contact with skin, eyes or clothing. Harmful if inhaled: Avoid breathing spray mist. Wash thoroughly with soap and water after handling and before eating, drinking, chewing gum, using tobacco, or using the toilet.

#### **Personal Protective Equipment**

##### **Applicators and other handlers must wear:**

- Long-sleeved shirt and long pants
- Shoes plus socks
- Protective eyewear
- Chemical-resistant gloves made of any waterproof material (Selection Category A) such as barrier laminate, butyl rubber, nitrile rubber, neoprene rubber, natural rubber, polyethylene, polyvinylchloride (PVC) or viton.

Discard clothing and other absorbent materials that have been drenched or heavily contaminated with this product's concentrate. Do not reuse them. Follow manufacturer's instructions for cleaning/maintaining PPE. If no such instructions for washables, use detergent and hot water. Keep and wash PPE separately from other laundry.

#### **ENGINEERING CONTROLS STATEMENTS**

When handlers use closed systems or enclosed cabs in a manner that meets the requirements listed in the Worker Protection Standard (WPS) for agricultural pesticides [40 CFR 170.240(d)(4-6)], the handler PPE requirements may be reduced or modified as specified in the WPS.

**Important:** When reduced PPE is worn because a closed system is being used, handlers must be provided all PPE specified above for "Applicators and Other handlers" and have such PPE immediately available for use in an emergency, such as a spill or equipment breakdown.

#### **User Safety Recommendations**

Users should:

- Wash hands before eating, drinking, chewing gum, using tobacco or using the toilet.
- Remove clothing/PPE immediately if pesticide gets inside. Then wash thoroughly and put on clean clothing.
- Remove PPE immediately after handling this product. Wash the outside of gloves before removing. As soon as possible, wash thoroughly and change clothing.

### **Environmental Hazards**

This pesticide is toxic to wildlife, fish and highly toxic to aquatic invertebrates. Drift and runoff may be hazardous to aquatic organisms in water adjacent to treated areas. Do not apply directly to water, to areas where surface water is present, or to intertidal areas below the mean high water mark. Do not apply when weather conditions favor drift from target areas. Do not contaminate water when disposing of equipment wash water or rinsate.

This product is highly toxic to bees exposed to direct treatment or residues on blooming crops or weeds. Do not apply this product or allow it to drift to blooming crops or weeds if bees are foraging the treatment area.


Use of this product may pose a risk to threatened and endangered species of fish, amphibians, crustaceans (including fresh water shrimp), and insects. All use of this product in the state of California should comply with the recommendations of the California Endangered Species Project. Before using this product in California, consult with your county agriculture commissioner to determine use limitations that apply in your area.

This product may impact surface water quality due to runoff of rain water. This is especially true for poorly draining soils and soils with shallow ground water. This product is classified as having a medium potential for reaching both surface water and aquatic sediment via runoff for several weeks to months after application. A level, well-maintained vegetative buffer strip between areas to which this product is applied and surface water features such as ponds, streams, and springs will reduce the potential loading of abamectin from runoff water and sediment. Runoff of this product will be reduced by avoiding applications when rainfall is forecast to occur within 48 hours.

#### **Ground Water Advisory:**

Imidacloprid demonstrates the properties and characteristics associated with chemicals detected in ground water. The use of this chemical in areas where soils are permeable, particularly where the water table is shallow, may result in groundwater contamination.

## PROTECTION OF POLLINATORS



**APPLICATION RESTRICTIONS** EXIST FOR THIS PRODUCT BECAUSE OF RISK TO BEES AND OTHER INSECT POLLINATORS. FOLLOW APPLICATION RESTRICTIONS FOUND IN THE DIRECTIONS FOR USE TO PROTECT POLLINATORS.



Look for the bee hazard icon in the Directions for Use for each application site for specific use restrictions and instructions to protect bees and other insect pollinators.

This product can kill bees and other insect pollinators.

Bees and other insect pollinators will forage on plants when they flower, shed pollen, or produce nectar.

Bees and other insect pollinators can be exposed to this pesticide from:

- Direct contact during foliar applications, or contact with residues on plant surfaces after foliar applications.
- Ingestion of residues in nectar and pollen when the pesticide is applied as a seed treatment, soil, tree injection, as well as foliar applications.

When Using This Product Take Steps To:

- Minimize exposure of this product to bees and other insect pollinators when they are foraging on pollinator attractive plants around the application site.
- Minimize drift of this product on to beehives or to off-site pollinator attractive habitat. Drift of this product onto beehives or off-site to pollinator attractive habitat can result in bee kills.

Information on protecting bees and other insect pollinators may be found at the Pesticide Environmental Stewardship website at:

<http://pesticidestewardship.org/PollinatorProtection/Pages/default.aspx>.

Pesticide incidents (for example, bee kills) should immediately be reported to the state/tribal lead agency. For contact information for your state, go to: [www.aapco.org/officials.html](http://www.aapco.org/officials.html). Pesticide incidents should also be reported to the National Pesticide Information Center at: [www.npic.orst.edu](http://www.npic.orst.edu) or directly to EPA at: [beekill@epa.gov](mailto:beekill@epa.gov)

[INSERT TABLE OF CONTENTS PAGE]



## DIRECTIONS FOR USE

### Restricted Use Pesticide

It is a violation of federal law to use this product in a manner inconsistent with its labeling.

See individual crops for specific pollinator protection application restrictions. If none exist under the specific crop, for foliar applications, follow these application directions for crops that are contracted to have pollinator services for food/feed & commercially grown ornamentals that are attractive to pollinators.



#### 1. FOR CROPS UNDER CONTRACTED POLLINATION SERVICES

Do not apply this product while bees are foraging. Do not apply this product until flowering is complete and all petals have fallen unless the following condition has been met.

If an application must be made when managed bees are at the treatment site, the beekeeper providing the pollination services must be notified no less than 48-hours prior to the time of the planned application so that the bees can be removed, covered or otherwise protected prior to spraying.



#### 2. FOR FOOD CROPS AND COMMERCIALY GROWN ORNAMENTALS NOT UNDER CONTRACT FOR POLLINATION SERVICES BUT ARE ATTRACTIVE TO POLLINATORS

Do not apply this product while bees are foraging. Do not apply this product until flowering is complete and all petals have fallen unless one of the following conditions is met:

- The application is made to the target site after sunset
- The application is made to the target site when temperatures are below 55°F
- The application is made in accordance with a government-initiated public health response
- The application is made in accordance with an active state-administered apiary registry program where beekeepers are notified no less than 48-hours prior to the time of the planned application so that the bees can be removed, covered or otherwise protected prior to spraying
- The application is made due to an imminent threat of significant crop loss, and a documented determination consistent with an IPM plan or predetermined economic threshold is met. Every effort should be made to notify beekeepers no less than 48-hours prior to the time of the planned application so that the bees can be removed, covered or otherwise protected prior to spraying.

Do not apply this product in a way that will contact workers or other persons, either directly or through drift. Only protected handlers may be in the area during application. For any requirements specific to your State or Tribe, consult the agency responsible for pesticide regulation.

### AGRICULTURAL USE REQUIREMENTS

Use this product only in accordance with its labeling and with the Worker Protection Standard, 40 CFR Part 170. This Standard contains requirements for the protection of agricultural workers on farms, forests, nurseries, and greenhouses, and handlers of agricultural pesticides. It contains requirements for training, decontamination, notification, and emergency assistance. It also contains specific instructions and exceptions pertaining to the statements on this label about personal protective equipment (PPE) and restricted-entry interval. The requirements on this box only apply to uses of this product that are covered by the Worker Protection Standard.

**Do not enter or allow worker entry into treated areas during the restricted-entry interval (REI) of 12 hours. Exception: For grape girdling, cane turning, and tying in grapes, do not enter or allow worker entry into treated areas during the restricted-entry interval (REI) of 4 days.**

PPE required for early entry to treated areas that is permitted under the Worker Protection Standard and involves contact with anything that has been treated, such as plants, soil, or water is:

- Coveralls over short-sleeved shirt and short pants
- Chemical-resistant gloves made of any waterproof material (Selection Category A) such as barrier laminate, butyl rubber, neoprene rubber, natural rubber, polyethylene, polyvinylchloride (PVC) or viton.
- Chemical-resistant footwear plus socks
- Protective eyewear
- Chemical-resistant headgear for overhead exposure

**FAILURE TO FOLLOW DIRECTIONS AND PRECAUTIONS ON THIS LABEL MAY RESULT IN CROP INJURY, POOR PEST CONTROL, AND/OR ILLEGAL RESIDUES.**

## **PRODUCT INFORMATION**

NEONIC Miticide/Insecticide is an aqueous-based-soluble-concentrate that will control specified pests on the crops listed on this label when the product is applied according to the Crop Use Directions. Thorough coverage of foliage is essential for good mite and insect control.

**Adjuvant requirement:** To avoid illegal crop residues, NEONIC Miticide/Insecticide must always be mixed with a non-phytotoxic non-ionic activator type wetting, spreading and/or penetrating adjuvant or horticultural spray oil (not a dormant oil) adjuvant as specified in the Directions for Use for each crop on this label. Non-ionic activator type wetting, spreading and/or penetrating adjuvants include non-ionic surfactants (NIS) with at least 75% surface active agent and crop oil concentrates (COC), vegetable oil concentrates (VOC), methylated seed/vegetable oils (MSO) and organosilicones (OS) with at least 15% emulsifiers/surfactants and include blends of these non-ionic activator type adjuvants. Adjuvants must be compatible with NEONIC Miticide/Insecticide and must be used at concentrations specified on the adjuvant label directions for use unless more specific directions are provided in the Directions for Use for individual crops on this label. Do not use binder or sticker type adjuvants. Rotam recommends the use of a Chemical Producers and Distributors Association-certified adjuvant.

**Phytotoxicity:** NEONIC Miticide/Insecticide has been tested for phytotoxicity and has a wide margin of safety on a variety of crops. NEONIC Miticide/Insecticide has also been shown to be compatible with many commonly used pesticides, crop oils, adjuvants, and nutritional sprays. However, since it is not possible to test all possible mixtures, pre-test any proposed mixtures with NEONIC Miticide/Insecticide to ensure physical compatibility and lack of phytotoxic effects.

**CHEMIGATION:** Do not apply this product through any type of irrigation system.

**New York:** Do not apply this product by aerial application in state of New York.

OBEY THE FOLLOWING PRECAUTIONS WHEN MIXING AND APPLYING THIS PRODUCT IN THE VICINITY OF AQUATIC AREAS SUCH AS LAKES, RESERVOIRS, RIVERS, PERMANENT STREAMS, MARSHES, OR NATURAL PONDS; ESTUARIES, AND COMMERCIAL FISH FARM PONDS.

### **SPRAY DRIFT MANAGEMENT**

#### **Responsibility**

Avoiding spray drift at the application site is the responsibility of the applicator.

The interaction of many equipment and weather related factors determine the potential for spray drift. The applicator is responsible for considering all of these factors when making application decisions.

**Note:** When states have more stringent regulations, they must be observed.

#### **Spray Drift Precautions for Application with Aircraft or Ground Application Equipment**

- Apply NEONIC Miticide/Insecticide only when wind velocity favors on target product deposition (approximately 3 to 10 mph).
- Do not apply with ground application equipment within 25 ft. of or with aircraft within 150 ft. of lakes, reservoirs, rivers, permanent streams, marshes, pot holes, natural ponds, estuaries, or commercial fish farm ponds.
- Do not cultivate within 25 ft. of the aquatic area to allow growth of a vegetative filter strip.
- Do not allow this product to drift onto non-target areas. Drift may result in illegal residues or injury to non-target species. Risk of exposure to sensitive areas can be reduced by applying this product when the wind direction is away from the sensitive area.
- Do not apply when the weather conditions may cause drift.
- Avoid application when the temperature is high and/or the humidity is low. These conditions increase the evaporation of spray droplets and the likelihood of drift to aquatic areas.

- Do not apply when wind speed or wind gusts are greater than 15 mph.
- Do not apply when wind speed is below 2 mph because wind direction will vary and there is a high potential for inversion.
- Observe the following precautions when using ground application to spray tree crops or hops in the vicinity of aquatic areas such as lakes, reservoirs, permanent streams, marshes, potholes, natural ponds, estuaries, or commercial fish ponds:
  - Do not apply NEONIC Miticide/Insecticide when weather conditions favor drift to aquatic areas.
  - Do not apply within 110 ft. upwind of aquatic areas or when wind speed is above 8 mph.
  - Spray last 3 rows windward of aquatic areas using nozzles on one side only, with spray directed away from the aquatic areas.
  - Avoid spray going over tops of trees by adjusting or turning off top nozzles. Shut off nozzles on the side away from the grove/orchard when spraying the outside row. Shut off nozzles when turning at ends of row and passing tree gaps in rows.

### **Spray Drift Precautions for Aerial Application**

#### **Drift Management Requirements**

The following drift management requirements must be followed to avoid off-target movement from aerial applications to agricultural field crops.

##### **• Outermost Nozzle Distance**

The distance of the outermost nozzles on the boom must not exceed  $\frac{3}{4}$  the length of the wingspan or rotor.

##### **• Nozzle Direction**

Nozzles must always point backward parallel with the air stream and never be pointed downwards more than 45 degrees.

##### **• Maximum Wind Speed:** Do not apply when wind speed is greater than 15 mph.

##### **• Droplet Size**

The most effective way to reduce drift potential is to apply large droplets. The best drift management strategy is to apply the largest droplets that provide sufficient coverage and control. Applying larger droplets reduces drift potential but will not prevent drift if applications are made improperly, or under unfavorable environmental conditions (see **Wind, Temperature and Humidity, and Temperature Inversions**).

##### **• Controlling Droplet Size**

**Volume:** Use high flow rate nozzles to apply the highest practical spray volume. Nozzles with higher rated flows produce larger droplets.

**Pressure:** Do not exceed the nozzle manufacturer's recommended pressures. For many nozzle types, lower pressure produces larger droplets. When higher flow rates are needed, use higher flow rate nozzles instead of increasing pressure.

**Number of Nozzles:** Use the minimum number of nozzles that provide uniform coverage.

**Nozzle Orientation:** Orienting nozzles so that the spray is released parallel to the air stream produces larger droplets than other orientations and is the recommended practice. Significant deflection from horizontal will reduce droplet size and increase drift potential.

**Nozzle Type:** Use a nozzle type that is designed for the intended application. With most nozzle types, narrower spray angles produce larger droplets. Consider using low-drift nozzles. Solid stream nozzles oriented straight back produce the largest droplets and the lowest drift.

##### **• Boom Length**

For some use patterns, reducing the effective boom length to less than  $\frac{3}{4}$  of the wingspan or rotor length may further reduce drift without reducing swath width.

##### **• Application Height**

Applications should not be made at a height greater than 10 ft. above the top of the target plants unless a greater height is required for aircraft safety. Making applications at the lowest height that is safe reduces exposure of droplets to evaporation and wind.

##### **• Swath Adjustment**

When applications are made with a cross wind, the swath will be displaced downwind. Therefore, on the up and downwind edges of the field, the applicator must compensate for this displacement by adjusting the path of the aircraft upwind.

## **Wind**

Drift potential is lowest between wind speeds of 2-10 mph. However, many factors, including droplet size and equipment type determine drift potential at any given speed. Application must be avoided below 2 mph due to variable wind direction and high inversion potential.

**Note:** Local terrain can influence wind patterns. Every applicator should be familiar with local wind patterns and how they affect spray drift.

### **• Temperature and Humidity**

To compensate for evaporation when applying NEONIC Miticide/Insecticide in low relative humidity, set up equipment to produce larger droplets. Evaporation of droplets is most severe when conditions are both hot and dry.

### **• Temperature Inversions**

NEONIC Miticide/Insecticide must not be applied during a temperature inversion because the potential for drift is high. Temperature inversions restrict vertical air mixing, and this causes small, suspended droplets to remain in a concentrated cloud. This cloud can move in unpredictable directions due to the light variable winds that are common during inversions. Temperature inversions are characterized by temperatures that increase with altitude and are common on nights with limited cloud cover and light to no wind. Inversions begin to form as the sun sets and often continue into the morning. Their presence can be indicated by ground fog; however, if fog is not present, the movement of smoke from a ground source or an aircraft smoke generator can also identify inversions. Smoke that layers and moves laterally in a concentrated cloud (under low wind conditions) indicates an inversion, while smoke that moves upward and rapidly dissipates, indicates good vertical air mixing.

**Resistance Management:** Because of the inherent risks of resistance development to any product, it is strongly advised that NEONIC Miticide/Insecticide be used in a sound resistance management program that includes rotation with other products with different modes of action.

### **In order to maintain susceptibility to these classes of chemistry:**

- Avoid using Group 6 and/or Group 4A insecticides exclusively for season-long control of insect species with more than one generation per crop season.
- For insect species with successive or overlapping generations, apply NEONIC Miticide/Insecticide or other Group 6 and/or Group 4A insecticides using a "treatment window" approach. A treatment window is a period of time as defined by the stage of crop development and/or the biology of the pests of concern. Within the treatment window, depending on the length of residual activity, there may either be single or consecutive applications (seed treatment, soil, foliar, unless otherwise stated) of the Group 6 and/or Group 4A insecticides. Do not exceed the maximum NEONIC Miticide/Insecticide allowed per growing season. Following a treatment window of Group 6 or Group 4A insecticides, rotate to a treatment window of effective products with a different mode of action before using additional applications of Group 6 or Group 4A insecticides.
- A treatment window rotation, along with other IPM practices for the crop and use area, is considered an effective use strategy for preventing or delaying an insect or mite pest's ability to develop resistance to these classes of chemistry.
- If resistance is suspected, do not reapply NEONIC Miticide/Insecticide or other Group 6 or Group 4A insecticides.

## CROP USE DIRECTIONS (Foliar)

### Pollinator Precautions & Restrictions

NEONIC Miticide/Insecticide is highly toxic to bees exposed to direct treatment on blooming crops or weeds.

- For citrus, do not apply NEONIC Miticide/Insecticide during bloom or within 10 days prior to bloom.
- For pears, do not apply NEONIC Miticide/Insecticide after pre-bloom (green cluster stage) or before post-bloom (petal fall growth stage) or when bees are foraging.
- Do not apply NEONIC Miticide/Insecticide or allow it to drift to blooming crops or weeds if bees are foraging in/or adjacent to the treatment area. This is especially critical if there are adjacent orchards that are blooming. (Refer to Spray Drift Precautions for additional information).
- After a NEONIC Miticide/Insecticide application, wait at least 5 days before placing bee hives in the treated field.
- If bees are foraging in the ground cover and it contains any blooming plants or weeds, always remove flowers before making a NEONIC Miticide/Insecticide application. This can be accomplished by mowing, disking, mulching, flailing, or applying a labeled herbicide.
- Consult with your local cooperative extension service or state agency responsible for regulating pesticide use for additional pollinator safety practices.

### ROTATIONAL CROPS\*

Treated areas may be replanted with any crop specified on an imidacloprid label, or any crop for which a tolerance exists for the active ingredient, as soon as practical following the last application. For crops not listed on an imidacloprid label, or for crops for which no tolerances for the active ingredient have been established, a 12-month plant-back interval must be observed.

### IMMEDIATE PLANT-BACK:

All crops on this label plus the following crops not on this label: barley, canola, corn (field, pop & sweet), rapeseed, sorghum, and wheat.

### 30-DAY PLANT-BACK:

Cereals (including buckwheat, millet, oats, rice, rye, and triticale), soybeans (soil applications only) and safflower.

### 10-MONTH PLANT-BACK:

Onion and bulb vegetables.

### 12-MONTH PLANT-BACK:

All Other Crops

\*Cover crops for soil building or erosion control may be planted any time, but do not graze or harvest for food or feed.

## CROP USE DIRECTIONS (Foliar)

### — APPLES —

Pests Controlled	Fluid ounces/Acre
Aphids (including woolly apple aphid)	2.6 – 5.1
Apple Maggot	.
European red mite	.
Leafhoppers	.
Leafminers	.
McDaniel spider mite	.
San Jose scale	.
Tentiform leafminers	.
Two-spotted spider mite	.
White apple leafhopper	.

#### Application Instructions:

To avoid illegal residues, mix NEONIC Miticide/Insecticide with a horticultural spray oil (not a dormant oil). Apply NEONIC Miticide/Insecticide when spider mite or insect thresholds are reached. Make a second application, if needed, to maintain control. Apply specified dosage of NEONIC Miticide/Insecticide as a foliar ground application only.

**Spider Mites:** For best results, apply before a threshold of 5 spider mites per leaf is reached. Residual spider mite control with the combination of NEONIC Miticide/Insecticide with horticultural spray oil (not a dormant oil) is greater from spray deposits on newer leaves compared to older leaves. For best results, apply NEONIC Miticide/Insecticide for spider mite control in the tree development period extending from petal fall through 6 weeks following petal fall.

**Leafminers:** For best results, apply against egg (to control new hatch) and early sap feeder stages of first and second-generation tentiform leafminers when locally established thresholds have been reached. Do not apply during bloom.

**Leafhoppers:** Apply soon after petal fall.

**Mealybugs:** Apply maximum gallonage for tree with ground equipment. Ensure good spray coverage of the trunk and scaffolding limbs or other resting sites of mealybugs.

**Rosy Apple Aphid:** Apply prior to leaf rolling caused by rosy apple aphid.

**San Jose Scale:** Time applications to the crawler stage. Treat each generation.

**White Apple Leafhopper (Not for use west of the Rocky Mountains):** Application of NEONIC Miticide/Insecticide is limited only to first generation white apple leafhopper. Apply soon after petal fall in combination with horticultural spray oil.

#### Restrictions:

- Do not apply NEONIC Miticide/Insecticide after pre-bloom (early pink growth stage) or before post-bloom (petal fall growth stage).
- Do not apply when bees are foraging.
- Pre-Harvest Interval (PHI): 28 days
- Minimum interval between applications: 21 days
- Maximum applications per year: 2
- Maximum NEONIC Miticide/Insecticide allowed per crop per application: 5.1 fluid ounces/Acre (0.1 lb. Imidacloprid/Acre; 0.009 lb Abamectin/Acre)
- Maximum NEONIC Miticide/Insecticide allowed per year: 10.2 fluid ounces/Acre (0.2 lb. Imidacloprid/Acre; 0.018 lb Abamectin/Acre)
- Do not apply more than 0.5 lb. AI (Imidacloprid)/Acre of any foliar-applied imidacloprid containing products, such as MONTANA 2F, per year.
- Do not apply more than 0.047 lb. AI Abamectin/Acre per year of any abamectin containing products, such as ABACUS.

- Amount of water: Do not apply in less than 40 gals. of water per acre.
- Grazing Restriction: Do not feed or allow livestock to graze treated area.
- When used alone or when other products are applied sequentially, the combination of NEONIC Miticide/Insecticide with horticultural spray oil can injure the fruit of certain apple varieties (e.g., rusting on light-skinned varieties such as Golden Delicious).
- Applying the combination of NEONIC Miticide/Insecticide and horticultural spray oil fewer than 14 days before or after applying Captan or other sulfur-containing products can result in phytotoxicity and crop loss.
- Application Method: Foliar ground application only. Do not apply by aircraft.

### — AVOCADOS —

Pests Controlled	Fluid ounces/Acre
Aphids Avocado lacebug Avocado Thrips ( <i>Scirtothrips perseae</i> ) Leafhoppers/Sharpshooters Mealybugs Thrips (foliage feeding thrips only) Whiteflies	5.1
Pests Suppressed	Fluid ounces/Acre
Scales	5.1

#### Application Instructions:

To avoid illegal residues, mix NEONIC Miticide/Insecticide with a horticultural spray oil (not a dormant oil) at 1-4% v/v minimum. Apply NEONIC MITICIDE/INSECTICIDE when spider mite or insect thresholds are reached. Make a second application, if needed, to maintain control.

Apply NEONIC Miticide/Insecticide as a foliar spray using ground application equipment or aircraft. Aerial application is permitted because of its importance to the avocado growing industry. However, aerial application is not the preferred method of application for the best control of thrips. With aerial application, spray coverage and the resulting control of thrips is less than with ground application. For this reason, the user accepts all liability for the level and duration of control of thrips when NEONIC Miticide/Insecticide is aerially applied.

#### Restrictions:

- Pre-Harvest Interval (PHI): 14 days
- Minimum interval between applications: 30 days
- Maximum applications per year: 2
- Maximum NEONIC Miticide/Insecticide allowed per crop per application: 5.1 fluid ounces/Acre (0.1 lb. Imidacloprid/Acre; 0.009 lb. Abamectin/Acre)
- Maximum NEONIC Miticide/Insecticide allowed per year: 10.2 fluid ounces/Acre (0.2 lb. Imidacloprid/Acre; 0.018 lb Abamectin/Acre)
- Do not apply more than 0.5 lb. AI (Imidacloprid)/Acre of any foliar-applied imidacloprid-containing products, such as MONTANA 2F, per year.
- Amount of water: Do not apply in less than 100 gals. of water with ground equipment or 50 gals. of water with aircraft.
- Grazing Restriction: Do not feed or allow livestock to graze treated area.
- Do not apply more than 0.047 lb. AI Abamectin/Acre per year of any abamectin containing products, such as ABACUS.



— CELERIAC (*Apium graveolens*) —

Pests Controlled	Fluid ounces/Acre
Aphids Flea beetles Leafhoppers Two-spotted spider mite Whiteflies	2.2
<b>Application Instructions:</b> Apply NEONIC Miticide/Insecticide as a broadcast or directed spray to the infested area using ground equipment calibrated to deliver sufficient water for thorough coverage of the foliage.  For best results, use in combination with a non-ionic surfactant. Apply when mites first appear and repeat as necessary to maintain control.  <b>Restrictions:</b> <ul style="list-style-type: none"><li>• Pre-Harvest Interval (PHI): 7 days</li><li>• Minimum interval between applications: 7 days</li><li>• Maximum applications per year: 3</li><li>• Maximum NEONIC Miticide/Insecticide allowed per crop per application: 2.2 fluid ounces/Acre (0.04 lb. Imidacloprid/Acre; 0.004 lb. Abamectin/Acre)</li><li>• Maximum NEONIC Miticide/Insecticide allowed per year: 6.7 fluid ounces/Acre (0.13 lb. Imidacloprid/Acre; 0.012 lb. Abamectin/Acre)</li><li>• Do not apply more than 0.056 lb. AI Abamectin/Acre per year of any abamectin containing products, such as ABACUS.</li><li>• Amount of water: Do not apply in less than 20 gallons of water per acre.</li><li>• Grazing Restriction: Do not feed or allow livestock to graze treated area.</li><li>• Do not apply by aircraft.</li></ul>	

## — CITRUS FRUIT (Crop Group 10) —

Crops in this group include: Calamondin, Citrus citron, Citrus hybrids (includes chironja, tangelo, tangor), Grapefruit, Kumquat, Lemon, Lime, Mandarin (tangerine), Sour orange, Sweet orange, Pummelo, and Satsuma mandarin

Pests Controlled		Fluid ounces/Acre
Aphids	Citrus thrips	6.4 – 12.8
Asian citrus psyllid	Leafhoppers/Sharpshooters	(depending on tree size, target pest and infestation pressure)
Black fly	Leafminers	.
Broad mite	Mealy bugs	.
Citrus bud mite	Scales	.
Citrus leafminer	Two-spotted spider mite	.
Citrus root weevil	Whiteflies	.
(larval complex)		.
Citrus rust mite		.
Pests Suppressed		Fluid ounces/Acre
Thrips		6.4 – 12.8
<p><b>Application Instructions:</b> To avoid illegal residues, mix NEONIC Miticide/Insecticide with a horticultural spray oil (not a dormant oil). Use 150-300 gals/A of spray mix with a minimum of 3 gal/A horticultural spray oil and apply at ground speed of 1 to 1.5 mph. Apply specified dosage as a foliar ground spray (broadcast or directed spray) to infested area, ensuring thorough coverage for all listed pests except citrus leaf miner. See specific application instructions below for citrus leaf miner.</p> <p>Apply NEONIC Miticide/Insecticide when spider mite or insect thresholds are reached. Make a second application, if needed, to maintain control.</p> <p><b>Asian Citrus Psyllid:</b> Apply NEONIC Miticide/Insecticide to protect newly expanding foliage flush during the spring, summer, or fall.</p> <p><b>Mites:</b> Apply when mites first appear during spring, summer, and/or fall.</p> <p><b>Citrus Bud Mite:</b> For best results, time the spray at "bud swell."</p> <p><b>Citrus Leafminers:</b> Apply to protect new growth during spring, summer, or fall.</p> <p><b>Citrus Thrips:</b> Application targeted for citrus thrips will only control the current generation and must be correctly timed. Apply when economic thresholds have been reached (after egg hatch has begun-preferably early to mid-hatch).</p> <p><b>Scales:</b> Time the applications to coincide with the crawler stage and within 14 days of initiation of crawler stage.</p> <p><b>Application method:</b> <b>To control citrus leafminer</b> – Foliar ground or aerial application is permitted: however, <b>do not apply with aircraft to citrus in California.</b> For Aerial application use a minimum of 10 gallons of finished spray volume per acre. Under conditions such as high pest populations, dense foliage, or adverse application conditions (such as high temperatures) use a greater volume of water to insure adequate coverage.</p> <p><b>All other pests</b> – foliar ground application only.</p>		
<p><b>Restrictions:</b></p> <ul style="list-style-type: none"> <li>• Pre-Harvest Interval (PHI): 7 days</li> <li>• Minimum interval between applications: 30 days</li> <li>• Maximum applications per year: 2</li> <li>• Maximum NEONIC Miticide/Insecticide allowed per crop per application: 12.8 fluid ounces/Acre (0.25 lb. Imidacloprid/Acre; 0.023 lb. Abamectin/Acre)</li> <li>• Maximum NEONIC Miticide/Insecticide allowed per year: 25.6 fluid ounces/Acre (0.5 lb. Imidacloprid/Acre; 0.045 lb. Abamectin/Acre)</li> <li>• Grazing Restriction: Do not feed or allow livestock to graze treated area.</li> <li>• Do not apply during bloom or within 10 days prior to bloom or when bees are foraging.</li> <li>• Do not apply more than 0.047 lb. AI Abamectin/Acre per year of any abamectin containing products, such as ABACUS.</li> <li>• Prohibited Use: For resistance management, do not use in citrus nurseries.</li> </ul>		

— COTTON —

Pests Controlled	Fluid ounces/Acre
Aphids Bandedwinged whitefly Bollworm/Budworm (ovicidal-effect) Carmine spider mite Cotton aphid Cotton fleahopper Fleahoppers Green stink bug Pacific spider mite Plant bugs (excludes <i>Lygus Hesperus</i> ) Southern green stink bug Strawberry spider mite Two-spotted spider mite	Early Season – 1.6 – 2.4 Mid-Season – 2.0 – 3.2
<b>Pests Controlled</b>	
Lygus bug ( <i>Lygus Hesperus</i> ) Whiteflies (other than banded winged whitefly)	2.4 – 3.2
<b>For mid - to late - season control of:</b> Plant bugs Stink bugs (including Brown stink bug) Grasshoppers Saltmarsh caterpillar Cotton leaf perforator	2.0 – 3.0 (Use 4.0 – 8.0 Bidrin 8 - Refer to the Bidrin 8 product label for specific use directions; follow all restrictions and precautions that appear on the label.)
<b>Application Instructions:</b> To avoid illegal residues, mix NEONIC Miticide/Insecticide with a horticultural spray oil (not a dormant oil). Apply NEONIC Miticide/Insecticide when spider mite or insect thresholds are reached. Make a second application, if needed, to maintain control. Apply NEONIC Miticide/Insecticide as a foliar spray through properly calibrated ground or aerial application equipment.  Begin application when mites are first noticed and repeat if necessary.  For use on early season cotton, apply when cotton is less than 10 inches in height. Apply at a rate of 1.6 - 2.4 fl. oz. of NEONIC Miticide/Insecticide per acre by ground equipment only. Do not use less than 1.6 fl. oz /Acre. <b>Restrictions:</b> <ul style="list-style-type: none"> <li>• Pre-Harvest Interval (PHI): 20 days</li> <li>• Minimum interval between applications: 21 days</li> <li>• Maximum applications per year: 2</li> <li>• Maximum NEONIC Miticide/Insecticide allowed per crop per application: 3.2 fluid ounces/Acre (0.06 lb. Imidacloprid/Acre; 0.006 lb. Abamectin/Acre)</li> <li>• Maximum NEONIC Miticide/Insecticide allowed per year: 6.4 fluid ounces/Acre (0.12 lb. Imidacloprid/Acre; 0.01 lb. Abamectin/Acre)</li> <li>• Do not apply more than 0.31 lb. AI (Imidacloprid)/Acre of any foliar-applied imidacloprid-containing products, such as MONTANA 2F, per year.</li> <li>• Do not apply more than 0.038 lb. AI Abamectin/Acre per year of any abamectin containing products, such as ABACUS.</li> <li>• Minimum Amount of Water: Do not apply in fewer than 5 gallons of water per acre.</li> <li>• Grazing Restriction: Do not feed or allow livestock to graze treated area.</li> </ul>	

## — FRUITING VEGETABLES (Crop Group 8) —

Crops in this group include: Eggplant, Ground cherry, Pepino, Peppers (includes bell pepper, chili pepper, cooking pepper, pimento, sweet pepper), Tomatillo, and Tomato

Pests Controlled			Fluid ounces/Acre
Aphids	<i>Liriomyza</i> leafminers	Thrips <i>palmi</i>	2.4 – 4.0
Broad mite	Pepper weevil	Tomato pinworm	
Colorado potato beetle	(Pepper only)	Tomato Psyllid	
Flea beetles	Spider mites	Tomato Russet mite	
Leafhoppers	Thrips (foliage feeding thrips only)	Whiteflies	
Pepper weevil (Pepper only)			4.0
Pests/Diseases Suppressed			Fluid ounces/Acre
Symptoms of: Tomato mottle virus Tomato spotted wilt virus Tomato yellow leaf curl virus			2.4 – 4.0

### Application Instructions:

For all pests listed except pepper weevil, apply specified dosage of NEONIC Miticide/Insecticide as a foliar broadcast or directed spray to infested area ensuring thorough coverage. NEONIC Miticide/Insecticide may be applied through properly calibrated ground or aerial application equipment. However, **do not apply with aircraft in New York State.**

For pepper weevil, apply specified dosage of NEONIC Miticide/Insecticide as a foliar broadcast or directed spray by ground equipment to infested area, timing applications prior to a damaging population becoming established. Good coverage of foliage and fruit is necessary for optimal control.

Applications of NEONIC Miticide/Insecticide must be incorporated into a full-season program, where alternations of effective products from multiple classes of chemistry and different modes of action are utilized in a blocked or windowed approach. For additional information, please contact your Extension Specialist or crop advisor.

**Broad, russet, and spider mites:** Apply when mites first appear.

**Thrips *palmi*:** Apply when thrips are first observed.

**Tomato pinworm:** Application may be made from the time moth activity is detected up to, but no later than, the time when newly emerged larvae are present.

**Leafminers:** Apply when adult flies are first observed.

**Mites, leafminers, Thrips *palmi*, and Colorado potato beetle:** Use 2.4 fl. oz./Acre for low to moderate infestations and 4 fl. oz./Acre for severe infestations.

### Restrictions:

- Pre-Harvest Interval (PHI): 7 days
- Minimum interval between applications: 7 days
- Maximum applications per year: 3
- Maximum NEONIC Miticide/Insecticide allowed per crop per application: 4.1 fluid ounces/Acre (0.08 lb. Imidacloprid/Acre; 0.01 lb. Abamectin/Acre)
- Maximum NEONIC Miticide/Insecticide allowed per year: 12.3 fluid ounces/Acre (0.24 lb. Imidacloprid/Acre; 0.02 lb. Abamectin/Acre)
- Do not apply more than 0.056 lb. AI Abamectin/Acre per year of any abamectin containing products, such as ABACUS.
- **Prohibited Use: For resistance management, do not use on fruiting vegetables grown for transplanting.**
- Amount of Water: Do not apply in less than 20 gals. of water/Acre with ground application equipment. Do not apply in less than 5 gals. of water/Acre with aircraft. Under conditions such as high pest populations, dense foliage, or adverse application conditions (such as high temperatures) use a greater volume of water to insure adequate coverage.
- Grazing Restriction: Do not feed or allow livestock to graze treated area.

— GRAPES —

Pests Controlled	Fluid ounces/Acre
European Fruit Lecanium Leafhoppers/Sharpshooters Mealy bugs Pacific spider mite <i>Phylloxera</i> spp. Two-spotted spider mite Variegated leafhoppers Western grape leafhopper Western grapeleaf skeletonizer Willamette spider mite	1.9 – 2.6
Pests/Diseases Suppressed	Fluid ounces/Acre
Pierce's disease	2.4 – 2.6
<p><b>Application Instructions:</b>            Apply NEONIC Miticide/Insecticide in combination with a nonionic surfactant to improve wetting of foliage and to smooth out spray deposits. Spreading and penetrating surfactants can improve insect control. Do not use binder or sticker-type surfactants. Although NEONIC Miticide/Insecticide has been tested in combination with a nonionic surfactant for safety to grapes, it is impossible to test on all grape varieties under the variety of conditions that may cause crop injury. Therefore, when using NEONIC Miticide/Insecticide in combination with a nonionic surfactant, carefully follow the Directions for Use and Precautions on the nonionic surfactant label and in official spray guides.</p> <p>Apply NEONIC Miticide/Insecticide as a foliar spray using conventional ground sprayers calibrated to deliver sufficient water for thorough coverage. Thorough coverage is essential for good spider mite and insect control. Do not spray alternate rows. Apply NEONIC Miticide/Insecticide to both sides of each row for maximum coverage.</p> <p><b>Spider Mites:</b> Apply when mites first appear but before motiles exceed 5 per leaf.</p> <p><b>Western Grapeleaf Skeletonizer:</b> Apply NEONIC Miticide/Insecticide when larvae are first observed. For optimum control, apply shortly after egg hatch.</p> <p><b>Restrictions:</b></p> <ul style="list-style-type: none"> <li>• Pre-Harvest Interval (PHI): 28 days</li> <li>• Minimum interval between applications: 21 days</li> <li>• Maximum applications per year: 2</li> <li>• Maximum NEONIC Miticide/Insecticide allowed per crop per application: 2.6 fluid ounces/Acre (0.05 lb. Imidacloprid/Acre; 0.005 lb. Abamectin/Acre)</li> <li>• Maximum NEONIC Miticide/Insecticide allowed per year: 5.1 fluid ounces/Acre (0.1 lb. Imidacloprid/Acre; 0.01 lb. Abamectin/Acre)</li> <li>• Do not apply more than 0.038 lb. AI Abamectin/Acre per year of any abamectin containing products, such as ABACUS.</li> <li>• Amount of Water: Do not apply in less than 50 gals. of water/Acre with conventional ground application equipment. When using an electro-static sprayer, less than 50 gals. of water/Acre may be used, however do not use less than 5 gals. of water/Acre.</li> <li>• Grazing Restriction: Do not feed or allow livestock to graze treated area.</li> <li>• Application Method: Foliar ground application only.</li> </ul>	

**— HERB CROPS except Chives —  
(Crop Subgroup 19A)**

Crops in this subgroup include: Angelica, Balm (lemon balm), Basil (fresh and dried), Borage, Burnet, Camomile, Catnip, Chervil (dried), Clary, Coriander (cilantro or Chinese parsley leaves), Costmary, Culantro (leaf), Curry (leaf), Dillweed, Horehound, Hyssop, Lavender, Lemongrass, Lovage (leaf), Marigold, Marjoram, Nasturtium, Parsley (dried), Pennyroyal, Rosemary, Rue, Sage, Savory (summer and winter), Sweet bay (bay leaf), Tansy, Tarragon, Thyme, Wintergreen, Woodruff, Wormwood

Pests Controlled	Fluid ounces/Acre
Aphids	2.2
Flea beetles	.
Leafhoppers	.
<i>Liriomyza</i> leafminers	.
Whiteflies	.
Pests Suppressed	Fluid ounces/Acre
Thrips (foliage feeding thrips only)	2.2

**Application Instructions:**

NEONIC Miticide/Insecticide may be applied as a foliar spray through properly calibrated ground application equipment. Thorough coverage with direct contact of the spray material to the target pests is required for optimum control.

Apply when adult flies are first observed and repeat application, as necessary to maintain control. (See Use Restrictions)

NEONIC Miticide/Insecticide may be used without a wetting agent. Use a nonionic surfactant when necessary to improve the wetting of foliage and to smooth out spray deposits.

Although NEONIC Miticide/Insecticide has been tested in combination with a nonionic surfactant for safety to herbs, it is impossible to test on all herb types and varieties under the variety of conditions that may cause crop injury. Therefore, when using NEONIC Miticide/Insecticide in combination with a nonionic surfactant, carefully follow the Directions for Use and Precautions on the nonionic surfactant label and in official spray guides.

**Note:** Not all crops and/or varieties listed above have been tested for phytotoxic effects. Without specific knowledge about a particular crop and variety, treat only a small area or number of plants prior to commercial use.

**Restrictions:**

- Pre-Harvest Interval (PHI): 14 days
- Minimum interval between applications: 7 days
- Maximum applications per year: 3 (Note: Do not make more than 2 applications per single cutting (harvest).
- Maximum NEONIC Miticide/Insecticide allowed per crop per application: 2.2 fluid ounces/Acre (0.04 lb. Imidacloprid/Acre; 0.004 lb. Abamectin/Acre)
- Maximum NEONIC Miticide/Insecticide allowed per year: 6.7 fluid ounces/Acre (0.13 lb. Imidacloprid/Acre; 0.01 lb. Abamectin/Acre)
- Do not apply more than 0.056 lb. AI Abamectin/Acre per year of any abamectin containing products, such as ABACUS.
- Minimum amount of water: Use a minimum of 30 gallons of water/Acre.
- Grazing Restriction: Do not feed or allow livestock to graze treated area.
- Application Method: Foliar ground application only. Do not apply by aircraft.

— HOPS —

Pests Controlled	Fluid ounces/Acre
Aphids Two-spotted spider mite	5.1
<p><b>Application Instructions:</b>            Apply specified dosage of NEONIC Miticide/Insecticide as a foliar broadcast or directed spray to infested area ensuring thorough coverage. Apply NEONIC Miticide/Insecticide through properly calibrated ground equipment. Apply NEONIC Miticide/Insecticide when spider mite or insect thresholds are reached. Make a second application, if needed, to maintain control.</p> <p><b>Note:</b> NEONIC Miticide/Insecticide may be used without any wetting agent. Use a nonionic surfactant when necessary to improve the wetting of foliage and to smooth out spray deposits.</p> <p><b>Restrictions:</b></p> <ul style="list-style-type: none"> <li>• Pre-Harvest Interval (PHI): 28 days</li> <li>• Minimum interval between applications: 21 days</li> <li>• Maximum applications per year: 2</li> <li>• Maximum NEONIC Miticide/Insecticide allowed per crop per application: 5.1 fluid ounces/Acre (0.1 lb. Imidacloprid/Acre; 0.01 lb. Abamectin/Acre)</li> <li>• Maximum NEONIC Miticide/Insecticide allowed per year: 10.2 fluid ounces/Acre (0.2 lb. Imidacloprid/Acre; 0.018 lb. Abamectin/Acre)</li> <li>• Do not apply more than 0.035 lb. AI Abamectin/Acre per year of any abamectin containing products, such as ABACUS.</li> <li>• Do not apply more than 0.3 lb. AI (Imidacloprid)/Acre of any foliar-applied imidacloprid-containing products, such as MONTANA 2F, per year.</li> <li>• Minimum amount of water: Do not apply in less than 40 gals. of water/Acre.</li> <li>• Grazing Restriction: Do not feed or allow livestock to graze treated area.</li> <li>• Application Method: Ground application only.</li> <li>• Do not apply by aircraft.</li> </ul>	

— Leafy Vegetables except Brassica vegetables —

Amaranth (leafy amaranth, Chinese spinach, tampala); Arugula (Roquette); Chervil; Chrysanthemum, edible leaved and garland; Corn salad; Cress, garden and upland (yellow rocket and winter cress); Dandelion; Dock (Sorrel); Endive (escarole); Lettuce, head and leaf; New Zealand Spinach; Orach; Parsley; Purslane, garden and winter; Radicchio (red chicory); Spinach: Vine spinach: and Swiss chard

Pests Controlled	Fluid ounces/Acre
Aphids	2.4
Flea beetles	.
Leafhoppers	.
Liriomyza leafminers	.
Spider mites (two-spotted and carmine)	.
Thrips (foliage feeding thrips only)	.
Whiteflies	.

**Application Instructions:**

NEONIC Miticide/Insecticide may be applied as a foliar spray with ground application equipment or aircraft. For best control of mites, apply NEONIC Miticide/Insecticide with ground application equipment. With aerial application, spray coverage and the resulting control of mites is less than with ground application. For this reason, the user accepts all liability for the level and duration of control of mites when NEONIC Miticide/Insecticide is aurally applied.

NEONIC Miticide/Insecticide may be used without a wetting agent. Spreading and penetrating surfactants can improve insect control. Use a nonionic surfactant when necessary to improve the wetting of foliage and to smooth out spray deposits. Do not use binder or sticker-type surfactants.

**Leafminers:** Apply when adult flies are first observed and repeat applications as needed to maintain control. (See Use Restrictions)

**Restrictions:**

- Pre-Harvest Interval (PHI): 7 days
- Minimum interval between applications: 7 days
- Maximum applications per year: 2
- Maximum NEONIC Miticide/Insecticide allowed per crop per application: 2.4 fluid ounces/Acre (0.046 lb. Imidacloprid/Acre; 0.004 lb. Abamectin/Acre)
- Maximum NEONIC Miticide/Insecticide allowed per year: 4.8 fluid ounces/Acre (0.092 lb. Imidacloprid/Acre; 0.01 lb Abamectin/Acre).
- Do not apply more than 0.23 lb. AI (Imidacloprid)/Acre of any foliar-applied imidacloprid-containing products, such as MONTANA 2F, per year.
- Do not apply more than 0.01 lb. AI Abamectin/Acre per year of any abamectin containing products, such as ABACUS.
- Minimum amount of water: Do not apply in less than 20 gals. of water/Acre. with ground application equipment. Do not apply in less than 5 gals. of water per acre with aircraft. Under conditions such as high pest populations, dense foliage, or adverse application conditions (such as high temperatures) use a greater volume of water to insure adequate coverage.
- Application method: Ground or aerial application permitted; however **do not apply with aircraft in New York State.**
- For resistance management, do not use on leafy vegetables grown for transplanting.
- Grazing Restriction: Do not feed or allow livestock to graze treated area.



— PEARS (Including Oriental Pear Trees) —

Pests Controlled	Fluid ounces/Acre
Aphids	6.5 – 12.8
European red mite	
Leafhoppers	
Leafminers	
McDaniel spider mite	
Mealy bugs	
Pear psylla	
Pear rust mite	
San Jose scale	
Two-spotted spider mite	
Yellow mite	

**Application Instructions:**

To avoid illegal residues, mix NEONIC Miticide/Insecticide with a horticultural spray oil (not a dormant oil).

Apply NEONIC Miticide/Insecticide when spider mite or insect thresholds are reached. Make a second application, if needed, to maintain control.

Apply specified dosage of NEONIC Miticide/Insecticide as a foliar broadcast or directed spray to infested area ensuring thorough coverage. Apply NEONIC Miticide/Insecticide through properly calibrated ground equipment.

**Leafhoppers:** Apply low rate for low to moderate populations of white apple leafhoppers and high rate for high populations or for other leafhopper species. Apply NEONIC Miticide/Insecticide while most leafhoppers are in the nymphal stage

**Leafminer:** For first generation leafminer control, make application as soon as pollination is complete and bees are removed from the orchard. Greatest leafminer control will result from the earliest possible application. For second and succeeding generations of leafminer, optimal control is obtained from applications made early in the adult flight against egg and early instar larvae. A second application may be required 10 days later if severe pressure continues or if generations are overlapping. A single application may result in suppression only. NEONIC Miticide/Insecticide will not control late instar larvae.

**Mealybugs:** Apply maximum gallonage for tree with ground equipment. Ensure good spray coverage of the trunk and scaffolding limbs or other resting sites of mealybugs.

**Rosy Apple Aphid:** Apply prior to leaf rolling caused by rosy apple aphid.

**San Jose Scale:** Time applications to the crawler stage. Treat each generation.

**Restrictions:**

- Pre-Harvest Interval (PHI): 28 days
- Minimum interval between applications: 21 days
- Maximum applications per year: 2
- Maximum NEONIC Miticide/Insecticide allowed per crop per application: 12.8 fluid ounces/Acre (0.25 lb. Imidacloprid/Acre; 0.02 lb. Abamectin/Acre)
- Maximum NEONIC Miticide/Insecticide allowed per year: 25.6 fluid ounces/Acre (0.5 lb. Imidacloprid/Acre; 0.047 lb. Abamectin/Acre)
- Minimum amount of water: Do not apply less than 40 gals. of water/Acre.
- Grazing Restriction: Do not feed or allow livestock to graze treated area.
- Application method: Foliar ground application only. Do not apply by aircraft.
- Do not apply pre-bloom or during bloom or when bees are foraging.

## — STONE FRUIT (Crop Group 12) —

**Crops in this group include: apricot, cherry (sweet and tart); nectarine; peach; plum; plum (chickasaw, damson, and Japanese); plumcot, and prune (fresh)**

Pests Controlled			Fluid ounces/Acre
Aphids (including woolly apple aphid)	European red mite	Plant bugs	2.6 – 5.1
Black peach aphid (infesting roots)	Green June beetle	Rose chafer	.
	Japanese beetle	San Jose scale	.
	Leafhoppers/Sharpshooters	Two-spotted spider mite	.
	Pacific spider mite		.
Cherry fruit fly (maggot of Eastern and Western)			5.1 *
Pests Suppressed			Fluid ounces/Acre
Plum curculio			5.1 *
Stink bugs			

### Application Instructions:

Apply specified dosage of NEONIC Miticide/Insecticide as a foliar broadcast or directed spray to infested area ensuring thorough coverage.

Apply when mites first appear. A second application may be made, if needed, to maintain control. (See Use Restrictions). Always apply NEONIC Miticide/Insecticide in combination with a nonionic surfactant that spreads on and/or penetrates the leaf cuticle, or apply with horticultural spray oil (not a dormant oil).

Notes: A nonionic surfactant that spreads on and/or penetrates the leaf cuticle can improve insect control. Although NEONIC Miticide/Insecticide has been tested in combination with nonionic surfactants for safety to stone fruit, it is impossible to test on all stone fruit varieties under the variety of conditions that may cause crop injury. Therefore, when using NEONIC Miticide/Insecticide in combination with a nonionic surfactant, carefully follow the Directions for Use and Precautions on the surfactant label and in official spray guides.

A horticultural oil (not a dormant oil) may improve efficacy and can be used but it may increase the possibility of phytotoxicity to foliage and fruit.

### Restrictions:

- Pre-Harvest Interval (PHI): 21 days
- Minimum interval between applications: 21 days
- Maximum applications per year: 2
- Minimum amount of water: Do not apply in less than 50 gals. of water/Acre.
- Grazing Restriction: Do not feed or allow livestock to graze treated area.
- Application method: Foliar ground application only. Do not apply by aircraft.
- Do not apply pre-bloom or during bloom or when bees are foraging.
- Do not apply more than 0.047 lb. AI Abamectin/Acre per year of any abamectin containing products, such as ABACUS.

### Restrictions for Apricot, Nectarine, Peach:

- Maximum NEONIC Miticide/Insecticide allowed per crop per application: 5.1 fluid ounces/Acre (0.1 lb. Imidacloprid/Acre; 0.01 lb. Abamectin/Acre)
- Maximum NEONIC Miticide/Insecticide allowed per year: 10.2 fluid ounces/Acre (0.2 lb. Imidacloprid/Acre; 0.018 lb. Abamectin/Acre)
- Do not apply more than 0.3 lb. AI (Imidacloprid)/Acre of any foliar-applied imidacloprid-containing products, such as MONTANA 2F, per year.

### Restrictions for Cherries, Plums, Plumcot, Prune:

- Maximum NEONIC Miticide/Insecticide allowed per crop per application: 5.1 fluid ounces/Acre (0.1 lb. Imidacloprid/Acre; 0.01 lb. Abamectin/Acre)
- Maximum NEONIC Miticide/Insecticide allowed per year: 10.2 fluid ounces/Acre (0.2 lb. Imidacloprid/Acre; 0.018 lb. Abamectin/Acre)
- Do not apply more than 0.5 lb. AI (Imidacloprid)/Acre of any foliar-applied imidacloprid-containing products, such as MONTANA 2F, per year.

— STRAWBERRIES —

Pests Controlled	Fluid ounces/Acre
Aphids Spittlebugs Two-spotted spider mites White grub complex (grubs of Asiatic garden beetle, European and Masked chafer, Japanese beetle, Oriental beetle) Whiteflies	2.4
<p data-bbox="102 468 440 499"><b>Application Instructions:</b></p> <p data-bbox="102 499 1344 594">Apply specified dosage of NEONIC Miticide/Insecticide as a broadcast or directed spray to infested area through properly calibrated ground equipment. Adjust spray volume and nozzle placement to assure maximum coverage of tops and undersides of leaves.</p> <p data-bbox="102 625 870 657">Make 2 applications 7-10 days apart when mites first appear.</p> <p data-bbox="102 688 961 720">Repeat this sequence of application if necessary to maintain control.</p> <p data-bbox="102 751 1372 825">Note: NEONIC Miticide/Insecticide may be used without any wetting agent. Use a nonionic surfactant when necessary to improve the wetting of foliage and to smooth out spray deposits.</p> <p data-bbox="102 856 277 888"><b>Restrictions:</b></p> <ul data-bbox="151 888 1372 1285" style="list-style-type: none"><li>• Pre-Harvest Interval (PHI): 7 days</li><li>• Minimum interval between applications: 7-10 days (Do not apply NEONIC Miticide/Insecticide within 21 days of second application)</li><li>• Maximum applications per year: 3</li><li>• Maximum NEONIC Miticide/Insecticide allowed per crop per application: 2.4 fluid ounces/Acre (0.05 lb. Imidacloprid/Acre; 0.004 lb. Abamectin/Acre)</li><li>• Maximum NEONIC Miticide/Insecticide allowed per year: 7.2 fluid ounces/Acre (0.14 lb. Imidacloprid/Acre; 0.01 lb. Abamectin/Acre).</li><li>• Minimum amount of Water: Do not apply in less than 40 gallons of water/Acre.</li><li>• Grazing Restriction: Do not feed or allow livestock to graze treated area.</li><li>• Application method: Foliar ground application only. Do not apply by aircraft.</li><li>• Do not apply during bloom or within 10 days prior to bloom or when bees are foraging.</li></ul>	

**— TREE NUTS except Almond —  
(Crop Group 14) and Pistachio**

**Crops in this group include: Beech nut, Brazil nut, butternut, cashew, chestnut, chinquapin, filbert (hazelnut), hickory nut, macadamia nut, pecan, and walnuts (black and English)**

<b>Pests Controlled</b>	<b>Fluid ounces/Acre</b>
Aphids (except Black pecan aphid)	2.2 – 4.6
European red mite	
Leafhoppers/Sharpshooters	
Pacific spider mite	
Phylloxera sp. (leaf infestations)	
Spittlebugs	
Strawberry spider mite	
Termites	
Two-spotted spider mite	
Whiteflies	
Black pecan aphid	5.1
Mealybugs	
San Jose scale	
<b>Pests/Diseases Suppressed</b>	<b>Fluid ounces/Acre</b>
Pecan scab (from reduction in honeydew deposition)	4.6
Thrips (foliage feeding thrips only)	

**Application Instructions:**

To avoid illegal residues, mix NEONIC Miticide/Insecticide with a horticultural spray oil (not a dormant oil).

Apply NEONIC Miticide/Insecticide as a foliar spray using conventional dilute or concentrate sprayers calibrated to deliver sufficient water for thorough coverage. Gallons of spray will vary with size and number of trees per acre and density of foliage. In any case, thorough coverage is essential for good spider mite and insect control.

Apply NEONIC Miticide/Insecticide when spider mites first appear. Residual spider mite control is greater from spray deposits on newer leaves compared to older leaves.

Applications for control of San Jose scale should be timed according to crawler stage, treating each successive generation. Two applications may be required to achieve control.

**Restrictions:**

- Pre-Harvest Interval (PHI): 21 days
- Minimum interval between applications: 21 days
- Maximum applications per year: 2
- Maximum NEONIC Miticide/Insecticide allowed per crop per application: 5.1 fluid ounces/Acre (0.10 lb. Imidacloprid/Acre; 0.01 lb. Abamectin/Acre)
- Maximum NEONIC Miticide/Insecticide allowed per year: 10.2 fluid ounces/Acre (0.20 lb. Imidacloprid/Acre; 0.02 lb. Abamectin/Acre)
- Do not apply more than 0.36 lb. AI (Imidacloprid)/Acre of any foliar-applied imidacloprid-containing products, such as MONTANA 2F, per year.
- Do not apply more than 0.047 lb. AI Abamectin/Acre per year of any abamectin containing products, such as ABACUS.
- Amount of Water: Do not apply in less than 50 gallons of water/Acre.
- Grazing Restriction: Do not feed or allow livestock to graze treated area.
- Application: Foliar ground application only. Do not apply by aircraft.
- Do not apply pre-bloom or during bloom or when bees are foraging.
- Do not use on Almonds.

## — TUBEROUS AND CORM VEGETABLES — (Crop Subgroup 1C)

Crops in this subgroup include: arracacha; arrowroot; artichoke, Chinese; artichoke, Jerusalem; canna, edible; cassava (bitter and sweet); chayote (root); chufa; dasheen; ginger; leren; potato; sweet potato; tanier; tumeric; yam bean; and yam (true)

Pests Controlled	Fluid ounces/Acre
Aphids	2.2
Colorado potato beetle	.
Flea beetles	.
Leafhoppers	.
<i>Liriomyza</i> leafminers	.
Potato psyllid	.
Psyllids	.
Spider mites	.
Pests/Diseases Suppressed	Fluid ounces/Acre
Symptoms of:	2.2
Potato leaf roll virus (PLRV)	
Potato yellows	
Net necrosis (PLRV)	
Wireworms (with in-furrow spray at planting)	

### Application Instructions:

For optimum spider mite and insect control, add a nonionic surfactant or organosilicone-based surfactant at the manufacturer's specified rate.

Insect and spider mite control may be reduced if NEONIC Miticide/Insecticide is used in combination with a sticker or binder type product such as Bravo® Weather Stik®.

**Colorado Potato Beetle:** Make the first application after approximately 50% of the egg masses have hatched and larvae are present. If 2 applications are needed, limit them to a single Colorado potato beetle generation per crop. Do not make more than 2 applications per crop. (See Use Restrictions.)

***Liriomyza* Leafminers:** Make the first application when adult flies are first observed. Repeat applications as needed to maintain control. (See Use Restrictions.)

**Spider Mites:** Make the first application when mites first appear. Repeat application as needed to maintain control. (See Use Restrictions.)

### Restrictions:

- Pre-Harvest Interval (PHI): 14 days
- Minimum interval between applications: 7 days
- Maximum applications per year: 3
- Maximum NEONIC Miticide/Insecticide allowed per crop per application: 2.2 fluid ounces/Acre (0.04 lb. Imidacloprid/Acre; 0.004 lb. Abamectin/Acre)
- Maximum NEONIC Miticide/Insecticide allowed per year: 6.7 fluid ounces/Acre (0.13 lb. Imidacloprid/Acre; 0.01 lb. Abamectin/Acre)
- For spider mites or Colorado potato beetle control do not apply more than 0.038 lb. AI Abamectin/Acre per year of any abamectin containing products, such as ABACUS. For leafminer control do not apply more than 0.056 lb. AI Abamectin/Acre per year of any abamectin containing products, such as ABACUS.
- Amount of Water: Do not apply in less than 20 gals. of water with ground application equipment. Do not apply in less than 5 gals. of water/Acre with aircraft. Under conditions such as high pest populations, dense foliage, or adverse application conditions (such as high temperatures) use a greater volume of water to insure adequate coverage.
- Grazing Restriction: Do not feed or allow livestock to graze treated area.
- Application Method: Foliar ground or aerial application permitted; however **do not apply with aircraft in New York State.**

— CHRISTMAS TREE —

Pests Controlled	Fluid ounces/Acre
Aphids Adelgids Boxwood Leafminer Camine Spider Mite Cyclamen and Broad Mites Eriophyid Mites European Red Mite Rust and Bud Mites Sawflies Southern Red Mite Spruce Spider Mite Tarsoneimid Mites Thrips Twospotted Spider Mite Whiteflies White grub complex (damage from grubs of Asiatic garden beetle, European and Masked chafer, Japanese beetle, and oriental beetle)	2.6 – 5.1
<p><b>Application Instructions:</b>  Apply specified dosage of NEONIC Miticide/Insecticide as a broadcast or directed spray to infested area ensuring thorough coverage. Mix with sufficient water to obtain uniform coverage. Apply NEONIC Miticide/Insecticide through properly calibrated ground equipment or aerial equipment.</p> <p><b>Mites:</b> Apply when mites first appear and repeat as necessary to maintain control.</p> <p><b>Leafminers:</b> Apply as needed and repeat at 7-day intervals or as necessary to maintain control.</p> <p><b>Aphids, Thrips, and Whiteflies (suppression):</b> Apply when young, immature stages of these pests are first observed and repeat every 7 days for 2 or 3 weeks. After which time, rotate to other products that have different modes of action than NEONIC Miticide/Insecticide for at least 2-3 weeks. Aphids, thrips, and whiteflies are killed by direct contact with the NEONIC Miticide/Insecticide spray. Enhance residual control of pests by adding a horticultural spray oil at 0.5 to 1.0% of the spray volume. Repeat application as necessary, but no sooner than 7 days to maintain control. Some plants are sensitive to oils and so without prior experience the user should spray a small number of plants and observe plants for 2 weeks before spraying the remaining plants. Excessive cold or warm temperatures may increase the chance of plant damage following application with oils. Carefully read and follow directions on the oil label and do not exceed maximum rates listed on either label.</p> <p><b>Restrictions:</b></p> <ul style="list-style-type: none"> <li>• Pre-Harvest Interval (PHI): 7 days</li> <li>• Minimum interval between applications: 7 days</li> <li>• Maximum applications per year: 5</li> <li>• Maximum NEONIC Miticide/Insecticide allowed per crop per application: 5.1 fluid ounces/Acre (0.1 lb. Imidacloprid/Acre; 0.01 lb. Abamectin/Acre)</li> <li>• Maximum NEONIC Miticide/Insecticide allowed per year: 25.6 fluid ounces/Acre (0.5 lb. Imidacloprid/Acre; 0.04 lb Abamectin/Acre)</li> <li>• Grazing Restriction: Do not feed or allow livestock to graze treated area.</li> </ul>	

## STORAGE AND DISPOSAL

Do not contaminate water, food, or feed by storage or disposal.

**Pesticide Storage:** Store in a cool, dry place and in such a manner as to prevent cross contamination with other pesticides, fertilizers, food, and feed. Store in original container and out of the reach of children, preferably in a locked storage area.

**Pesticide Disposal:** Open dumping is prohibited. Pesticide wastes are toxic. Improper disposal of excess pesticide, spray mixture, or rinsate is a violation of federal law. If these wastes cannot be disposed of by use according to label instructions, contact your State Pesticide or Environmental Control Agency, or the Hazardous Waste Representative at the nearest EPA Regional Office for guidance.

**Container Handling (Non-refillable Container):** Do not reuse this container to hold materials other than pesticides or dilute pesticides (rinsate). After emptying and cleaning, it may be allowable to temporarily hold rinsate or other pesticide-related materials in the container. Contact your state regulatory agency to determine allowable practices in your state. Contact your state regulatory agency to determine allowable practices in your state. Offer for recycling, or puncture and dispose of in a sanitary landfill, or if allowed by State and local authorities, by burning. If burned, stay out of smoke.

**Residue Removal:** Triple rinse or pressure rinse container (or equivalent) promptly after emptying. Triple rinse as follows: Empty the remaining contents into application equipment or a mix tank and drain for 10 seconds after the flow begins to drip. Fill the container  $\frac{1}{4}$  full with water and recap. Shake for 10 seconds. Pour rinsate into application equipment or a mix tank or store rinsate for later use or disposal. Drain for 10 seconds after the flow begins to drip. Repeat this procedure two more times. Pressure rinse as follows: Empty the remaining contents into application equipment or a mix tank and continue to drain for 10 seconds after the flow begins to drip. Hold container upside down over application equipment or mix tank or collect rinsate for later use or disposal. Insert pressure rinsing nozzle in the side of the container, and rinse at about 40 PSI for at least 30 seconds. Drain for 10 seconds after the flow begins to drip.

**SPILLS:** For minor spills, leaks, etc., follow all precautions indicated on this label and clean up immediately. Take special care to avoid contamination of equipment and facilities during cleanup procedures and disposal of wastes. Handle and open container in a manner as to prevent spillage. If the container is leaking, invert to prevent leakage. If container is leaking or material spilled for any reason or cause, carefully dam up spilled material to prevent runoff. Refer to Precautionary Statements on label for hazards associated with the handling of this material. Do not walk through spilled material. Absorb spilled material with absorbing type compounds and dispose of as directed for pesticides below. In spill or leak incidents, keep unauthorized people away. You may contact the CHEMTREC Emergency Response for decontamination procedures.

**FOR CHEMICAL EMERGENCY: Spill, leak, fire, exposure, or accident, call CHEMTREC AT 1-800-424-9300.**

## CONDITIONS OF SALE AND LIMITATION OF WARRANTY AND LIABILITY

**NOTICE:** Read the entire Directions for Use and Conditions of Sale and Limitation of Warranty and Liability before buying or using this product. If the terms are not acceptable, return the product at once, unopened and the purchase price will be refunded.

The Directions for Use of this product must be followed carefully. It is impossible to eliminate all risks inherently associated with the use of this product. Crop injury, ineffectiveness or other unintended consequences may result because of such factors as manner of use or application, weather or crop conditions, presence of other materials or other influencing factors in the use of the product, which are beyond the control of Rotam North America, Inc. or Seller. To the extent consistent with applicable law, all such risks shall be assumed by Buyer and User, and Buyer and User agree to hold Rotam North America, Inc. and Seller harmless for any claims relating to such factors.

Rotam North America, Inc. warrants that this product conforms to the chemical description on the label and is reasonably fit for the purposes stated in the Directions for Use, subject to the inherent risks referred to above, when used in accordance with directions under normal use conditions. This warranty does not extend to the use of the product contrary to label instructions, or under abnormal conditions or under conditions not reasonably foreseeable to or beyond the control of Seller or Rotam North America, Inc., and Buyer and User assume the risk of any such use. **TO THE EXTENT CONSISTENT WITH APPLICABLE LAW, ROTAM NORTH AMERICA, INC. MAKES NO WARRANTIES OF MERCHANTABILITY OR OF FITNESS FOR A PARTICULAR PURPOSE NOR ANY OTHER EXPRESS OR IMPLIED WARRANTY EXCEPT AS STATED ABOVE.**

To the extent consistent with applicable law, Rotam North America, Inc. or Seller shall not be liable for any incidental, consequential or special damages resulting from the use or handling of this product. **TO THE EXTENT CONSISTENT WITH APPLICABLE LAW, THE EXCLUSIVE REMEDY OF THE USER OR BUYER, AND THE EXCLUSIVE LIABILITY OF ROTAM NORTH AMERICA, INC. AND SELLER FOR ANY AND ALL CLAIMS, LOSSES, INJURIES OR DAMAGES (INCLUDING CLAIMS BASED ON BREACH OF WARRANTY, CONTRACT, NEGLIGENCE, TORT, STRICT LIABILITY OR OTHERWISE) RESULTING FROM THE USE OR HANDLING OF THIS PRODUCT, SHALL BE THE RETURN OF THE PURCHASE PRICE OF THE PRODUCT OR, AT THE ELECTION OF ROTAM NORTH AMERICA, INC. OR SELLER, THE REPLACEMENT OF THE PRODUCT.**

Rotam North America, Inc. and Seller offer this product, and Buyer and User accept it, subject to the foregoing conditions of sale and limitations of warranty and of liability, which may not be modified except by written agreement signed by a duly authorized representative of Rotam North America, Inc.



33/36

**RESTRICTED USE PESTICIDE**  
**TOXIC TO FISH, MAMMALS, AND AQUATIC ORGANISMS**  
**FOR RETAIL SALE TO AND USE ONLY BY CERTIFIED APPLICATORS OR PERSONS UNDER**  
**THEIR DIRECT SUPERVISION, AND ONLY FOR THOSE USES COVERED BY THE CERTIFIED**  
**APPLICATOR'S CERTIFICATION.**

GROUP	6	4A	INSECTICIDE
-------	---	----	-------------

## NEONIC Miticide/Insecticide

### ACTIVE INGREDIENTS:

Abamectin, Avermectin B1*	2.50%
Imidacloprid, 1-[(6-Chloro-3-pyridinyl) methyl]-N-nitro-2-imidazolidinimine**	26.80%
Other Ingredients	70.70%
<b>Total:</b>	<b>100.00%</b>

\*Contains 28 grams of Abamectin per liter (0.23 pounds per gallon)

\*\*Contains 300 grams of Imidacloprid per liter (2.5 pounds per gallon)

**SHAKE WELL BEFORE USING**

EPA Reg. No. 83100-33

EPA Est. No.: \_\_\_\_\_

## KEEP OUT OF REACH OF CHILDREN WARNING/AVISO

Si usted no entiende la etiqueta, busque a alguien para que se la explique a usted en detalle.  
(If you do not understand the label, find someone to explain it to you in detail.)

*See additional Precautionary Statements and Directions For Use inside booklet.*

### Manufactured for:

Rotam North America, Inc.  
4900 Koger Blvd., Suite 140  
Greensboro, NC 27407  
1-866-927-6826

**Net Contents: 1 GALLON (3.78 Liters)**

Made in China.

FIRST AID	
IF SWALLOWED	<ul style="list-style-type: none"> <li>• Call a poison control center or doctor immediately for treatment advice.</li> <li>• Have person sip a glass of water if able to swallow.</li> <li>• Do not induce vomiting unless told to by a poison control center or doctor.</li> <li>• Do not give anything by mouth to an unconscious person.</li> </ul>
IF ON SKIN OR CLOTHING	<ul style="list-style-type: none"> <li>• Take off contaminated clothing.</li> <li>• Rinse skin immediately with plenty of water for 15-20 minutes.</li> <li>• Call a poison control center or doctor for further treatment advice.</li> </ul>
IF INHALED	<ul style="list-style-type: none"> <li>• Move person to fresh air.</li> <li>• If person is not breathing, call 911 or an ambulance, then give artificial respiration, preferably mouth-to-mouth, if possible.</li> <li>• Call poison control center or doctor for treatment advice.</li> </ul>
IF IN EYES	<ul style="list-style-type: none"> <li>• Hold eye open and rinse slowly and gently with water for 15-20 minutes.</li> <li>• Remove contact lenses, if present, after the first 5 minutes, then continue rinsing eye.</li> <li>• Call a poison control center or doctor for further treatment advice.</li> </ul>
<p align="center"><b>Note to Physician</b></p> <p><b>Recommendations for Medical Treatment for Abamectin (Avermectin B<sub>1</sub>) Acute Toxicity:</b> Early signs of intoxication include mydriasis (dilated pupils), ataxia (unsteadiness), and muscle tremors. Toxicity follows accidental ingestion of the concentrate and can be minimized by inducing vomiting within one-half hour of exposure.</p> <p>If toxicity from exposure has progressed to cause severe vomiting, the extent of resultant fluid and electrolyte imbalance should be gauged. Appropriate supportive parenteral fluid replacement therapy should be given, along with other required supportive measures (such as maintenance of blood pressure levels) as indicated by clinical signs, symptoms, and measurements.</p> <p>In severe cases, observations should continue for at least several days until clinical condition is stable and normal. Since avermectin is believed to enhance GABA activity in animals, it is probably wise to avoid drugs that enhance GABA activity (barbiturates, benzodiazepines, valproic acid) in patients with potentially toxic avermectin exposure.</p> <p align="center">(Avermectin B<sub>1</sub>, Neonicotinoid)</p> <p>In case of medical emergency call your local poison control center <b>1-800-222-1222</b>. Have the product container or label with you when calling a poison control center or doctor or going for treatment.</p> <p>For other assistance call toll free <b>1-866-927-6826</b>.</p>	

## **PRECAUTIONARY STATEMENTS**

### **Hazards to Humans and Domestic Animals**

#### **WARNING/AVISO**

May be fatal if swallowed. Harmful if absorbed through skin: Avoid contact with skin, eyes or clothing. Harmful if inhaled: Avoid breathing spray mist. Wash thoroughly with soap and water after handling and before eating, drinking, chewing gum, using tobacco, or using the toilet.

#### **Personal Protective Equipment**

**Applicators and other handlers must wear:**

- Long-sleeved shirt and long pants
- Shoes plus socks
- Protective eyewear
- Chemical-resistant gloves made of any waterproof material (Selection Category A) such as barrier laminate, butyl rubber, nitrile rubber, neoprene rubber, natural rubber, polyethylene, polyvinylchloride (PVC) or viton.

Discard clothing and other absorbent materials that have been drenched or heavily contaminated with this product's concentrate. Do not reuse them. Follow manufacturer's instructions for cleaning/maintaining PPE. If no such instructions for washables, use detergent and hot water. Keep and wash PPE separately from other laundry.

#### **ENGINEERING CONTROLS STATEMENTS**

When handlers use closed systems or enclosed cabs in a manner that meets the requirements listed in the Worker Protection Standard (WPS) for agricultural pesticides [40 CFR 170.240(d)(4-6)], the handler PPE requirements may be reduced or modified as specified in the WPS.

**Important:** When reduced PPE is worn because a closed system is being used, handlers must be provided all PPE specified above for "Applicators and Other handlers" and have such PPE immediately available for use in an emergency, such as a spill or equipment breakdown.

#### **User Safety Recommendations**

Users should:

- Wash hands before eating, drinking, chewing gum, using tobacco or using the toilet.
- Remove clothing/PPE immediately if pesticide gets inside. Then wash thoroughly and put on clean clothing.
- Remove PPE immediately after handling this product. Wash the outside of gloves before removing. As soon as possible, wash thoroughly and change clothing.

### Environmental Hazards

This pesticide is toxic to wildlife, fish and highly toxic to aquatic invertebrates. Drift and runoff may be hazardous to aquatic organisms in water adjacent to treated areas. Do not apply directly to water, to areas where surface water is present, or to intertidal areas below the mean high water mark. Do not apply when weather conditions favor drift from target areas. Do not contaminate water when disposing of equipment wash water or rinsate.

This product is highly toxic to bees exposed to direct treatment or residues on blooming crops or weeds. Do not apply this product or allow it to drift to blooming crops or weeds if bees are foraging the treatment area.

Use of this product may pose a risk to threatened and endangered species of fish, amphibians, crustaceans (including fresh water shrimp), and insects. All use of this product in the state of California should comply with the recommendations of the California Endangered Species Project. Before using this product in California, consult with your county agriculture commissioner to determine use limitations that apply in your area.

This product may impact surface water quality due to runoff of rain water. This is especially true for poorly draining soils and soils with shallow ground water. This product is classified as having a medium potential for reaching both surface water and aquatic sediment via runoff for several weeks to months after application. A level, well-maintained vegetative buffer strip between areas to which this product is applied and surface water features such as ponds, streams, and springs will reduce the potential loading of abamectin from runoff water and sediment. Runoff of this product will be reduced by avoiding applications when rainfall is forecast to occur within 48 hours.

#### Ground Water Advisory:

Imidacloprid demonstrates the properties and characteristics associated with chemicals detected in ground water. The use of this chemical in areas where soils are permeable, particularly where the water table is shallow, may result in groundwater contamination.