



UNITED STATES ENVIRONMENTAL PROTECTION AGENCY  
WASHINGTON, DC 20460

OFFICE OF CHEMICAL SAFETY  
AND POLLUTION PREVENTION

June 7, 2023

Rebecca Hargadine  
Registration Specialist  
Source Dynamics, LLC  
340 W. 32<sup>nd</sup> St. #383  
Yuma, AZ 85364

Subject: Registration Review Label Mitigation for Paraquat Dichloride  
Product Name: Paraquat Concentrate  
EPA Registration Number: 82542-3  
Application Date: June 5, 2023  
Decision Number: 578833

Dear Rebecca Hargadine:

The Agency, in accordance with the Federal Insecticide, Fungicide and Rodenticide Act (FIFRA), as amended, has completed reviewing all the information submitted with your application to support the Registration Review of the above referenced product in connection with the Paraquat Dichloride Interim Decision, and has concluded that your submission is acceptable. The label referred to above, submitted in connection with registration under FIFRA, as amended, is acceptable.

Should you wish to add/retain a reference to the company's website on your label, then please be aware that the website becomes labeling under the Federal Insecticide Fungicide and Rodenticide Act and is subject to review by the Agency. If the website is false or misleading, the product would be misbranded and unlawful to sell or distribute under FIFRA section 12(a)(1)(E). 40 CFR 156.10(a)(5) list examples of statements EPA may consider false or misleading. In addition, regardless of whether a website is referenced on your product's label, claims made on the website may not substantially differ from those claims approved through the registration process. Therefore, should the Agency find or if it is brought to our attention that a website contains false or misleading statements or claims substantially differing from the EPA approved registration, the website will be referred to the EPA's Office of Enforcement and Compliance.

A stamped copy of your labeling is enclosed for your records. This labeling supersedes all previously accepted labeling. You must submit one copy of the final printed labeling before you release the product for shipment with the new labeling. In accordance with 40 CFR 152.130(c), you may distribute or sell this product under the previously approved labeling for 12 months from the date of this letter. After 12 months, you may only distribute or sell this product if it bears this new revised labeling or subsequently approved labeling. "To distribute or sell" is defined under FIFRA section 2(gg) and its implementing regulation at 40 CFR 152.3.

Page 2 of 2  
EPA Reg. No. 82542-3  
Decision No. 578833

If you have any questions about this letter, please contact Carolyn Smith by phone at (202) 566-2273, or via email at [smith.carolyn@epa.gov](mailto:smith.carolyn@epa.gov).

Sincerely,

A handwritten signature in black ink, appearing to read "Kelly Sherman", with a long horizontal flourish extending to the right.

Kelly Sherman  
Chief, Risk Management and Implementation Branch 3  
Pesticide Re-evaluation Division  
Office of Pesticide Programs

Enclosure

# Restricted Use Pesticide

Due to acute toxicity. To be used by certified applicators only – **NOT** to be used by uncertified persons working under the supervision of a certified applicator, except that uncertified persons may transport containers as provided under DIRECTIONS FOR USE.

PARAQUAT DICHLORIDE | GROUP 22 | HERBICIDE

## PARAQUAT CONCENTRATE

Defoliant and desiccant herbicide for the control of weeds and grasses and as a harvest aid.

### Active Ingredient:

Paraquat dichloride (1,1'-dimethyl-4,4'-bipyridinium dichloride) ..... 43.2%

Other Ingredients:..... 56.8%

Total: ..... 100.0%

Contains 3.0 pounds paraquat cation per gallon as 4.14 pounds of paraquat dichloride salt per gallon.

Contains emetic and stenching agent(odor).

**KEEP OUT OF REACH OF CHILDREN/MANTENER FUERA DEL ALCANCE DE LOS NIÑOS**

**ACCEPTED**  
**Jun 07, 2023**  
Under the Federal Insecticide, Fungicide and Rodenticide Act as amended, for the pesticide registered under EPA Reg. No. 82542-3



READ ENTIRE LABEL PRIOR TO USING THIS PRODUCT

- CORROSIVE TO SKIN AND EYES
- NEVER TRANSFER THIS PRODUCT INTO FOOD OR BEVERAGE CONTAINERS OR CONTAINERS NOT EXPLICITLY INTENDED FOR PESTICIDES.
- READ ENTIRE LABEL PRIOR TO USING THIS PRODUCT.
- IN THE CASE OF AN ACCIDENT, SEEK IMMEDIATE MEDICAL ATTENTION. SYMPTOMS ARE PROLONGED, PAINFUL, AND CAN BE FATAL.

LEA TODA LA ETIQUETA ANTES DE UTILIZAR ESTE PRODUCTO

- CORROSIVO PARA LA PIEL Y LOS OJOS.
- NUNCA TRANSFERA ESTE PRODUCTO A RECIPIENTES PARA COMIDA O DE BEBIDAS O RECIPIENTES NO EXPLÍCITAMENTE PREVISTOS PARA PLAGUICIDAS.
- LEA LA ETIQUETA COMPLETA ANTES DE USAR ESTE PRODUCTO.
- EN CASO DE ACCIDENTE, BUSQUE ATENCIÓN MÉDICA INMEDIATA. LOS SÍNTOMAS SON PROLONGADOS, DOLOROSOS, Y PUEDEN SER MORTALES.

Si usted no entiende la etiqueta, busque a alguien para que se la explique a usted en detalle. (If you do not understand the label, find someone to explain it to you in detail.)

**FIRST AID** Contains Paraquat, a Bipyrldylum Herbicide. Have the product container or label with you when calling a poison control center or doctor, or going for treatment.

### IF SWALLOWED:

- Call a poison control center or doctor **IMMEDIATELY** for treatment advice.
- **SPEED IS ESSENTIAL. Immediate medical attention is required.** If available, give an adsorbent such as activated charcoal, bentonite or Fuller's Earth.
- Have person sip a glass of water if able to swallow.
- Do not induce vomiting unless told to by a poison control center or doctor.
- Do not give anything by mouth to an unconscious person.

### IF INHALED:

- Move person to fresh air.
- The odor of this product is from the stenching agent, which has been added, not from the paraquat.
- If person is not breathing, call 911 or an ambulance.
- Call a poison control center or doctor for treatment advice.

### IF IN EYES:

- Hold eye open and rinse slowly and gently with water for 15-20 minutes.
- Remove contact lenses, if present, after the first 5 minutes, then continue rinsing eye.
- Call a poison control center or doctor for treatment advice.

### IF ON SKIN OR CLOTHING:

- Take off contaminated clothing.
- Rinse skin immediately with plenty of water for 15-20 minutes.
- Call a poison control center or doctor for treatment advice.

**NOTE TO PHYSICIAN:** Administer either activated charcoal (100 grams for adults or 2g/kg body weight in children) or Fuller's Earth (15% solution; 1 liter for adults or 15ml/kg body weight in children). NOTE: The use of gastric lavage without administration of an adsorbent has not shown any clinical benefit. Do not use supplemental oxygen. Eye splashes from concentrated material should be treated by an eye specialist after initial treatment. With the possibility of late onset corneal ulceration, it is advised that patients with paraquat eye injuries are reviewed by an eye specialist the day after first presentation. Use treatment that is appropriate for chemical burns. Intact skin is an effective barrier to paraquat; however, contact with irritated or cut skin or repeated contact with intact skin may result in poisoning.

### HOT LINE NUMBERS:

Have the product container or label with you when calling a poison control center or doctor, or when going for treatment. Call the National Poison Control Center at 1-800-222-1222 for emergency medical treatment information. For a transportation emergency, please contact CHEMTREC at 1-800-424-9300.

Please refer to label booklet for additional Use Precautions and Restrictions and entire Directions for Use.

Manufactured for:  
Source Dynamics, LLC  
340 W. 32nd St. #383  
Yuma, AZ 85364



EPA Reg. No.: 82542-3  
EPA Est. No.  
Net Contents:

### ATTENTION

- DANGER – FATAL IF SWALLOWED OR INHALED.
- CAUSES SEVERE EYE INJURY.
- CORROSIVE TO SKIN.
- NEVER TRANSFER THIS PRODUCT INTO FOOD OR BEVERAGE CONTAINERS OR CONTAINERS NOT EXPLICITLY INTENDED FOR PESTICIDES.
- STORE TIGHTLY CLOSED IN ORIGINAL CONTAINER, AND IN A LOCKED PLACE AWAY FROM CHILDREN AND ANIMALS.
- NEVER USE THIS PRODUCT IN RESIDENTIAL OR PUBLIC RECREATIONAL SETTINGS (e.g., HOMES, HOME GARDENS, SCHOOLS, RECREATIONAL PARKS, GOLF COURSES, AND/OR PLAYGROUNDS).
- THIS PRODUCT IS TOXIC! AN ALERTING AGENT (ODOR) HAS BEEN ADDED TO HELP PREVENT ACCIDENTAL INGESTION.
- SEE BACK OF PRODUCT CONTAINER FOR IMPORTANT SAFETY INFORMATION.

### ATENCIÓN

- PELIGRO – MORTAL SI SE INGIERE O INHALA.
- CAUSA LESIONES GRAVES EN LOS OJOS.
- CORROSIVO PARA LA PIEL.
- NUNCA TRANSFEIERA ESTE PRODUCTO A RECIPIENTES PARA COMIDA O DE BEBIDAS O RECIPIENTES NO EXPLÍCITAMENTE PREVISTOS PARA PLAGUICIDAS.
- GUARDE BIEN CERRADO EN EL ENVASE ORIGINAL Y EN UN LUGAR CERRADO LEJOS DE NIÑOS Y ANIMALES.
- NUNCA USE ESTE PRODUCTO EN ÁREAS RESIDENCIALES O PÚBLICAS (COMO HOGARES, JARDINES, ESCUELAS, PARQUES RECREATIVOS, CAMPOS DE GOLF, O SALONES DE JUEGOS).
- ¡ESTE PRODUCTO ES TÓXICO! SE HA AGREGADO UN AGENTE DE ALERTA (OLOR) PARA AYUDAR A PREVENIR SU INGESTIÓN ACCIDENTAL.
- LA PARTE POSTERIOR DEL ENVASE DEL PRODUCTO TIENE INFORMACIÓN DE SEGURIDAD IMPORTANTE.

### PRECAUTIONARY STATEMENTS HAZARDS TO HUMANS AND DOMESTIC ANIMALS

**DANGER.** May be fatal if swallowed. Fatal if inhaled. Corrosive. Causes irreversible eye damage. Harmful if absorbed through skin. Do not breathe spray mist. Do not get in eyes, on skin, or on clothing. Prolonged or frequently repeated skin contact may cause allergic reactions in some individuals. Wash thoroughly with soap and water after handling and before eating, drinking, chewing gum, using tobacco, or using the toilet. Remove and wash contaminated clothing before reuse.

**IMPORTANT:** Inhalation is an unlikely route of exposure due to low vapor pressure and large spray droplet size, but mucosal irritation or nose bleeds may occur. Prolonged contact with this concentrated product can irritate your skin.

#### PERSONAL PROTECTIVE EQUIPMENT (PPE)

**Applicators and other handlers (other than mixers and loaders) must wear:**

- Long-sleeved shirt and long pants.
- Gloves: 1) when product is mixed only with water - waterproof gloves; or (2) when product is mixed with emulsifiable oil or oil concentrate - Chemical-resistant gloves made of barrier laminate, nitrile rubber  $\geq 14$  mils, neoprene rubber  $\geq 14$  mils, or Viton®  $\geq 14$  mils.
- Shoes plus socks.
- Protective eyewear.
- For other handlers (other than mixers and loaders): NIOSH-approved particulate filtering facepiece respirator with any R or P filter; OR a NIOSH-approved elastomeric particulate respirator with any R or P filter; OR a NIOSH-approved powered air purifying respirator with HE filters. For applicators, when applying to 80 acres or less in a 24-hour period, if not using an enclosed cab, applicators must wear a minimum of a NIOSH-approved particulate filtering facepiece respirator with any R or P filter; OR a NIOSH-approved elastomeric particulate respirator with any R or P filter; OR a NIOSH-approved powered air purifying respirator with HE filters. For applicators: When applying to more than 80 acres in a 24-hour period, applications must be made using an enclosed cab. Enclosed cabs must have a nonporous barrier that totally surrounds occupant and prevents contact with pesticides outside of the cab.

**Mixers and loaders must wear:**

- Long-sleeved shirt and long pant.
- Gloves: 1) when product is mixed only with water - waterproof gloves; or (2) when product is mixed with emulsifiable oil or oil concentrate - Chemical-resistant gloves made of barrier laminate, nitrile rubber  $\geq 14$  mils, neoprene rubber  $\geq 14$  mils, or Viton®  $\geq 14$  mils.
- Shoes plus socks.
- Chemical resistant apron.
- Face shield.
- NIOSH-approved particulate filtering facepiece respirator with any R or P filter; OR a NIOSH-approved elastomeric particulate respirator with any R or P filter; OR a NIOSH-approved powered air purifying respirator with HE filters.

Discard clothing and other absorbent materials that have been drenched or heavily contaminated with this product's concentrate. Do not reuse them.

Follow manufacturer's instructions for cleaning/maintaining PPE. If no such instructions for washables exist, use detergent and hot water. Keep and wash PPE separately from other laundry.

**Engineering Controls:** Handlers performing mixing and loading activities using paraquat closed systems may not reduce or modify handler PPE requirements as described in 40 CFR 170.607 of the Worker Protection Standard for agricultural pesticides. When applying to more than 80 acres in a 24-hour period, applications must be made using an enclosed cab. Enclosed cabs must have a nonporous barrier that totally surrounds occupant and prevents contact with pesticides outside of the cab.

#### User Safety Recommendations

**Users should:**

Wash hands before eating, drinking, and chewing gum, using tobacco or using the toilet.

Remove clothing/PPE immediately if pesticide gets inside. Then wash thoroughly and put on clean clothing.

Remove PPE immediately after handling this product. Wash the outside of gloves before removing. As soon as possible, wash thoroughly and change into clean clothing.

#### ENVIRONMENTAL HAZARDS

This product is **toxic to wildlife**. Do not apply directly to water, or to areas where surface water is present, or to intertidal areas below the mean high water mark. Do not contaminate water when cleaning equipment or disposing of equipment wash waters.

Paraquat dichloride is **toxic to nontarget crops and plants** if off-target movement occurs because it desiccates all green plant tissue. Extreme care must be taken to ensure that off-target drift is minimized to the greatest extent possible. Refer to the local state laws, regulations, guidelines, and spray drift information contained in the Directions for Use section for proper application to avoid off-target movement. Do not apply under conditions involving possible drift to food, forage, or other plantings that might be damaged or the crops thereof rendered unfit for sale, use, or consumption. Do not apply when weather conditions favor drift from treated areas. To avoid drift, do not make aerial application during periods of thermal inversion.

NON-TARGET ORGANISM ADVISORY: This product is toxic to plants and may adversely impact the forage and habitat of non-target organisms, including pollinators, in areas adjacent to the treated site. Protect the forage and habitat of non-target organisms by following label directions intended to minimize spray drift.

#### PHYSICAL AND CHEMICAL HAZARDS

This product is **mildly corrosive to aluminum** and produces hydrogen gas which may form a highly combustible gas mixture. Do not mix or store in containers, spray tanks, nurse tanks, or such systems made of aluminum or having aluminum fittings. The product is compatible with high density polyethylene and rubber-lined steel containers.

#### CERTIFIED APPLICATOR TRAINING

Applicators must complete an EPA-approved paraquat training listed on the following website: <https://www.epa.gov/pesticide-worker-safety/paraquat-dichloride-training-certified-applicators> . The training must be completed a minimum of every three years.

#### DIRECTIONS FOR USE

**Restricted Use Pesticide. It is a violation of Federal law to use this product in a manner inconsistent with its labeling.**

Do not apply this product in a way that will contact workers or other persons, either directly or through drift. Only protected handlers may be in the area during application. For any requirements specific to your State or Tribe, consult the agency responsible for pesticide regulation. Do not use this product in residential or public recreational settings (e.g. homes, home gardens, schools, recreational parks, golf courses, and/or playgrounds).

#### AGRICULTURAL USE REQUIREMENTS

Use this product only in accordance with its labeling and with the Worker Protection Standard 40 CFR part 170. This Standard contains requirements for the protection of agricultural workers on farms, forests, nurseries, and greenhouses, and handlers of agricultural pesticides. It contains requirements for training, decontamination, notification, and emergency assistance. It also contains specific instructions and exceptions pertaining to the statements on this label about personal protective equipment (PPE) and restricted-entry interval. The requirements in this box only apply to use of this product that are covered by the Worker Protection Standard.

**If the REI and PHI for a use are different values, users are required to adhere to the longer interval.**

**For all applications except cotton desiccation:** Do not enter or allow worker entry into treated areas during the restricted entry interval (REI) of 48 hours.

**For cotton desiccation applications:** Do not enter or allow worker entry into treated areas during the restricted entry interval (REI) of 7 days.

PPE required for early entry to treated areas that is permitted under the Worker Protection Standard and that involves contact with anything that has been treated, such as plants, soil, or water is:

Coveralls

Shoes plus socks

Protective eyewear

Gloves: 1) when product is mixed only with water - waterproof gloves; or (2) when product is mixed with emulsifiable oil or oil concentrate - Chemical-resistant gloves made of barrier laminate, nitrile rubber ≥14 mils, neoprene rubber ≥14 mils, or Viton® ≥14 mils.

### NON-AGRICULTURAL USE REQUIREMENTS

The requirements in this box apply to uses of this product that are NOT within the scope of the Worker Protection Standard for agricultural pesticides (40 CFR Part 170). The WPS applies when this product is used to produce agricultural plants on farms, forests, nurseries, or greenhouses.

DO NOT enter or allow others to enter the treated area until sprays have dried.

AVOID working in spray mist.

Keep all unprotected persons out of operating areas or vicinity where there may be danger of drift.

Certain states may require more restrictive reentry intervals; consult your State Department of Agriculture for further information.

Persons who are not certified applicators may transport containers of paraquat that have been opened, subject to the following conditions:

- Closures have been applied by a certified applicator to all openings on the paraquat container, including tank cars, so the closures are secured against loosening and prevent any non-negligible release of paraquat from the openings.
- Each opening on portable containers containing non-negligible amounts of paraquat must have a tamper-evident device applied by a certified applicator, a one-way valve, or both for portable refillable containers used to sell or distribute pesticides.
- Containers of paraquat not permanently attached to a motor vehicle must be secured against shifting, including relative motion between packages, within the vehicle.
- Truck drivers who are not certified applicators must not transfer paraquat or any formulation containing paraquat into or out of the container or tank car.
- Truck drivers who are not certified applicators must have no contact with or access to paraquat or any formulation containing paraquat.
- Any full or emptied portable containers of paraquat must be delivered to a certified applicator, to a secured and locked storage facility controlled by the certified applicator, or to a licensed waste disposal facility.
- A certified applicator must ensure that truck drivers understand the risks associated with paraquat, the consequences of misuse, and the conditions outlined herein.

### USE INSTRUCTIONS AND INFORMATION

Do not apply this product through any type of irrigation system.

#### CLOSED SYSTEMS USE

**CONTAINERS WITH CAPACITIES LESS THAN 120 GALLONS (TO BE CONNECTED WITH HOSE AND VALVE FITTINGS):** This product must only be removed from the original container with a closed transfer system. Any subsequent transfer of this product must utilize a closed transfer system. Any attempt to circumvent the closed transfer system is prohibited. The containers are designed to connect directly with standard hose and valve fittings to allow product to be pumped from the containers and transferred to mix tanks. Any attempt to circumvent the closed transfer system prior to complete removal of the product and rinsing of the product container as described in the Storage and Disposal Section of this label is prohibited.

**CONTAINERS WITH CAPACITIES LESS THAN 120 GALLONS – (COMPLETELY SEALED WHERE THE PRODUCT IS REMOVED BY PBM CXSS CLOSED MIX SYSTEM OR WHERE THE PRODUCT IS REMOVED BY A CLOSED SYSTEM THAT PUNCTURES AND RINSES THE CONTAINER WITHIN A CLOSED SYSTEM COMPARTMENT):** This product must only be removed from the original container with a closed transfer system. Any subsequent transfer of this product must utilize a closed transfer system. Any attempt to circumvent the closed transfer system is prohibited. The containers are designed to be placed inside a closed system compartment area and pierced to remove product which will then be pumped to mix tanks. Any attempt to circumvent the closed transfer system prior to complete removal of the product and rinsing of the product container as described in the Storage and Disposal Section of this label is prohibited.

**CONTAINERS WITH CAPACITIES GREATER THAN OR EQUAL TO 120 GALLONS:** A closed transfer system is not required.

**When PARAQUAT CONCENTRATE is applied at less than 10 gallons per acre finished spray volume, a drift control or spray deposition additive SHOULD be used.** Refer to the additive label for rates of applications, directions for use, limitations, and restrictions.

#### WEED RESISTANCE-MANAGEMENT



For resistance management, this product is a Group 22 mode of action herbicide. Any weed population may contain or develop plants naturally Resistant to this product and other Group 22 mode of action herbicides. The resistant biotypes may dominate the weed population if these herbicides are used repeatedly in the same field. Appropriate resistance management strategies should be followed.

To delay herbicide resistance, take one or more of the following steps:

- Rotate the use of this product or other Group 22 herbicides within a growing season sequence or among growing seasons with different herbicide groups that control the same weeds in a field.
- Use tank mixtures with herbicides from a different group if such use is permitted; where information on resistance in target weed species is available, use the less resistance-prone partner at a rate that will control the target weed(s) equally as well as the more resistance-prone partner. Consult your local extension service or certified crop advisor if you are unsure as to which active ingredient is currently less prone to resistance.
- Adopt an integrated weed-management program for herbicide use that includes scouting and uses historical information related to herbicide use and crop rotation, and that considers tillage (or other mechanical control methods), cultural ( e.g., higher crop seeding rates; precision fertilizer application method and timing to favor the crop and not the weeds), biological (weed-competitive crops or varieties) and other management practices.
- Scout before and after herbicide application to monitor weed populations for early signs of resistance development.
- Indicators of possible herbicide resistance include: (1) failure to control a weed species normally controlled by the herbicide at the dose applied, especially if control is achieved on adjacent weeds; (2) a spreading patch of noncontrolled plants of a particular weed species; (3) surviving plants mixed with controlled individuals of the same species. If resistance is suspected, prevent weed seed production in the affected area by an alternative herbicide from a different group or by a mechanical method including hoeing or tillage. Prevent movement of resistant weed seeds to other fields by cleaning harvesting and tillage equipment when moving between fields, and planting clean seed.
- If a weed pest population continues to progress after treatment with this product, discontinue use of this product, and switch to another management strategy or herbicide with a different mode of action, if available.
- Contact your local extension specialist or certified crop advisors for additional pesticide resistance-management and/or integrated weed-management directions for specific crops and weed biotypes.
- For further information or to report suspected resistance, contact Source Dynamics, LLC representatives at (928) 503-1518.

#### **MANDATORY SPRAY DRIFT MANAGEMENT**

##### **Aerial Applications:**

- Do not release spray at a height greater than 10 ft above the ground or vegetative canopy, unless a greater application height is necessary for pilot safety.
- Do not apply within 50-75 feet of a residential area. (For applications of more than 0.6 lbs cation/A, a buffer of 75 feet is required. For applications of 0.6 lbs cation/A or lower, a buffer of 50 feet is required.) Residential areas include schools, homes, playgrounds, parks, athletic fields, residential lawns, gardens, and other areas where children may be present.
- Applicators are required to use a medium or coarser droplet size (ASABE S641).
- Do not apply when wind speeds exceed 10 mph at the application site. Applicators must use ½ swath displacement upwind at the downwind edge of the field. The boom length must not exceed 65% of the wingspan for airplanes or 75% of the rotor blade diameter for helicopters.
- Do not apply during temperature inversions.

##### **Ground Boom Applications:**

- User must only apply with the release height recommended by the manufacturer, but no more than 4 feet above the ground or crop canopy.
- Select nozzle and pressure that deliver medium or coarser droplet size (ASABE S572).
- Do not apply when wind speeds exceed 10 mph at the application site.
- Do not apply during temperature inversions.

#### **SPRAY DRIFT ADVISORIES**

THE APPLICATOR IS RESPONSIBLE FOR AVOIDING OFF-SITE SPRAY DRIFT.  
BE AWARE OF NEARBY NON-TARGET SITES AND ENVIRONMENTAL CONDITIONS.

##### **IMPORTANCE OF DROPLET SIZE**

An effective way to reduce spray drift is to apply large droplets. Use the largest droplets that provide target pest control. While applying larger droplets will reduce spray drift, the potential for drift will be greater if applications are made improperly or under unfavorable environmental conditions.

##### **Controlling Droplet Size – Aircraft:**

- Adjust Nozzles - Follow nozzle manufacturers' recommendations for setting up nozzles. Generally, to reduce fine droplets, nozzles should be oriented parallel with the airflow in flight.

##### **Controlling Droplet Size – Ground Boom:**

- Volume - Increasing the spray volume so that larger droplets are produced will reduce spray drift. Use the highest practical spray volume for the application. If a greater spray volume is needed, consider using a nozzle with a higher flow rate.
- Pressure - Use the lowest spray pressure recommended for the nozzle to produce the target spray volume and droplet size.
- Spray Nozzle - Use a spray nozzle that is designed for the intended application. Consider using nozzles designed to reduce drift.

### **BOOM HEIGHT – Ground Boom**

For ground equipment, the boom should remain level with the crop and have minimal bounce.

### **SHIELDED SPRAYERS**

Shielding the boom or individual nozzles can reduce spray drift. Consider using shielded sprayers. Verify that the shields are not interfering with the uniform deposition of the spray on the target area.

### **TEMPERATURE AND HUMIDITY**

When making applications in hot and dry conditions, use larger droplets to reduce effects of evaporation.

### **TEMPERATURE INVERSIONS**

Drift potential is high during a temperature inversion. Temperature inversions are characterized by increasing temperature with altitude and are common on nights with limited cloud cover and light to no wind. The presence of an inversion can be indicated by ground fog or by the movement of smoke from a ground source or an aircraft smoke generator. Smoke that layers and moves laterally in a concentrated cloud (under low wind conditions) indicates an inversion, while smoke that moves upward and rapidly dissipates indicates good vertical air mixing. Avoid applications during temperature inversions.

### **WIND**

Drift potential generally increases with wind speed. AVOID APPLICATIONS DURING GUSTY WIND CONDITIONS.

Applicators need to be familiar with local wind patterns and terrain that could affect spray drift.

### **Sensitive Areas**

The pesticide can only be applied when the potential for drift to adjacent sensitive areas (e.g., residential areas, bodies of water, known habitat for threatened or endangered species, non-target crops) is minimal (e.g., when wind is blowing away from the sensitive areas).

## **USE INFORMATION**

**PARAQUAT CONCENTRATE is a liquid formulation containing 3 lbs. of active ingredient per gallon. It contains a nontoxic odor to help prevent accidental ingestions. It also contains an emetic (an agent which will induce vomiting if the product is swallowed).**

### **APPLICATION**

PARAQUAT CONCENTRATE is a contact herbicide for control or suppression of a broad spectrum of emerged weeds including most small annual broadleaf and grass weeds. It can also be used to suppress perennial weeds by destroying green foliage and as a desiccant/ defoliant at harvest.

Complete coverage of target weeds is necessary to get good control because PARAQUAT CONCENTRATE is a contact-type herbicide. It is also necessary to obtain complete coverage for good crop desiccation and defoliations. Undesirable weed control and undesirable crop desiccation/defoliation will result if improper application technique and/or application to large, stressed, or mown weeds are made. Refer to the following details for specific application instructions.

Thorough coverage of all green foliage is required for efficacious weed control and crop defoliation and desiccation because PARAQUAT CONCENTRATE requires actively growing green plant tissue to function. Drought-stressed weeds, weeds with little green foliage (i.e., mowed or cut weeds), or mature woody bark of trees and vines are unaffected by application with PARAQUAT CONCENTRATE.

There is no residual soil activity to affect later-planted crops or later germinating weeds because clay and organic matter rapidly tie up PARAQUAT CONCENTRATE.

### **ROTATIONAL CROPS**

After the last application of PARAQUAT CONCENTRATE, all rotational crops may be planted immediately.

### **RAINFASTNESS**

Rain occurring 30 minutes or more after application will have no effect on the activity of PARAQUAT CONCENTRATE because it is rapidly absorbed by the weed foliage.

### **USE OF A NONIONIC SURFACTANT OR CROP OIL CONCENTRATE**

The following should always be added and be used at the recommended rates or there will be a reduction in efficacy of PARAQUAT CONCENTRATE.

**Nonionic Surfactant:** Either add a nonionic surfactant cleared for the current use containing 50-74% surface-action agent at 0.25% v/v (2 pts./100 gals.), or add nonionic surfactant containing 75% or more surface-active agent at 0.125% v/v (1 pt./100 gals.), of the finished spray volume for ground applications. Add a nonionic surfactant at 0.25% v/v (2 pts./100 gals.) of the finished spray volume for aerial applications.

**Crop Oil Concentrate:** For ground applications, add a nonphytotoxic crop oil concentrate cleared for the current use that contains 15-20% approved emulsifier, with 1.0% v/v (1 gal./100 gals.) of the finished spray volume. Add 1 pt. of crop oil concentrate per acre for aerial applications. **For cotton harvest aid, do not use crop oil concentrate when using PARAQUAT CONCENTRATE.**

### **NOZZLE SELECTION**

The use of flat-fan nozzles is the most effective application of PARAQUAT CONCENTRATE. The use of flood nozzles may result in a reduction of weed



control due to inadequate coverage because they produce large uneven droplets.

**Use only flat fan nozzles when spraying less than 20 gallons of spray carrier per acre using the following table.**

**Nozzle Type and Spray Pressures and Setup**

	Nozzle Type	
	Flat Fan	Flood
Maximum Size	8	15
Spray Pressure (at nozzle)	30-50 psi	30-50 psi
Maximum Nozzle Spacing	30"	40"
Direction of Spray Pattern	Down	Down
Maximum Speed	10 mph	10 mph
Spray Overlap (at each edge)	30%	50%

Reduced control will result if nozzles, pressures, or setups differ from the above chart.

**SPRAY CARRIER**

PARAQUAT CONCENTRATE may be inactivated by muddy water, or suspension-type fertilizers containing clay. Therefore, always use clean water (free of mud or clay), clear liquid nitrogen, or complete clear liquid fertilizers as the carrier when spraying this product. Never use suspension-type fertilizers containing clay as the spray carrier. Always use the higher rate of PARAQUAT CONCENTRATE and surfactant if using a complete clear liquid fertilizer containing high phosphate levels as the spray carrier.

Note: It is important that when using liquid fertilizers such as 28% N as a spray carrier, that nonionic surfactant still be used with PARAQUAT CONCENTRATE. The use of liquid fertilizer carriers are not substitutes for surfactants.

**RATES OF PARAQUAT CONCENTRATE**

With each use, follow rates listed in the following tables. When weeds are larger or are dense, use the higher label rates. For use as a harvest aid, use higher rate when crop vegetation is dense. Do not exceed 0.50 lbs. a.i./A in a minimum of 30 gallons of spray for broadcast applications with manually pressurized handwands.

**SPRAY VOLUME**

With each use, follow rates listed in the following tables. Spray volumes should be increased as necessary to obtain complete coverage of the target weed or plant without runoff from the foliage, because **the volumes listed are minimum volumes only.**

TARGET WEEDS SHOULD NOT EXCEED SIX INCHES IN HEIGHT WHEN SPRAYING LESS THAN 20 GALLONS OF SPRAY CARRIER PER ACRE.

**APPLICATION TIMING**

Applications should be made to small emerged weeds. Larger weeds more than 6 inches in height may be more difficult to control than weeds 1-6 inches in height. If possible, when green foliage is removed either from grazing or mowing, allow the weeds to grow 2-4 inches in height. Also, during harvesting forage or grain crops before spraying, weeds present in the field are also cut. Therefore, raise cutter bars as high as possible from the ground to cut stubble and weeds at a greater height, allowing sufficient green foliage to remain for applications.

**BURNDOWN OF GRASS COVER CROPS OR VOLUNTEER CEREALS**

The best results occur for control of grass cover crops or volunteer cereals when PARAQUAT CONCENTRATE is applied prior to tillering or after boot stage, especially with a wheat cover crop or volunteer wheat. Complete control may not be achieved with treatments made between tillering and boot stage. Complete control of perennial cover crops should not be expected.

**ENVIRONMENTAL CONDITIONS**

This product is active over a wide range of environmental conditions such as cool (below 55°F), cloudy or overcast weather. However these conditions will slow the activity of PARAQUAT CONCENTRATE.

**SPOT SPRAYING**

Refer to the following table if only small areas are to be sprayed with labeled applications.

**Mixing Instructions for Small Quantities for Spot Spraying**

If the Broadcast Rate Per Acre for PARAQUAT CONCENTRATE is:	Add The Following Amount of PARAQUAT CONCENTRATE to 1 Gallon of Water
1.5 pts. (0.56 lb cation)	0.33 fl. oz.
2.0 pts. (0.75 lb cation)	0.375 fl. oz.
2.5 pts. (0.94 lb cation)	0.5 fl. oz.
3.0 pts. (1.13 lb cation)	0.66 fl. oz.

Add 0.33 - 0.5 fl. oz. of a nonionic surfactant for each gallon of spray at all times. Thoroughly wet the foliage, but not to the point of runoff when spot spraying in this manner.

## TANK MIXING: ENHANCED BURNDOWN OF DIFFICULT-TO-CONTROL WEEDS AND FOR RESIDUAL WEED CONTROL

### Photosynthetic Inhibitor Herbicides

To control difficult weeds, tank mix PARAQUAT CONCENTRATE with other herbicides. The addition of other photosynthetic inhibitors (PSI) herbicides will slow the activity of PARAQUAT CONCENTRATE. This allows PARAQUAT CONCENTRATE to thoroughly distribute throughout a treated leaf, thus achieving better control than if PARAQUAT CONCENTRATE was applied alone.

PARAQUAT CONCENTRATE may be applied in tank mixture with the following PSI herbicides:

AAtrex® Herbicide	Lexone® Herbicide
Atrazine Herbicide	Linex® Herbicide
Bicep Lite II	Lorox® Herbicide
MAGNUM® Herbicide	Lorox Plus™ Herbicide
Bicep MAGNUM® Herbicide	Princep® Herbicide
Canopy® Herbicide	Sencor® Herbicide
Lariat® Herbicide	

It is the pesticide user's responsibility to ensure that all products are registered for the intended use. Read and follow the applicable restrictions and limitations and directions for use on all product labels involved in tank mixing. Users must follow the most restrictive directions for use and precautionary statements of each product in the tank mixture.

### Improved Weed Control with PSI's

The addition of a PSI herbicide will help improve the control of difficult weeds listed below. Make a second application for best results.

Barnyardgrass	Kochia	Prickly lettuce
Broadleaf signal grass	Lambsquarters	Sedges
Cheatgrass	Malva (cheeseweed)	Tansymustard
Cocklebur	Marestail	Velvetleaf
Fall panicum	Morningglory	Volunteer wheat
Giant ragweed	Pennsylvania smartweed	
Knot weed	Perennial weeds (suppression only)	

### Improved Control of Perennial and Annual Broadleaf Weeds

Tank mixing with labeled 2,4-D ester (Low Volatile), 2,4-DB or Banvel® herbicide will help improve control when perennial broadleaf weeds such as Canada thistle, bindweed, dandelion, etc., or difficult to control annual broadleaf weeds such as giant ragweed or morningglory are present. Reduced grass control may be achieved when tank mixing the amine formulation of 2,4-D with PARAQUAT CONCENTRATE .

### Order of Tank Mixing

It is advisable to tank mix PARAQUAT CONCENTRATE and other listed products as follows:

1. Fill spray tank 1/2 full with clean water or other approved carriers such as clear liquid fertilizer.
2. Begin tank agitation and continue throughout mixing and spraying.
3. Add dry formulations (WP, DF, etc.) to tank.
4. Add liquid formulations (SC, EC, L, etc.) to tank.
5. Add PARAQUAT CONCENTRATE to tank.
6. Add nonionic surfactant to tank.
7. Fill remainder of spray tank.

It is the pesticide user's responsibility to ensure that all products are registered for the intended use. Read and follow the applicable restrictions and limitations and directions for use on all product labels involved in tank mixing. Users must follow the most restrictive directions for use and precautionary statements of each product in the tank mixture.

**Jar Test Prohibition:** Tank-mix compatibility testing (a.k.a. jar testing) is prohibited. For additional tank-mix products not listed on this label, contact your Source Dynamics, LLC representative for information.

## USE PRECAUTIONS

### EQUIPMENT

PARAQUAT CONCENTRATE is mildly **corrosive to aluminum**. Thoroughly flush all aluminum spray equipment and aluminum aircraft structures that are exposed to spray solution or spray drift with water immediately after use.

The activity of PARAQUAT CONCENTRATE may be reduced in dry areas where dust stirred up by high winds or equipment tires can coat weed or plant leaves. Therefore, avoid applications in extremely dusty conditions.

### USE PRECAUTIONS

- **Unless otherwise indicated, PARAQUAT CONCENTRATE will severely injure or kill crop plants emerged at time of application if they come in contact with sprays.**
- To enable maximum weed and grass emergence prior to treatment, seedbeds and plantbeds should be formed as far ahead of planting and treatment as possible.
- Avoid *disturbing* soil when seeding or transplanting.
- Transplanted plants may become damaged when they come in contact with plastic mulch used for preplant weed control and that has been treated with this product. To prevent damage to the crop, sufficient wash-off such as rainfall or sprinkler irrigation prior to planting may be needed.
- PARAQUAT CONCENTRATE will be ineffective in controlling or suppressing weeds and grasses that have emerged after application.

**USE RESTRICTIONS**

- Do not pasture livestock in treated fields or feed treated foliage in cotton when this product is used as a cotton harvest aid.
- Do not use this product in residential or public recreational settings (e.g. homes, home gardens, schools, recreational parks, golf courses, and/or playgrounds).
- Do not apply to soils lacking clay minerals such as peat, muck, pure sand, artificial planting media for preplant and preemergence (to the crop) uses.
- Individual applicators must not apply this product aerially to more than 350 acres in a 24-hour period, except for cotton and soybean desiccation applications. There is no acreage limit for the treatment of cotton or soybean for desiccation purposes.
- Human flaggers must not be used when making aerial applications.
- Do not apply this product by mechanically pressurized handgun or backpack sprayer. Application by manually pressurized handwand is permitted.

**APPLICATION INSTRUCTIONS**

**NOTE: Application methods listed on this label are the ONLY permissible application methods. Where application by manually pressurized handwands is designated, the product must ONLY be transferred into the sprayer by closed system.**

Crop	Weeds	Use Pattern	PARAQUAT CONCENTRATE Rate Per Acre	Minimum Total Spray Per Acre	Grazing or Preharvest Interval (Days)	Additional Directions
<b>ALFALFA</b> (California only) New seedlings		Broadcast	0.7 - 1.3 pts.  (0.26 – 0.5 lb cation)  See Table 2.	Ground: 10 gals.  Air: 5 gals.	70	<ul style="list-style-type: none"> <li>• Do not exceed 1.3 pts./A (0.5 lb cation/A) in a single application.</li> <li>• Do not make more than one application per year.</li> <li>• Do not exceed 1.3 pts./A/year (0.5 lb cation/A/year).</li> <li>• Do not cut or harvest within 70 days after application.</li> <li>• Apply during late winter or early spring.</li> <li>• Alfalfa foliage present at time of application will be burned.</li> <li>• Replanting may be needed due to the reduction of seedling stands.</li> <li>• Do not apply to seedling alfalfa grown for seed.</li> </ul>
<b>ALFALFA</b> Preplant or Preemergence (No-till or conventional planting)		Broadcast or Banded Over Row	1.7 - 2.7 pts.  (0.64 - 1.0 lb cation)	Ground: 10 gals.  Air: 5 gals.	Normal Crop Harvest	<ul style="list-style-type: none"> <li>• Do not exceed 2.7 pts./A (1.0 lb cation/A) in a single application.</li> <li>• Do not make more than 2 applications per year.</li> <li>• Do not exceed 2.7 pts./A/year (1.0 lb cation/A/year).</li> <li>• Minimum retreatment interval is 7 days.</li> <li>• Apply prior to emergence of the crop. Avoid disturbing soil when seeding.</li> <li>• Crop plants emerged at time of application will be killed.</li> </ul>
<b>ALFALFA</b> Dormant season Established plantings  Region A - See table at end of Alfalfa section	Weeds, including bluegrass, chickweed, henbit, downy brome, ryegrass, cheatgrass, dogfennel, tansymustard, London rocket, sowthistle, rescue brome, wild oats, and other winter annuals; and suppression of perennial weeds.	Broadcast	1.3 - 2.0 pts.  (0.5 – 0.75 lb cation)	Ground: 10 gals.  Air: 5 gals.	42	<ul style="list-style-type: none"> <li>• Do not exceed 2.0 pts./A (0.75 lb cation/A) in a single application.</li> <li>• Do not make more than 1 application per year.</li> <li>• Do not exceed 2.0 pts./A/year (0.75 lb cation/A/year).</li> <li>• Do not cut or harvest within 42 days after application.</li> <li>• <b>Fall regrowth:</b> Do not apply if last fall cutting is greater than 6."</li> <li>• <b>Spring regrowth:</b> Do not apply if last cutting is greater than 2".</li> <li>• After the crop is dormant, apply to well-established stands that are at least 1-year old.</li> <li>• Yield of first cutting may be reduced because alfalfa foliage present at the time of application will be burned.</li> <li>• For improved and longer-lasting weed control, tank mix with metribuzin (Lexone or Sencor). Always refer to the metribuzin label for weeds controlled, rates of applications, directions for use, limitations, and restrictions.</li> </ul>

Crop	Weeds	Use Pattern	PARAQUAT CONCENTRATE Rate Per Acre	Minimum Total Spray Per Acre	Grazing or Preharvest Interval (Days)	Additional Directions
<b>ALFALFA Dormant season Tank Mix with Velpar® L-Herbicide</b>  Region A - See table at end of Alfalfa section	Weeds including chickweed, downy brome and tansymustard.	Broadcast	0.7 - 1.3 pts.  (0.26 – 0.5 lb cation)	Ground: 10 gals.  Air: 10 gals.	42	<ul style="list-style-type: none"> <li>Do not exceed 1.3. pts./A (0.5 lb cation/A) in a single application.</li> <li>Do not make more than 1 application per year.</li> <li>Do not apply more than 2.0 pts./A/year (0.75 lb cation/A/year).</li> <li>Do not cut or harvest within 42 days after application.</li> <li>When weeds are less than 4 inches tall apply at 0.7 pt. rate PARAQUAT CONCENTRATE</li> <li>Mix PARAQUAT CONCENTRATE with 1-2 qt. of Velpar L per acre.</li> <li>Use lower rate of Velpar L on loamy sands or sandy loams. Always refer to the Velpar L label for weeds controlled, rates of applications, directions for use, limitations, and restrictions.</li> <li>During the dormant season, make one application to established alfalfa stands.</li> <li>Fall regrowth: Do not apply if last fall cutting is greater than 6."</li> <li>Spring regrowth: Do not apply if last cutting is greater than 2".</li> <li>Do not apply to alfalfa during the first season after seeding.</li> <li>Temporary chlorosis may occur on alfalfa regrowth.</li> <li>Increased chances of crop injury may occur if stress which may be caused in part by low fertility, disease, insects, winterkill, over cutting, drought or frost.</li> <li>DO NOT USE on gravelly or rocky soils, exposed subsoils, hardpan, sand or poorly drained alkaline soils as crop injury, including mortality, may result.</li> </ul>

Crop	Weeds	Use Pattern	PARAQUAT CONCENTRATE Rate Per Acre	Minimum Total Spray Per Acre	Grazing or Preharvest Interval (Days)	Additional Directions
<b>ALFALFA Dormant Season</b>  On established plantings: Region B: See table at end of Alfalfa section.	Weeds including London rocket, sowthistle, rescue brome, wild oats, chickweed, ryegrass, bluegrass, cheatgrass,	Broadcast	0.7 - 1.3 pts.  (0.26 – 0.5 lb cation)	Ground: 10 gals.  Air: 5 gals.	60	Apply before first spring cutting and during late fall or winter months after the last fall cutting. <ul style="list-style-type: none"> <li><b>California:</b> Do not apply if <b>spring regrowth</b> after grazing or cutting is more than 2 inches in Orange and Riverside counties, and all counties north of these counties.</li> <li><b>All other areas within Region B:</b> Do not apply if regrowth after grazing or cutting is more than 2 inches.</li> <li>Applications to alfalfa that is not dormant, or has broken dormancy, may result in stand and/or yield reductions. Replanting may be necessary. Green alfalfa foliage present at time of application will be burned.</li> <li>If there is a severe weed infestation, total hay yield of first cutting may be reduced in alfalfa fields and the reduction is typically directly proportionate to the loss of weed weight.</li> <li>For improved and residual weed control in <b>dormant established (at least 1-year-old) alfalfa</b>, tank mix with metribuzin (Lexone or Sencor). Do not apply tank mix with metribuzin on alfalfa that is less than 1-year-old.</li> <li>Always refer to metribuzin label for weeds controlled, rates of applications, directions for use, limitations, and restrictions.</li> </ul>
<b>ALFALFA Dormant Season</b>  On fall-seeded newly established stands less than 1-year-old: Region A - See table at end of Alfalfa section	dogfennel, tansymustard, henbit, downy brome, and other winter annuals; and suppression of perennial weeds  <b>California:</b> Desiccation of weeds including bluegrass,	Broadcast	0.7 - 1.3 pts.  (0.26 – 0.5 lb cation)	Ground: 10 gals.  Air: 5 gals.	60	<ul style="list-style-type: none"> <li>If ryegrass, shepherdspurse, sowthistle or groundsel are present, use higher rate.</li> <li>Do not exceed 2.0 pts/A (0.75 lb cation/A) in a single application.</li> <li>Do not make more than 1 application per year.</li> <li>Do not apply more than 2.0 pts/A/year (0.75 lb cation/A/year).</li> <li>Do not cut or harvest within 60 days after application.</li> </ul>
<b>ALFALFA Dormant Season</b>  On fall-seeded newly established stands less than 1-year-old: Region B - See table at end of Alfalfa section	ryegrass, shepherdspurse, chickweed, tansymustard, foxtail, sowthistle and groundsel.	Broadcast	0.5 - 0.8 pts.  (0.19 – 0.3 lb cation)	Ground: 10 gals.  Air: 5 gals.	60	<ul style="list-style-type: none"> <li>If ryegrass, shepherdspurse, sowthistle or groundsel are present, use higher rate.</li> <li>Do not exceed 2.0 pts/A (0.75 lb cation/A) in a single application.</li> <li>Do not make more than 1 application per year.</li> <li>Do not apply more than 2.0 pts/A/year (0.75 lb cation/A/year).</li> <li>Do not cut or harvest within 60 days after application.</li> </ul>

Crop	Use Pattern	PARAQUAT CONCENTRATE Rate Per Acre	Minimum Total Spray Per Acre	Grazing or Preharvest Interval (Days)	Additional Directions
<b>ALFALFA (East of the Rocky Mountains)</b> Between-cuttings treatment in established plantings. (Includes first year alfalfa)	Broadcast	0.7 pt. <i>(0.26 lb cation)</i>	Ground: 10 gals.	30	<ul style="list-style-type: none"> <li>Do not exceed 0.7 pt./A (<i>0.26 lb cation/A</i>) in a single application.</li> <li>Do not make more than 3 applications per year.</li> <li>Do not apply more than 2.0 pts./A/year (<i>0.75 lb cation/A/year</i>).</li> <li>Do not make more than one application per cutting interval.</li> <li>Do not cut or harvest within 30 days after application.</li> <li>Control of weeds beyond the seedling stage and weed stubble cut` off during harvest are less affected by this treatment.</li> <li>Make applications immediately after alfalfa has been removed for hay or silage.</li> <li>Do not treat more than 5 days after cutting.</li> <li>A reduction in first year alfalfa stands and yields may occur if alfalfa is allowed to regrow more than 2 inches.</li> <li>Burning of alfalfa foliage will occur at time of application.</li> <li>Weed control may be reduced where moisture is limited such as in arid climates.</li> <li>Apply as needed up to three times during the growing season in addition to a dormant application.</li> <li>Do not make more than 2 applications during the first growing season of first-year alfalfa.</li> </ul>

**Table 2: ALFALFA: New Seedlings - Suppression and control of broadleaf weeds and grasses in new alfalfa seedlings grown for hay (California only).**

For Control of:	Rate/Acre*	
	For Suppression	For Control
Annual Bluegrass	—	10.7 - 21.3 fl. oz. <i>(0.25 – 0.5 lb cation)</i>
Chickweed	—	10.7 - 21.3 fl. oz. <i>(0.25 – 0.5 lb cation)</i>
Fiddleneck (6 inches tall or less)	5.4 - 10.7 fl. oz. <i>(0.13 – 0.25 lb cation)</i>	21.3 fl. oz. <i>(0.5 lb cation)</i>
Red Maids (6 inches tall or less)	—	10.7 - 21.3 fl. oz. <i>(0.25 – 0.5 lb cation)</i>
Shepherdspurse	10.7 - 21.3 fl. oz. <i>(0.25 – 0.5 lb cation)</i>	—
Spikeweed (4 inches tall or less)	5.4 fl. oz. <i>(0.13 lb cation)</i>	10.7 - 16.0 fl. oz. <i>(0.25 – 0.38 lb cation)</i>
Volunteer Small Grain (8 inches tall or less)	5.4 - 10.7 fl. oz. <i>(0.13 – 0.25 lb cation)</i>	21.3 fl. oz. <i>(0.5 lb cation)</i>

• Use the 5.4 fl. oz. rate only when alfalfa has at least 3 trifoliate leaves; use the 10.7 fl. oz. rate only when alfalfa has 6 trifoliate leaves; or use rates over 10.7 fl. oz. only when there are 9 trifoliate leaves.

**Alfalfa – Regions**

**REGION A**

Alaska, California (counties of Del Norte, Siskiyou, Modoc, Shasta, Lassen, Plumas, Sierra and Nevada), Colorado, Connecticut, Delaware, Idaho, Illinois, Indiana, Iowa, Kansas, Kentucky, Maine, Maryland, Massachusetts, Michigan, Minnesota, Missouri, Montana, Nebraska, Nevada, New Hampshire, New Jersey, New York, North Dakota, Ohio, Oregon, Pennsylvania, Rhode Island, South Dakota, Utah, Vermont, Virginia, Washington, West Virginia, Wisconsin, Wyoming

**REGION B**

Alabama, Arizona, Arkansas, California (all other counties not listed in Region A), Florida, Georgia, Hawaii, Louisiana, Mississippi, New Mexico, North Carolina, Oklahoma, South Carolina, Tennessee, Texas

Crop	Use Pattern	PARAQUAT CONCENTRATE Rate Per Acre	Minimum Total Spray Per Acre	Grazing or Preharvest Interval (Days)	Additional Directions
<b>ALMONDS</b>	Directed Spray	0.8 - 2.7 pts.  (0.3 - 1.0 lb cation)	Ground: 10 gals.	—	<ul style="list-style-type: none"> <li>Do not exceed 2.7 pts./A (1.0 lb cation/A) in a single application.</li> <li>Do not make more than 5 applications per year.</li> <li>Do not apply more than 13.5 pts./A/year (5.0 lb cation/A/year).</li> <li>Minimum retreatment interval is 7 days.</li> <li>Avoid allowing spray to contact green stems (except suckers) or foliage.</li> <li>When spraying around young trees, use a shield or wrap plant.</li> <li>Do not graze treated areas and do not feed cover crops grown in treated areas to livestock.</li> <li>Do not apply when nuts to be harvested are on the ground.</li> <li>Retreatment or spot treatments may be necessary for mature woody weeds, perennial weeds, late germinating weeds and green suckers.</li> </ul>
<b>ARTICHOKE (GLOBE)</b>	Directed Spray	1.7 - 2.7 pts.  (0.64 - 1.0 lb cation)	Ground: 20-100 gals.	1	<ul style="list-style-type: none"> <li>Do not exceed 2.7 pts./A (1.0 lb cation/A) in a single application.</li> <li>Do not make more than 3 applications per year.</li> <li>Do not apply more than 5.4 pts./A/year (2.0 lb cation/A/year).</li> <li>Applications must be made at least 7 days apart.</li> <li>Do not harvest within 24 hours of last application.</li> </ul>
<b>ASPARAGUS</b>	Preplant or Preemergence Broadcast or Banded Over- Row	1.7 - 2.7 pts.  (0.64 - 1.0 lb cation)	Ground: 10 gals.  Air: 5 gals.	—	<ul style="list-style-type: none"> <li>Do not exceed 2.7 pts./A (1.0 lb cation/A) in a single application.</li> <li>Do not make more than 1 application per year.</li> <li>Do not apply more than 2.7 pts./A/year (1.0 lb cation/A/year).</li> <li>Apply prior to emergence of the crop.</li> <li>Emerged asparagus at time of application will be killed.</li> </ul>
<b>ASPARAGUS</b> Preemergence to established plantings at least 2 years old.	Broadcast or Banded Over-Row	1.7 - 2.7 pts.  (0.64 - 1.0 lb cation)	Ground: 10 gals.	6	<ul style="list-style-type: none"> <li>Do not exceed 2.7 pts./A (1.0 lb cation/A) in a single application.</li> <li>Do not make more than 1 application per year.</li> <li>Do not apply more than 2.7 pts./A/year (1.0 lb cation/A/year).</li> <li>Do not harvest within 6 days of application.</li> <li>Apply prior to emergence of the crop or after last harvest.</li> <li>Emerged asparagus at time of application will be killed.</li> </ul>



Crop	Use Pattern	PARAQUAT CONCENTRATE Rate Per Acre	Minimum Total Spray Per Acre	Grazing or Preharvest Interval (Days)	Additional Directions
<b>BEANS, DRY</b> <b>Not for use in California</b> Sweet lupin, White sweet lupin, White lupin, Grain lupin, Adzuki beans, Asparagus beans, Black beans, Broad beans, Field beans, Garbanzo beans, Kidney beans, Lablab beans, Moth beans, Mung beans, Navy beans, Pinto beans, Rice beans, Tepary beans, Urd beans, Guar, Blackeyed peas, Chickpeas, Cowpeas, Crowder peas, Southern peas, Catjang	Harvest-Aid	0.8 - 1.3 pts.  (0.3 – 0.5 lb cation)	Ground: 20 gals.  Air: 5 gals.	7	<ul style="list-style-type: none"> <li>Do not exceed 1.3 pts./A (0.5 lb cation/A) in a single application.</li> <li>Do not make more than 2 applications per year for preplant/preemergence or 2 applications per year as harvest aid.</li> <li>Do not apply more than 1.3 pts./A/year (0.5 lb cation/A/year).</li> <li>Minimum retreatment interval is 7 days.</li> <li>Do not apply within 7 days of harvest.</li> <li>Add nonionic spreader at 1 qt./100 gals. of spray mix.</li> <li>Use a single application of the higher rate for vining type beans or push type with lush growth.</li> <li>May also be applied as a split application and may improve vine coverage. However do not make more than 2 applications per year or exceed a total of 1.3 pints/A (0.5 lb cation/A).</li> <li>Apply when at least 80% of the pods are yellowing and mostly ripe and when leaves are no more than 40% of bush type peas or beans or 30% of vine type peas or beans are green.</li> <li>Do not apply when weather conditions favor spray drift. To reduce drift, a drift control agent may be included.</li> <li>Not registered for use in dry beans and dry peas in California.</li> </ul>
<b>BERRIES</b> Blackberry, Blueberry, Boysenberry, Currant, Elderberry, Gooseberry, Huckleberry, Loganberry, Raspberry	Postemergence Directed Spray	1.3 - 2.7 pts.  (0.5 - 1.0 lb cation)	Ground: 50 gals.	—	<ul style="list-style-type: none"> <li>Do not exceed 2.7 pts./A (1.0 lb cation/A) in a single application.</li> <li>Do not make more than 2 applications per year.</li> <li>Do not apply more than 2.7 pts./A/year (1.0 lb/cation/A/year).</li> <li>Minimum retreatment interval is 7 days.</li> <li>New canes or shoots can be injured. Therefore, apply before their emergence.</li> <li>To prevent crop injury from spray mist, apply as a coarse spray.</li> </ul>
<b>CACAO</b>	Directed Spray	1.3 - 2.7 pts.  (0.5 – 1.0 lb cation)	Ground: 50-200 gals.	1	<ul style="list-style-type: none"> <li>Do not exceed 2.7 pts./A (1.0 lb cation/A) in a single application.</li> <li>Do not make more than 5 applications per year.</li> <li>Do not apply more than 5.4 pts./A/year (2.0 lbs cation/A/year).</li> <li>Minimum retreatment interval is 7 days.</li> <li>Do not harvest within 1 day of application.</li> <li>Apply when weeds are succulent and growth is from 1-6".</li> <li>Retreatment or spot treatments may be necessary for mature woody weeds, late-germinating weeds and grasses and for perennials.</li> <li>Use a shield for young trees to prevent sprays from contacting cacao plants, as injury may result.</li> <li>Do not spray under windy conditions.</li> <li>Do not graze treated areas or feed treated cover crops to livestock.</li> </ul>
<b>CASSAVAS</b> (Puerto Rico only)	Shielded Post Directed Spray	1.3 – 2.7 pts.  (0.5 – 1.0 lb cation)	Ground: 50 gals.	90	<ul style="list-style-type: none"> <li>Do not exceed 2.7 pts./A (1.0 lb cation/A) in a single application</li> <li>Do not make more than 3 applications per year.</li> <li>Do not apply more than 4 pts./A/year (1.5 lb cation/A/year).</li> <li>Minimum retreatment interval is 7 days.</li> <li>Do not harvest within 90 days of application.</li> <li>Make applications when weeds are succulent and growth is 1-6".</li> <li>Prevent spray from contacting crop to prevent injury to crop.</li> <li>Do not spray under windy conditions.</li> <li>Do not graze treated areas or feed treated forage to livestock.</li> </ul>
<b>TANIERS</b> (Puerto Rico only)	Shielded Post Directed Spray	1.3 pts.  (0.5 lb cation)	Ground: 50 gals.	90	<ul style="list-style-type: none"> <li>Do not exceed 1.3 pts./A (0.5 lb cation/A) in a single application</li> <li>Do not make more than 3 applications per year.</li> <li>Do not apply more than 4 pts./A/year (1.5 lb cation/A/year).</li> <li>Minimum retreatment interval is 7 days.</li> <li>Do not harvest within 90 days of application.</li> <li>Make applications when weeds are succulent and growth is 1-6".</li> <li>Prevent spray from contacting crop to prevent injury to crop.</li> <li>Do not spray under windy conditions.</li> <li>Do not graze treated areas or feed treated forage to livestock.</li> </ul>
<b>TANIERS</b> (Puerto Rico only)	Preemergence	2.7 pts.  (1.0 lb cation)		180	<ul style="list-style-type: none"> <li>Do not exceed 2.7 pts./A (1.0 cation/A) in a single application</li> <li>Do not make more than 1 application per year.</li> <li>Do not apply more than 4 pts./A/year (1.5 lb cation/A/year).</li> <li>Minimum retreatment interval is 30 days.</li> <li>Do not harvest within 180 days of application.</li> </ul>
<b>YAMS</b> (Puerto Rico only)	Shielded Post Directed Spray	1.3 pts.  (0.5 lb cation)	Ground: 50 gals.	90	<ul style="list-style-type: none"> <li>Do not exceed 1.3 pts./A (0.5 lb cation/A) in a single application</li> <li>Do not make more than 2 applications per year.</li> <li>Do not apply more than 2.7 pts./A/year (1.0 lb cation/A/year).</li> <li>Minimum retreatment interval is 7 days.</li> <li>Do not harvest within 90 days of application.</li> <li>Make applications when weeds are succulent and growth is 1-6".</li> <li>Prevent spray from contacting crop to prevent injury to crop.</li> <li>Do not spray under windy conditions.</li> <li>Do not graze treated areas or feed treated forage to livestock.</li> </ul>

## Use Information for Chemical Fallow

- As the density of stubble, crop residue or weeds increases, use higher spray volumes for better coverage.
- To control volunteer wheat or downy brome, fall-applied treatments generally work best with PARAQUAT CONCENTRATE. If possible, tank mix with atrazine for maximum burndown and residual control.
- Apply from immediately after harvest up to emergence of the newly seeded crop as a broadcast or band treatment.
- Before applying PARAQUAT CONCENTRATE, cut wheat as high as possible to avoid cutting weeds too short, and allow the weeds to grow at least 2-3" after harvest.
- The addition of dicamba (Banvel) or 2,4-D ester (Low Volatile) may aid in the suppression of emerged perennial broadleaf weeds and large annual broadleaf weeds. Always refer to the product label(s) for 2,4-D ester (Low Volatile), Banvel, or residual herbicide for rates of applications, directions for use, limitations, and restrictions.
- It is permissible to tank mix with registered residual herbicide combinations other than listed for extended weed control during the fallow period
- Weeds and grasses emerging after application and weeds taller than 6 inches will not be controlled.
- Crop plants emerged at the time of application will be killed.
- The minimum total spray per acre allowed is 5 gallons for ground and 5 gallons for air applications.
- Apply 5-60 gallons spray mix per acre by ground application. When applying at less than 10 GPA by ground:
- Do not apply with floaters or exceed a speed of 10 mph.
- Apply with flat fan nozzles at 30-40 psi.
- Apply only in a tank mix with atrazine at a minimum of 0.5 lb. a.i./acre.
- By air: apply in 5-10 gallons of spray mix per acre.

Crop	Use Pattern	PARAQUAT CONCENTRATE Rate Per Acre	Minimum Total Spray Per Acre	Grazing or Preharvest Interval (Days)	Additional Directions
<b>CHEMICAL FALLOW</b> Continuous Wheat (2-3 month recropping interval)	Broadcast	Weeds 1-3": 1.3 - 1.7 pts. (0.5 – 0.64 lb cation)  Weeds 3-6": 1.7 - 2.0 pts. (0.64 – 0.75 lb cation)  Weeds 6": 2.0 - 2.7 pts. (0.75 – 1.0 lb cation)	Ground: 5 gals.  Air: 5 gals.	—	<ul style="list-style-type: none"> <li>• Do not exceed 2.7 pts./A (1.0 lb cation/A) in a single application.</li> <li>• Do not make more than 3 applications per year.</li> <li>• Do not apply more than 8.0 pts./A/year (3.0 lb cation/A/year).</li> <li>• Minimum retreatment interval is 7 days.</li> <li>• Apply at least 45 days before seeding.</li> <li>• For volunteer wheat or downy brome control in spring, use at least 1.3 pts. (0.5 lb cation) of PARAQUAT CONCENTRATE per acre with a Photosynthetic Inhibitor Herbicide.</li> <li>• Refer to the section "Use Information for Chemical Fallow".</li> </ul>
<b>CHEMICAL FALLOW</b> Wheat-Fallow-Wheat Rotations (Fall applied after harvest; seeded 12-14 months later)	Broadcast	Weeds 1-3": 1.3 - 1.7 pts. (0.5 – 0.64 lb cation)  Weeds 3-6": 1.7 - 2.0 pts. (0.64 – 0.75 lb cation)  Weeds 6": 2.0 - 2.7 pts. (0.75 – 1.0 lb cation)	Ground: 5 gals.  Air: 5 gals.	—	<ul style="list-style-type: none"> <li>• Do not exceed 2.7 pts./A (1.0 lb cation/A) in a single application.</li> <li>• Do not make more than 3 applications per year.</li> <li>• Do not apply more than 8.0 pts./A/year (3.0 lb cation/A/year).</li> <li>• Minimum retreatment interval is 7 days.</li> <li>• Spray before weeds produce seeds.</li> <li>• Control of volunteer wheat and downy brome control increases when applications are made late August or early September.</li> <li>• For improved burndown and residual control of weeds, tank mix with Atrazine, Marksman® Herbicide, or Command® Herbicide.</li> <li>• For improved burndown and residual control of grass and broadleaf weed tank mix with metribuzin (Sencor 75DF).</li> <li>• Always refer to the respective product label(s) for rates of applications, directions for use, limitations, and restrictions.</li> <li>• Refer to the section "Use Information for Chemical Fallow".</li> </ul>
<b>CHEMICAL FALLOW</b> Wheat-Fallow-Wheat Rotations (Spring applied; seeded 3-5 months later)	Broadcast	Weeds 1-3": 1.3 - 1.7 pts. (0.5 – 0.64 lb cation)  Weeds 3-6": 1.7 - 2.0 pts. (0.64 – 0.75 lb cation)  Weeds 6": 2.0 - 2.7 pts. (0.75 – 1.0 lb cation)	Ground: 5 gals.  Air: 5 gals.	—	<ul style="list-style-type: none"> <li>• Do not exceed 2.7 pts./A (1.0 lb cation/A) in a single application.</li> <li>• Do not make more than 3 applications per year.</li> <li>• Do not apply more than 8.0 pts./A/year (3.0 lb cation/A/year).</li> <li>• Minimum retreatment interval is 7 days.</li> <li>• To conserve moisture, application should be made March 1 to April 15, prior to spring rains.</li> <li>• Even though moisture loss is greater when applications are made after the boot stage, volunteer wheat is easier to control after this stage.</li> <li>• For volunteer wheat or downy brome control in spring, use at least 1.3 pts. of PARAQUAT CONCENTRATE per acre with a Photosynthetic Inhibitor Herbicide.</li> <li>• Refer to the section "Use Information for Chemical Fallow".</li> <li>• For burn down and residual control of grass and broadleaf weeds, tank mix with metribuzin, (Sencor 75DF/Lexone).</li> <li>• Always refer to the label for metribuzin (Sencor 75DF/Lexone) for rates of applications, directions for use, limitations, and restrictions.</li> </ul>

Crop	Use Pattern	PARAQUAT CONCENTRATE Rate Per Acre	Minimum Total Spray Per Acre	Grazing or Preharvest Interval (Days)	Additional Directions
<b>CHEMICAL FALLOW</b> Wheat-Annual Crop -Wheat Rotations (Fall applied in wheat stubble)	Broadcast	Weeds 1-3": 1.3 - 1.7 pts. (0.5 – 0.64 lb cation)  Weeds 3-6": 1.7 - 2.0 pts. (0.64 – 0.75 lb cation)  Weeds 6": 2.0 - 2.7 pts. (0.75 – 1.0 lb cation)	Ground: 5 gals.  Air: 5 gals.	—	<ul style="list-style-type: none"> <li>Do not exceed 2.7 pts./A (1.0 lb cation/A) in a single application.</li> <li>Do not make more than 3 applications per year.</li> <li>Do not apply more than 8.0 pts./A/year (3.0 lb cation/A/year).</li> <li>Minimum retreatment interval is 7 days.</li> <li>For improved burndown and residual weed control, tank mix with Atrazine or Marksman. Always refer to the respective product label(s) for rates of applications, directions for use, limitations, and restrictions.</li> <li>Make applications after wheat harvest and before weeds produce seed.</li> <li>If grasses such as foxtails or barnyardgrass recover, respray before seed production.</li> <li>Applications made late August to November help control volunteer wheat and downy brome. Refer to the section "Use Information for Chemical Fallow".</li> </ul>
<b>CHEMICAL FALLOW</b> Wheat-Annual Crop -Wheat Rotations (Spring applied prior to planting an annual crop <sup>1</sup> )	Broadcast	Weeds 1-3": 1.3 - 1.7 pts. (0.5 – 0.64 lb cation)  Weeds 3-6": 1.7 - 2.0 pts. (0.64 – 0.75 lb cation)  Weeds 6": 2.0 - 2.7 pts. (0.75 – 1.0 lb cation)	Ground: 5 gals.  Air: 5 gals.	—	<ul style="list-style-type: none"> <li>Do not exceed 2.7 pts./A (1.0 lb cation/A) in a single application.</li> <li>Do not make more than 3 applications per year.</li> <li>Do not apply more than 8.0 pts./A/year (3.0 lb cation/A/year).</li> <li>Minimum retreatment interval is 7 days.</li> <li>For enhanced burndown and residual weed control, tank mix with Atrazine. Always refer to the respective product label(s) for Atrazine for rates of applications, directions for use, limitations, and restrictions.</li> <li>For volunteer wheat or downy brome control in spring, use at least 1.3 pts. (0.5 lb cation) of PARAQUAT CONCENTRATE per acre with a Photosynthetic Inhibitor Herbicide. • Refer to the section "Use Information for Chemical Fallow".</li> <li>Refer to the Atrazine label for directions pertaining to soil pH and recropping intervals.</li> </ul>

<sup>1</sup>Approved Annual Crops are grain sorghum, corn, wheat, or proso millet.

Crop	Weeds	Use Pattern	PARAQUAT CONCENTRATE Rate Per Acre	Minimum Total Spray Per Acre	Grazing or Preharvest Interval (Days)	Additional Directions
<b>CLOVER AND OTHER LEGUMES</b> Including velvetbean, lespedeza, lupine, sainfoin, trefoil, vetch, crown vetch, and milk vetch.  <b>Dormant Season</b> On established plantings: Region A – See table at end of Alfalfa section.	For desiccation of weeds, including London rocket, sowthistle, rescue brome, wild oats, chickweed, ryegrass, bluegrass, cheatgrass, dogfennel, tansymustard, henbit, downy brome, and other winter annuals, and suppression of perennial weeds.  <b>California</b> • Use for desiccation of weeds including bluegrass, ryegrass, shepherdspurse, chickweed, tansy mustard, foxtail, sowthistle and groundsel.	Broadcast	1.3 - 2.0 pts.  (0.5 – 0.75 lb cation)	Ground: 10 gals.  Air: 5 gals.	60	<ul style="list-style-type: none"> <li>Do not exceed 2.0 pts./A (0.75 lb cation/A) in a single application.</li> <li>Do not make more than 1 application per year.</li> <li>Do not apply more than 2.0 pts./A/year (0.75 lb cation/A/year).</li> <li>Do not harvest within 60 days of application.</li> <li>Applications should be made during late fall or winter months after the last cutting and before first spring cutting.</li> <li>Do not apply if <b>regrowth</b> after grazing or cutting is more than 2".</li> <li>CAUTION: Stand and/or yield reductions may occur when applications are made to clover or other legumes that are not dormant, or have broken dormancy. Therefore, it may be necessary to replant. Burning will occur to green clover or other legumes' foliage present at the time of application.</li> <li>Discoloration and temporary stunting will occur in clover or other legumes foliage present at the time of application.</li> <li>If there is severe weed infestation, the total hay yield of first cutting may be reduced in clover or other legumes fields and is usually directly proportionate to the loss of weed weight.</li> </ul>
On established plantings: Region B - See table at end of Alfalfa section.		Broadcast	0.7 - 1.3 pts.  (0.26 – 0.5 lb cation)	Ground: 10 gals.  Air: 5 gals.	60	<p><b>In California:</b></p> <ul style="list-style-type: none"> <li>If ryegrass, shepherdspurse, sowthistle or groundsel are present, use higher rate.</li> </ul>
On fall-seeded, newly established stands less than 1-year old: Region A – See table at end of Alfalfa Section		Broadcast	0.7 - 1.3 pts.  (0.26 – 0.5 lb cation)	Ground: 10 gals.  Air: 5 gals.	60	
On fall-seeded, newly established stands less than 1-year-old: Region B - See table at end of Alfalfa section.		Broadcast	0.5 - 0.8 pts.  (0.19 - 0.3 lb cation)	Ground: 10 gals.  Air: 5 gals.	60	

Crop	Use Pattern	PARAQUAT CONCENTRATE Rate Per Acre	Minimum Total Spray Per Acre	Grazing or Preharvest Interval (Days)	Additional Directions
<b>CORN (FIELD, POP, SEED, SWEET)</b>	ALL COMBINED USES	Refer to specific use directions below	Refer below		<ul style="list-style-type: none"> <li>Do not make more than 7 applications for all combined uses.</li> <li>Do not apply more than 13.5 pts./A/year (5.0 lb cation/A/year) for all combined uses.</li> <li>Minimum retreatment interval is 7 days.</li> </ul>
<b>CORN FIELD CORN POPCORN SWEET CORN SEED CORN (Used alone)</b>	Preplant or Preemergence  Broadcast or Banded Over Row	Weeds 1-3": 1.3 - 1.7 pts. (0.5 – 0.64 lb cation)  Weeds 3-6": 1.7 - 2.0 pts. (0.64 – 0.75 lb cation)  Weeds 6": 2.0 - 2.7 pts. (0.75 – 1.0 lb cation)	Ground: 10 gals.  Air: 5 gals.	—	<ul style="list-style-type: none"> <li>Do not exceed 2.7 pts./A (1.0 lb cation/A) in a single application.</li> <li>Do not make more than 3 applications per year.</li> <li>Do not apply more than 8.0 pts./A/year (3.0 lb cation/A/year).</li> <li>Minimum retreatment interval is 7 days.</li> <li>Includes field, fresh sweet, forage, fodder and popcorn.</li> <li>To permit maximum weed and grass emergence, seedbeds should be formed as far ahead of planting and treatment as possible.</li> <li>Seeding should be done with a minimum amount of soil disturbance.</li> <li>Weeds and grasses emerging after application will not be controlled. However, crop plants emerged at time of application will be killed.</li> </ul>
<b>CORN Tank mixes for no-till/ reduced till</b>	Preplant or Preemergence Broadcast or Banded Over Row	Weeds 1-3": 1.3 - 1.7 pts. (0.5 – 0.64 lb cation)  Weeds 3-6": 1.7 - 2.0 pts. (0.64 – 0.75 lb cation)  Weeds 6": 2.0 - 2.7 pts. (0.75 – 1.0 lb cation)	Ground: 10 gals.  Air: 5 gals.*	—	<ul style="list-style-type: none"> <li>Do not exceed 2.7 pts./A (1.0 lb cation/A) in a single application.</li> <li>Do not make more than 3 applications per year.</li> <li>Do not apply more than 8.0 pts./A/year (3.0 lb cation/A/year).</li> <li>Minimum retreatment interval is 7 days.</li> <li>Applications should be made as broadcast sprays before, during or after planting, but before crop emergence.</li> <li>PARAQUAT CONCENTRATE may be tank mixed with the following herbicides for improved burndown or residual control: 2,4-D Ester (Low Volatile) Harness® Harness® Xtra AAtrex®/Atrazine Lasso® Herbicide Banvel® LineX® Bicep MAGNUM® Lorox® Bicep Lite II MAGNUM® Princep® Dual MAGNUM Prowl® Herbicide Frontier® Simazine® Guardsman® Surpass® EC Harmony® Extra Herbicide Surpass® 100 (Preplant only) Topnotch®</li> <li>PARAQUAT CONCENTRATE may also be tank mixed with Ambush® insecticide.</li> <li>Always refer to respective product label(s) for rates of applications, directions for use, limitations, and restrictions.</li> <li>* Always refer to respective product label(s) to confirm if these products can be applied by air.</li> </ul>
<b>FIELD CORN, POPCORN, SWEET CORN, SEED CORN</b>	Postemergence Directed Spray (including Hooded or Shielded)	0.7 - 1.3 pts. (0.26 – 0.5 lb ai)	Ground: 10 gals.	14	<ul style="list-style-type: none"> <li>Do not exceed 1.3 pts./A (0.5 lb cation/A) in a single application.</li> <li>Do not make more than 3 applications per year.</li> <li>Do not apply more than 4.0 pts./A/year (1.5 lb cation/A/year).</li> <li>Minimum retreatment interval is 7 days.</li> <li>Do not apply within 14 days of harvest.</li> <li>Apply when weeds are actively growing.</li> <li>Use the higher specified rate on larger or hard to control weeds. Weeds 6" or taller may not be controlled.</li> <li>Severe damage and/or complete kill can occur if spray contacts corn plants</li> </ul> <p><b>For Hooded Or Shielded Sprayers:</b></p> <ul style="list-style-type: none"> <li>Use a hooded or shielded sprayer with skids or wheels on the spray boom to maintain spray height in order to prevent excessive crop phytotoxicity.</li> <li>Apply by directing spray between the rows and using hooded or shielded sprayers to prevent spray contact with crop plants.</li> </ul> <p><b>For Directed Spray Without Hooded Or Shielded Sprayers:</b> Corn height is measure from soil surface to top of whorl.</p> <ul style="list-style-type: none"> <li>Apply when corn is at least 10" tall with nozzles arranged to spray no higher than the lower 3" of corn stalks.</li> <li>Corn plants shorter than 10" may be injured and not recover.</li> <li>For corn more than 20" tall: Arrange the nozzles to spray no higher than the lower 1/3 of the corn stalks.</li> <li>Injury to corn foliage will occur if sprayed. However, corn will recover and develop normally.</li> </ul>

Crop	Use Pattern	PARAQUAT CONCENTRATE Rate Per Acre	Minimum Total Spray Per Acre	Grazing or Preharvest Interval (Days)	Additional Directions
<b>FIELD CORN, POPCORN, SEED CORN</b>	Harvest Aid Broadcast	0.8 - 1.3 pts. <i>(0.3 – 0.5 lb cation)</i>	Ground: 20 gals.  Air: 5 gals.	7	<ul style="list-style-type: none"> <li>Do not exceed 1.3 pts./A <i>(0.5 lb cation/A)</i> in a single application.</li> <li>Do not make more than 1 application per year.</li> <li>Do not apply more than 4.0 pts./A/year <i>(1.5 lb cation/A/year)</i>.</li> <li>Do not make more than one application per year. Make ONE (1) application at least 7 days prior to harvest.</li> <li>Apply after the corn is mature. This is indicated by a black layer which forms at the base of the kernels. You may consult your local agricultural authority for help in identifying the black layer.</li> <li>Add nonionic surfactant containing at least 75% surface active ingredient at 0.25% v/v.</li> <li>To desiccate mature broadleaf weeds and grasses or broadleaf weeds and grasses that are taller than 18", use 1.3 pts.</li> <li>Drought stressed plants, especially broadleaf weeds, can be difficult to kill, and desiccation may not be complete.</li> </ul>
<b>FIELD CORN ONLY</b> (grain, fodder, forage)	Postemergence Directed Spray USDA Witchweed Eradication Program	1.3 pts. <i>(0.5 lb cation)</i>	Ground: 10 gals.	—	<ul style="list-style-type: none"> <li>Do not exceed 1.3 pts./A <i>(0.5 lb cation/A)</i> in a single application.</li> <li>Do not make more than 3 applications per year.</li> <li>Do not apply more than 4.0 pts./A <i>(1.5 lb cation/A/year)</i>.</li> <li>Minimum retreatment interval is 7 days.</li> <li>Do not harvest within 14 days of application</li> <li>If regrowth occurs, initiate sprays in late June to early July and repeat in early August. • Follow application instructions in post-emergence directed spray section above.</li> </ul>
<b>FIELD CORN ONLY</b> (grain, fodder, forage) 2,4-D Amine AE Tank Mix	Postemergence Directed Spray USDA Witchweed Eradication Program	5.4 fl. oz. <i>(0.13 lb cation)</i>  + 0.5 lb. 2,4-D Amine AE	Ground: 10 gals.	—	<ul style="list-style-type: none"> <li>Do not exceed 5.4 fl.oz./A <i>(0.13 lb cation/A)</i> in a single application.</li> <li>Do not make more than 3 applications per year.</li> <li>Do not apply more than 4.0 pts./A/year <i>(1.5 lb cation/A/year)</i>.</li> <li>Minimum retreatment interval is 7 days.</li> <li>Do not harvest within 14 days of application.</li> <li>Apply as directed spray onto grassy weeds and witchweed before witchweed blooms. If regrowth occurs, reapply.</li> <li>Follow application instructions in post-emergence directed spray section above.</li> <li>Always refer to respective product label(s) for rates of applications, directions for use, limitations, and restrictions.</li> </ul>
<b>COTTON</b> (For all combined Cotton uses)		All combined Cotton Uses			<ul style="list-style-type: none"> <li>Do not make more than 10 applications per year.</li> <li>Do not apply more than 8.0 pts./A/year <i>(3.0 lb cation/A/year)</i>.</li> <li>Minimum retreatment interval is 7 days.</li> </ul>
<b>COTTON</b> (Used alone)	Preplant or Preemergence	1.7 - 2.7 pts. <i>(0.64 – 1.0 lb cation)</i>	Ground: 10 gals.  Air: 5 gals.	—	<ul style="list-style-type: none"> <li>Do not exceed 2.7 pts./A <i>(1.0 lb cation/A)</i> in a single application.</li> <li>Do not make more than 3 applications per year.</li> <li>Do not apply more than 8.0 pts./A/year <i>(3.0 lb cation/A/year)</i>.</li> <li>Minimum retreatment interval is 7 days.</li> <li>Apply prior to, during or after planting, but before crop emergence.</li> <li>For fallow bed treatment, beds should be pre-formed to permit maximum weed and grass emergence prior to treatment.</li> <li>Seeding should be done with a minimum of soil disturbance.</li> </ul>
<b>COTTON</b> Goal® Herbicide Tank Mix	Preplant or Fallow  Bed Broadcast	1.7 - 2.7 pts. <i>(0.64 – 1.0 lb cation)</i>	Ground or Air: 10 gals.	—	<ul style="list-style-type: none"> <li>Do not exceed 2.7 pts./A <i>(1.0 lb cation/A)</i> in a single application.</li> <li>Do not make more than 3 applications per year.</li> <li>Do not apply more than 8.0 pts./A/year <i>(3.0 lb cation/A/year)</i>.</li> <li>Minimum retreatment interval is 7 days.</li> <li>Always refer to the Goal label for weeds controlled, rates of applications, and directions for use, limitations, and restrictions.</li> </ul>
<b>COTTON</b> Other Tank Mixes	Preplant or Preemergence	1.7 - 2.7 pts. <i>(0.64 – 1.0 lb cation)</i>	Ground: 10 gals.  Air: 5 gals.	—	<ul style="list-style-type: none"> <li>Do not exceed 2.7 pts./A <i>(1.0 lb cation/A)</i> in a single application.</li> <li>Do not make more than 3 applications per year.</li> <li>Do not apply more than 8.0 pts./A/year <i>(3.0 lb cation/A/year)</i>.</li> <li>Minimum retreatment interval is 7 days.</li> <li>Apply as a broadcast spray before, during or after planting, but before crop emergence.</li> <li>For improved residual control or burndown, PARAQUAT CONCENTRATE may be tank mixed with the following herbicides: Caparol® Herbicide Cotoran® Herbicide Cotton-Pro® Herbicide Diurone® Dual MAGNUM® Harmony Extra (Preplant Only) or Meturon® Herbicide MSMA Prowl® Zorial® Herbicide</li> <li>When tank mixing with Cotoran DF® or Meturon DF®, follow mixing instructions carefully, maintain constant agitation, and see Order of Tank Mixing section in respective labels.</li> <li>When tank mixing with any of the herbicides listed above, always refer to respective product label(s) for weeds controlled, rates of applications, directions for use, limitations, and restrictions.</li> </ul>



Crop	Use Pattern	PARAQUAT CONCENTRATE Rate Per Acre	Minimum Total Spray Per Acre	Grazing or Preharvest Interval (Days)	Additional Directions
COTTON	Postemergence Directed Spray (Hooded or Shielded)	0.8 - 1.3 pts.  (0.3 – 0.5 lb cation)	10 gals.		<ul style="list-style-type: none"> <li>• Do not exceed 1.3 pts./A (0.5 lb cation/A) in a single application.</li> <li>• Maximum number of applications per year is 3.</li> <li>• Do not apply more than 4.0 pts./A/year (1.5 lb cation/A/year).</li> <li>• Minimum retreatment interval is 14 days</li> <li>• Apply when weeds are actively growing and between 1 – 6" in height.</li> <li>• Use higher rate on dense populations and/or larger or hard-to-control weeds. Weeds 6" or taller may not be controlled.</li> <li>• AVOID CONTACT WITH CROP. Intentional or accidental contact, including drift, of this product with the crop may result in severe damage or loss of the crop.</li> <li>• Apply by directing spray between the rows using hooded or shielded sprayers to prevent contact with the crop plant.</li> <li>• Equipment should be in good operating condition. Avoid leakage or dripping onto crop. Variation in equipment design may affect the level of weed control.</li> <li>• Keep hoods or shields adjusted to insure adequate contact with weeds while shielding the crop from the herbicide.</li> <li>• To minimize drift, do not use nozzles or nozzle configurations or adjuvants which produce fine spray droplets (mist).</li> <li>• This product may be tank mixed with other postemergence directed herbicides. Unless otherwise directed on this label, refer to tank mix product labels for rates, directions, limitations and precautions.</li> </ul>

**COTTON Harvest Aid Use Restrictions**

- Do not make more than 4 applications per year.
- Do not pasture livestock in treated fields or feed treated foliage.
- Do not apply to cotton within 3 days before harvest.
- Repeat application if necessary. Do not exceed a total of 1.3 pts./A (0.5 lb cation/A) as a harvest aid.
- May be tank mixed with other cotton harvest aid materials known to be effective by a local expert. Unless otherwise instructed in this label, always refer to the respective product label(s) for rates of applications, directions for use, limitations, and restrictions.
- PARAQUAT CONCENTRATE can be applied in a tank mix with methyl parathion and/or Karate® insecticide. Always refer to the respective product label(s) for rates of applications, directions for use, limitations, and restrictions.
- Nodes above cracked bolls (NACB) timing is for guidance and is not intended to restrict the local expert in their use of the product.



Crop	Use Pattern	PARAQUAT CONCENTRATE Rate Per Acre	Minimum Total Spray Per Acre	Grazing or Preharvest Interval (Days)	Additional Directions
<b>SOUTHERN COTTON</b> Harvest aid for boll opening and defoliation (Tank mix with phosphate and chlorate defoliants).	Broadcast	5.4 fl. oz. (0.13 lb cation) + 1 pt. phosphate or 1 gal. chlorate	Ground: 10 gals.  Air: 5 gals.	3	<ul style="list-style-type: none"> <li>Do not exceed 5.4 fl.oz./A (0.13 lb cation/A) in a single application.</li> <li>Maximum number of applications per year is 4.</li> <li>Do not apply more than 1.3 pts./A/year (0.5 lb cation/A/year).</li> <li>Minimum retreatment interval is 7 days.</li> <li>Do not apply within 3 days of harvest.</li> <li>Development of immature bolls will be inhibited.</li> <li>Apply when 80% or more of the bolls are open and the remaining bolls to be harvested are mature.</li> <li>Always refer to tank mix product label(s) for rates of applications, directions for use, limitations, and restrictions.</li> </ul>
<b>SOUTHERN COTTON</b> Additional tank mixes for boll opening and defoliation	Broadcast	2.1 - 3.3 fl. oz.  (0.05 – 0.08 lb cation)	Ground: 10 gals.  Air: 5 gals.	—	<ul style="list-style-type: none"> <li>Do not exceed 3.3 fl.oz./A (0.08 lb cation/A) in a single application.</li> <li>Maximum number of applications per year is 4.</li> <li>Do not apply more than 1.3 pts./A/year (0.5 lb cation/A/year).</li> <li>Minimum retreatment interval is 7 days.</li> <li>Do not apply within 3 days of harvest.</li> <li>PARAQUAT CONCENTRATE may be tank mixed with the following products to aid in defoliation and opening of mature bolls. Accelerate® Defoliant Def® Defoliant Dropp® Defoliant Ethephon Plant Growth Regulator Folex® Defoliant Harvade® Harvest Growth Regulator Prep™ PGR</li> <li>Apply when 60% or more of the bolls are open and the remaining bolls to be harvested are mature.</li> <li>Development of immature bolls will be inhibited.</li> <li>Always refer to tank mix product label(s) for rates of applications, directions for use, limitations, and restrictions.</li> </ul>
<b>SOUTHERN COTTON</b> Post Defoliation - To aid in opening of mature bolls and to desiccate green weeds.	Broadcast	0.7 - 1.3 pts.  (0.26 -0.5 lb cation)	Ground: 10 gals.  Air: 5 gals.	3	<ul style="list-style-type: none"> <li>Do not exceed 1.3 pts./A (0.5 lb cation/A) in a single application.</li> <li>Maximum number of applications per year is 4.</li> <li>Do not apply more than 1.3 pts./A/year (0.5 lb cation/A/year).</li> <li>Minimum retreatment interval is 7 days.</li> <li>Do not apply within 3 days of harvest.</li> <li>If weed infestation is heavy or dense, use higher rate.</li> <li>Apply when 75% or more of bolls are open and remaining bolls to be harvested are mature.</li> <li>Development of immature bolls will be inhibited.</li> <li>After a defoliation or conditioning application has been made, delay desiccation application of PARAQUAT CONCENTRATE approximately 3-7 days to minimize leaf sticking.</li> </ul>
<b>WESTERN COTTON</b> Harvest aid for boll opening and early defoliation	Broadcast	3.7 - 5.4 fl. oz.  (0.09 - 0.13 lb cation)  + phosphate or sodium chlorate; and/ or other compatible harvest aid products.	Ground: 10 gals.  Air: 5 gals.	7	<ul style="list-style-type: none"> <li>Do not exceed 5.4 fl.oz./A (0.13 lb cation/A) in a single application.</li> <li>Maximum number of applications per year is 4.</li> <li>Do not apply more than 1.3 pts./A/year (0.5 lb cation/A/year).</li> <li>Minimum retreatment interval is 7 days.</li> <li>Do not apply within 7 days of harvest.</li> <li>On rank cotton, use the higher specified rate.</li> <li>Do not use more than 5.4 fl. oz. (0.13 lb cation) of PARAQUAT CONCENTRATE for early defoliation as excessive desiccation may occur.</li> <li>Early defoliation timing is when 60% or more of the bolls are open and the remaining bolls to be harvested are mature (approximately 4 NACB).</li> <li>Development of immature bolls will be inhibited.</li> <li>Do not use more than 4.0 lbs. of actual sodium chlorate defoliant per acre at this early defoliation timing.</li> <li>Always refer to tank mix product label(s) for rates of applications, directions for use, limitations, and restrictions.</li> </ul>
<b>WESTERN COTTON</b> Harvest aid for boll opening and mid-to-late defoliation	Broadcast	5.4 - 10.7 fl. oz.  (0.13 – 0.25 lb cation)  alone or tank mix with sodium chlorate or phosphate defoliation and/ or other compatible harvest aid products.		7 (Alone)	<ul style="list-style-type: none"> <li>Do not exceed 10.7 fl.oz./A (0.25 lb cation/A) in a single application.</li> <li>Maximum number of applications per year is 4.</li> <li>Do not apply more than 1.3 pts./A/year (0.5 lb cation/A/year).</li> <li>Minimum retreatment interval is 7 days.</li> <li>Do not apply within 3 days of harvest.</li> <li>Use the 10.7 fl. oz. (0.25 lb cation) rate of PARAQUAT CONCENTRATE in desert cotton areas or on rank vigorous cotton.</li> <li>Mid-to-late defoliation timing is when 75% or more of the bolls are open and remaining bolls to be harvested are mature (approximately 3 or fewer NACB).</li> <li>Development of immature bolls will be inhibited.</li> <li>Always refer to tank mix product label(s) for rates of applications, directions for use, limitations, and restrictions.</li> </ul>

Crop	Use Pattern	PARAQUAT CONCENTRATE Rate Per Acre	Minimum Total Spray Per Acre	Grazing or Preharvest Interval (Days)	Additional Directions
<b>COTTON Stripper or Spindle Harvested</b>  Harvest aid for defoliation and boll opening.	Broadcast	2.1 - 7.5 fl. oz.  (0.05 – 0.18 lb cation)	Ground: 10 gals.  Air: 5 gals.	3	<ul style="list-style-type: none"> <li>Do not exceed 1.3 pts./A (0.5 lb cation/A) in a single application.</li> <li>Maximum number of applications per year is 4.</li> <li>Do not apply more than 1.3 pts./A/year (0.5 lb cation/A/year).</li> <li>Minimum retreatment interval is 7 days.</li> <li>Do not apply within 3 days of harvest.</li> <li>BECAUSE OF EXTREMES IN ENVIRONMENTAL AND PLANT CONDITIONS, IT IS ADVISABLE TO APPLY THE RANGE OF RATES ON A SMALL BLOCK OF COTTON TO DETERMINE THE RATE THAT BEST FITS YOUR NEEDS.</li> <li>Apply when 75% of the bolls are open and the remaining bolls to be harvested are mature.</li> <li>DEVELOPMENT OF IMMATURE BOLLS WILL BE INHIBITED, SLICE BOLLS AND INSPECT SEEDS FOR MATURITY.</li> <li>PARAQUAT CONCENTRATE may be applied alone or tank mixed with the following cotton harvest aids: Accelerate Defoliant® Def Defoliant® Dropp Defoliant® Ethephone Plant Growth Regulator Folex Defoliant® Harvade® Harvest Growth Regulator Prep™ PGR</li> <li>May be applied as a split application. Do not exceed a total of 1.3 pts./A.</li> <li>To avoid leaf sticking, apply PARAQUAT CONCENTRATE as a desiccant approximately 3-7 days after defoliant or a conditioning application and 7-14 days before harvest.</li> <li>Cooler temperatures may cause a longer waiting period between application of PARAQUAT CONCENTRATE as a desiccant and defoliation/ conditioner.</li> <li>South of Interstate-10 in Texas, where temperatures are typically higher during defoliation, lower rates in the range may be necessary.</li> <li>Always refer to tank mix product label(s) for rates of applications, directions for use, limitations, and restrictions.</li> </ul>
<b>COTTON</b> Late season desiccation	Broadcast	0.7 - 1.3 pts.  (0.26 – 0.5 lb cation)	Ground: 10 gals.  Air: 5 gals.	3	<ul style="list-style-type: none"> <li>Do not exceed 1.3 pts./A (0.5 lb cation/A) in a single application.</li> <li>Maximum number of applications per year is 4.</li> <li>Do not apply more than 1.3 pts./A/year (0.5 lb cation/A/year).</li> <li>Minimum retreatment interval is 7 days.</li> <li>Do not apply within 3 days of harvest.</li> <li>BECAUSE OF EXTREMES IN ENVIRONMENTAL AND PLANT CONDITIONS, IT IS ADVISABLE TO APPLY THE RANGE OF RATES ON A SMALL BLOCK TO DETERMINE THE RATE THAT BEST FITS YOUR NEEDS.</li> <li>May be applied as a split application. Do not exceed a total of 1.3 pts./A.</li> <li>Apply when 85% of the bolls are open and the remaining bolls to be harvested are mature (approximately 0 NACB).</li> <li>Development of immature bolls will be inhibited. Slice bolls and inspect the seed for maturity.</li> <li>South of Interstate-10 in Texas, where temperatures are typically higher during defoliation, lower rates in the range may be necessary.</li> <li>Delay desiccation application of PARAQUAT CONCENTRATE approximately 3-7 days to minimize leaf sticking if a defoliation or conditioning application has been made.</li> <li>May be tank mixed with other harvest aid materials known to the local expert to be effective.</li> </ul>
<b>COTTON</b> Desiccation of regrowth	Broadcast	0.75 - 1.3 pts.  (0.28 – 0.5 lb cation)	Ground: 10 gals.  Air: 5 gals.	3	<ul style="list-style-type: none"> <li>Do not exceed 1.3 pts./A (0.5 lb cation/A) in a single application.</li> <li>Maximum number of applications per year is 4.</li> <li>Do not apply more than 1.3 pts./A/year (0.5 lb cation/A/year).</li> <li>Minimum retreatment interval is 7 days.</li> <li>Do not apply within 3 days of harvest.</li> <li>Use to desiccate regrowth occurring after defoliation or desiccation.</li> <li>Because regrowth is difficult to control, thorough coverage with the full listed rate is necessary.</li> <li>Control is dependent on growing conditions and desiccation of small new regrowth may not always be complete.</li> <li>If regrowth is excessive, use higher rate.</li> </ul>
<b>EASTER LILIES</b> (Field grown)	Preemergence	1.7 - 2.7 pts.  (0.64 - 1.0 lb cation)	Ground: 10 gals.	—	<ul style="list-style-type: none"> <li>Do not exceed 2.7 pts./A (1.0 lb cation/A) in a single application.</li> <li>Maximum number of applications per year is 2.</li> <li>Do not apply more than 5.4 pts./A/year (2.0 lb cation/A/year).</li> <li>Minimum retreatment interval is 7 days.</li> </ul>

Crop	Use Pattern	PARAQUAT CONCENTRATE Rate Per Acre	Minimum Total Spray Per Acre	Grazing or Preharvest Interval (Days)	Additional Directions
<b>FALLOW LAND</b> Prior to planting of any crops.	Preplant Broadcast to Fallow Land	1.0 – 2.7 pts.  (0.64 – 1.0 lb cation)	Ground: 10 gals.  Air: 5 gals.	—	<ul style="list-style-type: none"> <li>Do not exceed 2.7 pts./A (1.0 lb cation/A) in a single application.</li> <li>Maximum number of applications per year is 2.</li> <li>Do not apply more than 5.4 pts./A/year (2.0 lb cation/A/year).</li> <li>Minimum retreatment interval is 7 days.</li> <li>Fallow land may be between operations such as disking, ripping, plowing, leveling, irrigating or listing for ground preparation purposes.</li> <li>Use for the control of weeds such as bluegrass, chickweed, henbit, downy brome, ryegrass, cheatgrass, dog fennel, tansy mustard, London rocket, sowthistle, rescue brome, wild oats, volunteer cereals and other winter annuals and for suppression of perennial weeds or sedges.</li> <li>For weeds approaching the maximum size of 6", the higher rate may be used. Prior to application allow maximum weed emergence to maximize the benefit of this use.</li> <li>Adhere to the preharvest intervals and other crop specific restrictions for planted crops elsewhere on this label.</li> </ul>
<b>GRASSES</b> (For seed) (For use in seedbed preparation)	Preplant, at Planting, or Preemergence	1.3 - 2.7 pts.  (0.5 – 1.0 lb cation)	Ground: 10 gals.	28	<ul style="list-style-type: none"> <li>Do not exceed 2.7 pts./A (1.0 lb cation/A) in a single application.</li> <li>Maximum number of applications per year is 3.</li> <li>Do not apply more than 5.4 pts./A/year (2.0 lb cation/A/year).</li> <li>Minimum retreatment interval is 14 days.</li> <li>Do not apply within 28 days of harvest.</li> <li>Prepare the seedbeds and allow weeds to germinate.</li> <li>Apply PARAQUAT CONCENTRATE when weeds are at the 3-5 leaf stage.</li> <li>Applications may be repeated as necessary (but only up to 3 applications per year) prior to grass emergence.</li> <li>Do not graze treated areas or use the seed or straw from treated areas for animal feed or bedding.</li> </ul>
<b>GUAR</b> (Preharvest desiccation)	Preharvest	1.3 pts.  (0.5 lb cation)	Ground: 10 gals.	4	<ul style="list-style-type: none"> <li>Do not exceed 1.3 pts./A (0.5 lb cation/A) in a single application.</li> <li>Maximum number of applications per year is 3.</li> <li>Do not apply more than 4.0 pts./A/year (1.5 lb cation/A/year).</li> <li>Minimum retreatment interval is 7 days.</li> <li>Do not apply within 4 days of harvest.</li> <li>Apply after the pods are fully mature.</li> <li>Do not graze treated areas or use the treated forage for animal feed.</li> </ul>
<b>GUAVA</b>	Directed Spray	2.5 pts.  (0.93 lb cation)	Ground: 10 gals.	—	<ul style="list-style-type: none"> <li>Do not exceed 2.5 pts./A (0.93 lb cation/A) in a single application.</li> <li>Maximum number of applications per year is 4.</li> <li>Do not apply more than 10 pts./A/year (3.76 lb cation/A/year).</li> <li>Minimum retreatment interval is 7 days.</li> <li>Do not allow spray to contact green stems, fruit or foliage.</li> <li>Do not graze treated areas.</li> <li>Do not feed cover crops grown in treated areas to livestock.</li> <li>Retreatment or spot spraying may be necessary for mature woody weeds, late-germinating weeds and grasses, and perennials.</li> </ul>
<b>HOPS</b> (ID, OR, & WA only)	Directed Spray and/or Suckering and Stripping.	1.3 pts.  (0.5 lb cation)	Ground: 10 gals.	14	<ul style="list-style-type: none"> <li>Do not exceed 1.3 pts./A (0.5 lb cation/A) in a single application.</li> <li>Maximum number of applications per year is 3.</li> <li>Do not apply more than 4.0 pts./A/year (1.5 lb cation/A/year).</li> <li>Minimum retreatment interval is 7 days.</li> <li>Do not apply within 14 days of harvest.</li> <li>Retreatment of spot treatment may be necessary.</li> <li>Do not allow spray to contact green stems, foliage, flowers, or cones as injury may result.</li> <li>Do not allow animals to graze in treated hopyards.</li> <li>Silage and hop vine refuse may be fed to livestock.</li> <li>Spray only the basal 2 ft. of the vines for sucking and stripping. Repeat as necessary, but only up to 3 applications per season.</li> <li>Experience with varieties other than Cascade, Yakima Cluster, and Bullion is limited. If using PARAQUAT CONCENTRATE on other varieties than these, test the use pattern on a small number of vines of each variety to determine sensitivity to injury. Do not use on unlisted varieties if unacceptable crop injury occurs.</li> <li>Chemical Pruning: Spray when vines are less than 3 ft. tall to burn back existing vines and obtain even emergence of subsequent vines.</li> <li>APPLICATION TO HOP VINES LESS THAN 6 FT. TALL MAY CAUSE UNACCEPTABLE INJURY.</li> </ul>
<b>LENTILS</b> NOT REGISTERED FOR USE ON LENTILS IN CALIFORNIA.	Harvest Aid	0.8 - 1.3 pts.  (0.3 – 0.5 lb cation)	Ground: 20 gals.  Air: 7 gals.	7	<ul style="list-style-type: none"> <li>Do not exceed 1.3 pts./A (0.5 lb cation/A) in a single application.</li> <li>Maximum number of applications per year is 2.</li> <li>Do not apply more than 1.3 pts./A/year (0.5 lb cation/A/year).</li> <li>Minimum retreatment interval is 7 days.</li> <li>Do not apply within 7 days of harvest.</li> <li>Add nonionic surfactant at 0.25% v/v (2 pts./100 gals.) of the finished spray volume.</li> <li>May also be applied as a split application. <b>DO NOT</b> make more than 2 applications or exceed a total of 1.3 pts./A. The split application may improve coverage.</li> <li>Apply when crop is mature and at least 80% of the pods are yellowing and mostly ripe with no more than 30% of the leaves still green in color.</li> <li><b>DO NOT</b> apply when weather conditions favor spray drift. To reduce spray drift a drift</li> </ul>

					control agent may be included.
Crop	Use Pattern	PARAQUAT CONCENTRATE Rate Per Acre	Minimum Total Spray Per Acre	Grazing or Preharvest Interval (Days)	Additional Directions
MINT (Peppermint, Spearmint)	Dormant Season	1.3 - 2.0 pts. <i>(0.5 – 0.75 lb cation)</i>	Ground: 10 gals.  Air: 5 gals.	-	<ul style="list-style-type: none"> <li>Do not exceed 2.0 pts./A <i>(0.75 lb cation/A)</i> in a single application</li> <li>Do not make more than 2 applications per year.</li> <li>Do not apply more than 2.0 pts./A/year <i>(0.75 lb cation/A/year)</i>.</li> <li>Minimum retreatment interval is 7 days.</li> <li>Make applications when weeds are succulent and growth is 1-6".</li> <li>Prevent spray from contacting crop to prevent injury to crop.</li> <li>Do not spray under windy conditions.</li> <li>Do not graze treated areas or feed treated forage to livestock</li> <li>For suppression of weeds such as groundsel, chickweed, downy brome, bluegrass, Italian ryegrass, prickly lettuce.</li> <li>Apply when crop is dormant before spring growth begins and when weeds are less than 6" tall.</li> <li>May be tank mixed with Sinbar® Herbicide (terbacil) weed killer for improved contact activity and residual control of Italian ryegrass, prickly lettuce and groundsel. Apply this tank mixture no more than once per season. Always refer to Sinbar (terbacil) label for weeds controlled, rates of applications, directions for use, limitations, and restrictions.</li> </ul>
ONIONS (seeded) AND GARLIC	Preplant/ Preemergence	1.7 - 2.7 pts. <i>(0.64 -1.0 lb cation)</i>	Ground: 10 gals.	60 All others  200 (CA only)	<ul style="list-style-type: none"> <li>Do not exceed 2.7 pts./A <i>(1.0 lb cation/A)</i> in a single application</li> <li>Do not make more than 1 application per year.</li> <li>Do not apply more than 2.7 pts./A/year <i>(1.0 lb cation/A/year)</i>.</li> <li>Do not harvest within 200 days of application in CA or within 60 days in all other states.</li> <li>For heavy weed infestations or wild oat control use the higher rate. Apply only one application per season at the 2.7 pts./A dosage.</li> <li>Allow maximum weed and grass emergence prior to treatment but apply prior to crop emergence.</li> </ul>
PASSION FRUIT	Directed Spray	2.5 pts. <i>(0.94 lb cation)</i>	Ground: 10 gals.	14	<ul style="list-style-type: none"> <li>Do not exceed 2.5 pts./A <i>(0.94 lb cation/A)</i> in a single application</li> <li>Do not make more than 4 applications per year.</li> <li>Pick all fruit off the ground prior to application if application is to be made during harvest season.</li> <li>Do not apply more than 10 pts./A/year <i>(3.76 lb cation/A/year)</i>.</li> <li>Minimum retreatment interval is 28 days.</li> <li>Do not harvest within 14 days of application.</li> <li>If bark is still green at application time, use a shield or wrap vine.</li> <li>Do not allow animals to graze on treated areas.</li> <li>It may be necessary to retreat or spot treat.</li> </ul>
PEANUTS	Broadcast At Ground Crack Postemergence	5.4 - 10.8 fl. oz. <i>(0.13 – 0.25 lb cation)</i>	Ground: 10 gals.		<ul style="list-style-type: none"> <li>Do not exceed 10.8 fl. oz./A <i>(0.25 lb cation/A)</i> in a single application</li> <li>Do not make more than 2 applications per year.</li> <li>Do not apply more than 10.8 fl.oz./A/year <i>(0.25 lb cation/A/year)</i>.</li> <li>Minimum retreatment interval is 7 days.</li> <li>To control or suppress small (1-6") emerged annual grass and broadleaf weeds in peanuts at ground crack. A second application may be made up to 28 days after ground crack.</li> <li>For at ground crack use, PARAQUAT CONCENTRATE can be tank mixed with Pursuit® Herbicide or Dual MAGNUM for residual weed control.</li> <li>Always refer to the Pursuit or Dual Magnum label for a list of weeds controlled, application rates, necessary precautions, and use limitations.</li> <li>Crop foliage sprayed will be injured in the form of bronzing and crinkling, but the crop will recover and develop normally.</li> <li>Do not apply by air.</li> </ul>

<p><b>PEANUTS</b></p> <p>Basagran® Herbicide Tank Mix</p>	<p>Broadcast At Ground Crack Postemergence</p>	<p>5.4 -10.8 fl. oz.  (0.13 – 0.25 lb cation)</p>	<p>Ground: 10 gals.</p>	<p>—</p>	<ul style="list-style-type: none"> <li>• Do not exceed 10.8 fl. oz./A (0.25 lb cation/A) in a single application</li> <li>• Do not make more than 2 applications per year.</li> <li>• Do not apply more than 10.8 fl.oz./A/year (0.25 lb cation/A/year).</li> <li>• Minimum retreatment interval is 7 days.</li> <li>• Tank mix PARAQUAT CONCENTRATE with Basagran at 1 pt./A. for improved control of weeds such as cocklebur, bristly starbur, smartweed and prickly sida.</li> <li>• This tank mix can be applied at the ground crack stage of peanuts. A second application may be made up to 28 days after ground crack.</li> <li>• Crop foliage sprayed will be injured in the form of bronzing and crinkling, but the crop will recover and develop normally.</li> <li>• Always refer to the Basagran label for weeds controlled, rates of applications, directions for use, limitations, and restrictions.</li> <li>• If peanuts show injury (leaf phytotoxicity and/or plant stunting) produced by any other herbicide treatment, do not apply this tank mix as injury may be enhanced and/or prolonged.</li> <li>• During prolonged periods of drought or unseasonably cold weather do not apply this tank mix as unsatisfactory weed control may result.</li> <li>• Do not apply by air.</li> </ul>
---	--	---	-----------------------------	----------	--

Crop	Use Pattern	PARAQUAT CONCENTRATE Rate Per Acre	Minimum Total Spray Per Acre	Grazing or Preharvest Interval (Days)	Additional Directions
<b>PEANUTS</b>  Butyrac® Herbicide or Butoxone® 200 Herbicide Tank Mix	Broadcast Postemergence	5.4 - 10.8 fl. oz.  (0.13 -0.25 lb cation)	Ground: 10 gals.	—	<ul style="list-style-type: none"> <li>Do not exceed 10.8 fl. oz./A (0.25 lb cation/A) in a single application</li> <li>Do not make more than 2 applications per year.</li> <li>Do not apply more than 10.8 fl.oz./A/year (0.25 lb cation/A/year).</li> <li>Minimum retreatment interval is 7 days.</li> <li>For improved control of weeds such as cocklebur, sicklepod and morningglory, tank mix PARAQUAT CONCENTRATE with 8-16 oz. (0.125-0.25 lbs.) per acre of Butyrac or Butoxone 200.</li> <li>Crop foliage sprayed will be injured in the form of bronzing and crinkling but the crop will recover and develop normally.</li> <li>Always refer to the Butyrac or Butoxone 200 labels for weeds controlled, rates of applications, directions for use, limitations, and restrictions.</li> <li>Do not apply by air.</li> </ul>
<b>PIGEON PEAS</b> (Puerto Rico only)	Directed Spray	1.3 pts.  (0.5 lb cation)	Ground: 10 gals.	60	<ul style="list-style-type: none"> <li>Do not exceed 1.3 pts./A (0.5 lb cation/A) in a single application</li> <li>Do not make more than 1 application per year.</li> <li>Do not apply more than 1.3 pts./A/year (0.5 lb cation/A/year).</li> <li>Do not harvest within 60 days of application.</li> <li>Avoid contact with pigeon pea foliage.</li> <li>Do not graze treated areas or feed treated forage to livestock.</li> <li>Cannery waste can be fed to livestock.</li> </ul>
<b>PINEAPPLE</b>	Directed Spray	1.3 - 2.7 pts.  (0.5 - 1.0 lb cation)	Ground: 10 gals.	20	<ul style="list-style-type: none"> <li>Do not exceed 2.7 pts./A (1.0 lb cation/A) in a single application</li> <li>Do not make more than 3 applications per year.</li> <li>Do not apply more than 8.0 pts./A/year (3.0 lb cation/A/year).</li> <li>Minimum retreatment interval is 7 days.</li> <li>Do not harvest within 20 days of application.</li> <li>More mature weeds may require retreatment.</li> </ul>
<b>POTATO</b>	Preplant or Preemergence Broadcast	0.7 - 1.3 pts.  (0.26 - 0.5 lb cation)	Ground: 10 gals.  Air: 5 gals.		<ul style="list-style-type: none"> <li>Do not exceed 1.3 pts./A (0.5 lb cation/A) in a single application</li> <li>Do not make more than 3 applications per year.</li> <li>Do not apply more than 4.0 pts./A/year (1.5 lb cation/A/year).</li> <li>Minimum retreatment interval is 7 days.</li> <li>Apply up to ground cracking stage, before potatoes have emerged.</li> </ul>
<b>POTATO</b> (California, Washington, Oregon, Idaho only; used alone)	Preplant Broadcast	0.4 - 0.7 pts.  (0.15 - 0.26 lb cation)	Ground: 10 gals.  Air: 5 gals.		<ul style="list-style-type: none"> <li>Do not exceed 1.3 pts./A (0.5 lb cation/A) in a single application</li> <li>Do not make more than 3 applications per year.</li> <li>Do not apply more than 4.0 pts./A/year (1.5 lb cation/A/year).</li> <li>Minimum retreatment interval is 7 days.</li> </ul>
<b>POTATO</b> Fresh Market Only  Preharvest vine killing and weed desiccation.  For Use Only in the states of: Colorado, Delaware, Florida, Idaho, Illinois, Indiana, Kansas, Maine, Maryland, Massachusetts, Michigan, Minnesota, Nebraska, Nevada, New Jersey, New York, North Dakota, Ohio, Oregon, Pennsylvania, South Dakota, Utah, Washington, Wisconsin and Wyoming	Broadcast	0.7 - 1.3 pts.  (0.26 - 0.5 lb cation)	Ground: 20 gals.	3	<p><b>For Fresh Market Potatoes Only.</b> (Fresh Market Potatoes include potatoes that are sent directly from the field to a consumer, grocery store, or processor for use.)</p> <ul style="list-style-type: none"> <li><b>DO NOT</b> exceed 1.3 pts./A (0.5 lb cation/A) in a single application.</li> <li><b>DO NOT</b> exceed 2.7 pts./A/year (1.0 lb cation/A/year).</li> <li><b>DO NOT</b> make more than 2 applications per year.</li> <li>Minimum retreatment interval is 7 days.</li> <li>Use 1.3 pts./A rate where quick vine kill is desired.</li> <li>For dense vine growth, use 2 applications of 0.6 pt/ A. Split applications must be applied a minimum of five days apart.</li> <li><b>DO NOT</b> use on potatoes that will be stored as tuber decomposition may result.</li> <li>Potatoes must be harvested promptly after desiccation and processed or consumed immediately.</li> <li><b>DO NOT</b> apply to drought stressed potato vines.</li> <li><b>DO NOT</b> use to desiccate the vines of seed potatoes as seed pieces may fail to germinate and grow normally.</li> <li><b>DO NOT</b> pasture livestock in treated potato fields.</li> <li>Begin application when leaves begin to turn yellow.</li> <li>Immature potato foliage is tolerant to PARAQUAT CONCENTRATE. However, desiccation will not be complete under this condition.</li> </ul>



Crop	Use Pattern	PARAQUAT CONCENTRATE Rate Per Acre	Minimum Total Spray Per Acre	Grazing or Preharvest Interval (Days)	Additional Directions
RICE	Preplant or Preemergence Broadcast	Weeds 1-3": 1.3 - 1.7 pts. (0.5 - 0.64 lb cation)  Weeds 3-6": 1.7 - 2.0 pts. (0.64 - 0.75 lb cation)  Weeds 6": 2.0 - 2.7 pts. (0.75 - 1.0 lb cation)	Ground: 10 gals.  Air: 5 gals.	—	<ul style="list-style-type: none"> <li>Do not exceed 2.7 pts./A (1.0 lb cation/A) in a single application.</li> <li>Do not make more than 3 applications per year.</li> <li>Do not apply more than 2.7 pts./A/year (1.0 lb cation/A/year).</li> <li>Minimum retreatment interval is 7 days.</li> <li>Apply as a broadcast spray before, during or after planting, but before crop emergence. When vegetation is dense, use higher rates and spray volumes.</li> <li>Seeding should be done with a minimum amount of soil disturbance.</li> <li>This product will not control weeds and grasses emerging after application. Crop plants emerged at time of application will be killed.</li> <li>PARAQUAT CONCENTRATE may be tank mixed with other herbicides registered for this use for improved or extended weed control. Always refer to the tank mix product label(s) for weeds controlled, rates of applications, directions for use, limitations, and restrictions.</li> <li>Do not flood/flush within 48 hours of application in order to ensure complete kill of vegetation. If cool, cloudy and/or wet weather delays speed of kill, do not flood/flush until complete kill is evident.</li> </ul>
SAFFLOWER	Preplant or Preemergence Broadcast or Banded Over Row	1.7 - 2.7 pts. (0.64 - 0.75 lb cation)	Ground: 10 gals.  Air: 5 gals.	—	<ul style="list-style-type: none"> <li>Do not exceed 2.7 pts./A (1.0 lb cation/A) in a single application.</li> <li>Do not make more than 3 applications per year.</li> <li>Do not apply more than 8.0 pts./A/year (3.0 lb cation/A/year).</li> <li>Minimum retreatment interval is 7 days.</li> <li>Apply before, during and after planting but before crop emergence.</li> </ul>
SAFFLOWER (California only)	Preplant Broadcast	0.7 pt. (0.26 lb cation)	Ground: 10 gals.  Air: 5 gals.	—	<ul style="list-style-type: none"> <li>Do not exceed 2.7 pts./A (1.0 lb cation/A) in a single application.</li> <li>Do not make more than 3 applications per year.</li> <li>Do not apply more than 8.0 pts./A/year (3.0 lb cation/A/year).</li> <li>Minimum retreatment interval is 7 days.</li> <li>For control of volunteer barley in preformed seedbeds.</li> </ul>
SMALL GRAINS (Barley, wheat)	Preplant or Preemergence	Weeds 1-3": 1.3 - 1.7 pts. (0.5 - 0.64 lb cation) Weeds 3-6": 1.7 - 2.0 pts. (0.64 - 0.75 lb cation) Weeds 6": 2.0 - 2.7 pts. (0.75 - 1.0 lb cation)	Ground: 5 gals.  Air: 5 gals.	—	<ul style="list-style-type: none"> <li>Do not exceed 2.7 pts./A (1.0 lb cation/A) in a single application.</li> <li>Do not make more than 3 applications per year.</li> <li>Do not apply more than 8.0 pts./A/year (3.0 lb cation/A/year).</li> <li>Minimum retreatment interval is 7 days.</li> </ul>
SMALL GRAINS (Wheat Only) Hoelon® 3EC Tank Mix	Preplant or Preemergence	Weeds 1-3": 1.3 - 1.7 pts. (0.5 - 0.64 lb cation)  Weeds 3-6": 1.7 - 2.0 pts. (0.64 - 0.75 lb cation)  Weeds 6": 2.0 - 2.7 pts. (0.75 - 1.0 lb cation)	Ground: 10 gals.  Air: 5 gals.	—	<ul style="list-style-type: none"> <li>Do not exceed 2.7 pts./A (1.0 lb cation/A) in a single application.</li> <li>Do not make more than 3 applications per year.</li> <li>Do not apply more than 8.0 pts./A/year (3.0 lb cation/A/year).</li> <li>Minimum retreatment interval is 7 days.</li> <li>A tank mix with Hoelon 3EC will improve grass control.</li> <li>Apply when weeds are actively growing and 1-6" in height. Weeds 6 inches or taller may not be controlled.</li> <li>Do not apply this tank mix to barley as crop injury may result.</li> <li>Always refer to the Hoelon 3EC label for weeds controlled, rates of applications, directions for use, limitations, and restrictions.</li> </ul>
SORGHUM (Grain)	Preplant/ Preemergence Broadcast or Band	Weeds 1-3": 1.3 - 1.7 pts. (0.5 - 0.64 lb cation) Weeds 3-6": 1.7 - 2.0 pts. (0.64 - 0.75 lb cation) Weeds 6": 2.0 - 2.7 pts. (0.75 - 1.0 lb cation)	Ground: 10 gals.  Air: 5 gals.	48 (grain) 20 (forage)	<ul style="list-style-type: none"> <li>Do not exceed 2.7 pts./A (1.0 lb cation/A) in a single application.</li> <li>Do not make more than 3 applications per year.</li> <li>Do not apply more than 8.0 pts./A/year (3.0 lb cation/A/year).</li> <li>Minimum retreatment interval is 7 days.</li> <li>To allow maximum weed and grass emergence, seedbeds should be formed as far ahead of planting as possible</li> <li>Seeding should be done with a minimum amount of soil disturbance.</li> </ul>
SORGHUM (Grain) Atrazine & 2,4-D ester [Low Volatile] Tank Mix	Preplant or Preemergence	Weeds 1-3": 1.3 - 1.7 pts. (0.5 - 0.64 lb cation)  Weeds 3-6": 1.7 - 2.0 pts. (0.64 - 0.75 lb cation)  Weeds 6": 2.0 - 2.7 pts. (0.75 - 1.0 lb cation)		48 (grain) 20 (forage)	<ul style="list-style-type: none"> <li>Do not exceed 2.7 pts./A (1.0 lb cation/A) in a single application.</li> <li>Do not make more than 3 applications per year.</li> <li>Do not apply more than 8.0 pts./A/year (3.0 lb cation/A/year).</li> <li>Minimum retreatment interval is 7 days.</li> <li>PARAQUAT CONCENTRATE may be tank mixed with Atrazine for improved preemergence or residual weed control. The addition of 2,4-D ester (Low Volatile) may assist in the suppression of perennial and annual broadleaf weeds emerged at the time of application. Always refer to the specific product label(s) for weeds controlled, rates of applications, directions for use, limitations, and restrictions.</li> </ul>
SORGHUM (Grain) Harmony® Extra Herbicide Tank Mix	Preplant	1.3 - 2.5 pts. (0.5 - 0.94 lb cation)	Ground: 10 gals.	48 (grain) 20 (forage)	<ul style="list-style-type: none"> <li>Do not exceed 2.7 pts./A (1.0 lb cation/A) in a single application.</li> <li>Do not make more than 3 applications per year.</li> <li>Do not apply more than 8.0 pts./A/year (3.0 lb cation/A/year).</li> <li>Minimum retreatment interval is 7 days.</li> <li>For Improved weed control, PARAQUAT CONCENTRATE may be tank mixed with Harmony Extra.</li> <li>Always refer to the Harmony Extra label for weeds controlled, rates of applications, directions for use, limitations, and restrictions.</li> </ul>

Crop	Use Pattern	PARAQUAT CONCENTRATE Rate Per Acre	Minimum Total Spray Per Acre	Grazing or Preharvest Interval (Days)	Additional Directions														
<b>SORGHUM</b> (Grain)	Postemergence Directed (Including Hooded or Shielded)	0.7 - 1.3 pts.  (0.26 -0.5 lb cation)	Ground: 10 gals.	48 (grain) 20 (forage)	<ul style="list-style-type: none"> <li>Do not exceed 2.7 pts./A (1.0 lb cation/A) in a single application.</li> <li>Do not make more than 2 applications per year.</li> <li>Do not apply more than 5.3. pts. /A/year (3.0 lb cation/A/year).</li> <li>Minimum retreatment interval is 7 days.</li> <li>Apply when weeds are actively growing.</li> <li>Use the higher specified rate on larger or hard to control weeds. Weeds 6" or taller may not be controlled.</li> <li>Severe damage and/or complete kill can occur if spray contacts sorghum plants.</li> <li>Do not exceed 2 postemergence-directed applications or exceed a total of 5.3 pts. (2.0 lb cation) PARAQUAT CONCENTRATE per season.</li> </ul> <p><b>HOODED OR SHIELDED SPRAYERS</b></p> <ul style="list-style-type: none"> <li>To avoid excessive crop phytotoxicity, use a hooded or shielded sprayer with skids or wheels on the spray boom to maintain spray height.</li> <li>Apply by directing spray between the rows and by using hooded or shielded sprayers to prevent spray contact with crop plants.</li> </ul> <p><b>DIRECTED SPRAY WITHOUT HOODED OR SHIELDED SPRAYERS</b></p> <ul style="list-style-type: none"> <li>Apply when sorghum is at least 12" tall when naturally standing.</li> <li>Do not exceed 30 psi nozzle pressure or spray under conditions which may cause excessive drift.</li> <li>Use precision directed-spray application equipment adjusted so that no more than the lower 3" of the sorghum stalk is contacted by the application spray.</li> <li>Some crop injury will occur. The degree of injury is related to the precision of application and spraying conditions.</li> </ul>														
<b>SOYBEANS</b>	All combined uses				<ul style="list-style-type: none"> <li>Do not make more than 9 applications per year</li> <li>Do not apply more than 7.75 pts./A/year (2.9 lb cation/A/year).</li> </ul>														
<b>SOYBEANS</b>	Preplant or Preemergence	Weeds 1-3": 1.3 - 1.7 pts. (0.5 - 0.64 lb cation)  Weeds 3-6": 1.7 - 2.0 pts. (0.64 - 0.75 lb cation)  Weeds 6": 2.0 - 2.7 pts. (0.75 - 1.0 lb cation)	Ground: 10 gals.  Air: 5 gals.	—	<ul style="list-style-type: none"> <li>Do not exceed 2.7 pts./A (1.0 lb cation/A) in a single application.</li> <li>Do not make more than 3 applications per year.</li> <li>Do not apply more than 4.0 pts./A/year (1.5 lb cation/A/year).</li> <li>Minimum retreatment interval is 7 days.</li> <li>Apply as a broadcast spray before, during or after planting, but before crop emergence.</li> <li>PARAQUAT CONCENTRATE may be tank mixed with the following herbicides for improved burndown or residual control:</li> </ul> <table border="0"> <tr> <td>2,4-DB</td> <td>Lorox</td> </tr> <tr> <td>Canopy Dual MAGNUM</td> <td>Lorox Plus Prowl</td> </tr> <tr> <td>Goal</td> <td>Pursuit Herbicide</td> </tr> <tr> <td>Harmony Extra (Preplant Only)</td> <td>Scepter Herbicide</td> </tr> <tr> <td>Lasso</td> <td>Sencor Herbicide</td> </tr> <tr> <td>Lexone</td> <td>Surflan® Herbicide</td> </tr> <tr> <td>Linex</td> <td>Turbo Herbicide</td> </tr> </table> <ul style="list-style-type: none"> <li>The rate of this product to be used in these tank mixtures is dependent on weed height and growing conditions. Where weed canopy is dense or under dry conditions, use the highest specified rate of PARAQUAT CONCENTRATE for this use. Always refer to the respective product label(s) for a list of weeds controlled, rates of applications, directions for use, limitations, and restrictions.</li> <li>The lower application rate may be used when weeds are less than 4" tall and a selective postemergence spray or cultivation will be made within 3 weeks after planting.</li> <li>Seeding should be done with a minimum amount of soil disturbance.</li> <li>Do not graze or harvest for forage or hay before the R3 stage of soybean development (early pod).</li> </ul>	2,4-DB	Lorox	Canopy Dual MAGNUM	Lorox Plus Prowl	Goal	Pursuit Herbicide	Harmony Extra (Preplant Only)	Scepter Herbicide	Lasso	Sencor Herbicide	Lexone	Surflan® Herbicide	Linex	Turbo Herbicide
2,4-DB	Lorox																		
Canopy Dual MAGNUM	Lorox Plus Prowl																		
Goal	Pursuit Herbicide																		
Harmony Extra (Preplant Only)	Scepter Herbicide																		
Lasso	Sencor Herbicide																		
Lexone	Surflan® Herbicide																		
Linex	Turbo Herbicide																		
<b>SOYBEANS</b> 2,4-D ester (Low Volatile) Tank Mix	Preplant or Preemergence	Weeds 1-3": 1.3 - 1.7 pts. (0.5 - 0.64 lb cation)  Weeds 3-6": 1.7 - 2.0 pts. (0.64 - 0.75 lb cation)  Weeds 6": 2.0 - 2.7 pts. (0.75 - 1.0 lb cation)	Ground: 10 gals.  Air: 5 gals.		<ul style="list-style-type: none"> <li>Do not exceed 2.7 pts./A (1.0 lb cation/A) in a single application.</li> <li>Do not make more than 3 applications per year.</li> <li>Do not apply more than 4.0 pts./A/year (1.5 lb cation/A/year).</li> <li>Minimum retreatment interval is 7 days.</li> <li>Apply 2,4-D ester (Low Volatile) at 0.35-0.475 lbs. a.i./A at least 7 days prior to planting.</li> <li>Apply 2,4-D ester (Low Volatile) at 0.475-0.95 lbs. a.i./A at least 30 days prior to planting.</li> <li>Do not apply 2,4-D ester (Low Volatile) prior to planting soybeans if you are not able to accept the results of soybean injury including possible loss of stand and yield.</li> <li>Do not use amine formulation as PARAQUAT CONCENTRATE activity may be reduced.</li> <li>May be tank mixed with residual herbicides listed above.</li> <li>Always refer to the 2,4-D ester (Low Volatile) label for weeds controlled, rates of application, directions for use, limitations, and restrictions.</li> </ul>														

Crop	Use Pattern	PARAQUAT CONCENTRATE Rate Per Acre	Minimum Total Spray Per Acre	Grazing or Preharvest Interval (Days)	Additional Directions
SOYBEANS	Postemergence Directed Spray (Includes Hooded or Shielded)	3.0 - 5.3 fl. oz. <i>(0.07 - 0.12 fl. lb cation)</i>	Ground: 10 gals.	—	<ul style="list-style-type: none"> <li>Do not exceed 1.3 pts./A <i>(0.5 lb cation/A)</i> in a single application.</li> <li>Do not make more than 3 applications per year.</li> <li>Do not apply more than 2.7 pts./A/year <i>(1.0 lb cation/A/year)</i>.</li> <li>Minimum retreatment interval is 14 days.</li> <li>Apply when weeds are actively growing.</li> <li>Use the lower rate of PARAQUAT CONCENTRATE for control of seedling johnsongrass, crabgrass, goosegrass, Brachiaria, Texas millet and pigweed less than 2" tall.</li> <li>For control of 2-4" red rice, Brachiaria, barnyard grass, crabgrass, goosegrass, seedling johnsongrass, giant foxtail, and fall panicum, use 5.3 fl. oz. <i>(0.12 lb cation)</i> of PARAQUAT CONCENTRATE.</li> <li>Use 5.3 fl. oz. <i>(0.12 lb cation)</i> of PARAQUAT CONCENTRATE for control of 2-3" sicklepod, purslane, pigweed, cutleaf ground cherry, and common ragweed.</li> <li>Apply PARAQUAT CONCENTRATE at 5.3 fl. oz. <i>(0.12 lb cation)/A</i> plus 0.2 lb. active ingredient per acre of a 2,4-D formulation for control of 2-4" grasses in mixture with common cocklebur, morningglory, and red rice.</li> <li>Always refer to the 2,4-D label for weeds controlled, rates of applications, directions for use, limitations, and restrictions</li> <li>Do not graze or harvest for forage or hay.</li> <li>If necessary, make a second and final application 7-14 days later.</li> </ul> <p><b>HOODED OR SHIELDED SPRAYERS</b></p> <ul style="list-style-type: none"> <li>Apply by directing spray between the rows and using hooded or shielded sprayers to prevent spray contact with crop plants.</li> <li>Use higher rate on larger (less than 6") or hard to control weeds. Weeds 6" or taller may not be controlled.</li> <li>Severe damage and/or complete kill can occur if spray intentionally or accidentally (including drift of fine droplets) contacts the plants.</li> </ul> <p><b>DIRECTED SPRAY WITHOUT HOODED OR SHIELDED SPRAYERS</b></p> <ul style="list-style-type: none"> <li>Do not treat on soybeans that are less than 8" tall.</li> <li>Use precision directed spray application equipment adjusted so that no more than the lower 3" of the soybean plant is contacted by the application spray.</li> <li>Do not exceed 30 psi nozzle pressure or spray under conditions which may cause excessive drift.</li> <li>Some crop injury will occur. The degree of injury is dependent upon the precision of application and spraying conditions.</li> </ul>
SOYBEANS	Harvest Aid	5.4 - 10.7 fl. oz. <i>(0.13 - 0.25 lb cation)</i>	Ground: 20 gals.  Air: 5 gals.	—	<ul style="list-style-type: none"> <li>Do not exceed 10.7 fl.oz./A <i>(0.25 lb cation/A)</i> in a single application.</li> <li>Do not make more than 1 application per year.</li> <li>Do not apply more than 0.7 pts./A/year <i>(0.25 lb cation/A/year)</i>.</li> <li>Indeterminate varieties: Applications should be made when at least 65% of the seed pods have reached a mature brown color or when seed moisture is 30% or less. Determinant varieties: Apply when plants are mature, i.e., beans are fully developed, 1/2 of leaves have dropped, and remaining leaves are yellowing.</li> <li>Injury will occur on immature soybeans.</li> <li>Mature cocklebur, especially drought-stressed plants, are tolerant to PARAQUAT CONCENTRATE and desiccation will not be complete. Always use the higher rate when treating cocklebur.</li> <li>Do not apply within 15 days of harvest.</li> <li>Do not graze or harvest for forage or hay.</li> </ul>
STRAWBERRIES	Postemergence Directed Spray	1.3 pts. <i>(0.5 lb cation)</i>	Ground: 20 gals.	21	<ul style="list-style-type: none"> <li>Do not exceed 1.3 pts./A <i>(0.5 lb cation/A)</i> in a single application.</li> <li>Do not make more than 3 applications per year. <ul style="list-style-type: none"> <li>Do not apply more than 4.0 pts./A/year <i>(1.5 lb cation/A/year)</i>.</li> </ul> </li> <li>Minimum retreatment interval is 7 days.</li> <li>Do not apply within 21 days of harvest.</li> <li>Direct spray between the rows, using shields to prevent spray contact with crop plants.</li> <li>Do not allow spray to contact strawberry plants as injury or excessive residues may result.</li> <li>Do not graze livestock in treated areas.</li> </ul>
SUGAR BEETS	Preplant or Preemergence	1.3 - 2.7 pts. <i>(0.5 - 1.0 lb cation)</i>	Ground: 10 gals.  Air: 5 gals.	—	<ul style="list-style-type: none"> <li>Do not exceed 2.7 pts./A <i>(1.0 lb cation/A)</i> in a single application.</li> <li>Do not make more than 3 applications per year.</li> <li>Do not apply more than 8.0 pts./A/year <i>(3.0 lb cation/A/year)</i>.</li> <li>Minimum retreatment interval is 7 days.</li> <li>For heavier weed infestations, use the higher label rate.</li> <li>Seeding or transplanting should be done with a minimum amount of soil disturbance.</li> <li>Crop plants emerged at time of application will be killed.</li> <li>Can be used in fallow bed/stale seedbed for weed control.</li> <li>Seedbeds or plantbeds should be formed as far ahead of treatment as possible to permit maximum weed emergence.</li> </ul>

Crop	Use Pattern	PARAQUAT CONCENTRATE Rate Per Acre	Minimum Total Spray Per Acre	Grazing or Preharvest Interval (Days)	Additional Directions
<b>SUGARCANE</b>	Postemergence Directed Spray (includes Hooded or Shielded)			—	<b>Use Comments</b> <ul style="list-style-type: none"> <li>• Apply as a hooded, shielded or directed spray to avoid contact with cane foliage to prevent leaf burn and yield reduction.</li> <li>• If necessary, a second and final application can be made when new weed growth is 2-6" high.</li> <li>• Do not graze treated areas or feed treated forage to livestock.</li> </ul>
—Florida—		1.3 pts. <i>(0.5 lb cation)</i>	Ground: 50 gals.	—	<ul style="list-style-type: none"> <li>• Do not exceed 1.3 pts./A <i>(0.5 lb cation/A)</i> in a single application.</li> <li>• Do not make more than 2 applications per year.</li> <li>• Do not apply more than 2.7 pts./A/year <i>(1.0 lb cation/A/year)</i>.</li> <li>• Minimum retreatment interval is 7 days.</li> <li>• Optimum results can be obtained by applying in early spring (March-April) when weeds are small.</li> <li>• Do not apply after June 1 as cane growth may be stunted and yields reduced.</li> </ul>
—Hawaii—		1.3 pts. <i>(0.5 lb cation)</i>	Ground: 20 gals.	—	<ul style="list-style-type: none"> <li>• Do not exceed 1.3 pts./A <i>(0.5 lb cation/A)</i> in a single application.</li> <li>• Do not make more than 2 applications per year.</li> <li>• Do not apply more than 2.7 pts./A/year <i>(1.0 lb cation/A/year)</i>.</li> <li>• Minimum retreatment interval is 7 days.</li> <li>• Do not apply after cane rows have closed in.</li> </ul>
—Louisiana—		0.7 – 2.0 pts. <i>(0.26 - 0.75 lb cation)</i>	Ground: 20 gals.	30	<ul style="list-style-type: none"> <li>• Do not exceed 2.0 pts./A <i>(0.75 lb cation/A)</i> in a single application.</li> <li>• Do not make more than 2 applications per year.</li> <li>• Do not apply more than 4.0 pts./A/year <i>(1.5 lb cation/A/year)</i>.</li> <li>• Minimum retreatment interval is 7 days.</li> <li>• Do not apply within 30 days of harvest.</li> <li>• For tiller control, apply when tillers are less than 18" high.</li> <li>• For heavier weed infestations or tiller growth use the higher rate.</li> </ul>
—Florida & Texas—	Harvest Aid	0.4 - 0.7 pts. <i>(0.15 – 0.26 lb cation)</i>	Air: 5 gals.	3	<ul style="list-style-type: none"> <li>• Do not exceed 0.7 pt./A <i>(0.25 lb cation/A)</i> in a single application.</li> <li>• Do not make more than 1 application per year.</li> <li>• Do not apply more than 0.7 pts./A/year <i>(0.25 lb cation/A/year)</i>.</li> <li>• Minimum retreatment interval is 7 days.</li> <li>• Do not apply within 3 days of harvest.</li> <li>• Under cool, cloudy weather conditions use higher rate.</li> <li>• Apply 3-14 days before burning and harvest.</li> </ul>
<b>SUNFLOWER</b>	Preplant or Preemergence Broadcast or Banded Over Row	1.7 - 2.7 pts. <i>(0.64 - 1.0 lb cation)</i>	Ground: 10 gals.  Air: 5 gals.	7	<ul style="list-style-type: none"> <li>• Do not exceed 2.7 pts./A <i>(1.0 lb cation/A)</i> in a single application.</li> <li>• Do not make more than 3 applications per year.</li> <li>• Do not apply more than 8.0 pts./A/year <i>(3.0 lb cation/A/year)</i>.</li> <li>• Minimum retreatment interval is 7 days.</li> <li>• Do not apply within 7 days of harvest.</li> <li>• Apply before, during, or after planting but before crop emergence.</li> </ul>
<b>SUNFLOWER</b>	Preharvest Desiccation Broadcast	0.8 - 1.3 pts. <i>(0.3 – 0.5 lb cation)</i>	Ground: 10 gals.  Air: 5 gals.	7	<ul style="list-style-type: none"> <li>• Do not exceed 1.3 pts./A <i>(0.5 lb cation/A)</i> in a single application.</li> <li>• Do not make more than 2 applications per year.</li> <li>• Do not apply more than 2.7 pts./A/year <i>(1.0 lb cation/A/year)</i>.</li> <li>• Minimum retreatment interval is 7 days.</li> <li>• Do not apply within 7 days of harvest.</li> <li>• Apply when sunflower seeds reach physiological maturity (when seed moisture is 35% or lower). For many varieties, this is equivalent to the time when the back of the heads are yellow and the bracts are turning brown.</li> <li>• Do not graze treated areas or feed treated forage to livestock.</li> <li>• When crop stands or weed infestations are heavy, use the higher label rate.</li> </ul>
<b>TARO, DRYLAND</b> (Hawaii Only)	Postemergence Directed Spray	1.3 - 2.1 pts. <i>(0.5– 0.79 lb cation)</i>	Ground: 10 gals.	180	<ul style="list-style-type: none"> <li>• Do not exceed 2.1 pts./A <i>(0.75 lb cation/A)</i> in a single application.</li> <li>• Do not make more than 2 applications per year.</li> <li>• Do not apply more than 4.0 pts./A/year <i>(1.5 lb cation/A/year)</i>.</li> <li>• Minimum retreatment interval is 7 days.</li> <li>• Do not apply within 180 days of harvest.</li> <li>• Do not allow spray to contact the taro plants as injury may result.</li> <li>• Make the first application when weed growth is 1-4" high.</li> <li>• Weeds emerging after the application will not be controlled.</li> <li>• A single re-treatment may be made; however, do not harvest dryland taro within 6 months of the last application.</li> </ul>
<b>TREE PLANTATION ESTABLISHMENT</b> Deciduous and Conifers	Preplant Broadcast	1.3 - 2.7 pts. <i>(0.5 - 1.0 lb cation)</i>	Ground: 20 gals.	—	<ul style="list-style-type: none"> <li>• Do not exceed 2.7 pts./A <i>(1.0 lb cation/A)</i> in a single application.</li> <li>• Do not make more than 3 applications per year.</li> <li>• Do not apply more than 8.0 pts./A/year <i>(3.0 lb cation/A/year)</i>.</li> <li>• Minimum retreatment interval is 7 days.</li> <li>• to allow maximum emergence of weeds prepare ground early.</li> <li>• Apply prior to planting. Plant with minimal soil disturbance.</li> <li>• For heavier weed infestations, use the higher application rate.</li> <li>• For improved burndown or residual control, tank mix PARAQUAT CONCENTRATE with other herbicides labeled for this use.</li> <li>• Always refer to the specific tank mix herbicide label(s) for weeds controlled, rates of applications, directions for use, limitations, and restrictions.</li> <li>• Do not apply in less than 20 gals./A as weed control will be reduced.</li> </ul>

Crop	Use Pattern	PARAQUAT CONCENTRATE Rate Per Acre	Minimum Total Spray Per Acre	Grazing or Preharvest Interval (Days)	Additional Directions
<b>TREES AND VINES</b> Orchards Vineyards Windbreak, Shade & Ornamental Trees: Acerola Apples Apricots Avocados Bananas Beechnut Brazil nut Butternut Calamondin Cashew Cherries Chestnut Chinquapin Citrus citron Coffee Figs Filberts Grapefruit Grapes Hickory nut Kiwi fruit Kumquat Lemon Lime Macadamia nuts Mandarin Nectarines Olives Orange (sour & sweet) Papayas Peaches Pears Pistachios Plums Prunes Pummelo Satsuma mandarin Walnuts Other shade and ornamental trees such as arborvitae, ash, elm, fir, oak, pine, etc.	Directed Spray	1.7 - 2.7 pts.  (0.64 – 1.0 lb cation)	Ground: 10 gals.	Apricots 28  Cherries 28  Citrus 1  Coffee 14  Figs 13  Kiwifruit 14  Nectarines 28  Olives 13  Peaches 14  Pistachios 7  Plums 28  Prunes 28  All others Normal Crop Harvest   When using in a Tank mix, always refer to other Tank Mix Labels	<ul style="list-style-type: none"> <li>Do not exceed 2.7 pts./A (1.0 lb cation/A) in a single application.</li> <li>Do not exceed 5 applications per year, except as noted below.</li> <li>Do not exceed 13.5 pts./A/year (5.0 lb cation/A/year) except as noted below.</li> <li>Minimum retreatment interval is 7 days.</li> <li>Do not allow spray to make contact with green stems (except suckers), fruit or foliage.</li> <li>Use the shield or wrap plant when spraying around young trees or vines.</li> <li>Do not graze treated areas.</li> <li>Do not feed covered crops grown in treated areas to livestock.</li> <li>Do not apply when figs, nuts or olives to be harvested are on the ground.</li> <li><b>For apricots, cherries and nectarines, plums and prunes-</b> Do not harvest within 28 days after application and do not exceed 3 postemergence directed applications per year. Do not exceed 8.0 pts./A/year (3.0 lbs cation/A/year).</li> <li><b>For Citrus</b> - Do not harvest within 1 day after application and do not exceed 5 postemergence directed applications per season. Do not exceed 13.5 pts./A/year (5.0 lb cation/A/year).</li> <li><b>For figs</b> - Do not harvest within 13 days after application and do not exceed 5 postemergence directed applications per season. Do not exceed 13.5 pts./A/year (5.0 lb cation/A/year).</li> <li><b>For grapes</b> - Treat when sucker growth is no more than 8" long. Late season applications to weeds should be made to avoid contact with desirable foliage. Do not exceed 5 postemergence directed applications per season. Do not exceed 13.5 pts./A/year (5.0 lb cation/A/year).</li> <li><b>For kiwifruit</b> - Do not treat more than 3 times per year and do not exceed 5.4 pts./A/year (2.0 lb cation/A/year).</li> <li>For mature woody weeds, perennial weeds, late germinating weeds and green suckers, retreatment or spot treatment may be necessary.</li> <li><b>For olives</b> - Do not harvest within 13 days after application and do not exceed 4 postemergence directed applications per season. Do not exceed 10.8 pts./A/year (4.0 lb cation/A/year).</li> <li><b>For peaches</b> - Do not harvest within 14 days after application, and do not exceed 3 postemergence directed applications per season. Do not exceed 8.0 pts./A/year (3.0 lbs cation/A/year).</li> <li><b>For pistachios</b> - Do not exceed 2 applications after shells split. Do not exceed 5 applications for all combined uses. Do not exceed 13.5 pts./A/year (5.0 lb cation/A/year).</li> <li>This product may be tank mixed with registered residual herbicides listed below for combined, emerged and residual weed control. PARAQUAT CONCENTRATE may be tank mixed with the following herbicides:  Devrinol® Herbicide  Goal®  Karmex®  Krovar® Herbicides  Princep® Sinbar®  Solicam® Herbicide  Surflan®</li> <li>Always refer to other herbicide labels for weeds controlled, rates of applications, directions for use, limitations, and restrictions.</li> </ul>
<b>TYFON</b> (New Hampshire only)	Preplant Preemergence	1.7 - 2.7 pts.  (0.64 -1.0 lb cation)	Ground: 10 gals.	—	<ul style="list-style-type: none"> <li>Do not exceed 2.7 pts./A (1.0 lb cation/A) in a single application.</li> <li>Do not exceed applications per year, except as noted below.</li> <li>Do not exceed 8.0 pts./A/year (3.0 lb cation/A/year).</li> <li>Minimum retreatment interval is 7 days.</li> <li>Seeding should be done with a minimum of soil disturbance.</li> <li>Weeds and grasses emerging after treatment will not be controlled.</li> <li>Crop plants emerged at time of application will be injured.</li> </ul>



Crop	Use Pattern	PARAQUAT CONCENTRATE Rate Per Acre	Minimum Total Spray Per Acre	Grazing or Preharvest Interval (Days)	Additional Directions
<b>VEGETABLES</b> (Seeded or Transplanted) Beans (Lima, Snap) Broccoli Cabbage Cantaloupe Carrots Cauliflower Chayote fruit Chinese cabbage Chinese waxgourd Citron melon Collards Cucumber Eggplant Gherkin Gourd, Edible Groundcherry Lettuce Momordica spp. Musk melons Peas Pepino Peppers Pumpkin Squash Sweet Corn Tomatillo Turnips Tomatoes Watermelons	Preplant Preemergence	1.3 - 2.7 pts.  (0.5 – 1.0 lb cation)	Ground: 10 gals.  Air: 5 gals.	Tomatoes 30  All other crops have a normal crop harvest	<ul style="list-style-type: none"> <li>Do not exceed 2.7 pts./A (1.0 lb cation/A) in a single application.</li> <li>Do not exceed 3 applications per year.</li> <li>Do not exceed 8.0 pts./A/year (3.0 lb cation/A/year) except for cucurbit vegetables which have a limit of 6.7 pts./A/year (2.5 lb cation/A/year).</li> <li>Minimum retreatment interval is 7 days except cucurbit vegetables (Squash, melon, gourd, cucumber) and fruiting vegetables (tomato, peppers eggplant) which have a 14-day retreatment interval.</li> <li>Do not exceed 12.0 pts./A/year (4.5 lb cation/A/year) for all combined uses of peppers and eggplant.</li> <li>Do not exceed 8 applications per year or 8 pts./A/year (3.0 lb cation/A/year) for all combined uses on tomatoes.</li> <li>Seedbeds or plantbeds should be formed as far ahead of treatment as possible to permit maximum weed emergence.</li> <li>Banded or broadcast treatment applications can be made before, during or after planting but prior to the crop emergence.</li> <li>For heavier weed infestations, use the higher rate.</li> <li>Seeding or transplanting should be done with a minimum amount of soil disturbance.</li> <li>Crop plants emerged at time of application will be killed.</li> <li>PARAQUAT CONCENTRATE can be used in fallow bed/stale seedbed for weed control alone or tank mixed with Goal®. Always refer to the Goal label for weeds controlled, rates of applications, directions for use, limitations, and restrictions.</li> <li>Do not harvest tomatoes within 30 days after application.</li> </ul>
<b>VEGETABLES</b>  Eggplant Peppers Tomatoes	Directed Spray	1.3 pts.  (0.5 lb cation)	Ground: 10 gals.	Tomatoes 30  All others Normal Crop Harvest	<ul style="list-style-type: none"> <li>Do not exceed 1.3 pts./A (0.5 lb cation/A) in a single application.</li> <li>Do not exceed 3 applications per year.</li> <li>Do not exceed 3.7 pts./A/year (1.4 lb cation/A/year) on peppers and eggplant and 4 pts./A/year (1.5 lb cation/A/year) on tomatoes</li> <li>Minimum retreatment interval is 14 days for eggplant and peppers and 7 days for tomatoes.</li> <li>Do not exceed 12.0 pts./A/year (4.5 lb cation/A/year) for all combined uses of peppers and eggplant.</li> <li>Do not exceed 8 applications per year or 8 pts./A/year (3.0 lb cation/A/year) for all combined uses on tomatoes.</li> <li>For control or suppression of emerged weeds between rows after crop establishment.</li> <li>Use precision directed spray application equipment adjusted to prevent spray contact with crop plants.</li> <li>Do not exceed 30 psi nozzle pressure.</li> <li>Do not spray under conditions which may cause excessive drift.</li> <li>Apply when weeds are succulent and weed growth is less than 6".</li> <li>Do not allow animals to graze in treated areas.</li> <li>Do not harvest tomatoes within 30 days after application.</li> </ul>
<b>VEGETABLES</b>  Tomatoes	After Final Harvest	1.6 - 2.5 pts  (0.6 – 0.9 lb cation)	Ground: 40-120 gals.		<ul style="list-style-type: none"> <li>Do not exceed 2.5 pts./A (0.9 lb cation/A) in a single application.</li> <li>Do not exceed 2 applications per year.</li> <li>Do not exceed 5.1 pts./A/year (1.9 lb cation/A/year)</li> <li>Minimum retreatment interval is 7 days.</li> <li>Do not exceed 8 applications per year or 8 pts./A/year (3.0 lb cation/A/year) for all combined uses on tomatoes.</li> <li>Apply in 40-120 gallons of water per acre (0.6-0.9 lb. a.i./A).</li> <li>Add NIS containing 75% or more surface active agent at 0.125 v/v (1 pt./100 gals. spray solution).</li> <li>To ensure maximum herbicide burndown, tomato vines should be thoroughly covered.</li> <li>PARAQUAT CONCENTRATE may be deactivated and less efficacious when dirty or muddy water is used.</li> <li>To aid in the removal of sweet potato whitefly, burn tomato vines with propane burners as soon as possible after the vines have dried down sufficiently.</li> <li>To minimize drift, do not use nozzles or nozzle configurations which produce fine spray droplets (mist).</li> </ul>



Crop	Use Pattern	PARAQUAT CONCENTRATE Rate Per Acre	Minimum Total Spray Per Acre	Grazing or Preharvest Interval (Days)	Additional Directions
<b>VEGETABLES</b> (California, Washington, Oregon, Idaho only)  Lettuce Melon Sugar Beets Tomatoes	Broadcast	0.4 - 0.7 pts.  (0.15 - 0.25 lb cation)	Ground: 10 gals.  Air: 5 gals.	Tomatoes 30  All others Normal Crop Harvest	<ul style="list-style-type: none"> <li>Do not exceed 0.7 pts./A (0.25 lb cation/A) in a single application.</li> <li>Do not exceed 2 applications per year.</li> <li>Do not exceed 1.4 pts./A/year (0.5 lb cation/A/year).</li> <li>Minimum retreatment interval is 7 days.</li> <li>Do not exceed 8 applications per year or 8 pts./A/year (3.0 lb cation/A/year) for all combined uses on tomatoes.</li> <li>For control of volunteer barley in preformed seedbeds.</li> <li>Do not harvest tomatoes within 30 days after application.</li> </ul>
<b>VEGETABLES</b>  Rhubarb	Dormant	1.7 - 2.7 pts.  (0.64 - 1.0 lb cation)	Ground: 10 gals.	Normal Crop Harvest	<ul style="list-style-type: none"> <li>Do not exceed 2.7 pts./A (1.0 lb cation/A) in a single application.</li> <li>Do not exceed 2 applications per year.</li> <li>Do not exceed 5.4 pts./A/year (2.0 lb cation/A/year).</li> <li>Minimum retreatment interval is 7 days.</li> <li>Apply during dormant season before buds in crown begin to grow.</li> </ul>

### RESIN SOAKING

Pines including Loblolly, Shortleaf, Longleaf, Slash, Virginia, Pond, Pitch, and Spruce Pines.

**Tree Selection** -Trees should be selected from stands on sites not subject to stress from periods of extreme drought stress because the desiccating effect of PARAQUAT CONCENTRATE is accentuated during drought, causing a reduction in the amount of oleoresin deposited in the xylem. Vigorous, non-stagnated natural or planted stands should be selected. Plan PARAQUAT CONCENTRATE treatments in stagnated or commercial timber stands, not sooner than three years after a commercial thinning.

**Application Directions:** To bring the treatment into contact with sapwood (or xylem), apply water-diluted PARAQUAT CONCENTRATE to an appropriate wound in the tree trunk.

**Bark Streaks or Cuts:** Use a standard or rotary bark hack or a chainsaw shipping tool (used in naval stores work) to remove a single 1-inch wide streak of bark about 1-2 ft. from ground level. Do not exceed 1/3 of the circumference of the tree. Serious girdling of the trunk and premature death of the tree can result if multiple streaks or cuts are made. Apply a coarse spray (about 1.7 - 5.0 ml) PARAQUAT CONCENTRATE solution (1-5% cation, wt./wt. basis) to runoff to the exposed xylem, using a low-pressure sprayer. The amount of spray required per cut depends on tree circumference and the length of cut or streak. For example, for a 9-inch diameter tree, using 3 ml of 2 or 4% PARAQUAT CONCENTRATE solution will cover the 1-inch wide streak and will result in application of 60 or 120 mg per streak.

**Time of Treatment:** Less severe pine beetle infestation and longer tree life usually result during cool season treatments under non-drought seasons. However, resin soaking can occur from treatments made any time of the year.

**Interval between Treatment and Tree Harvest:** The interval between application of this product and tree harvest should be a minimum of 6 months and preferably from 12 to 24 months. Intervals of over 6 months may not be possible under conditions of drought or serious Pine beetle attacks, which may make early harvest necessary. Treatment of this product may encourage Beetle attack or may cause premature death of a tree. Desiccation of the xylem tissue, rather than the desired resin soaking may occur and is more likely at higher dosage rates.

**Note:** This type of treatment may reduce stem growth during the interval between treatment and tree harvest.

Dilution Table for PARAQUAT CONCENTRATE (3.0 lbs. cation per gallon)	
Concentration of Cation Desired (wt./wt. basis)	Add the Following No. Gal. of Water to 2/3 Gallon of PARAQUAT CONCENTRATE
0.2%	118.8
0.5%	46.8
1.0%	22.9
2.0%	10.9
3.0%	6.9
4.0%	4.9
5.0%	3.7

Crop	Use Pattern	PARAQUAT CONCENTRATE Rate Per Acre	Minimum Total Spray Per Acre	Grazing or Preharvest Interval (Days)	Additional Directions
<b>CONSERVATION RESERVE, FEDERAL SET-ASIDE, CONSERVATION COMPLIANCE PROGRAMS</b> (For use in compliance with the Federal Conservation Reserve Program or Federal set-aside programs)	Broadcast	1.3 pts. <i>(0.5 lb cation)</i>	Ground: 10 gals.  Air: 5 gals.	—	<ul style="list-style-type: none"> <li>Do not exceed 1.3 pts./A (<i>0.5 lb cation/A</i>) in a single application.</li> <li>Do not exceed 3 applications per year.</li> <li>Do not exceed 5.4 pts./A/year (<i>2.0 lb cation/A/year</i>).</li> <li>Minimum retreatment interval is 7 days.</li> <li>PARAQUAT CONCENTRATE may be tank mixed with other herbicides registered for this use for improved emerged weed control or extended weed control. Always refer to tank mix herbicide labels for weeds controlled, rates of applications, directions for use, limitations, and restrictions.</li> </ul>
<b>NONCROP USES</b> (noncrop areas including public airports, electric transformer stations, pipeline pumping stations, around commercial buildings, storage yards and other installations, and fence lines).	Broadcast or Spot Treatment	1.7 - 2.7 pts. <i>(0.64 - 1.0 lb cation)</i>	Ground: 10 gals.	—	<ul style="list-style-type: none"> <li>Do not exceed 2.7 pts./A (<i>1.0 lb cation/A</i>) in a single application.</li> <li>Do not exceed 10 applications per year.</li> <li>Do not exceed 26.7 pts./A/year (<i>10.0 lb cation/A/year</i>).</li> <li>Minimum retreatment interval is 7 days.</li> <li>To be used in noncrop areas including public airports, electric transformer stations, pipeline pumping stations, around commercial buildings, storage yards and other installations, and fence lines.</li> <li>Avoid spray contact with the foliage of ornamentals or desired plants.</li> </ul>
<b>PASTURE RESEEDING</b>  For suppression of existing sod and undesirable emerged broadleaf weeds and grasses prior to or at time of planting grasses or forage legumes	Broadcast	0.7 - 1.3 pts. <i>(0.25 - 0.5 lb cation)</i>	Ground: 10 gals.  Air: 5 gals.	See specific geographic recommendation	<ul style="list-style-type: none"> <li>Do not exceed 1.3 pts./A (<i>0.5 cation/A</i>) in a single application.</li> <li>Do not exceed 3 applications per year.</li> <li>Do not exceed 4.0 pts./A/year (<i>1.5 lb cation/A/year</i>).</li> <li>Minimum retreatment interval is 7 days.</li> </ul> <p><b>West of Cascade and Sierra Nevada Mountains</b></p> <ul style="list-style-type: none"> <li>Apply in October through December after first fall rains and after weeds have emerged and sod has started new growth.</li> <li>Apply on moderately to heavily grazed areas for best seeding results.</li> <li>Do not use in heavy sod and weed growth areas.</li> </ul> <p><b>East of Rocky Mountains</b></p> <ul style="list-style-type: none"> <li>Use the 1.3 pts rate on vigorous or coarse sod species such as bromegrass.</li> <li>Apply prior to, or at time of seeding grasses or forage legumes.</li> <li>Apply only to grazed or mowed pastures not more than 3" in height at time of treatment.</li> </ul> <p><b>Bermudagrass or Bahiagrass Sods</b></p> <ul style="list-style-type: none"> <li>Apply in late summer or early fall to sod not exceeding 3" in height.</li> <li>For control of emerged little barley, apply in February or March before the mid-boot stage of little barley.</li> </ul> <p><b>Bermudagrass and Coastal Bermudagrass Pastures</b></p> <ul style="list-style-type: none"> <li>Apply when bermudagrass is dormant.</li> <li>For control of little barley, apply before the mid-boot stage.</li> <li>Do not mow for hay until 40 days after treatment.</li> </ul>
For control of endophyte-fungus-infected fescue forage legume/grass mixture and other grass pastures	Broadcast (Split Application)	0.7 - 1.3 pts. <i>(0.25 - 0.5 lb cation)</i>  followed by  0.7 - 1.3 pts. <i>(0.25 - 0.5 lb cation)</i>	Ground: 10 gals.	—	<ul style="list-style-type: none"> <li>Do not exceed 1.3 pts./A (<i>0.5 cation/A</i>) in a single application.</li> <li>Do not exceed 2 applications per year.</li> <li>Do not exceed 2.6 pts./A/year (<i>1.0 lb cation/A/year</i>).</li> <li>Minimum retreatment interval is 10 days.</li> <li>Use split applications of 10-21 days apart if necessary.</li> <li>For spring plantings, the initial application of 0.7-1.3 pts. (<i>0.25 - 0.5 lb cation</i>) may be made the previous fall.</li> <li>Apply when fescue is actively growing and no more than 4" high.</li> <li>To reduce the infestation of endophyte-infested grass, do not allow fescue to go to seed starting with the preceding year's crop.</li> </ul>

Crop	Use Pattern	PARAQUAT CONCENTRATE Rate Per Acre	Minimum Total Spray Per Acre	Grazing or Preharvest Interval (Days)	Additional Directions
*For prickly pear desiccation in pastures.  *Not for use in California	Spot Sprays	0.8 fl. oz. (0.13 lb cation)  per gallon of water	Spray to wet weed foliage	—	<ul style="list-style-type: none"> <li>Do not exceed 0.8 fl.oz. (0.13 lb cation) /gallon of water</li> <li>Minimum retreatment interval is 7 days.</li> <li>Do not make more than 10 applications per year.</li> <li>Manually pressurized handwands can be used to direct the spray onto weed foliage so that the spray thoroughly wets foliage.</li> <li>Do not apply this product by mechanically pressurized handgun or backpack sprayer. Application by manually pressurized handwand is permitted.</li> <li>Mix 0.8 fl. oz. (0.13 lb cation) of PARAQUAT CONCENTRATE and 1/3 fl. oz. of a nonionic surfactant per gallon of water.</li> <li>Completely and uniformly cover all green prickly pear foliage with spray.</li> <li>Apply in May through September for best desiccation results.</li> <li>Do not use more than 1.6 pts. (0.26 lb cation) of PARAQUAT CONCENTRATE per acre per year.</li> <li>Apply only to pastures with no more than 3" of height at time of treatment.</li> <li>Tank mix with Grazon® P+D Specialty® herbicide at a rate of 1-2 fl. oz. per gallon of water for improved desiccation and perennial control of prickly pear.</li> <li>Always refer to the Grazon P+D Specialty herbicide label for weeds controlled, rates of applications, directions for use, limitations, and restrictions.</li> </ul>
*For Juniper Species leaf moisture reduction or desiccation prior to Prescribed burning of pastures.  *Not for use in California	Broadcast	1.3 pts.  (0.5 lb cation)	Air: 5 gals.	—	<ul style="list-style-type: none"> <li>Do not exceed 1.3 pts./A (0.5 cation/A) in a single application.</li> <li>Do not exceed 3 applications per year.</li> <li>Do not exceed 4.0 pts./A/year (1.5 lb cation/A/year).</li> <li>Minimum retreatment interval is 7 days.</li> <li>Use only in conjunction with prescribed burning as recommended and monitored by local SCS or University and Extension Range Specialists.</li> <li>Apply during hot, dry weather conditions (generally July and August).</li> <li>Use 2% v/v nonionic surfactant in a minimum of 5 gal spray solution.</li> <li>Monitor juniper leaf moisture content. Maximum leaf moisture reduction generally occurs 3-4 weeks after PARAQUAT CONCENTRATE application.</li> <li>Significant soil moisture and/or wet weather conditions prior to or after application will decrease the potential for juniper crown burns.</li> <li>Reduction in leaf moisture can be adversely affected by cool or humid weather conditions.</li> <li>Do not graze livestock after application or prior to burning.</li> </ul>
*Native Pastures  *Not for use in California	Broadcast	1.0 - 1.3 pts.  (0.375 – 0.5 lb cation)	Ground: 10 gals.  Air: 5 gals.	—	<ul style="list-style-type: none"> <li>Do not exceed 1.3 pts./A (0.5 cation/A) in a single application.</li> <li>Do not exceed 2 applications per year.</li> <li>Do not exceed 2.7 pts./A/year (1.0 lb cation/A/year).</li> <li>Minimum retreatment interval is 7 days.</li> <li>Apply PARAQUAT CONCENTRATE for control of downy and Japanese brome.</li> <li>Apply in spring after 90% node formation of brome species, but before full bloom.</li> <li>Emerged native perennial grasses will be burned by application, but application after 90% node formation will allow adequate time for native grasses to recover and attain maximum growth in the use season.</li> <li>Apply only to pastures with no more than 3" of height at time of treatment.</li> </ul>

Conversion Table PARAQUAT CONCENTRATE to Be Applied			
Fluid Ounces	Pints	Lb. a.i.	Acres/Gallon
2.5	0.16	0.06	51.3
4.8	0.30	0.11	26.7
5.28	0.33	0.12	24.2
5.52	0.35	0.13	23.2
10.00	0.63	0.23	12.8
11.00	0.69	0.26	11.6
11.20	0.70	0.26	11.4
12.00	0.75	0.28	10.7
16.00	1.00	0.38	8.0
20.00	1.25	0.47	6.4
20.80	1.30	0.49	6.2
24.00	1.50	0.56	5.3
28.00	1.75	0.66	4.6
32.00	2.00	0.75	4.0
40.00	2.50	0.94	3.2
43.20	2.70	1.00	3.0

### STORAGE AND DISPOSAL

Do not contaminate water, food, or feed by storage or disposal.

**Pesticide Storage:** Store in original container and place in a locked storage area. Do not mix or store in containers, spray tanks, nurse tanks, or such systems made of aluminum or having aluminum fittings. Store at temperatures above 32°F. For Emergencies involving a Spill, Leak, Fire, Exposure, or Accident, contact: CHEMTREC at (800) 424-9300.

**Pesticide Disposal:** Pesticide wastes are acutely hazardous. Improper disposal of excess, spray mixture, or rinsate is a violation of Federal Law. If these wastes cannot be disposed of by use according to label instructions, contact your State Pesticide or Environmental Control Agency, or the Hazardous Waste representative at the nearest EPA Regional Office for guidance.

#### CONTAINER HANDLING:

**Rigid, Nonrefillable Container Small Enough to Shake (Capacity of 5 Gallons or Less)( to be connected via hose and valve fittings):** Nonrefillable Container. Do not reuse or Refill this container. Triple rinse or pressure rinse container (or equivalent) promptly after emptying.

*Triple rinse as follows:* Pump or empty the remaining contents into application equipment or a mix tank. Fill the container 1/4 full with water. Shake for 10 seconds. Pump rinsate into application equipment or a mix tank. Repeat this procedure two more times. Prepare container for recycling. If required by recycler, remove valve system by mechanical means, such as a drill fitted with a hole saw or an electric saw, to cut around the perimeter of the container valve system and remove the container valve system. Then offer container for recycling or reconditioning if available, or puncture and dispose of in a sanitary landfill, or by other procedures approved by state and local authorities. Dispose of valve system in a sanitary landfill, or by other procedures approved by state and local authorities.

*Pressure rinse as follows:* Pump or empty the remaining contents into application equipment or a mix tank. While container is in the closed transfer system, rinse at 40 PSI for at least 30 seconds. Once container is rinsed, prepare container for recycling. If required by recycler, remove valve system by mechanical means, such as a drill fitted with a hole saw or an electric saw, to cut around the perimeter of the container valve system and remove the container valve system. Then offer container for recycling if available or puncture and dispose of in a sanitary landfill, or by other procedures approved by state and local authorities. Dispose of valve system in a sanitary landfill, or by other procedures approved by state and local authorities.

**Rigid, Nonrefillable Container Small Enough to Shake (Capacity of 5 Gallons or Less) (Completely Sealed):** Nonrefillable Container. Do not reuse or Refill this container. The container will have been pierced and rendered unusable. Follow closed system manufacturers instructions for triple rinsing within the system. Then offer container for recycling if available, or dispose of in a sanitary landfill, or by other procedures approved by state and local authorities.

**Rigid, Nonrefillable Container Not Large Enough to Shake (Capacity of Greater than 5 Gallons, but Less than 120 Gallons):**

Nonrefillable Container. Do not reuse or refill this container. Triple rinse or pressure rinse container (or equivalent) promptly after emptying.

*Triple rinse as follows:* Pump or empty the remaining contents into application equipment or a mix tank. Fill the container 1/4 full with water. Remove transfer hoses. Tip container on its side and roll it back and forth, ensuring at least one complete revolution, for 30 seconds. Stand the container on its end and tip it back and forth several times. Turn the container over onto its other end and tip it back and forth several times. Empty the rinsate into application equipment or a mix tank or store rinsate for later use or disposal. Repeat this procedure two more times. Once container is rinsed, prepare container for recycling. If required by recycler, remove valve system by mechanical means, such as a drill fitted with a hole saw or an electric saw, to cut around the perimeter of the container valve system and remove the container valve system. Then offer container for recycling or reconditioning if available, or puncture and dispose of in a sanitary landfill, or by other procedures approved by state and local authorities. Dispose of valve system in a sanitary landfill, or by other procedures approved by state

and local authorities.

*Pressure rinse as follows:* Pump or empty the remaining contents into application equipment or a mix tank. While container is in the closed transfer system, rinse at 40 PSI for at least 30 seconds. Once container is rinsed, prepare container for recycling. If required by recycler, remove valve system by mechanical means, such as a drill fitted with a hole saw or an electric saw, to cut around the perimeter of the container valve system and remove the container valve system. Then offer container for recycling or reconditioning if available, or puncture and dispose of in a sanitary landfill, or by other procedures approved by state and local authorities. Dispose of valve system in a sanitary landfill, or by other procedures approved by state and local authorities.

**Nonrefillable Container Greater than or Equal to 120 Gallons:** Nonrefillable Container. Do not reuse or refill this container. Triple rinse promptly after emptying.

*Triple rinse as follows:* Empty the remaining contents into application equipment or a mix tank. Fill the container 1/4 full with water. Replace and tighten closures. Tip container on its side and roll it back and forth, ensuring at least one complete revolution, for 30 seconds. Stand the container on its end and tip it back and forth several times. Turn the container over onto its other end and tip it back and forth several times. Empty the rinsate into application equipment or a mix tank or store rinsate for later use or disposal. Repeat this procedure two more times. Then offer container for recycling or reconditioning if available, or puncture and dispose of in a sanitary landfill, or by other procedures approved by state and local authorities.

#### **Refillable Containers:**

Refillable container. Refill this container with pesticide only. Do not reuse this container for any other purpose. Cleaning the container before final disposal is the responsibility of the person disposing of the container. Cleaning before refilling is the responsibility of the refiller. To clean the container before final disposal, empty the remaining contents from this container into application equipment or mix tank. Fill the container about 10 percent full with water. Agitate vigorously or recirculate water with the pump for 2 minutes. Pour or pump rinsate into application equipment or rinsate collection system. Repeat this rinsing procedure two more times.

**WARRANTY STATEMENT IMPORTANT NOTICE** - Seller warrants that this product conforms to the chemical description and is reasonably fit for purposes stated on the label when used in accordance with the directions and instructions under normal conditions of use; **but neither this warranty nor any other warranty of merchantability or fitness for a particular purpose, express or implied, extends to the use contrary to label instructions, or under abnormal conditions, or under conditions not reasonably foreseeable to seller, and to the extent consistent with applicable law, buyer assumes the risk of any such use.**

HARVADE<sup>®</sup> is a trademark of Chemtura Corporation. AAtrex<sup>®</sup>, Ambush<sup>®</sup>, Bicep MAGNUM<sup>®</sup>, Bicep Lite II MAGNUM<sup>®</sup>, Caparol<sup>®</sup>, Cyclone<sup>®</sup>, Devrinol<sup>®</sup>, Dual MAGNUM<sup>®</sup>, E-Z Handler<sup>®</sup>, Karate<sup>®</sup>, Princep<sup>®</sup>, Reglone<sup>®</sup>, Solicam<sup>®</sup>, Surpass<sup>®</sup>, TopNotch<sup>®</sup>, and Zorial<sup>®</sup> and the Syngenta logo are trademarks of a Syngenta Group Company. Accelerate<sup>®</sup> is a trademark of Cerexagri, Inc. Banvel<sup>®</sup>, Basagran<sup>®</sup>, Frontier<sup>®</sup>, Guardsman<sup>®</sup>, Marksman<sup>®</sup>, Prowl<sup>®</sup>, Pursuit<sup>®</sup>, and Scepter<sup>®</sup> are trademarks of BASF AG.







Canopy<sup>®</sup>, Harmony<sup>®</sup> Extra, Krovar<sup>®</sup>, Sinbar<sup>®</sup> and Velpar<sup>®</sup> are trademarks of E.I. du Pont de Nemours & Co., Inc. Butoxone<sup>®</sup> is a trademark of Makhteshim-Agan of North America, Inc. Butyrac<sup>®</sup> and Command<sup>®</sup> are trademarks of FMC Corporation. Cotoran<sup>®</sup> Cotton-Pro<sup>®</sup>, Karmex<sup>®</sup>, Linex<sup>®</sup>, Lorox<sup>®</sup>, Lorox Plus<sup>™</sup> and Meturon<sup>®</sup> are trademarks of Griffin, LLC. DEF<sup>®</sup>, Dropp<sup>®</sup>, Hoelon<sup>®</sup>, Prep<sup>™</sup>, and Sencor<sup>®</sup> are trademarks of Bayer CropScience. Diuron<sup>®</sup> and Simazine<sup>®</sup> are trademarks of Drexel Chemical Company. Ethephon<sup>™</sup> is a trademark of Micro Flo Company, LLC. Folex<sup>®</sup> is a trademark of AMVAC Chemical Corporation. Goal<sup>®</sup>, Grazon<sup>®</sup> P-D Speciality, and Surflan<sup>®</sup> are trademarks of Dow AgroSciences. Harness<sup>®</sup>, Lariat<sup>®</sup> and Lasso<sup>®</sup> are trademarks of Monsanto Agricultural Company.

## SUPPLEMENTAL WARNING MATERIALS:

- Components of Sticker to be affixed to the cap of all paraquat dichloride product containers:




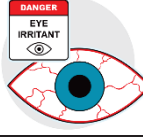





- Language for Product Package Safety Requirements Sticker to be affixed to all paraquat dichloride product containers:

NEVER TRANSFER THIS PRODUCT INTO FOOD OR BEVERAGE CONTAINERS OR CONTAINERS NOT EXPLICITLY INTENDED FOR PESTICIDES		NUNCA TRANSFIERA ESTE PRODUCTO EN RECIPIENTES PARA COMIDA O DE BEBIDAS O RECIPIENTES EXPLÍCITAMENTE PREVISTOS PARA PLAGUICIDAS.
ONE SIP CAN KILL		UN SORBO PUEDE CAUSAR LA MUERTE.
CONTACT WITH SKIN MAY RESULT IN POISONING		EL CONTACTO CON LA PIEL PUEDE CAUSAR EL ENVENENAMIENTO.
EXPOSURE TO EYES MAY CAUSE SUBSTANTIAL EYE INJURY		EXPOSICIÓN A LOS OJOS PUEDE CAUSAR LESIONES SUSTANCIALES EN LOS OJOS.
PARAQUAT SHOULD ALWAYS BE STORED TIGHTLY CLOSED IN ORIGINAL CONTAINER, AND IN A LOCKED PLACE AWAY FROM CHILDREN AND ANIMALS		EL PARAQUAT DEBE ALMACENARSE SIEMPRE CERRADO EN SU RECIPIENTE ORIGINAL, Y EN UN LUGAR CERRADO, ALEJADO DE NIÑOS Y ANIMALES.
READ ENTIRE LABEL PRIOR TO USING THIS PRODUCT		LEA LA ETIQUETA COMPLETA ANTES DE USAR ESTE PRODUCTO.



3. Language for Paraquat Dichloride Counter Safety Card to be distributed with all paraquat dichloride products:

<p><b>Restricted Use Pesticide</b></p> <p>Due to acute toxicity. To be used by certified applicators only – <b>NOT</b> to be used by uncertified persons working under the supervision of a certified applicator.</p>		
<p>PARAQUAT DICHLORIDE   GROUP <b>22</b>   HERBICIDE</p>		
<p><b>PARAQUAT CONCENTRATE</b></p> <p>Defoliant and desiccant herbicide for the control of weeds and grasses and as a harvest aid. EPA REG. NO. 82542-3</p>		
<p>NEVER TRANSFER PARAQUAT CONCENTRATE INTO FOOD OR BEVERAGE CONTAINERS OR CONTAINERS NOT EXPLICITLY INTENDED FOR PARAQUAT CONCENTRATE</p>		<p>NUNCA TRANSFIERA PARAQUAT CONCENTRATE A RECIPIENTES PARA COMIDA O DE BEBIDAS O RECIPIENTES NO EXPLÍCITAMENTE PREVISTOS PARA PARAQUAT CONCENTRATE.</p>
<p>ONE SIP CAN KILL</p>		<p>UN SORBO PUEDE CAUSAR LA MUERTE.</p>
<p>CONTACT WITH SKIN MAY RESULT IN POISONING</p>		<p>EL CONTACTO CON LA PIEL PUEDE RESULTAR EN ENVENENAMIENTO.</p>
<p>EXPOSURE TO EYES MAY CAUSE SUBSTANTIAL EYE INJURY.</p>		<p>LA EXPOSICIÓN A LOS OJOS PUEDE CAUSAR LESIONES GRAVES A LOS OJOS</p>
<p>PARAQUAT SHOULD ALWAYS BE STORED TIGHTLY CLOSED IN ORIGINAL CONTAINER, AND IN A LOCKED PLACE AWAY FROM CHILDREN AND ANIMALS.</p>		<p>EL PARAQUAT DEBE ALMACENARSE SIEMPRE CERRADO EN SU RECIPIENTE ORIGINAL, Y EN UN LUGAR CERRADO, ALEJADO DE NIÑOS Y ANIMALES.</p>
<p>READ ENTIRE LABEL PRIOR TO USING THIS PRODUCT</p>		<p>LEA LA ETIQUETA COMPLETA ANTES DE USAR ESTE PRODUCTO.</p>
<p>DISREGARDING LABEL DIRECTIONS IS A VIOLATION OF FEDERAL LAW AND IS PUNISHABLE BY SUCH</p>		<p>NO SEGUIR LAS INDICACIONES DE LA ETIQUETA REPRESENTA UNA INFRACCIÓN DE LA LEY FEDERAL Y ES PENADO COMO TAL.</p>
 <p>Source Dynamics, LLC 12230 E Del Norte Yuma, AZ 85367</p>		