

82437-5

12/14/2011

1/17



U.S. ENVIRONMENTAL PROTECTION AGENCY

Office of Chemical Safety and Pollution Prevention
Office of Pesticide Programs
Registration Division (7504P)
1200 Pennsylvania Ave., N.W.
Washington, DC 20460

EPA Reg. Number:

82437-5

Date of Issuance:

DEC 14 2011

Term of Issuance:

Unconditional

Name of Pesticide Product:

K&W Paclo 0.4% L

NOTICE OF PESTICIDE:

Registration
 Reregistration
(under FIFRA, as amended)

Name and Address of Registrant (include ZIP Code):

K&W Agrichemicals, Inc.
P.O. Box 278
Owens Cross Roads, AL 35763

Mailed to:

Wagner Regulatory Associates, Inc.
c/o Lori Kohler
Agent
P.O. Box 640
Hockessin, DE 19707

Note: Changes in labeling differing in substance from that accepted in connection with this registration must be submitted to and accepted by the Registration Division prior to use of the label in commerce. In any correspondence on this product always refer to the above EPA registration number.

On the basis of information furnished by the registrant, the above named pesticide is hereby registered under the Federal Insecticide, Fungicide and Rodenticide Act. Registration is in no way to be construed as an endorsement or recommendation of this product by the Agency. In order to protect health and the environment, the Administrator, on his motion, may at any time suspend or cancel the registration of a pesticide in accordance with the Act. The acceptance of any name in connection with the registration of a product under this Act is not to be construed as giving the registrant a right to exclusive use of the name or to its use if it has been covered by others.

This product is unconditionally registered in accordance with FIFRA section 3(c)(7)(A) provided that you:

1. Submit and/or cite all data required for registration of your product under FIFRA sec 3(c)(5) when the Agency requires all registrants of similar products to submit such data; and submit acceptable responses required for reregistration of your product under FIFRA section 4.

Page 1 of 2

Signature of Approving Official:

Date:

DEC 14 2011

Tony Kish, Product Manager (22)
Fungicide Branch/Registration Division/OPP/OCSPP (7504P)

2/17

2. Make the following change to the label:
 - a. Change the product registration number to "EPA Reg. No. 82437-5"
3. Submit one copy of the revised final printed label for the record before the product is released for shipment.

Your release for shipment of the product constitutes acceptance of these conditions.

A copy of the label stamped "Accepted" is enclosed for your records.

Tony Kish
Product Manager (22)
Fungicide Branch
Registration Division (7504P)

Enclosure:
Label stamped "Accepted"

K & W Paclo 0.4% L

Ornamental Plant Growth Regulator

ACTIVE INGREDIENT:

Paclobutrazol: ((±)-(R*, R*)-β-[(4-chlorophenyl)methyl]-α-(1, 1-dimethylethyl)-1H-1,2,4-triazole-1-ethanol):..... 0.4%

OTHER INGREDIENTS:..... 99.6%

TOTAL:..... 100.0%

K & W Paclo 0.4% L contains 0.12 g active ingredient per fluid ounce (4000 ppm).

KEEP OUT OF REACH OF CHILDREN CAUTION


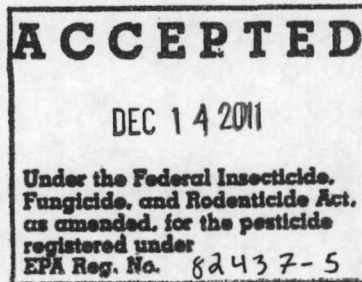
FIRST AID	
If on skin or clothing:	Take off contaminated clothing. Rinse skin immediately with plenty of water for 15-20 minutes. Call a poison control center or doctor for treatment advice.
HOT LINE NUMBER	
Have the product container or label with you when calling a poison control center or doctor, or going for treatment. You may also contact 1-800-858-7378 for emergency medical treatment information.	

EPA Reg. No. 82437-5

EPA Est. No.

Net Contents: _____

Manufactured for:
K & W Agrichemicals, Inc.
PO Box 278
Owens Cross Roads, AL 35763



**PRECAUTIONARY STATEMENTS
HAZARDS TO HUMANS AND DOMESTIC ANIMALS**

CAUTION. Harmful if absorbed through skin. Avoid contact with skin, eyes or clothing. Wash thoroughly with soap and water after handling and before eating, drinking, chewing gum, or using tobacco. Remove and wash contaminated clothing before reuse.

ENVIRONMENTAL HAZARDS

For terrestrial uses: Do not apply directly to water, or to areas where surface water is present or to intertidal areas below the mean high water mark. Do not contaminate water when disposing of equipment washwater or rinsate.

PERSONAL PROTECTIVE EQUIPMENT

Some materials that are chemical-resistant to this product are listed below. If you want more options, follow the instructions for category C on an EPA chemical resistance category selection chart.

Applicators and other handlers must wear:

- Long-sleeved shirt and long pants.
- Chemical-resistant gloves such as barrier laminate, butyl rubber, nitrile rubber, neoprene rubber, polyvinyl chloride, or viton
- Shoes plus socks

Follow manufacturer's instructions for cleaning/maintaining PPE. If no such instructions for washables exist, use detergent and hot water. Keep and wash PPE separately from other laundry. Wash PPE after each day's use.

USER SAFETY RECOMMENDATIONS**Users should:**

- Wash hands before eating, drinking, chewing gum, using tobacco, or using the toilet.
- Remove clothing immediately, if pesticide gets inside. Then wash thoroughly and put on clean clothing.
- Remove PPE immediately after handling this product. Wash the outside of gloves before removing. As soon as possible, wash thoroughly and change into clean clothing.

IMPORTANT: Read the entire directions for use and the Limited Warranty and Disclaimer before using this product.

DIRECTIONS FOR USE

It is a violation of Federal law to use this product in a manner inconsistent with its labeling. Do not apply this product in a way that will contact workers or other persons, either directly or through drift. Only protected handlers may be in the area during application. For any requirements specific to your State or Tribe, consult the agency responsible for pesticide regulation. Read all label directions carefully before use.

DO NOT use at residential sites for the ornamentals listed on this label.

AGRICULTURAL USE REQUIREMENTS

Use this product only in accordance with its labeling and with the Worker Protection Standard 40 CFR Part 170. This Standard contains requirements for the protection of agricultural workers on farms, forests, nurseries, and greenhouses, and handlers of agricultural pesticides. It contains requirements for training, decontamination, notification, and emergency assistance. It also contains specific instructions and exceptions pertaining to the statements on this label about personal protective equipment (PPE), notification to workers, and restricted-entry interval. The requirements in this box only apply to uses of this product that are covered by the Worker Protection Standard.

Do not enter or allow worker entry into treated areas during the restricted entry interval (REI) of 12 hours.

PPE required for early entry to treated areas that is permitted under the Worker Protection Standard and that involves contact with anything that has been treated, such as plants, soil, or water, is:

- Coveralls
- Chemical-resistant gloves such as barrier laminate, butyl rubber, nitrile rubber, neoprene rubber, polyvinyl chloride, or viton
- Shoes plus socks

PRODUCT INFORMATION

K & W Paclo 0.4% L is a plant growth regulator for use at nonresidential sites for ornamental plants grown in containers in nurseries, greenhouses, shadehouses and interiorscapes.

K & W Paclo 0.4% L can be readily absorbed by plant roots and translocated to the active growing points. Applications of K & W Paclo 0.4% L produce a long-lasting, uniform retardation with little effect on flower size. Applications of K & W Paclo 0.4% L can be made without phytotoxic effects at any time in the growing cycle up to, at, or near the point that marketable size is reached.

MIXING INSTRUCTIONS

Half fill the spray or drench tank with clean water. Accurately measure the required amount of K & W Paclo 0.4% L as shown in Table 1. Add K & W Paclo 0.4% L to the tank and fill the tank with the remaining required amount of water to achieve the desired concentration.




Table 1 – K & W Paclo 0.4% L Dilution Table

K & W Paclo 0.4% L (Desired ppm)	Fl. oz. per Gallon	ml/cc per Gallon
1	0.032	1.0
2	0.064	1.9
3	0.096	2.8
4	0.13	3.8
5	0.16	4.7
10	0.32	9.5
20	0.64	19.0
25	0.8	24.0
30	1.0	28.0
40	1.3	38.0
50	1.6	47.0
100	3.2	95.0
200	6.4	190.0

APPLICATION TECHNIQUES

Desired height control with K & W Paclo 0.4% L can be obtained with three different types of applications: sprays, drenches or bulb soaks.

Under certain conditions, sequential spray applications may be desirable.

Frequent agitation of the K & W Paclo 0.4% L solution and proper application techniques are critical in order to achieve desired results. Be sure of your calculations, volume measurements and sprayer calibration. When in doubt, recalculate.

APPLICATION — SPRAY

In spray applications, K & W Paclo 0.4% L penetrates into plant stems and is translocated to the terminal where it reduces internode elongation. When applying a spray application, it is important that:

- Adequate spray volume is used to thoroughly wet plant stems. The misting technique used for some other growth regulators, where only upper leaves are covered with a light spray, will not produce desired results with K & W Paclo 0.4% L.
- Sprays are not applied to the point of excessive runoff into the potting media. The spray volume which drips down into the media may be desirable as it will be taken up by the roots and increase the effectiveness of K & W Paclo 0.4% L. However, too much runoff into the media may result in excessive height control.
- The spray technique provides thorough, consistent, uniform coverage of all plants. Failure to do so may result in non-uniform height control.

K & W Paclo 0.4% L may be applied at any time of the day without danger of burning leaves or causing chlorosis.

Overhead irrigation or rain 30 minutes after spray applications does not reduce the effectiveness of K & W Paclo 0.4% L.

Addition of wetting agents for spray applications is not necessary.

7/17

The recommended spray volume for small plants in small containers or plug trays which are closely spaced is 1-2 qts./100 sq. ft. of bench space.

For larger plants with a well-developed canopy, a spray volume of 3 qts./100 sq. ft. of bench space is recommended.

Using sequential applications may provide more uniform growth regulation and safety against over application. In general, sequential spray applications are to be applied using 50-100% of the lower recommended rate. Growers in cooler climates may have to use lower rates.

With some plant species, particularly chrysanthemums, hibiscus and azaleas, individual lateral shoots will outgrow the other laterals, causing non-uniform plant appearance. This results when individual laterals do not receive enough chemical when spray is applied. The use of sequential applications will reduce this problem.

APPLICATION - DRENCH

Drench applications can be made indoors or outdoors. When applications are made it is important that:

- Applications should be made to moist media. This may be achieved by watering plants the day before application. Applications to dry media can result in poor distribution.
- Consideration is given to the growing media. Media containing bark of high organic matter may require the use of higher application rates.
- When applied as a drench through sub-irrigation in saucers, benches, or flooded floors, reduce rates by 50-75%. The optimum rates for continuous application in the irrigation water are about 10-33% of the rate needed for a one-time sub-irrigation application.
- Attention should be given to a more uniform distribution of drench solution if multiple plants are growing in the same pot. Uniform distribution is required to achieve uniform height control.

DRENCH RATES AND VOLUME

Table 2 provides a guide to determine the appropriate drench volume needed for the specified pot sizes based on the capacity of a 6-inch "Azalea" type pot. Individual pots vary in style and depth, affecting capacity. Growers must determine the appropriate concentration and volume of drench to apply according to the pot volume, media and species/variety of plant considered.

Table 2 - Drench Volume Guidelines

Pot Diameter (inches)	Drench Volume (fl. oz./pot)	mg of Paclobutrazol/pot			
		1 ppm	2 ppm	3 ppm	4 ppm
4	2	0.063	0.125	0.188	0.250
5	3	0.094	0.188	0.282	0.375
6	4	0.125	0.250	0.375	0.500
8	10	0.313	0.625	0.938	1.25
10	25	0.783	1.56	2.35	3.125
10" hanging basket	15	0.470	0.939	1.41	1.878
12	40	1.25	2.50	3.75	5.00

APPLICATION — PREPLANT BULB SOAKS

Soaking of bulbs in solution of K & W Paclo 0.4% L is also a very effective way to attain height control. The rates used and length of soaking time will vary, depending on the species. See the section on BULB CROPS for specific recommendations.

OTHER FACTORS AFFECTING PLANT RESPONSE TO K & W PACLO 0.4% L

In addition to proper application technique, environmental and cultural factors can affect the plant's response to K & W Paclo 0.4% L:

- Cultural practices can affect plant response to K & W Paclo 0.4% L. Conditions causing vigorous growth require higher rates of K & W Paclo 0.4% L to achieve the desired effect. Plants grown with close spacing or in smaller pots and using high water and fertility levels may require an increase in the amount of K & W Paclo 0.4% L needed.
- Conditions causing vigorous growth require higher rates of K & W Paclo 0.4% L to achieve the desired effect. Temperature can be the overriding factor in determining the amount of K & W Paclo 0.4% L needed. Growers in warm climates need to use higher rates and/or more applications compared to growers in cooler climates. The amount of K & W Paclo 0.4% L needed and the number of applications may also vary depending on the time of year with higher rates and/or applications needed during warm months.
- Different varieties or cultivars within a given plant species may require a higher or lower rate of K & W Paclo 0.4% L. Growers should consult with plant and seed suppliers for vigor and other growth characteristics for newly released varieties. Taller, more vigorous varieties generally require more K & W Paclo 0.4% L than do naturally shorter, less vigorous varieties.

DETERMINING OPTIMUM RATES

Optimum K & W Paclo 0.4% L rates will vary between growers and will depend on the desired final plant height, growing conditions, application techniques, species, and variety or cultivar. To determine the optimum rates for your situation before K & W Paclo 0.4% L is applied to a large number of plants, conduct trials with small numbers of plants using the recommended rates. Growers may find they have to adjust application rates, techniques, timings and treatment periods to achieve the desired effect.

The rates recommended on this label are rate ranges and should be used only as guidelines. Always start trials at the lowest recommended rate and work up as required. DO NOT exceed the maximum recommended rate.

Run initial trials using the rates recommended in Table 3.

Table 3. Recommended Trial Rates (PPM) By General Plant Type*

Plant Type	Spray	Drench	Bulb Soak
Bedding Plants	30	1	N/A
Bedding Plant Plugs	5	NR	N/A
Flowering/Foliage Plants (annual or perennial)			
- Herbaceous Species	30	1	N/A
- Woody Species	50	2	N/A
Woody Landscape Plants	100	4	N/A
Bulb Crops	100	10	20(@15min.)

NR = Use is not recommended

N/A = Use is not applicable

*The recommended trial rates are based on information developed primarily in the Sunbelt Region. Growers in regions north of the Sunbelt should run initial tests using 0.5 x the recommended trial rates listed in Table 3.

USE AND RATE RECOMMENDATIONS BY CROP

Read and fully understand the section on "DETERMINING OPTIMUM RATES" before applying to a large number of plants.

A. AZALEAS (FLORIST)

Spray applications are effective in the rate range of 100 to 200 ppm.

Drench applications are effective in the rate range of 5 to 15 ppm.

Applications to control plant height and promote flower bud initiation should be made when new growth after final pruning is 1.5 - 2 inches long.

Applications to reduce bypass shoot development should be made after bud set when bypass shoots are barely visible, or about 5 to 7 weeks prior to cooling.

B. BEDDING PLANTS

Spray applications of K & W Paclo 0.4% L will provide height control of most bedding plants at a wide rate range of 5 to 90 ppm. The rate ranges for some specific bedding plants are:

Plant	Rate Range (ppm)	Plant	Rate Range (ppm)
Ageratum	15-45	Marigold (African)*	30-60
Alyssum	40-60	Marigold (French)	15-30
Celosia	15-45	Pansy	5-15
Coleus	15-30	Petunia	15-45
Dahlia	15-45	Salvia	20-60
Dianthus	20-60	Snapdragon*	30-90
Impatiens (Standard)	10-45	Verbena	15-30
Impatiens (New Guinea)	2.5-15	Zinnia	15-45

*Apply at an early stage of plant growth with good stem coverage, especially for vigorous varieties.

- Do not use on fibrous begonias, as they are very sensitive to K & W Paclo 0.4% L.
- Do not use on annual Vinca (periwinkle) as K & W Paclo 0.4% L may cause spotting of foliage, especially at high temperatures.
- For species not listed, growers should determine optimum rates starting with a rate of 30 ppm in the Sunbelt Region and 15 ppm in the Northern Belt Region. Time of application should begin when new growth in height or width reaches 2 inches or when plants reach desired size to hold them at a marketable stage.
- Late application timing and/or excessive rates may slow the growth of plants when transplanted. To avoid this, apply multiple applications at 0.25 to 0.5 the optimum rate.
- High rates of K & W Paclo 0.4% L may delay flowering, especially of impatiens and petunias.

Media sprays can be used to control the height of vigorous plugs, such as impatiens and salvia that show excessive elongation soon after transplant. Rate recommendations for applications made just prior to transplant are in the range of 20-60 ppm, applied in a volume of 2 qts./100 sq. ft.

Drench applications are effective on bedding plants but are recommended only for those plants in containers 6 inches or larger. User should determine optimum rates, starting at 1 ppm. Applications of K & W Paclo 0.4% L are not recommended for containers less than 6 inches due to sensitivity and extremely low rates needed.

Specific bedding plants that have been shown to be responsive to K & W Paclo 0.4% L are:

Ageratum	Dianthus	Petunia
Alyssum	Impatiens (Standard)	Salvia
Celosia	Impatiens (New Guinea)	Snapdragon
Coleus	Marigold	Verbena
Dahlia	Pansy	Zinnia

C. BEDDING PLANT PLUGS

Spray applications of K & W Paclo 0.4% L can also be used to effectively control height of bedding plant plugs. The recommended rate range of 1 to 20 ppm is much lower than the rate range for older bedding plants.

Plant	Rate Range (ppm)	Plant	Rate Range (ppm)
Ageratum	5-10	Marigold (French)	5-10
Celosia	5-10	Pansy	1-5
Coleus	5-10	Petunia	5-10
Dahlia	5-10	Salvia	5-10
Dianthus	10-20	Snapdragon	10-20
Impatiens (Standard)	0.5-10	Verbena	5-10
Marigold (African)	10-20	Zinnia	5-10

For bedding plant plugs not specifically listed above, the user should determine optimum rates starting with a rate of 5 ppm. Timing of application should normally begin at the 1 to 2 true leaf stage.

Media sprays can be used to control the height of vigorous plugs, such as marigold and snapdragon, that show excessive elongation soon after emergence. Rate recommendations for applications made at the time of, or within one week after seeding, are in the range of 5-30 ppm, applied in a volume of 2 qts./100 sq. ft.

Drench applications are not recommended for bedding plant plugs due to the sensitivity and extremely low rates needed.

For all uses of K & W Paclo 0.4% L on plugs, determining optimum rates should include an evaluation of the crop performance after transplanting to insure that treatment does not excessively reduce growth during the finished stage or in the landscape.

D. BULB CROPS

Height control can be achieved on a variety of bulb crops by any of the three application types.

Spray applications, although moderately effective, are the least desirable method for controlling height. Sequential applications are recommended in order to achieve desired uniformity. Applications should begin when plants are 2 to 4 inches tall.

Drench applications are very effective in the rate range of 8 to 160 ppm. Optimum rates vary widely, depending on species. Timing of application will also vary, depending on species. For bulbs requiring a cold period, K & W Paclo 0.4% L should be applied 1 to 5 days after thermal treatment. For most other bulb types, application should be made when newly emerged shoots are 1 to 2 inches tall.

Preplant bulb soaks are also very effective. Effective rates for most species are in the range of 5 to 25 ppm, with a soaking time of 5-15 minutes. In general, lower use rates will require longer soaking times.

The following table gives recommended rate ranges and length of soaking time for a variety of bulb species:

Bulb Type	Spray Rate (ppm)	Drench Rate (ppm)	Preplant Bulb Soak Rate (ppm) / Soak Time
Amaryllis	ND	200	100/1 hr.
Caladium	100-200	2-16	60 / 30 min.
Calla Lily	ND	5-15	20/15 min.
Dahlia	ND	10-40	>40 / 29 min.
Freesia	ND	2-4	100-300 /1 hr.
Hybrid Lily	200-500	4-30	5-30/15 min.
Montbretia	ND	ND	20-30/15 min.
Tulip	ND	5-40	2-5 / 1 hr.

ND = Rates for this particular use have not been determined. For these applications the user should run trials using the rates recommended in Table 3.

Run initial trials using the rates outlined in the section on "DETERMINING OPTIMUM RATES".

E. CHRYSANTHEMUMS (POT)

K & W Paclo 0.4% L is effective in controlling the height of pot chrysanthemums when applied as either a spray or drench.

Spray applications are effective at rates of 50 to 200 ppm. Applications should begin when axillary shoots are 2 to 3 inches long. K & W Paclo 0.4% L can be applied earlier to vigorous varieties if additional control is desired.

Sequential applications of lower rates generally provide more uniformly shaped plants than single-spray applications.

Drench applications are effective at recommended rates of 1 to 4 ppm.

Begin applications when axillary shoots are 2 to 3 inches long.

Earlier applications can be made to vigorous varieties. Seasonably late applications are sometimes required at the time of disbud to prevent late stretch. Unlike spray applications, the drench can be safely applied with little to no effect on flowering.

Uniform application is critical to uniform crop development.

F. PERENNIALS

Perennial plants make up a wide variety of plant forms, many of which grow very tall. Others, which may have naturally low growing foliage, will develop flowers on tall spikes which, when in flower, may be difficult to ship or display. Using K & W Paclo 0.4% L to control height of large, unruly perennial species has become an effective strategy to increase their attractiveness and marketability.

Spray applications of K & W Paclo 0.4% L are effective on a wide variety of perennial plants in the rate range of 30-200 ppm.

Drench applications are effective in the 1-30 ppm range, and are useful to hold or tone plants when they are at or near a marketable size.

Recommended rates for some perennial plants are:

Plant	Spray Rate (ppm)	Drench Rate (ppm)
Alcea rosea	30-50	1-2
Asclepias	30-60	ND
Chrysanthemum	50-200	1-4
Coreopsis	80-100	5-10
Delphinium	30-60	ND
Digitalis	80-160	2-4
Eupatorium	>240	8-10
Gaura	>30	30
Jacobinia (Pink)	5-10	0.5-1
Monarda	60-160	>4
Salvia	40-60	ND
Stokesia	40-80	ND
Verbena	120-160	>3
Veronica	20-40	ND

> = Greater than

ND = Rates for this particular use have not been determined. For these applications the user should run trials using the rates recommended in Table 3.

For species not specifically listed, trials should be conducted using the rates outlined in the section on "DETERMINING OPTIMUM RATES".

G. GERANIUMS

Geraniums are particularly sensitive to K & W Paclo 0.4% L. The user must determine optimum rates before applying to large numbers of plants.

Spray applications of K & W Paclo 0.4% L at recommended rates of 10 to 30 ppm will effectively control growth of geraniums. Early applications may require lower rates to avoid overstretching. Timing of application for zonal geraniums is when growth is 1.5 to 2 inches long; for seed geraniums, 2 to 4 weeks after transplanting or when needed.

K & W Paclo 0.4% L will reduce late stretch when applied as the flower stems begin to elongate.

Drench applications, although effective, should be made with caution due to the extreme sensitivity of geraniums to K & W Paclo 0.4% L. Trials should be conducted to determine optimum rates.

H. HIBISCUS

Spray applications at 30 to 150 ppm will effectively reduce shoot elongation. Application should be made when laterals are 1 to 4 inches long, depending on desired final plant size.

Single applications will control lateral growth for 3 to 6 weeks. Sequential applications may provide more uniform plant shape. K & W Paclo 0.4% L can be applied 1 to 2 weeks prior to flowering to prevent late stretch.

Drench applications will also effectively reduce shoot elongation. Trials should be conducted using recommended rates outlined in the section on DETERMINING OPTIMUM RATES.

I. POINSETTIAS

Spray applications of K & W Paclo 0.4% L will effectively control height of poinsettias. Recommended rates are 10 to 30 ppm for most areas of the U.S. In southern Florida, higher rates of 15 to 45 ppm are recommended.

Single applications may be made using the higher recommended rates. However, sequential applications initially using lower rates will provide better safety against overly retarded plants. For subsequent applications use 50 to 100% of the initial rate, depending on plant vigor at the time of reapplication.

Applications to slower growing varieties in cool climates should begin when axillary shoots are 2 to 3 inches long. For vigorous growing varieties in warm climates, applications should begin when axillary shoots are 1.5 to 3 inches long.

Sequential applications may be applied 1 to 3 times, at 7 to 14-day intervals, depending on plant vigor/growth.

19/17

Seasonably late applications of K & W Paclo 0.4% L will reduce plant height, but, like most PGR's may also, reduce bract size. To prevent this, K & W Paclo 0.4% L should not be applied after initiation of short days. As a guide, do not apply K & W Paclo 0.4% L sprays after October 1 for areas outside of Florida, or after October 25 In Florida.

Drench applications are also an effective means of height control, and are most commonly used for late season application to plants which have initiated bracts or have reached or are near their desired marketing size.

Drench applications of K & W Paclo 0.4% L should be applied when axillary shoots are 1.5 to 2 inches long. Late applications can safely be made after initiation of short days to prevent late stretch with minimal effect on bract size.

Use concentrations of 0.25 to 3 ppm (based on 4 fl. oz. / 6 inch pot), depending on variety, location and timing.

NOTE: Optimum K & W Paclo 0.4% L rates and timings for both spray and drench applications to poinsettias will vary depending on the variety.

J. WOODY PLANTS

K & W Paclo 0.4% L is effective in controlling height and initiating flower bud formation on a wide variety of woody plants using both spray or drench applications. Effective rates vary with species. For all applications, growers should run initial tests as outlined in the "DETERMINING OPTIMUM RATES" section of this label. Examples of woody plants on which K & W Paclo 0.4% L can be applied are:

Azalea	Euonymus	Juniper	Photinia
Bougainvillea	Hibiscus	Kalmia	Pine
Camellia	Hydrangea	Ligustrum	Rhododendron
Cotoneaster	Ilex (Holly)	Magnolia	Rose

K. FLOWERING & FOLIAGE PLANTS (Not specifically listed)

K & W Paclo 0.4% L is effective as a spray or drench application in controlling height on a wide variety of other flowering and foliage plants not specifically listed on this label. It can be used as either a holding agent to stop growth (e.g., interiorscape) or a toning agent to slow growth (e.g. when pot crops or hanging baskets are at or near marketable size). Herbaceous species tend to require lower rates than woody species. Run initial trials using the rates as outlined in the "DETERMINING OPTIMUM RATES" section of this label.

USE DIRECTIONS FOR CHEMIGATION

In addition to the above use rates and recommendations, the following precautions must be observed when using this product in any type of irrigation system:

- Apply this product only through the following systems:
1. Micro-irrigation such as spaghetti-tube or drip emitters.
 2. Hand-held calibrated equipment such as the hand-held wand with injector.
 3. Sub-irrigation, such as ebb and flow and flooded floor systems, or through individual saucers.

Do not apply this product through any other type of irrigation system. Crop injury or lack of effectiveness, or illegal pesticide residues in the crop can result from non-uniform distribution of treated water. If you have any questions about calibration, you should contact State Extension Service specialists, equipment manufacturers or other experts. Do not connect an irrigation system, (including greenhouse systems), used for pesticide application to a public water system unless the pesticide label prescribed safety devices for public water systems are in place. A person knowledgeable of the chemigation system and responsible for its operation or under the supervision of the responsible person, shall shut the system down and make necessary adjustments should the need arise.

FLOOR (BASIN), FURROW AND BORDER CHEMIGATION

1. Systems using a gravity flow pesticide dispensing system must meter the pesticide into the water at the head of the field and downstream of a hydraulic discontinuity such as a drop structure or weir box to decrease potential for water source contamination from back flow if water flow stops.
2. Systems utilizing a pressurized water and pesticide injection system must meet the following requirements:
 - a. The system must contain a functional check valve, vacuum relief valve, and low pressure drain appropriately located on the irrigation pipeline to prevent water source contamination from back flow.
 - b. The pesticide injection pipeline must contain a functional, automatic, quick-closing check valve to prevent the flow of fluid back toward the injection pump.
 - c. The pesticide injection pipeline must also contain a functional, normally closed, solenoid-operated valve located on the intake side of the injection pump and connected to the system interlock to prevent fluid from being withdrawn from the supply tank when the irrigation system is either automatically or manually shut down.
 - d. The system must contain functional interlocking controls to automatically shut off the pesticide injection pump when the water pump motor stops.
 - e. The irrigation line or water pump must include a functional pressure switch which will stop the water pump motor when the water pressure decreases to the point where pesticide distribution is adversely affected.
 - f. Systems must use a metering pump, such as a positive displacement injection pump (e.g., diaphragm pump) effectively designed and constructed of materials that are compatible with pesticides and capable of being fitted with a system interlock.

A pesticide supply tank is not recommended. Apply K & W Paclo 0.4% L continuously for the duration of the water application.

CHEMIGATION SYSTEMS CONNECTED TO PUBLIC WATER SYSTEM:

Public water system means a system for the provision to the public of piped water for human consumption if such system has at least 15 service connections or regularly serves an average of at least 25 individuals daily at least 60 days of the year.

Chemigation systems connected to public water systems must contain a functional, reduced pressure zone, backflow preventer (RPZ) or the functional equivalent in the water supply line upstream from the point of pesticide introduction. As an option to the RPZ, the water from the public water systems should be discharged into a reservoir tank prior to pesticide introduction. There shall be a complete physical break (air gap) between the flow outlet end of the fill pipe and the top or overflow rim of the reservoir tank of at least twice the inside diameter of the fill pipe.

The pesticide injection pipeline must contain a functional, automatic, quick closing check valve to prevent the flow of fluid back toward the injection pump.

The pesticide injection pipeline must also contain a functional, normally closed, solenoid-operated valve located on the intake side of the injection pump and connected to the system interlock to prevent fluid from being withdrawn from the supply tank when the irrigation system is either automatically or manually shut down.

The system must contain functional interlocking controls to automatically shut off the pesticide injection pump when the water pump motor stops, or in cases where there is no water pump, when the water pressure decreases to the point where pesticide distribution is adversely affected.

Systems must use a metering pump, such as a positive displacement injection pump (e.g. diaphragm pump) effectively designed and constructed of materials that are compatible with pesticides and capable of being fitted with a system interlock.

Do not apply when wind speed favors drift beyond the area intended for treatment.

STORAGE AND DISPOSAL

Do not contaminate water, food or feed by storage or disposal.

PESTICIDE STORAGE: Keep container closed when not in use.

PESTICIDE DISPOSAL: Wastes resulting from the use of this product may be disposed of on site or at an approved waste disposal facility.

CONTAINER DISPOSAL: Nonrefillable container. Do not reuse or refill this container. Triple rinse container (or equivalent) promptly after emptying. Triple rinse as follows: Empty the remaining contents into application equipment or a mix tank and drain for 10 seconds after the flow begins to drip. Fill the container 1/4 full with water and recap. Shake for 10 seconds. Pour rinsate into application equipment or a mix tank or store rinsate for later use or disposal. Drain for 10 seconds after the flow begins to drip. Repeat this procedure two more times. Then offer for recycling if available or puncture and dispose of in a sanitary landfill, or by incineration, or, if allowed by state and local authorities, by burning. If burned, stay out of smoke.

LIMITED WARRANTY AND DISCLAIMER

NOTICE: K & W Agrichemicals Inc. warrants that this product conforms to the chemical description on the label and is reasonably fit for the purposes referred to in the Directions For Use. Buyer assumes all risks of use and handling which is a variance in any way with the directions herein. K & W Agrichemicals Inc. makes no other express or implied warranty of fitness or merchantability. In no case shall K & W Agrichemicals Inc. or the seller be liable for consequential, special or indirect damages resulting from the use or handling of this product. K & W Agrichemicals Inc. and Seller offer this product and the Buyer and user accept it, subject to the foregoing Limited Warranty and Disclaimer which may be varied only by agreement in writing signed by a duly authorized representative of K & W Agrichemicals Inc.

