



OFFICE OF CHEMICAL SAFETY AND POLLUTION PREVENTION

WASHINGTON, D.C. 20460

February 1, 2024

Michael Kellogg
Agent for Alligare, LLC
c/o Pyxis Regulatory Consulting, Inc.
4110 136th St. Ct., NW
Gig Harbor, WA 98332

Subject: Notification per PRN 98-10 – Add Alternate Brand Name and Trademark
Product Name: Alligare Aminopyralid + MSM
EPA Registration Number: 81927-83
Application Date: January 29, 2024
Case Number: 498006

Dear Mr. Kellogg:

The Agency is in receipt of your Application for Pesticide Notification under Pesticide Registration Notice (PRN) 98-10 for the above referenced product. The Registration Division (RD) has conducted a review of this request for its applicability under PRN 98-10 and finds that the action requested falls within the scope of PRN 98-10. The label submitted with the application has been stamped "NOTIFICATION" and placed in our records. The alternate brand name, "**RangeLine**" has been added to the product record.

Should you wish to add/retain a reference to the company's website on your label, then please be aware that the website becomes labeling under the Federal Insecticide, Fungicide, and Rodenticide Act (FIFRA) and is subject to review by the Agency. If the website is false or misleading, the product would be misbranded and unlawful to sell or distribute under FIFRA section 12(a)(1)(E). 40 CFR 156.10(a)(5) lists examples of statements EPA may consider false or misleading. In addition, regardless of whether a website is referenced on your product's label, claims made on the website may not substantially differ from those claims approved through the registration process. Therefore, should the Agency find or if it is brought to our attention that a website contains false or misleading statements or claims substantially differing from the EPA approved registration, the website will be referred to the EPA's Office of Enforcement and Compliance. If you have any questions, please contact me at ondish.mindy@epa.gov or at (202)566-2857.

Sincerely,

A handwritten signature in black ink that reads "Mindy Ondish".

Mindy Ondish, Product Manager 23
Herbicide Branch, Registration Division (7505T)
Office of Pesticide Programs

The applicant has certified that no changes, other than those reported to the Agency have been made to the labeling. The Agency acknowledges this notification by letter dated:

02/01/2024

[Note to reviewer: [Text] in brackets denotes optional text].

[Note to reviewer: {Text} in braces denotes where in the final label text will appear].

{[BOOKLET FRONT PANEL LANGUAGE]}

AMINOPYRALID	GROUP	4	HERBICIDE
METSULFURON-METHYL	GROUP	2	HERBICIDE

Alligare Aminopyralid + MSM

HERBICIDE

[Alternate Brand Name: RangeLine™]

For control of susceptible weeds and certain woody plants, including invasive and noxious weeds, on rangeland, permanent grass pastures (including grasses grown for hay), Conservation Reserve Program (CRP) acres, natural areas (such as wildlife management areas, wildlife openings, wildlife habitats, recreation areas, campgrounds, trailheads and trails), and grazed areas in and around these sites.

Not For Sale, Distribution, or Use in New York State.

ACTIVE INGREDIENTS:

Potassium salt of Aminopyralid (Potassium salt of 2-pyridine carboxylic acid, 4-amino-3,6-dichloro-).....	62.13%
Metsulfuron methyl (Methyl 2-[[[(4-methoxy-6-methyl-1,3,5-triazin-2-yl)amino]carbonyl]amino]sulfonyl]benzoate)	9.45%
OTHER INGREDIENTS:	<u>28.42%</u>
TOTAL:	100.00%

Acid Equivalent: aminopyralid (2-pyridine carboxylic acid, 4-amino-3,6-dichloro-) - 52.5%
 Contains 0.62 pound potassium salt of aminopyralid active ingredient (0.525 pound acid equivalent) and 0.0945 pound metsulfuron methyl per pound of product

KEEP OUT OF REACH OF CHILDREN
WARNING AVISO

Si usted no entiende la etiqueta, busque a alguien para que se la explique a usted en detalle. (If you do not understand the label, find someone to explain it to you in detail.)

FIRST AID	
If in eyes:	<ul style="list-style-type: none"> Hold eye open and rinse slowly and gently with water for 15-20 minutes. Remove contact lenses, if present, after the first 5 minutes, then continue rinsing eye. Call a poison control center or doctor for treatment advice.
If on skin:	<ul style="list-style-type: none"> Take off contaminated clothing. Rinse skin immediately with plenty of water for 15-20 minutes. Call a poison control center or doctor for treatment advice.
If swallowed:	<ul style="list-style-type: none"> Call a poison control center or doctor immediately for treatment advice. Have person sip a glass of water if able to swallow. Do not induce vomiting unless told to do so by a poison control center or doctor. Do not give anything by mouth to an unconscious person.
HOT LINE NUMBER	
Have the product container or label with you when calling a poison control center or doctor or going for treatment. You may also contact 1-800-424-9300 for emergency medical treatment information.	

[See] [inside] [label] [booklet] [for] [additional] [Precautionary Statements][,] [and] [Directions for Use] [including] [Storage and Disposal] [instructions][.]

EPA Reg. No. 81927-83

Manufactured for:

Alligare, LLC
1565 5th Avenue
Opelika, AL 36801

EPA Est. No.

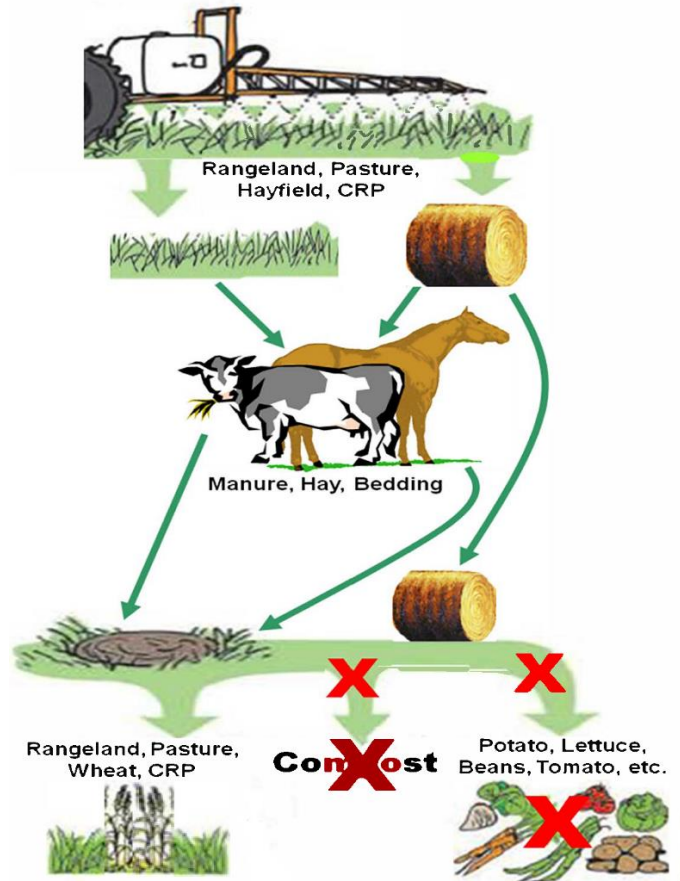
Net Weight:

[Editor Note – Pictogram positioned on the back panel]

**IMPORTANT USE PRECAUTIONS
AND RESTRICTIONS TO PREVENT
INJURY TO DESIRABLE PLANTS**

- Carefully read the section “*Restrictions in Hay or Manure Use.*”
- See “**Use Restrictions**” section. It is mandatory to follow the “**Use Restrictions**” section of this label.
- Manure and urine from animals consuming grass or hay treated with this product may contain enough aminopyralid to cause injury to sensitive broadleaf plants.
- Do not use treated plant residues, including hay or straw from areas treated within the preceding 18 months, in compost, mulch, or mushroom spawn.
- Do not use manure from animals that have grazed forage or eaten hay harvested from treated areas within the previous 3 days, in compost, mulch, or mushroom spawn.
- Consult with an Alligare, LLC representative if you do not understand the Use Precautions and Restrictions. Call (888) 255-4427.

Forage and Manure Management



WARNING: Do not move treated plant materials or manure from animals who have grazed on treated plant materials on sites where manure may be collected or sensitive crops are grown.

{LANGUAGE INSIDE BOOKLET}

PRECAUTIONARY STATEMENTS HAZARDS TO HUMANS AND DOMESTIC ANIMALS WARNING

Causes substantial but temporary eye injury. Harmful if swallowed. Do not get in eyes or on clothing. Avoid contact with skin. Wash thoroughly with soap and water after handling and before eating, drinking, chewing gum, using tobacco, or using the toilet.

Personal Protective Equipment (PPE)

Applicators and other handlers must wear:

- Long-sleeved shirt and long pants
- Shoes plus socks
- Chemical resistant gloves made of barrier laminate, butyl rubber \geq 14 mils, nitrile rubber \geq 14 mils, neoprene rubber \geq 14 mils, natural rubber \geq 14 mils, polyethylene, polyvinyl chloride \geq 14 mils, or viton \geq 14 mils
- Protective eyewear

Follow manufacturer's instructions for cleaning/maintaining PPE. If no such instructions exist for washables, use detergent and hot water. Keep and wash PPE separately from other laundry.

User Safety Recommendations

Users should:

- Wash hands before eating, drinking, chewing gum, using tobacco or using the toilet.
- Remove clothing/gloves immediately if pesticide gets inside. Then wash thoroughly and put on clean clothing.

Environmental Hazards

Do not apply directly to water, to areas where surface water is present or to intertidal areas below the mean high water mark. Do not contaminate water when disposing of equipment washwater or rinsate. Do not contaminate water intended for irrigation or domestic purposes. To avoid injury to crops or other desirable plants, do not treat or allow spray drift or run-off to fall onto banks or bottoms of irrigation ditches, either dry or containing water, or other channels that carry water that may be used for irrigation or domestic purposes. Do not apply to snow or frozen ground

This product may impact surface water quality due to runoff of rain water. This is especially true for poorly draining soils and soils with shallow groundwater. This product is classified as having high potential for reaching both surface water and aquatic sediment runoff for several months after application. A level, well-maintained vegetative buffer strip between areas to which this product is applied and water features such as ponds, streams, and springs will reduce the potential loading of aminopyralid and metsulfuron methyl from runoff water and sediment. Runoff of this product will be greatly reduced by avoiding applications when rainfall or irrigation is expected to occur within 48 hours.

Aminopyralid and metsulfuron methyl are known to leach through soils into groundwater under certain conditions as a result of label use. These chemicals may leach into groundwater if used in areas where soils are permeable, particularly where the water table is shallow. Users are advised not to apply aminopyralid where soils have a rapid to very rapid permeability (such as loamy sand to sand) and the water table of an underlying aquifer is shallow or to soils containing sinkholes over limestone bedrock, severely fractured surfaces, and substrates which would allow direct introduction into an aquifer. Your local agricultural agencies can provide further information on the type of soil in your area and the location of groundwater.

Non-Target Organism Advisory

This product is toxic to plants and may adversely impact the forage and habitat of non-target organisms, including pollinators, in areas adjacent to the treated site. Protect the forage and habitat of non-target organisms by following label directions intended to minimize spray drift. For further guidance and instructions on how to minimize spray drift, refer to the Spray Drift Management section of this label.

Windblown Soil Particles Advisory

This product has the potential to move off-site due to wind erosion. Soils that are subject to wind erosion usually have a high silt and/or fine to very fine sand fractions and low organic matter content. Other factors which can affect the movement of windblown soil include the intensity and direction of prevailing winds, vegetative cover, site slope, rainfall, and drainage patterns. Avoid applying this product if prevailing local conditions may be expected to result in off-site movement.

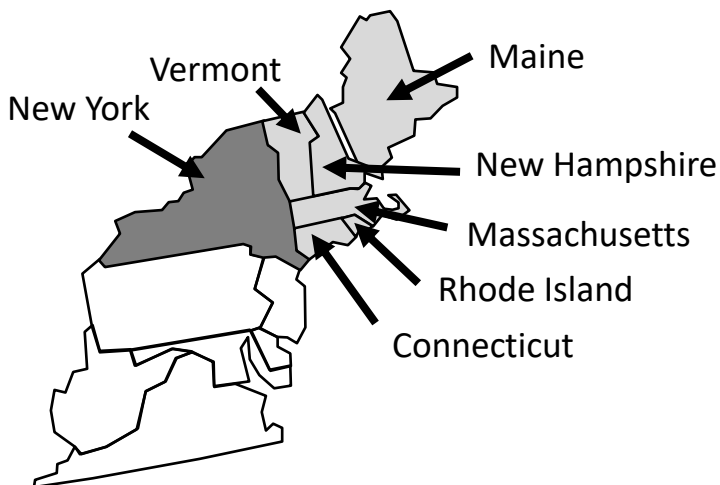
DIRECTIONS FOR USE

It is a violation of Federal law to use this product in a manner inconsistent with its labeling. Read all Directions for Use carefully before applying.

Do not apply this product in a way that will contact workers or other persons, either directly or through drift. Only protected handlers may be in the area during application. For any requirements specific to your State or Tribe, consult the agency responsible for pesticide regulation.

Not For Sale, Distribution, or Use in New York State.

Not for use on pastures in Connecticut, Maine, Massachusetts, New Hampshire, Rhode Island, and Vermont. All other labeled uses are permitted in these states including grazed areas in and around approved use sites.



Light gray = states where use in pastures is not permitted
Dark gray = NY where the product is not registered

AGRICULTURAL USE REQUIREMENTS

Use this product only in accordance with its labeling and with the Worker Protection Standard, 40 CFR part 170. This Standard contains requirements for the protection of agricultural workers on farms, forests, nurseries, and greenhouses, and handlers of agricultural pesticides. It contains requirements for training, decontamination, notification, and emergency assistance. It also contains specific instructions and exceptions pertaining to the statements on this label about Personal Protective Equipment (PPE) and restricted-entry interval. The requirements in this box only apply to uses of this product that are covered by the Worker Protection Standard.

Do not enter or allow worker entry into treated areas during the restricted entry interval (REI) of 48 hours.

PPE required for early entry to treated areas that is permitted under the Worker Protection Standard and that involves contact with anything that has been treated, such as plants, soil, or water, is:

- Coveralls
- Chemical-resistant gloves made of barrier laminate, butyl rubber ≥ 14 mils, nitrile rubber ≥ 14 mils, neoprene rubber ≥ 14 mils, natural rubber ≥ 14 mils, polyethylene, polyvinyl chloride ≥ 14 mils, or viton ≥ 14 mils
- Shoes plus socks

NON-AGRICULTURAL USE REQUIREMENTS

The requirements in this box apply to uses of this product that are NOT within the scope of the Worker Protection Standard for Agricultural Pesticides (40 CFR Part 170). The WPS applies when this product is used to produce agricultural plants on farms, forests, nurseries, or greenhouses.

Entry Restrictions for Non-WPS Uses: Do not enter or allow people or pets to enter the treated area until sprays have dried.

Alligare Aminopyralid + MSM may be applied by aerial or ground equipment to control susceptible broadleaf weeds and certain woody plants, including invasive and noxious weeds on rangeland, permanent grass pastures (including grasses grown for hay), natural areas (such as wildlife management areas, wildlife openings, wildlife habitats, recreation areas, campgrounds, trailheads and trails), and grazed areas in and around these sites without injury to most grasses.

It is permissible to treat non-irrigation ditch banks, seasonally dry wetlands (such as flood plains, deltas, marshes, swamps, or bogs), and transitional areas between upland and lowland sites only when dry. Alligare Aminopyralid + MSM can be used up to the water's edge. Do not apply directly to water and take precautions to minimize overspray to open water when treating target vegetation in and around non-flowing, quiescent, or transient water. When making applications to control unwanted plants on banks or shorelines of flowing water, minimize overspray to open water. Note: Consult local public water control authorities before applying this product in and around public water. Permits may be required to treat such areas.

Weed Resistance Management

This product contains aminopyralid, a Group 4 synthetic auxin, and metsulfuron-methyl, a Group 2 acetolactate synthase (ALS) inhibitor. Appropriate resistance management strategies should be followed.

- Development of plant populations resistant to the mode of action of aminopyralid is usually not a problem on rangeland, permanent grass pastures, Conservation Reserve Program (CRP), or non-cropland sites since these sites receive infrequent pesticide applications. There may be resistant weed biotypes to metsulfuron and adequate control of these species cannot be expected.
- Similar looking biotypes of a given weed species occurring in a treated area may vary in their susceptibility to a herbicide. Application of a herbicide below its labeled rate may allow more tolerant weeds to survive and a shift to more tolerant biotypes within the treated area.
- Where identified, spreading of resistant weeds to other fields may be prevented by cleaning harvesting and tillage equipment before moving to other areas and by planting weed-free seed.
- Scout before and after herbicide application to monitor weed populations for early signs of resistance development. Indicators of possible herbicide resistance include: (1) failure to control a weed species normally controlled by the herbicide at the dose applied, especially if control is achieved on adjacent weeds; (2) a spreading patch of non-controlled plants of a particular weed species; (3) surviving plants mixed with controlled individuals of the same species. If resistance is suspected, prevent weed seed production in the affected area by an alternative herbicide from a different group or by a mechanical method such as mowing.
- Use tank mixtures with herbicides from a different group if such use is permitted. Where information on resistance in target weed species is available, use the less resistance-prone partner

at a rate that will control the target weed(s) equally as well as the more resistance-prone partner. Consult your local extension service or certified crop advisor if you are unsure as to which active ingredient is currently less prone to resistance.

- If a weed pest population continues to progress after treatment with this product, discontinue use of this product, and switch to another management strategy or herbicide with a different mode of action, if available.
- For further information or to report suspected resistance, contact your extension specialist or contact an Alligare, LLC representative at 888-255-4427.

Spray Drift Management

Aerial Applications

- Do not release spray at a height greater than 10 feet above the ground or vegetative canopy unless a greater application height is necessary for pilot safety.
- For applications prior to the emergence of crops and target weeds, applicators are required to use a Coarse or coarser droplet size (ASABE S641).
- For all other applications, applicators are required to use a Medium or coarser droplet size (ASABE S641).
- If the windspeed is greater than 10 mph, the boom length must be 65% or less of the wingspan for fixed wing aircraft and 75% or less of the rotor diameter for helicopters. Otherwise, the boom length must be 75% or less of the wingspan for fixed-wing aircraft and 90% or less of the rotor diameter for helicopters.
- If the windspeed is 10 miles per hour or less, applicators must use ½ swath displacement upwind at the downwind edge of the field. When the windspeed is between 11 -15 miles per hour, applicators must use ¾ swath displacement upwind at the downwind edge of the field.
- Nozzles must be oriented so the spray is directed toward the back of the aircraft.
- Do not apply when wind speeds exceed 10 miles per hour at the application site.
- Do not apply during temperature inversions.

Ground Boom Applications

- Apply with the nozzle height recommended by the manufacturer, but no more than 3 feet above the ground or crop canopy unless making a turf, pasture, or rangeland application, in which case applicators may apply with a nozzle height no more than 4 feet above the ground.
- For applications prior to the emergence of crops and target weeds, applicators are required to use a Coarse or coarser droplet size (ASABE S572).
- For all other applications, applicators are required to use a Medium or coarser droplet size (ASABE S572).
- Do not apply when wind speeds exceed 10 miles per hour at the application site.
- Do not apply during temperature inversions.

Boom-less Ground Applications

- Applicators are required to use a Medium or coarser droplet size (ASABE S572) for all applications.
- Do not apply when wind speeds exceed 10 miles per hour at the application site.
- Do not apply during temperature inversions.

Spray Drift Advisories

THE APPLICATOR IS RESPONSIBLE FOR AVOIDING OFF-SITE SPRAY DRIFT. BE AWARE OF NEARBY NON-TARGET SITES AND ENVIRONMENTAL CONDITIONS.

Boom-less Ground Applications: Setting nozzles at the lowest effective height will help to reduce the potential for spray drift.

Handheld Technology Applications: Take precautions to minimize spray drift.

IMPORTANCE OF DROPLET SIZE

An effective way to reduce spray drift is to apply large droplets. Use the largest droplets that provide target pest control. While applying larger droplets will reduce spray drift, the potential for drift will be greater if applications are made improperly or under unfavorable environmental conditions.

Controlling Droplet Size – Ground Boom

- **Volume:** Increasing the spray volume so that larger droplets are produced will reduce spray drift. Use the highest practical spray volume for the application. If a greater spray volume is needed, consider using a nozzle with a higher flow rate.
- **Pressure:** Use the lowest spray pressure recommended for the nozzle to produce the target spray volume and droplet size.
- **Spray Nozzle:** Use a spray nozzle that is designed for the intended application. Consider using nozzles designed to reduce drift.

Controlling Droplet Size – Aircraft

- **Adjust Nozzles:** Follow nozzle manufacturer's recommendations for setting up nozzles. Generally, to reduce fine droplets, nozzles should be oriented parallel with the airflow in flight.

BOOM HEIGHT – Ground Boom

Use the lowest boom height that is compatible with the spray nozzles that will provide uniform coverage. For ground equipment, the boom should remain level with the crop and have minimal bounce.

RELEASE HEIGHT - Aircraft

Higher release heights increase the potential for spray drift. When applying aurally to crops, do not release spray at a height greater than 10 ft above the crop canopy unless a greater application height is necessary for pilot safety.

SHIELDED SPRAYERS

Shielding the boom or individual nozzles can reduce spray drift. Consider using shielded sprayers. Verify that the shields are not interfering with the uniform deposition of the spray on the target area.

TEMPERATURE AND HUMIDITY

When making applications in hot and dry conditions, use larger droplets to reduce effects of evaporation.

TEMPERATURE INVERSIONS

Drift potential is high during a temperature inversion. Temperature inversions are characterized by increasing temperature with altitude and are common on nights with limited cloud cover and light to no wind. The presence of an inversion can be indicated by ground fog or by the movement of smoke from a ground source or an aircraft smoke generator. Smoke that layers and moves laterally in a concentrated cloud (under low wind conditions) indicates an inversion, while smoke that moves upward and rapidly dissipates indicates good vertical air mixing. Avoid applications during temperature inversions.

WIND

Drift potential generally increases with wind speed. Applicators need to be familiar with local wind patterns and terrain that could affect spray drift

Use Restrictions

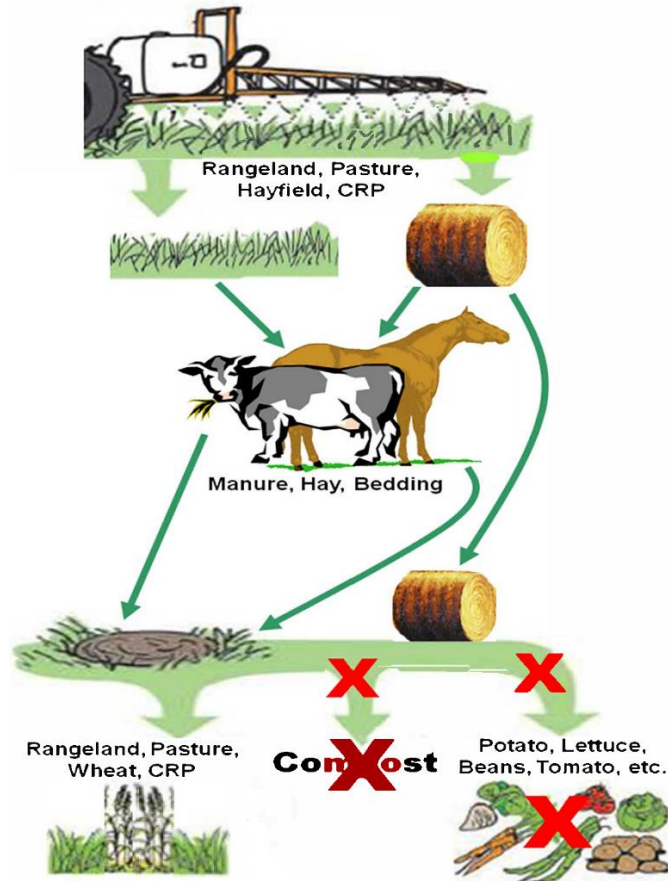
For more information on how to manage aminopyralid treated materials and to prevent aminopyralid from contaminating compost, please visit <https://www.epa.gov/ingredients-used-pesticide-products/registration-review-pyridine-and-pyrimidine-herbicides>.

Consult with an Alligare, LLC representative if you do not understand the Use Precautions and Restrictions. Call 888-255-4427 for more information.

IMPORTANT USE PRECAUTIONS AND RESTRICTIONS TO PREVENT INJURY TO DESIRABLE PLANTS

- Carefully read the section “**Restrictions in Hay or Manure Use.**”
- It is mandatory to follow the “**Use Restrictions**” section of this label.
- Manure and urine from animals consuming grass or hay treated with this product may contain enough aminopyralid to cause injury to sensitive broadleaf plants.
- Do not use treated plant residues, including hay or straw from areas treated within the preceding 18 months, in compost, mulch, or mushroom spawn.
- Do not use manure from animals that have grazed forage or eaten hay harvested from treated areas within the previous 3 days, in compost, mulch, or mushroom spawn.
- Consult with an Alligare, LLC representative if you do not understand the Use Precautions and Restrictions. Call (888) 255-4427.

Forage and Manure Management



WARNING: Do not move treated plant materials or manure from animals who have grazed on treated plant materials on sites where manure may be collected or sensitive crops are grown.

- Hay from areas treated with Alligare Aminopyralid + MSM in the preceding 18 months **CANNOT** be used for silage, haylage, baleage, or green chop.
- Do not use grasses treated with Alligare Aminopyralid + MSM in the preceding 18 months for hay intended for export outside the United States.
- Hay from areas treated with Alligare Aminopyralid + MSM in the preceding 18 months **CANNOT** be distributed or made available for sale off the farm or ranch where harvested.
- Do not move hay made from grass treated with Alligare Aminopyralid + MSM within the preceding 18 months off the farm or ranch.

- Do not use hay or straw from areas treated with Alligare Aminopyralid + MSM within the preceding 18 months or manure from animals feeding on hay treated with Alligare Aminopyralid + MSM compost.
- Do not use grasses treated with Alligare Aminopyralid + MSM in the preceding 18 months for seed production.
- This product is persistent and may be present in treated plant materials for months to years after application.
- Do not sell or transport treated plant materials or manure from animals that have grazed on treated plant materials off-site for compost distribution or for use as animal bedding/feed for 18 months after application. Treated plant materials can be recycled onsite or left in the field to decompose.
- Manure from animals that have grazed or eaten forage or hay harvested from treated areas within the previous three days may only be applied to the fields where the following crops will be grown: pasture grasses, grass grown for seed, or wheat.
- Animals that have been fed aminopyralid-treated forage must be fed forage free of aminopyralid for at least 3 days before movement to an area where manure may be collected, or sensitive crops are grown.

For applications to pasture:

- The applicator must document they have notified property owners/operators, or customers, in writing, of the compost and animal bedding/feed prohibitions within 14 days of the application. Applicators must keep the records of notification for two years. This record must include date of application, the name of the applicator, the EPA registration number of the product applied, the area(s) treated, and a copy of the written notification provided to the property owner/operator. Notification may be made via email, mail, paper handout, or by any other written communication method. Records must be made available to State Pesticide Regulatory Official(s), and to EPA upon request. If this information is already being retained, duplicate records are not needed.
- It is recommended that applicators also transmit at the time of notification relevant educational materials for managing treated plant matter, as available. Additional educational materials for aminopyralid will be posted at: <https://www.epa.gov/ingredients-used-pesticide-products/registration-review-pyridine-and-pyrimidine-herbicides>.
- Applications to pasture by property owners/operators on their own property are exempt from this notification and record keeping requirement.

- **Applications to pasture on public land (i.e., lands managed directly by state, tribal, or local authorities) are exempt from this notification requirement.**

Maximum Application Rate: On all labeled use sites do not broadcast apply more than 3.3 ounce/acre of Alligare Aminopyralid + MSM per year. The total amount of Alligare Aminopyralid + MSM applied broadcast, as a re-treatment, and/or spot treatment cannot exceed 3.3 oz of product per acre per year. Spot treatments may be applied at an equivalent broadcast rate of up to 6.6 oz product of Alligare Aminopyralid + MSM per acre per annual growing season; however, not more than 50% of an acre may be treated at that rate. Do not apply more than a total of 3.3 ounce/acre of Alligare Aminopyralid + MSM per annual growing season as a result of broadcast, spot, or repeat applications.

- Do not use on Timothy hay or other cool-season grasses grown for hay.
- Do not apply this product on lawns, turf, ornamental plantings, urban walkways, driveways, tennis courts, golf courses, athletic fields, commercial sod operations, or other high-maintenance, fine turfgrass areas, or similar areas.
- Do not overseed ryegrass for 4 months after treatment.
- **Alligare Aminopyralid + MSM is highly active against many broadleaf plant species.** Do not use this product on areas where loss of broadleaf plants, including legumes, cannot be tolerated.
- **Chemigation:** Do not apply this product through any type of irrigation system.
- **Do not contaminate water intended for irrigation or domestic purposes.** Do not treat inside banks or bottoms of irrigation ditches, either dry or containing water, or other channels that carry water that may be used for irrigation or domestic purposes.
- Do not apply to irrigated land where the tailwater will be used to irrigate crops.
- Do not use Alligare Aminopyralid + MSM in the following counties of Colorado: Alamosa, Conejos, Costilla, Rio Grande, and Saguache.
- **Trees** adjacent to or in a treated site can occasionally be affected by root uptake of Alligare Aminopyralid + MSM. Do not apply Alligare Aminopyralid + MSM within the root zone of desirable trees unless such injury can be tolerated. Use special caution near roses, and leguminous trees such as locusts, redbud, mimosa, and caragana.
 - Do not apply or drain or flush equipment on or near desirable trees or other plants, or on areas where their roots extend, or in locations where the product may be washed or moved into contact with their roots, as injury or loss of desirable trees or other plants may result.
- Applications made during periods of intense rainfall, to soils saturated with water, surfaces paved with materials such as asphalt or concrete, or soils through which rainfall will not readily penetrate may result in runoff and movement of Alligare Aminopyralid + MSM. Injury to crops may result if treated soil and/or runoff water containing Alligare Aminopyralid + MSM is washed, or moved onto land used to produce crops. Exposure to Alligare Aminopyralid + MSM may injure or kill susceptible crops and other plants, such as grapes, soybeans, tobacco, sensitive ornamentals. Do not treat frozen soil where runoff could damage sensitive plants.
- **Seeding Legumes:** Do not plant forage legumes until a soil bioassay has been conducted to determine if aminopyralid or metsulfuron concentration remaining in the soil will adversely affect the legume establishment.
- Under certain conditions such as heavy rainfall, high pH, prolonged cold weather, or wide fluctuations in day/night temperatures prior to or soon after Alligare Aminopyralid + MSM application, temporary discoloration, and/or grass injury may occur. Alligare Aminopyralid + MSM should not be applied to grass that is stressed by severe weather conditions, drought, low fertility, water-saturated soil, disease, or insect damage, as grass injury may result. Severe winter stress, drought, disease, or insect damage before or following application also may result in grass injury.
- Do not apply to frozen ground as surface runoff may occur.
- Do not apply to snow-covered ground.
- **Grazing and Haying Restrictions:** There are no restrictions on grazing or grass hay harvest intervals following application of Alligare Aminopyralid + MSM at labeled rates. However, cutting hay too soon after spraying weeds will reduce weed control. Wait 14 days after herbicide application to cut grass hay to allow herbicide to work. Do not transfer grazing animals from areas treated with Alligare Aminopyralid + MSM to areas where sensitive broadleaf crops occur without first allowing 3

days of grazing on an untreated pasture. Otherwise, urine and manure may contain enough aminopyralid to cause injury to sensitive broadleaf plants.

- **Grazing Poisonous Plants:** Application of this product may increase palatability of certain poisonous plants. Do not allow livestock to graze areas treated with Alligare Aminopyralid + MSM until poisonous plants are dry and no longer palatable to livestock.
- **Restrictions in Hay or Manure Use:**
 - Do not use treated plant residues, including hay or straw from areas treated within the preceding 18 months, in compost, mulch, or mushroom spawn.
 - Do not use manure from animals that have grazed forage or eaten hay harvested from treated areas within the previous 3 days, in compost, mulch, or mushroom spawn.
 - Do not spread manure from animals that have grazed or consumed forage or eaten hay from treated areas within the previous 3 days on land used for growing susceptible broadleaf crops.
 - Manure from animals that have grazed forage or eaten hay harvested from treated areas within the previous 3 days may only be used on pasture grasses, grass grown for seed, or wheat.
 - Do not plant a broadleaf crop (including soybeans, sunflower, tobacco, vegetables, field beans, peanuts, and potatoes) in fields treated with manure from animals that have grazed forage or eaten hay harvested from aminopyralid-treated areas until an adequately sensitive field bioassay is conducted to determine that the aminopyralid concentration in the soil is at level that is not injurious to the crop to be planted.
 - Do not plant a broadleaf crop in fields treated in the previous year with manure from animals that have grazed forage or eaten hay harvested from treated areas until an adequately sensitive field bioassay is conducted to determine that the aminopyralid concentration in the soil is at level that is not injurious to the crop to be planted.
 - To promote herbicide decomposition, plant residues should be evenly incorporated in the surface soil or burned. Breakdown of aminopyralid in plant residues or manure is more rapid under warm, moist soil conditions and may be enhanced by supplemental irrigation.
- **Crop Rotation:** Do not rotate to any crop from rangeland, permanent pasture, or CRP acres within one year following treatment. Cereals and corn can be planted one year after treatment. Most broadleaf crops are more sensitive and can require **at least 2** years depending on the crop and environmental conditions. Do not plant a broadleaf crop until an adequately sensitive field bioassay shows that the level of aminopyralid or metsulfuron present in the soil will not adversely affect that broadleaf crop.
- **Field Bioassay Instructions:** In fields previously treated with this product, plant short test rows of the intended rotational crop across the original direction of application in a manner to sample variability in field conditions such as soil texture, soil organic matter, soil pH, rainfall pattern, or drainage. The field bioassay can be one year after the last application of aminopyralid in that field. Observe the test crop for symptoms of herbicidal activity, such as poor stand (effect on seed germination), chlorosis (yellowing), and necrosis (dead leaves or shoots), or stunting (reduced growth). If herbicidal symptoms do not occur, the test crop can be grown. If there is apparent herbicidal activity, do not plant the field to the intended rotational crop; plant only to wheat, perennial forage grasses, native grasses or grasses grown for hay.
- **Avoiding Injury to Non-Target Plants:** Do not aerially apply Alligare Aminopyralid + MSM within 50 feet of a border downwind (in the direction of wind movement), or allow spray drift to come in contact with, any broadleaf crop or other desirable broadleaf plants, including, but not limited to, alfalfa, cotton, dry beans, flowers, grapes, lettuce, potatoes, radishes, soybeans, sugar beets, sunflowers, tobacco, tomatoes or other broadleaf or vegetable crop, fruit trees, ornamental plants, or soil where sensitive crops are growing or will be planted. Avoid application under conditions that may allow spray drift because very small quantities of spray may seriously injure susceptible crops. Read the Spray Drift Management section of this label to help minimize the potential for spray drift.
- To reduce the potential for movement of treated soil due to wind erosion, do not apply to powdery dry or light sandy soils until they have been stabilized by rainfall, plant residue mulch, reduced tillage, or other cultural practices. Injury to immediately adjacent crops may occur when treated soil is blown onto land used to produce crops other than pasture, rangeland, or CRP.

Sprayer Clean-Out Instructions

It is recommended to use separate spray equipment on highly sensitive crops such as tobacco, soybeans, peanuts, and tomatoes.

Do not use spray equipment used to apply Alligare Aminopyralid + MSM for other applications to land planted to, or to be planted to, broadleaf plants unless it has been determined that all residues of this herbicide has been removed by thorough cleaning of equipment.

Equipment used to apply Alligare Aminopyralid + MSM should be thoroughly cleaned before reusing to apply any other chemicals as follows:

1. Rinse and flush application equipment thoroughly after use. Dispose of rinse water in non-cropland area away from water supplies.
2. Rinse a second time, adding 1 quart of household ammonia or tank cleaning agent for every 25 gallons of water. Circulate the solution through the entire system so that all internal surfaces are contacted (15 to 20 minutes). Let the solution stand for several hours, preferably overnight.
3. Flush the solution out of the spray tank through the boom.
4. Rinse the system twice with clean water, recirculating and draining each time.
5. Spray nozzles and screens should be removed and cleaned separately.

Do not apply this product with mist blower systems that deliver very fine spray droplets. Use of mist blower equipment can reduce control achieved with the herbicide and increase spray drift potential.

Application Methods

Apply the specified rate of Alligare Aminopyralid + MSM as a coarse low-pressure spray. Do not apply this product with mist blower systems that deliver very fine spray droplets. Spray volume should be sufficient to uniformly cover foliage. Increase the spray volume to ensure thorough and uniform coverage when target vegetation is tall and/or dense. To enhance foliage wetting and coverage, an approved non-ionic agricultural surfactant may be added to the spray mixture as specified by the surfactant label.

Ground Broadcast Application: Higher spray volumes (greater than 10 gallons per acre) generally provide better coverage and better control, particularly in dense and/or tall foliage.

Aerial Broadcast Application: Do not apply less than 2 gallons per acre total spray volume. Five gallons per acre or greater will generally provide better coverage and better control, particularly in dense and/or tall foliage.

High-Volume Foliar Application: High volume foliar treatments may be applied at rates equivalent to a maximum of 3.3 ounces per acre annual growing season. Use sufficient spray volume to thoroughly and uniformly wet foliage and stems.

Spot Application: Spot treatments may be applied at an equivalent broadcast rate of up to 6.6 oz of product per acre per annual growing season; however, not more than 50% of an acre may be treated at that rate. Do not apply more than a total of 3.3 ounce/acre of Alligare Aminopyralid + MSM per annual growing season as a result of broadcast, spot, or repeat applications. Spray volume should be sufficient to thoroughly and uniformly wet weed foliage, but not to the point of runoff. Repeat treatments may be made, but the total amount of Alligare Aminopyralid + MSM applied must not exceed 3.3 ounce/acre per year. Take precautions to minimize spray drift. To prevent misapplication, spot treatments should be applied with a calibrated sprayer.

In general, for spot treatments mix 2.5 oz for weeds and 3.3 oz for brush of Alligare Aminopyralid + MSM per 100 gallons of water (assuming an application volume of 100 gallons per acre).

Product Measurement

Alligare Aminopyralid + MSM is measured using the Alligare Aminopyralid + MSM volumetric measuring cylinder. Scales calibrated in ounces may also be used.

Mixing Instructions

1. Fill the tank 1/4 to 1/3 full with water. (If using liquid nitrogen fertilizer solution in place of water, see Tank Mixtures section for additional details.)
2. While agitating, add the required amount of Alligare Aminopyralid + MSM.
3. Continue agitation until the Alligare Aminopyralid + MSM is fully dispersed, at least 5 minutes.
4. Once the Alligare Aminopyralid + MSM is fully dispersed, maintain agitation and continue filling tank with water. Alligare Aminopyralid + MSM should be thoroughly mixed with water before adding any other material.
5. As the tank is filling, add tank mix partners (if desired) then add the necessary volume of spray adjuvants. Always add spray adjuvants last.
6. If the mixture is not continuously agitated, settling will occur. If settling occurs, thoroughly re-agitate before using.
7. Apply Alligare Aminopyralid + MSM spray mixture within 24 hours of mixing to avoid product degradation.
8. If Alligare Aminopyralid + MSM and a tank mix partner are to be applied in multiple loads, pre-slurry the Alligare Aminopyralid + MSM in clean water prior to adding to the tank. This will prevent the tank mix partner from interfering with the dissolution of the Alligare Aminopyralid + MSM.

Soil pH Limitations

Alligare Aminopyralid + MSM should not be used on soils having a pH above 7.9, as extended soil residual activity could extend crop rotation intervals beyond normal. Under certain conditions, Alligare Aminopyralid + MSM could remain in the soil for 34 months or more injuring wheat and barley. In addition, other crops planted in high-pH soils can be extremely sensitive to low concentrations of Alligare Aminopyralid + MSM.

Checking Soil pH

Before using Alligare Aminopyralid + MSM, determine the soil pH of the areas of intended use. To obtain a representative pH value for the test area, take several 0" to 4" samples from different areas of the field and analyze them separately. Consult local extension publications for additional information on recommended soil-sampling procedures.

Spray Adjuvants

Unless otherwise directed, applications of Alligare Aminopyralid + MSM must include either a crop oil concentrate or a nonionic surfactant. In addition, an ammonium nitrogen fertilizer can be used unless specifically prohibited by tank mix partner labeling. If another herbicide is tank mixed with Alligare Aminopyralid + MSM, select adjuvants authorized for use with both products. Products must contain only EPA-exempt ingredients.

Petroleum Crop Oil Concentrate (COC) or Methylated Seed Oil (MSO)

- Apply at 1% v/v (1 gallon per 100 gallons spray solution) or 2% under arid conditions.
- MSO adjuvants may be used at 0.5% v/v (0.5 gallons per 100 gallons spray solution) if specifically noted on adjuvant product labeling.
- Oil adjuvants must contain at least 80% high quality, petroleum (mineral) or modified vegetable seed oil with at least 15% surfactant emulsifiers.

Nonionic Surfactant (NIS)

- Apply at 0.25% v/v (1 quart per 100 gallons spray solution) or 0.5% under arid conditions.
- Surfactant products must contain at least 60% nonionic surfactant with a hydrophilic/lipophilic balance (HLB) greater than 12.

Ammonium Nitrogen Fertilizer

- Use 2 quarts/acre of a high-quality urea ammonium nitrate (UAN), such as 28%N or 32%N, or 2 pounds/acre of a spray grade ammonium sulfate (AMS). Use 4 quarts/acre UAN or 4 pounds/acre AMS under arid conditions.
- Pensacola bahiagrass control can be reduced when Alligare Aminopyralid + MSM is applied in liquid fertilizer solutions.

Mixing With Liquid Nitrogen Solution Fertilizer

Liquid nitrogen fertilizer solutions may be used as a carrier in place of water. Run a tank mix compatibility test before mixing Alligare Aminopyralid + MSM in fertilizer solution.

Alligare Aminopyralid + MSM must first be slurried with water and then added to liquid nitrogen solutions (e.g., 28-0-0, 32-0-0). Ensure that the agitator is running while the Alligare Aminopyralid + MSM is added. Use of this mixture may result in temporary grass yellowing and stunting.

If using low rates of liquid nitrogen fertilizer (less than 50% of the spray solution volume) in the spray solution, the addition of a non-ionic surfactant is necessary. Add surfactant at 1/4 pt per 100 gal of spray solution (0.03% v/v).

Do not use a spray adjuvant other than non-ionic surfactant. When using high rates of liquid nitrogen fertilizer (greater than or equal to 50% of the spray solution volume) in the spray solution, adding spray adjuvant(s) increases the risk of grass injury. Consult your agricultural dealer, consultant, or Alligare, LLC representative for a specific recommendation before adding an adjuvant to these tank mixtures.

If 2,4-D or MCPA is included with Alligare Aminopyralid + MSM and the fertilizer mixture, ester formulations tend to be more compatible (See manufacturer's label). Do not add spray adjuvants when using Alligare Aminopyralid + MSM in tank mix with 2,4-D ester and liquid nitrogen fertilizer solutions.

Do not use low rates of liquid fertilizer as a substitute for spray adjuvants.

Do not use with liquid fertilizer solutions with a pH less than 3.0.

Special Adjuvant Types

- Combination adjuvant products may be used at doses that provide the required amount of NIS, COC, MSO, and/or ammonium nitrogen fertilizer. Consult product literature for use rates and restrictions. Exception: On tall fescue pastures use a reduced rate of 1/2 to 1 pint non-ionic surfactant per 100 gallons.
- Antifoaming agents may be used if needed.
- Do not use Alligare Aminopyralid + MSM with spray additives that reduce the pH of the spray solution to below 3.0.

Tank Mixing with Other Herbicides: Alligare Aminopyralid + MSM at rates of up to 3.3 ounce/acre may be mixed with labeled rates of other herbicides registered for application on all labeled use sites. Alligare Aminopyralid + MSM may be applied in tank-mix combination with labeled rates of other herbicides provided: (1) the tank-mix product is labeled for the timing and method of application for the use site to be treated and (2) mixing is not prohibited by the label of the registered tank mixed products, and (3) that the tank-mix combination is physically compatible (see tank-mix compatibility testing below). When tank mixing, use only in accordance with the restrictions, precautions, and limitations on the respective product labels.

- It is the pesticide user's responsibility to ensure that all products are registered for the intended use. Read and follow the applicable restrictions and limitations and directions for use on all product labels involved in tank mixing. Users must follow the most restrictive directions for use and precautionary statements of each product in the tank mixture.
- Do not exceed specified application rates. If products containing the same active ingredient are mixed, do not exceed the maximum allowable active ingredient use rates.
- For direct injection or other spray equipment where the product formulations will be mixed in undiluted form, special care should be taken to ensure tank mix compatibility.
- Always perform a jar test to ensure the compatibility of products to be used in tank mixture.

Tank Mix Compatibility Testing: Perform a jar test prior to mixing in a spray tank to ensure compatibility of Alligare Aminopyralid + MSM and other pesticides or carriers. Use a clear glass jar with

lid and mix ingredients in the same order and proportions as will be used in the spray tank. The mixture is compatible if the materials mix readily when the jar is inverted several times. The mixture should remain stable after standing for 1/2 hour or, if separation occurs, should readily remix if agitated. An incompatible mixture is indicated by separation into distinct layers that do not readily remix when agitated and/or the presence of flakes, precipitates, gels, or heavy oily film in the jar. Use of an appropriate compatibility aid may resolve mix incompatibility. If the mixture is incompatible do not use that tank mix partner in tank mixtures.

Note: Foliar-applied liquid fertilizers themselves can cause yellowing of the foliage of forage grasses and other vegetation.

Seeding grasses:

Preemergence: In general, Alligare Aminopyralid + MSM may be applied in the spring or early summer, depending on the target weed species, as a broadcast application over grass that was planted at least 4 months prior to the application and that has been growing under favorable conditions for grass establishment.

With fall applications, do not plant grasses the following spring.

Do not overseed ryegrass for 4 months after treatment.

Application Timing – Established Pastures, Rangeland, and CRP

Alligare Aminopyralid + MSM may be applied to established native grasses such as wheatgrasses, bluestems, and grama, and to other established pasture grasses such as bermudagrass, bluegrass, orchardgrass, bromegrass, and tall fescue that were planted the previous growing season (or earlier) and are fully tillered, unless otherwise directed on this label. Specific application timing information on several of these grass species follows:

- Alligare Aminopyralid + MSM may suppress certain established grasses such as smooth bromegrass (*Bromus inermis*), especially when plants are stressed by adverse environmental conditions. Plants should recover from this transient suppression with the onset of environmental conditions favorable to grass growth and upon release from weed competition.
- Varieties and species of forage grasses differ in their tolerance to herbicides. When using Alligare Aminopyralid + MSM on a particular grass for the first time, limit use to a small area. If no injury occurs throughout the season, larger acreage may be treated.
- Application of Alligare Aminopyralid + MSM to Pensacola bahiagrass, ryegrass (Italian or perennial), and Garrison's creeping foxtail may cause severe injury to and/or loss of pastures.

Tall Fescue Precautions:

Alligare Aminopyralid + MSM may stunt tall fescue, cause it to turn yellow, or cause seed head suppression. To minimize these symptoms, take the following precautions.

- Do not use on tall fescue grown for seed.
- Do not use more than 2 ounce/acre of Alligare Aminopyralid + MSM.
- Tank-mix Alligare Aminopyralid + MSM with 2,4-D.
- Use a reduced rate of non-ionic surfactant at 1/2 to 1 pint per 100 gallons of spray solution (1/16 to 1/8 % v/v).
- Make application later in the spring after the new growth is 5 to 6 inches tall (until after reproductive culm has started to elongate), or in the fall.
- Do not use surfactant when liquid nitrogen is used as a carrier.
- Do not use a spray adjuvant other than non-ionic surfactant.

Initial grass yields may be reduced due to fescue seed head suppression resulting from treatment with Alligare Aminopyralid + MSM at labeled rates. However, this could be beneficial because in tall fescue infected with the fungal endophyte (*Neotyphodium* spp.), the endophyte is concentrated in the seed, and cattle grazing plants with the seed head will get the maximum exposure to the endophyte. Increased levels of ingestions of the fungal endophyte can reduce weight gain and conception rates in cattle. Since the first grazing is often delayed in the spring until long after seed head development, Alligare Aminopyralid + MSM could potentially be used to reduce development of the seed head, thereby reducing the amount of the endophyte that would be consumed by livestock when grazing (see below).

Tall Fescue Seed Head Suppression and Broadleaf Weed Control: Alligare Aminopyralid + MSM herbicide can be used to reduce the number of seed heads of tall fescue when applied prior to flower emergence. For best results apply 2.0 to 2.5 ounce/acre Alligare Aminopyralid + MSM after initial greenup when grass height is approximately 6 inches. Later applications may still be effective, however, the seed head suppression will be less effective, and the number of seed heads could be noticeable higher. Many weed species can be controlled with this application timing in addition to the suppression of seed head development.

Use Rates and Timing

Alligare Aminopyralid + MSM may be applied post emergence as a broadcast spray or as a spot application to control weeds and brush including, but not limited to, those listed on this label. When a rate range is given use the higher rate to control weeds at advanced growth stages, or under less than favorable growing conditions, or for longer residual control. Best results are obtained when spray volume is sufficient to provide uniform coverage of treated weeds. For optimum uptake and translocation of Alligare Aminopyralid + MSM, avoid mowing, haying, shredding, burning, or soil disturbance in treated areas for at least 14 days following application.

Alligare Aminopyralid + MSM also provides preemergence control of emerging seedlings of susceptible weeds, and re-growth of certain perennial weeds following application. Preventing establishment of weeds will depend upon application rate, season of application, and environmental conditions after application.

Alligare Aminopyralid + MSM can provide long-term control of susceptible weeds. The length of control is dependent upon the application rate, condition and growth stage of target weeds, environmental conditions at and following application, and the density and vigor of competing desirable vegetation. Long-term weed control is most effective where grass vegetation is allowed to recover from overgrazing, drought, etc., and compete with weeds.

Alligare Aminopyralid + MSM can be an important component of integrated vegetation management programs designed to renovate or restore desired plant communities. To maximize and extend the benefits of weed control provided by Alligare Aminopyralid + MSM, it is important that other vegetation management practices, including proper grazing management, biological control agents, replanting, fertilization, prescribed fire, etc., be used in appropriate sequences and combinations to further alleviate the adverse effects of weeds on desirable plant species and to promote development of desired plant communities. Agricultural and natural resources specialists with federal and state government agencies can provide guidance on best management practices and development of integrated vegetation management programs.

Species Controlled

Table 1: Grass Weeds Controlled or Suppressed by Alligare Aminopyralid + MSM

Note: Weeds marked with a * indicate more information is included in the specific weed problems section after the table.

Grass Weeds Controlled by Alligare Aminopyralid + MSM

Common Name	Scientific Name	Life Cycle	Plant Family	Alligare Aminopyralid + MSM rate oz/a
arrowgrass, seaside‡	<i>Trifglochin maritima</i>	perennial	Juncaginaceae	3.0-3.3
bahiagrass, Pensacola*	<i>Paspalum notatum</i> Flugge	perennial	Poaceae	2.0-2.5
ryegrass	<i>Lolium multiflorum</i>	annual	Poaceae	2.0-2.5

‡ This symbol denotes weed suppression which is a reduction in weed competition compared to untreated areas. A second treatment may be necessary.

Pensacola bahiagrass control in established Bermudagrass pasture:

Apply Alligare Aminopyralid + MSM at 2-2.5 ounce/acre after green-up in the spring, but before bahiagrass seed head formation. Application should be made when environmental conditions favor grass growth.

Bahiagrass suppression could take up to 30 days before the desired level of control is achieved. Application of 2,4-D mixed with Alligare Aminopyralid + MSM could decrease bahiagrass control.

In pastures severely infested with bahiagrass, a positive response in forage yield may be slowed until desired forage grasses like bermudagrass grow into areas previously infested with bahiagrass. To reduce this effect, consider treating different portions of heavily infested pastures with Alligare Aminopyralid + MSM over a period of several years. Do not apply Alligare Aminopyralid + MSM to an entire farm or ranch in one year. Fertilization and/or replanting may accelerate bermudagrass recovery following bahiagrass control with Alligare Aminopyralid + MSM.

Bahiagrass regrowth may occur in pastures heavily infested with bahiagrass, intense grazing pressure, or when adverse environmental conditions (heat and drought), slows the recovery of desired grass forages.

Alligare Aminopyralid + MSM will not control common or Argentine bahiagrass.

Pensacola bahiagrass control can be reduced when Alligare Aminopyralid + MSM is applied in liquid fertilizer solutions.

General Mix of Broadleaf Weeds: Alligare Aminopyralid + MSM at 2.0 ounce/acre is the standard rate to provide control of most pasture weeds when applied early in the season. If a certain weed is dominant in the pasture, use the rate in Table 2 for that species. The addition of 0.5 lbs ae/acre (1 pint/acre of 4 lb ae/gallon 2,4-D) 2,4-D amine may broaden the weed spectrum.

For rates for specific weeds, see Table 2. The life cycle is included for each weed species. The general timing of application for each life cycle is as follows:

Annuals: Use lower rates when weeds are less than 6 inches and actively growing. Increase rate as season progresses and plants become more mature.

Biennials: Apply in the spring and early summer to rosette or bolting plants or in the fall to seedlings and rosettes before ground is frozen. Use higher rates after bolting through early flower.

Perennials: Apply to vegetative stage prior to bloom. Use higher rate when weeds are larger.

For best results, most weeds should be treated when they are actively growing and under conditions favorable for growth. Use a higher rate in the rate range indicated when growing conditions are less than favorable (drought conditions), weeds are large and mature, weed density and foliage cover is high and canopy height is tall, or when residual control is desired. Alligare Aminopyralid + MSM also provides preemergence control of germinating seeds or seedlings of susceptible weeds following application.

Table 2: Broadleaf Species Controlled with Alligare Aminopyralid + MSM

Note: Weeds marked with * indicate more information is included in the specific weed problems section after the table.

Broadleaf Weeds Controlled by Alligare Aminopyralid + MSM

Common Name	Scientific Name	Life Cycle	Plant Family	Alligare Aminopyralid + MSM rate oz/a
actinomeris, wingstem	<i>Verbesina alternifolia</i>	perennial	Asteraceae	3.0
alyssum, hoary	<i>Berteroa incana</i>	biennial	Brassicaceae	2.0-2.5

Common Name	Scientific Name	Life Cycle	Plant Family	Alligare Aminopyralid + MSM rate oz/a
amaranth, spiny	<i>Amaranthus spinosus</i>	summer annual	Amaranthaceae	1.5-2.0
aster	<i>Aster</i> spp.	perennial	Asteraceae	1.5-2.0
babysbreath	<i>Gypsophila paniculata</i>	perennial	Caryophyllaceae	2.5-3.0
bedstraw	<i>Galium</i> spp.	perennial	Rubiaceae	2.0-2.5
beggarticks	<i>Bidens</i> spp.	annual	Asteracea	2.0-3.0
bittercress	<i>Cardimane</i> spp.	perennial	Brassicaceae	2.0-2.5
blackeyed-susan	<i>Rudbeckia hirta</i>	annual	Asteraceae	1.5-2.0
brackenfern	<i>Pteridiums</i> spp.	perennial	Dennstaedtiaceae	2.5-3.3
broomweed, annual	<i>Amphiachyris dracunculoides</i>	annual	Asteraceae	1.0-1.5
bur buttercup (testiculate)	<i>Ranunculus testiculatus</i>	annual	Ranunculaceae	1.0-1.5
burclover	<i>Medicago</i> spp.	annual	Fabaceae	1.5-2.0
burdock, Common	<i>Arctium minus</i>	biennial	Asteraceae	2.0-2.5
buttercup, hairy	<i>Ranunculus sardous</i>	perennial	Ranunculaceae	1.0-1.5
buttercup, tall	<i>Ranunculus acris</i>	perennial	Ranunculaceae	2.0-2.5
camelthorn	<i>Alhagi pseudalhagi</i>	perennial	Fabaceae	2.0-3.0
cat's ear, common	<i>Hypochaeris radicata</i>	perennial	Asteraceae	2.5-3.3
camphorweed	<i>Heterotheca subaxillaris</i>	summer annual	Asteraceae	2.0-3.0
campion, bladder†	<i>Silene vulgaris</i>	perennial	Caryophyllaceae	2.0-2.5
caraway, wild	<i>Carum carvi</i>	biennial	Apiaceae	2.5-3.0
carrot, wild	<i>Daucus carota</i>	biennial	Apiaceae	2.0-2.5
catchfly, conical	<i>Silene conoidea</i>	annual	Caryophyllaceae	1.0-1.5
chamomile	<i>Matricaria</i> spp.	annual	Asteraceae	2.5-3.0
chickweed, common	<i>Stellaria media</i>	winter annual	Caryophyllaceae	3.0
chicory	<i>Cichorium intybus</i>	perennial	Asteraceae	1.5-2.0
cinquefoil*	<i>Potentilla</i> spp.	perennial	Rosaceae	2.0-2.5
clover, sweet	<i>Melilotus officinalis</i>	biennial	Fabaceae	2.5-3.0
clover, white	<i>Trifolium repens</i>	perennial	Fabaceae	1.5-2.0
cockle, corn	<i>Agrostemma githago</i>	annual	Caryophyllaceae	2.0-3.0
cocklebur	<i>Xanthium strumarium</i>	annual	Asteraceae	1.5-2.0
coreopsis, plains	<i>Coreopsis tinctoria</i>	annual	Asteraceae	2.0-3.0
cowcockle	<i>Vaccaria pyramidata</i>	annual	Caryophyllaceae	1.5-2.0
crazyweed, silky	<i>Oxytropis Lambertii</i>	perennial	Fabaceae	2.0-2.5

Common Name	Scientific Name	Life Cycle	Plant Family	Alligare Aminopyralid + MSM rate oz/a
croton, woolly	<i>Croton capitatus</i>	annual	Euphorbiaceae	1.5-2.0
crownvetch	<i>Securigera varia</i>	perennial	Fabaceae	1.5-2.0
crupina, common	<i>Crupina vulgaris</i>	perennial	Asteraceae	3.0-3.3
cudweed, purple	<i>Gnaphalium purpureum</i>	annual	Asteraceae	2.0-2.5
daisy, oxeye*	<i>Leucanthemum vulgare</i>	perennial	Asteraceae	2.5-3.3
dandelion, common	<i>Taraxacum officinale</i>	perennial	Asteraceae	1.5-2.0
dock	<i>Rumex</i> spp.	perennial	Polygonaceae	2.0-2.5
dyer's woad‡	<i>Istis tinctoria</i>	perennial	Brassicaceae	3.3
evening primrose, cutleaf	<i>Oenothera laciniata</i>	annual	Asteraceae	1.5-2.0
false dandelion, Carolina	<i>Tragopogon dubius</i>	biennial	Asteraceae	1.5-2.0
falseflax, smallseed	<i>Camelina microcarpa</i>	annual/ biennial	Brassicaceae	1.5-2.0
fiddleneck, common	<i>Amsinckia intermedia</i>	annual	Boraginaceae	1.5-2.0
filaree, redstem	<i>Erodium cicutarium</i>	annual/ biennial	Geraniaceae	3.0-3.3
fireweed	<i>Epilobium angustifolium</i>	perennial	Onagraceae	2.5-3.0
fleabane, annual	<i>Erigeron annuus</i>	annual	Asteraceae	1.5-2.0
fleabane, hairy	<i>Conyza bonariensis</i>	annual/ biennial	Asteraceae	2.5-3.3
garlic. wild	<i>Allium vineale</i>	perennial	Liliaceae	1.5-2.0
geranium, Carolina	<i>Geranium carolinianum</i>	winter annual	Geraniaceae	1.5-2.0
goldenrod spp	<i>Solidago canadensis</i>	perennial	Asteraceae	2.0-2.5
gumweed, curlycup	<i>Grindelia squarrosa</i>	biennial	Asteraceae	2.0-2.5
halogeton	<i>Halogeton glomeratus</i>	annual	Chenopodiaceae	3.0-3.3
hawkweed, orange*	<i>Hieracium aurantiacum</i>	perennial	Asteraceae	2.5-3.3
hawkweed, yellow*	<i>Hieracium pratense</i>	perennial	Asteraceae	2.5-3.3
hemlock, poison‡	<i>Conium maculatum</i>	perennial	Apiaceae	2.5-3.3
henbane, black	<i>Hyoscyamus niger</i>	annual/ biennial	Solanaceae	2.5-3.0
henbit	<i>Lamium amplexicaule</i>	annual/ biennial	Lamiaceae	2.0-2.5
hogweed, giant	<i>Heracleum mantegazzianum</i>	perennial	Apiaceae	3.3
horsemint (beebalm)	<i>Monarda</i> spp.	annual	Lamiaceae	1.5-2.0
horsenettle, Carolina	<i>Solanum carolinense</i>	perennial	Solanaceae	2.0-2.5
horseweed (marestail)	<i>Conyza canadensis</i>	annual	Asteraceae	1.5-2.0

Common Name	Scientific Name	Life Cycle	Plant Family	Alligare Aminopyralid + MSM rate oz/a
houndstongue*	<i>Cynoglossum officinale</i>	biennial	Boraginaceae	2.5-3.3
ironweed, tall	<i>Vernonia gigantea</i>	perennial	Asteraceae	2.0-3.0
ironweed, western	<i>Vernonia baldwinii</i>	perennial	Asteraceae	2.0-3.0
knapweed	<i>Centaurea</i> sp.	biennial	Asteraceae	2.5-3.3
knapweed, brown	<i>Centaurea jacea</i>	perennial	Asteraceae	2.5-3.3
knapweed, diffuse*	<i>Centaurea diffusa</i>	biennial	Asteraceae	2.5-3.3
knapweed, Russian*	<i>Acroptilon repens</i>	perennial	Asteraceae	2.5-3.3
knapweed, spotted*	<i>Centaurea stoebe</i>	biennial	Asteraceae	2.5-3.3
knotweed, prostrate	<i>Polygonum aviculare</i>	annual	Polygonaceae	3.0
kochia*	<i>Kochia scoparia</i>	annual	Chenopodiaceae	1.5-2.0
lady's thumb	<i>Polygonum persicaria</i>	annual	Polygonaceae	1.5-2.0
lambsquarters, common	<i>Chenopodium album</i>	annual	Chenopodiaceae	2.0-2.5
lespedeza, annual	<i>Lespedeza striata</i>	annual	Fabaceae	2.0-2.5
lespedeza, sericea*	<i>Lespedeza cuneata</i>	perennial	Fabaceae	2.5-3.0
lettuce, Miner's	<i>Montia perfoliata</i>	annual	Portulacaceae	1.5-2.0
lettuce, prickly*	<i>Lactuca serriola</i>	annual	Asteraceae	1.5-2.0
licorice, wild	<i>Glycyrrhiza lepidota</i>	perennial	Fabaceae	2.5-3.0
locoweed	<i>Astragalus</i> spp.	perennial	Fabaceae	2.0-2.5
loosestrife, purple	<i>Lythrum salicaria</i>	perennial	Lythraceae	3.0-3.3
marshelder, annual‡	<i>Iva annua</i>	annual	Asteraceae	2.0-2.5
mayweed, scentless	<i>Tripleurospermum perforata</i>	annual	Asteraceae	1.5-2.0
mayweed, stinking	<i>Anthemis cotula</i>	annual	Asteraceae	3.0-3.3
medic, black	<i>Medicago lupulina</i>	perennial	Fabaceae	2.0-2.5
Mexican-tea	<i>Dysphania ambrosioides</i>	annual/ perennial	Chenopodiaceae	2.0-2.5
mullein*	<i>Verbascum</i> spp.	biennial	Scrophulariaceae	2.0-3.3
mustard, blue*	<i>Chorispora tenella</i>	annual	Brassicaceae	1.5-2.0
mustard, garlic	<i>Alliaria petiolata</i>	biennial	Brassicaceae	3.3
mustard, tumble/Jim Hill	<i>Sisymbrium altissimum</i>	winter annual	Brassicaceae	1.5-2.0
mustard, wild	<i>Brassica kaber</i>	annual	Brassicaceae	1.5-2.0
needles, Spanish needles	<i>Bidens bipinnata</i>	annual	Asteraceae	2.0-2.5
nightshade, silverleaf	<i>Solanum elaeagnifolium</i>	perennial	Solanaceae	2.0-3.0
oxtongue, bristly	<i>Picris echioides</i>	biennial	Asteraceae	2.5-3.0

Common Name	Scientific Name	Life Cycle	Plant Family	Alligare Aminopyralid + MSM rate oz/a
parsnip, Wild	<i>Pastinaca sativa</i>	biennial	Apiaceae	2.0-3.0
partridgepea	<i>Chamaecrista fasciculata</i>	annual	Fabaceae	2.5-3.0
pea, Swainson	<i>Sphaerophysa salsula</i>	perennial	Fabaceae	2.0-3.0
pepperweed, perennial‡	<i>Lepidium latifolium</i>	perennial	Brassicaceae	3.3
pigweeds	<i>Amaranthus</i> spp.	annual	Amaranthaceae	1.5-2.0
plantain, broadleaf	<i>Plantago major</i>	perennial	Plantaginaceae	2.0-2.5
plantain, buckhorn	<i>Plantago lanceolata</i>	perennial	Plantaginaceae	2.0-2.5
povertyweed	<i>Iva axillaris</i>	perennial	Asteraceae	2.0-3.0
purslane, common	<i>Portulaca oleracea</i>	annual	Portulacaceae	1.5-2.0
ragweed, common	<i>Ambrosia artemisiifolia</i>	annual	Asteraceae	2.0-2.5
ragweed, western*	<i>Ambrosia psilostachya</i>	perennial	Asteraceae	2.0-2.5
ragwort, tansy	<i>Senecio jacobaea</i>	perennial	Asteraceae	2.5-3.0
rush skeletonweed	<i>Chondrilla juncea</i>	perennial	Asteraceae	2.5-3.0
salsify, Western‡	<i>Tragopogon dubius</i>	biennial	Asteraceae	3.0-3.3
shephardspurse	<i>Capsella bursa-pastoris</i>	winter annual	Brassicaceae	1.5-2.0
sicklepod	<i>Senna obtusifolia</i>	annual	Fabaceae	2.5-3.0
sida, arrowleaf	<i>Sida rhombifolia</i>	annual	Malvaceae	2-2.5
smartweed, Pennsylvania	<i>Polygonum pennsylvanicum</i>	annual	Polygonaceae	1.5-2.0
snakeweed, broom*	<i>Gutierrezia sarothrae</i>	perennial	Asteraceae	3.0
sneezeweed, bitter	<i>Helenium amarum</i>	annual	Asteraceae	1.0-1.5
snow-on-the-mountain	<i>Euphorbia marginata</i>	annual	Euphorbiaceae	2.0-2.5
soda apple, tropical*	<i>Solanum viarum</i>	perennial	Solanaceae	2.5-3.0
sorrel, red	<i>Rumex acetosella</i>	perennial	Polygonaceae	2.0-2.5
sowthistle, annual	<i>Sonchus oleraceae</i>	annual	Asteraceae	2.5-3.0
sowthistle, perennial	<i>Sonchus arvensis</i>	perennial	Asteraceae	2.0-2.5
sowthistle, prickly	<i>Sonchus asper</i>	annual	Asteraceae	1.5-2.0
spurge, spotted	<i>Euphorbia maculata</i>	Perennial	Euphorbiaceae	1.5-2.5
St. Johnswort, common	<i>Hypericum perforatum</i>	perennial	Clusiaceae	2.5-3.0
starthistle, purple*	<i>Centaurea calcitrapa</i>	biennial	Asteraceae	1.5-2.0
star-thistle, Malta*	<i>Centaurea melitensis</i>	annual	Asteraceae	1.5-2.0
starthistle, yellow*	<i>Centaurea solstitialis</i>	annual	Asteraceae	1.5-2.0
sunflower, common	<i>Helianthus annua</i>	annual	Asteraceae	1.5-2.0
tansy, common	<i>Tanacetum vulgare</i>	perennial	Asteraceae	2.5-3.3

Common Name	Scientific Name	Life Cycle	Plant Family	Alligare Aminopyralid + MSM rate oz/a
teasel	<i>Dipsacus</i> spp.	biennial	Dipsacaceae	2.0-3.0
thistle, Russian*	<i>Salsola iberica</i>	annual	Chenopodiaceae	1.5-2.0
thistle, artichoke	<i>Cynara cardunculus</i>	perennial	Asteraceae	2.0-3.0
thistle, blessed milk	<i>Silybum marianum</i>	Biennial	Asteraceae	2.0-3.0
thistle, bull*	<i>Cirsium vulgare</i>	biennial	Asteraceae	1.0-2.5
thistle, Canada*	<i>Cirsium arvense</i>	perennial	Asteraceae	2.0-3.3
thistle, Italian	<i>Carduus pycnocephalus</i>	annual	Asteraceae	2.0-3.0
thistle, musk*	<i>Carduus nutans</i>	biennial	Asteraceae	1.0-2.5
thistle, plumeless*	<i>Carduus acanthoides</i>	biennial	Asteraceae	1.0-2.5
thistle, scotch	<i>Onopordum acanthium</i>	biennial	Asteraceae	1.5-2.5
thistle, woolly distaff	<i>Carthamus lanatus</i>	annual	Asteraceae	1.5-2.0
vervain‡	<i>Verbena</i> spp.	perennial	Asteraceae	2.0-2.5
vetch, common*	<i>Vicia sativa</i>	annual	Fabaceae	1.5-2.0
wallflower, bushy	<i>Erysimum repandum</i>	annual	Brassicaceae	1.5-2.0
waterpod	<i>Ellisia nyctelea</i>	annual	Brassicaceae	1.5-2.0
whitetop (hoary cress)*	<i>Cardaria draba</i>	perennial	Brassicaceae	3.3
woodsorrel, yellow	<i>Oxalis stricta</i>	perennial	Oxalidaceae	3.0-3.3
wormwood, absinth*	<i>Artemisia absinthium</i>	perennial	Asteraceae	3.0-3.3
yankeeweed	<i>Eupatorium compositifolium</i>	perennial	Asteraceae	3.0-3.3
yarrow, common	<i>Achillea millefolium</i>	perennial	Asteraceae	1.5-2.0

‡ This symbol denotes weed suppression which is a reduction in weed competition compared to untreated areas. A second treatment may be necessary. The addition of 0.5 lbs ae/acre of 2,4-D may improve initial control.

Hawkweed, orange or yellow: Apply Alligare Aminopyralid + MSM at 2.5 to 3.3 ounce/acre to plants in the bolting stage of development.

Houndstongue: Apply 2.5 ounce/acre to rosettes. As plant bolts, increase the rate to 3.0 to 3.3 ounce/acre up to early bud stage. Add 1 quart of 2,4-D/acre after the bud stage.

Ironweed, Western: Apply Alligare Aminopyralid + MSM at 2.5 to 3.0 ounce/acre when plants are in the vegetative growth stage. The addition of 0.5 to 1 lb ae/acre (1 to 2 pints/acre of 4 lb ae/gallon 2,4-D) of 2,4-D/acre will improve control in dense stands or when ironweed is greater than 6 inches.

Knapweeds, diffuse and spotted: Apply Alligare Aminopyralid + MSM at 2.5 to 3.3 ounce/acre when plants are actively growing with the optimum time of application occurring from rosette to the bolting stages of development or in the fall. Plants will be controlled by mid-summer and fall applications even though plants may not show any changes in form or stature the year of application.

Knapweed, Russian: Apply Alligare Aminopyralid + MSM at 2.5 to 3.3 ounce/acre to plants in the spring and summer to plants from early bud to flowering stage and to dormant plants in the fall.

Lespedeza, Sericea: Apply 2.5 to 3.0 ounce/acre beginning at flower bud initiation through the full bloom stage of growth.

Mullein: Apply 2.0 ounce/acre in the rosette stage in spring or fall. Use rates from 2.5 to 3.3 ounce/acre for bolting plants less than 12 inches tall.

Oxeye daisy: Apply Alligare Aminopyralid + MSM at 2.5 to 3.3 ounce/acre to plants in the prebud stage of development.

Pepperweed, perennial: Apply Alligare Aminopyralid + MSM at 3.3 ounce/acre plus 2 lb ae/a 2, 4-D when plants are at early flowering through bloom for optimum control.

Ragweed, Western: Apply Alligare Aminopyralid + MSM at 2.0 to 2.5 ounce/acre when plants are in the vegetative growth stage. The addition of 0.5 to 1 lb ae/acre (1 to 2 pints/acre of 4 lb ae/gallon 2,4-D) of 2,4-D/acre will improve control in dense stands or when ragweed is greater than 6 inches.

Russian thistle, kochia, and prickly lettuce: Naturally occurring resistant biotypes of these weeds to metsulfuron are known to occur. For best results, use Alligare Aminopyralid + MSM at 1.5 to 2.0 ounces/acre in tank-mix with 2,4-D. Applications to these weeds should be made early to weeds less than 6 inches in height.

Snakeweed, broom: Applications should be made in the fall at 3.0 ounces/acre. Spring applications will provide suppression only.

Soda apple, tropical: Apply Alligare Aminopyralid + MSM at 2.5 to 3.0 ounce/acre at any growth stage, but application by flowering will reduce seed production potential.

Starthistle, malta, purple, and yellow: Apply Alligare Aminopyralid + MSM at 1.5 to 2.0 ounce/acre to plants at the rosette through bolting growth stages.

Sulfur cinquefoil: Apply Alligare Aminopyralid + MSM at 2.0 to 2.5 ounce/acre to plants in the prebud stage of development.

Thistle, Canada: Apply Alligare Aminopyralid + MSM at 2.0 to 3.3 ounce/acre either in the spring after all plants have fully emerged (some may be budding) or until the oldest plants are in full flower stage. Use the higher rate when applying to the flower stage. Applications are also effective in the fall before a killing frost. Use higher rates for older/dense stands or for longer residual control.

Thistles, Bull, musk, and plumeless: Apply Alligare Aminopyralid + MSM at 1.0 to 2.0 ounce/acre in the spring and early summer to rosette or bolting plants or in the fall to seedlings and rosettes. Apply at 2.0 to 2.5 ounce/acre plus 0.5 lb ae/acre 2,4-D when plants are at the late bolt through early flowering growth stages.

Vervain: Alligare Aminopyralid + MSM alone will provide suppression. Apply 1.5 to 2.0 oz/acre of Alligare Aminopyralid + MSM with 0.5 lb ae/acre (1 pint/acre of 4 lb ae/gallon 2,4-D) of 2,4-D.

Whitetop: Apply 3.3 ounce/acre early in the spring to actively growing rosettes or to regrowth before the bud stage. Treatment after bloom is generally less effective and the addition of 2,4-D at 1 lb ae/acre (2 pint/acre of 4 lb ae/gallon 2,4-D) is recommended.

Wormwood, absinth: Apply 3.0 to 3.3 ounce/acre before wormwood is 12 inches tall. When applying by air on CRP, coverage is important and a minimum of 3 GPA is specified. Remove old duff and litter by fire or mowing for best results. Fall applications are also effective if green regrowth is present.

Woody Plant Control:

FOLIAR APPLICATIONS:

For broad spectrum brush control using a foliar application, Alligare Aminopyralid + MSM may be added to tank mixes with [Remedy Ultra (EPA Reg. No. 62719-552)(triclopyr) or] Alligare Triclopyr 4 (EPA Reg. No. 81927-11)(triclopyr) or other herbicides labeled for rangeland to improve brush control on species such as aspen, conifers (pine), elm, maple, cherry, poplar, oak, Scotch broom, boxelder, hackberry, Russian olive, and salt cedar.

For mixed stands of woody species or shrubs such as buckbrush, absinth wormwood, fringe sage, silverberry, shrubby cinquefoil, wild rose, wild strawberry, and pasture sage Apply 2.5-3 oz of Alligare Aminopyralid + MSM with 1 lb ae/A or 2,4-D ester with 0.25% v/v surfactant. Use higher rate for dense stands or later in the application window.

Table 3: Woody Plant Control: Apply Alligare Aminopyralid + MSM at 3.3 ounce/acre at the timing described below

Common Name	Scientific Name	Plant Family	Application Details
blackberry*	<i>Rubus</i> spp.	Rosaceae	Apply when leaves are fully expanded and the plant has stopped rapid spring and early summer growth. Application after bloom and before frost is optimal. It is recommended that after mowing, shredding, or burning, applications should wait until the next season and enough re-growth has occurred for good uptake and translocation.
buckbrush (coralberry) or Western snowberry	<i>Symphoricarpos orbiculus</i> or <i>Symphoricarpos occidentalis</i>	Caprifoliaceae	Apply 3 oz/acre of Alligare Aminopyralid + MSM alone or 2.0 to 3.0 oz/acre with 1 lb ae/acre of 2,4-D ester (2 pints/acre of 4 lb ae/gallon 2,4-D) in the spring when leaves are fully expanded and foliage is mature. Apply 3 oz/acre with 1 lb ae/acre of 2,4-D ester (2 pints/acre of 4 lb ae/gallon 2,4-D) from full leaf expansion up to the flowering stage.
dewberry*	<i>Rubus flagellaris</i>	Rosaceae	Apply when leaves are fully expanded and the foliage is dark green, either before first flower or after fruit drop. Application after fruit drop is preferred until frost. It is recommended that after mowing, shredding, or burning applications should wait until the next season and enough re-growth has occurred for good uptake and translocation.
honey locust	<i>Gleditsia triacanthos</i>	Fabaceae	Apply in spring when leaves are fully expanded and foliage is mature.
honeysuckle	<i>Lonicera japonica</i>	Caprifoliaceae	Apply in spring when leaves are fully expanded and foliage is mature.
kudzu	<i>Pueraria montana</i>	Fabaceae	Apply at or after bloom (July) in the summer until fall when the foliage begins to senesce. Kudzu should be actively growing; avoid treating when drought stressed.
locust, black	<i>Robinia pseudoacacia</i>	Fabaceae	Apply in spring when leaves are fully expanded and foliage is mature.
mimosa	<i>Albizia julibrissin</i>	Fabaceae	Apply after full leaf emergence in the spring until fall foliage color change.
plum, American and sand hill	<i>Prunus Americana</i> and <i>Prunus angustifolia</i>	Rosaceae	Apply in spring when leaves are fully expanded and foliage is mature.
redbud	<i>Cercis canadensis</i>	Fabaceae	Apply after full leaf emergence in the spring until fall foliage color change.
rose, Cherokee	<i>Rosa laevigata</i>	Rosaceae	Apply from full leaf through flowering. For best results, delay treatment for 9-12 months after mowing.

Common Name	Scientific Name	Plant Family	Application Details
rose, multiflora	<i>Rosa multiflora</i>	Rosaceae	Apply from full leaf through flowering. For best results, delay treatment for 9-12 months after mowing.
rose, prairie wild	<i>Rosa arkansana</i>	Rosaceae	Apply from full leaf through flowering. For best results, delay treatment for 9-12 months after mowing.
Tree of heaven	<i>Ailanthus altissima</i>	Simaroubaceae	Apply after full leaf out and before fall foliage color change
wisteria	<i>Wisteria brachybotrys</i>	Fabaceae	Apply after full leaf emergence in the spring until fall foliage color change.
yucca‡	<i>Yucca glauca</i>	Agavaceae	Add 1 lb ai/acre of 2,4-D ester (2 pints/acre of 4 lb ae/gallon 2,4-D) to Alligare Aminopyralid + MSM at 3.3 ounce/acre. Another option for additional woody plant control is Alligare Aminopyralid + MSM plus 1 pint/acre [Remedy® Ultra (EPA Reg. No. 62719-552)(triclopyr) or] Alligare Triclopyr 4 (EPA Reg. No. 81927-11)(triclopyr). Make applications from flower stalk elongation through seed pod development. Crop oil concentrate (COC), Methylated Seed Oil (MSO), or Methylated Seed Oil/ Organosilicone (MSO/OS) are the preferred adjuvants. Aerial application is recommended with a minimum of 4 gallons per acre volume for dense yucca populations.

‡ This symbol denotes weed suppression which is a reduction in weed competition compared to untreated areas. A second treatment may be necessary.

* This recommendation is for blackberry and dewberry control in bermudagrass or other non-sensitive grasses only. For control in tall fescue pastures, only apply Alligare Aminopyralid + MSM as a spot treatment. For broadcast blackberry control in tall fescue pastures, use 1 pint/acre of [Remedy® Ultra (EPA Reg. No. 62719-552)(triclopyr) or] Alligare Triclopyr 4 (EPA Reg. No. 81927-11)(triclopyr) + 1.5 pts/acre of Gunslinger AMP Pasture Herbicide (EPA Reg. No. 81927-81)(aminopyralid and 2,4-D).

STORAGE AND DISPOSAL

Do not contaminate water, food, feed, or fertilizer by storage or disposal.

Pesticide Storage: Store in original container only. In case of spill, contain material and dispose as waste.

Pesticide Disposal: Wastes resulting from the use of this product must be disposed of on site or at an approved waste disposal facility.

[Nonrefillable rigid containers 5 gallons or less:]

[Container Handling: Nonrefillable container. Do not reuse or refill this container. Offer for recycling if available, or puncture and dispose of in a sanitary landfill, or by incineration, or by other procedures allowed by state and local authorities.

Triple rinse container (or equivalent) promptly after emptying. **Triple rinse** as follows: Empty the remaining contents into application equipment or a mix tank. Fill the container 1/4 full with water and recap. Shake for 10 seconds. Pour rinsate into application equipment or a mix tank or store rinsate for later use or disposal. Drain for 10 seconds after the flow begins to drip. Repeat this procedure two more times.]

[Nonrefillable nonrigid containers:]

[Container Handling: Nonrefillable container. Do not reuse or refill this container. Completely empty bag into application equipment. Then offer for recycling if available, or dispose in a sanitary landfill, or by incineration, or by other procedures allowed by state and local authorities.]

[Nonrefillable rigid containers larger than 5 gal:]

[Container Handling: Nonrefillable container. Do not reuse or refill this container. Offer for recycling if available, or puncture and dispose of in a sanitary landfill, or by incineration, or by other procedures allowed by state and local authorities.

Triple rinse or pressure rinse container (or equivalent) promptly after emptying. **Triple rinse** as follows: Empty the remaining contents into application equipment or a mix tank. Fill the container 1/4 full with water. Replace and tighten closures. Tip container on its side and roll it back and forth, ensuring at least one complete revolution, for 30 seconds. Stand the container on its end and tip it back and forth several times. Turn the container over onto its other end and tip it back and forth several times. Empty the rinsate into application equipment or a mix tank or store rinsate for later use or disposal. Repeat this procedure two more times. **Pressure rinse** as follows: Empty the remaining contents into application equipment or a mix tank and continue to drain for 10 seconds after the flow begins to drip. Hold container upside down over application equipment or mix tank or collect rinsate for later use or disposal. Insert pressure rinsing nozzle in the side of the container, and rinse at about 40 psi for at least 30 seconds. Drain for 10 seconds after the flow begins to drip.]

CONDITION OF SALE AND LIMITATION OF WARRANTY AND LIABILITY

To the extent consistent with applicable law, upon purchase or use of this product, purchaser and user agree to the following terms:

Warranty: Alligare, LLC (the Company) warrants that this product conforms to the chemical description on the label in all material respects and is reasonably fit for the purpose referred to in the directions for use, subject to the exceptions noted below, which are beyond the Company's control. To the extent consistent with applicable law, the Company makes no other representation or warranty, express or implied, concerning the product, including no implied warranty of merchantability or fitness for a particular purpose. To the extent consistent with applicable law, no such warranty shall be implied by law, and no agent or representative is authorized to make any such warranty on the Company's behalf.

Terms of Sale: The Company's directions for use of this product must be followed carefully. It is impossible to eliminate all risks inherently associated with use of this product. Crop injury, ineffectiveness or other unintended consequences may result because of such factors as weather conditions, presence of other materials, and the manner of use or application (including failure to adhere to label directions), all of which are beyond the Company's control. To the extent consistent with applicable law, all such risks are assumed by the user.

Limitation of Liability: To the extent consistent with applicable law, the exclusive remedy against the Company for any cause of action relating to the handling or use of this product is a claim for damages, and in no event shall damages or any other recovery of any kind exceed the price of the product which caused the alleged loss, damage, injury or other claim. To the extent consistent with applicable law, under no circumstances shall the Company be liable for any special, indirect, incidental or consequential damages of any kind, including loss of profits or income. Some states do not allow the exclusion or limitation of incidental or consequential damages.

The Company and the seller offer this product, and the purchaser and user accept this product, subject to the foregoing warranty, terms of sale and limitation of liability, which may be varied or modified only by an agreement in writing signed on behalf of the Company by an authorized representative.

[\[RangeLine™ is a trademark of ADAMA group company.\]](#)

[~~20220131~~20240129]