

81927-36

5/29/2014

1/25



UNITED STATES ENVIRONMENTAL PROTECTION AGENCY
WASHINGTON, D.C. 20460

OFFICE OF CHEMICAL SAFETY
AND POLLUTION PREVENTION

Michael Kellogg
Pyxis Regulatory Consulting, Inc.
for Alligare, LLC
4110 136th St., NW
Gig Harbor, WA 98332


MAY 29 2014

Dear Mr. Kellogg:

SUBJECT: Label Amendment – Delete use on Drainage Ditches
Alligare Prodiamine 65 WG Herbicide
EPA Registration No. 81927-36
Your Submission Dated October 29, 2013
Decision # 484709

The label amendment referred to above, submitted in accordance with registration under the Federal Insecticide, Fungicide, and Rodenticide Act, as amended, is acceptable. A stamped copy is enclosed for your records. Please submit one (1) copy of your final printed labeling before you release the product for shipment. This amended labeling supersedes all previously accepted ones. If you have any questions regarding this letter, please contact Dianne Morgan at (703) 305-6217.

Sincerely yours,


Kathryn V. Montague
Product Manager (23)
Herbicide Branch
Registration Division (7505P)

Enclosure

2/25

Alligare Prodiamine 65 WG Herbicide

For preemergence control of grass and broadleaf weeds in:

- established turfgrasses (excluding golf course putting greens), lawns and sod nurseries
- container, field-grown, and landscape ornamentals
- conifer and hardwood seedling nurseries
- established perennials and wildflower plantings
- non crop areas including managed rights-of-way for transportation systems and utilities (including roadways, roadsides, railways, and equipment yards)
- facilities including substations, tank farms, pumping stations, parking and storage areas, and ungrazed fence rows
- Christmas tree farms

ACTIVE INGREDIENT:	% BY WT.
Prodiamine (CAS No. 29091-21-2)	65.0%
OTHER INGREDIENTS:	35.0%
TOTAL:	100.0%

KEEP OUT OF REACH OF CHILDREN CAUTION

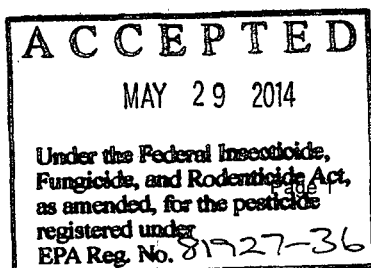
FIRST AID	
If in eyes:	<ul style="list-style-type: none"> • Hold eye open and rinse slowly and gently with water for 15-20 minutes. • Remove contact lenses, if present, after the first 5 minutes, then continue rinsing eye. • Call a poison control center or doctor for treatment advice.
If on skin or clothing:	<ul style="list-style-type: none"> • Take off contaminated clothing. • Rinse skin immediately with plenty of water for 15-20 minutes. • Call a poison control center or doctor for treatment advice.
If inhaled:	<ul style="list-style-type: none"> • Move person to fresh air. • If person is not breathing, call 911 or an ambulance, then give artificial respiration, preferably by mouth-to-mouth, if possible. • Call a poison control center or doctor for further treatment advice.
If swallowed:	<ul style="list-style-type: none"> • Call a poison control center or doctor immediately for treatment advice. • Have person sip a glass of water if able to swallow. • Do not induce vomiting unless told to do so by the poison control center or doctor. • Do not give anything by mouth to an unconscious person.
HOT LINE NUMBER	
Have the product container or label with you when calling a poison control center or doctor, or going for treatment. You may also contact 1-800-424-9300 for emergency medical treatment information.	

PRECAUTIONARY STATEMENTS HAZARDS TO HUMANS AND DOMESTIC ANIMALS CAUTION

Harmful if inhaled or absorbed through the skin. Avoid contact with skin, eyes, or clothing. Avoid breathing dust. Prolonged or frequently repeated skin contact may cause allergic reactions in some individuals.

NET WEIGHT:

EPA Reg. No. 81927-36
EPA Est. No.



Manufactured for:
Alligare, LLC
13 N. 8th Street
Opelika, AL 36801

PERSONAL PROTECTIVE EQUIPMENT (PPE)

WPS USES:

Applicators and other handlers (other than mixers and loaders) who handle this pesticide for any use covered by the Worker Protection Standard (40 CFR Part 170) - in general, agricultural-plant uses are covered - must wear:

- Long-sleeved shirt and long pants
- Chemical resistant gloves, such as butyl rubber ≥14 mils, or neoprene rubber ≥ 14 mils, or nitrile rubber ≥14 mils (See instructions for Category A on the EPA chemical resistance category selection chart if you want other options.)
- Shoes plus socks

Mixers and loaders must wear:

- Long-sleeved shirt and long pants
- Chemical resistant gloves, such as butyl rubber ≥14 mils, or neoprene rubber ≥ 14 mils or nitrile rubber ≥14 mils (See instructions for Category A on the EPA chemical resistance category selection chart if you want other options.)
- Shoes plus socks

NON-WPS USES:

Mixers and loaders who handle this product for any use NOT covered by the Worker Protection Standard (40 CFR Part 170) - in general, only agricultural-plant uses are covered by the WPS - must wear:

- Chemical resistant gloves, such as butyl rubber ≥14 mils, or neoprene rubber ≥ 14 mils or nitrile rubber ≥14 mils (See instructions for Category A on the EPA chemical resistance category selection chart if you want other options.)

Follow manufacturer's instructions for cleaning / maintaining PPE. If no such instructions for washables exist, use detergent and hot water. Keep and wash PPE separately from other laundry.

ENGINEERING CONTROLS STATEMENTS: When handlers use closed systems or enclosed cabs in a manner that meets the requirements listed in the Worker Protection Standard (WPS) for agricultural pesticides [40 CFR 170.240(d)(4-6)], the handler PPE requirements may be reduced or modified as specified in the WPS.

USER SAFETY RECOMMENDATIONS

Users should:

- Wash hands before eating, drinking, chewing gum, using tobacco, or using the toilet.
- Remove clothing immediately if pesticide gets inside. Then wash thoroughly and put on clean clothing.
- After handling this product, immediately wash the outside of gloves before removing them, then remove gloves and all other PPE. Immediately wash thoroughly and change into clean clothing.

ENVIRONMENTAL HAZARDS

This product has low solubility in water. At the limit of solubility, this product is not toxic to fish. However, at concentrations substantially above the level of water solubility, it may be toxic to fish. Do not apply directly to water, to areas where surface water is present, or to intertidal areas below the mean high water mark. Drift and runoff from treated areas may be hazardous to aquatic organisms in adjacent sites. Do not contaminate water when disposing of equipment wash water.

DIRECTIONS FOR USE

It is a violation of Federal law to use this product in a manner inconsistent with its labeling. Do not apply this product in a way that will contact workers or other persons, either directly or through drift. Only protected handlers may be in the area during application. For any requirements specific to your State or Tribe, consult the agency responsible for pesticide regulation.

AGRICULTURAL USE REQUIREMENTS

Use this product only in accordance with its labeling and with the Worker Protection Standard, 40 CFR Part 170. This Standard contains requirements for the protection of agricultural workers on farms, forests, nurseries, and greenhouses, and handlers of agricultural pesticides. It contains requirements for training, decontamination, notification, and emergency assistance. It also contains specific instructions and exceptions pertaining to the statements on this label about personal protective equipment (PPE) and restricted-entry interval. The requirements in this box only apply to uses of this product that are covered by the Worker Protection Standard.

Do not enter or allow worker entry into treated areas during the restricted entry interval (REI) of 12 hours. Exception: If this product is soil-injected or soil-incorporated, the Worker Protection Standard, under certain circumstances, allows workers to enter the treated area if there will be no contact with anything that has been treated.

PPE required for early entry to treated areas that is permitted under the Worker Protection Standard and that involves contact with anything that has been treated, such as plants, soil, or water, is:

- Coveralls
- Waterproof gloves
- Shoes plus socks

NON-AGRICULTURAL USE REQUIREMENTS

The requirements in this box apply to uses of this product that are NOT within the scope of the Worker Protection Standard for agricultural pesticides, 40 CFR Part 170. The WPS applies when this product is used to produce agricultural plants on farms, forests, nurseries or greenhouses.

Do not allow people (other than applicator) or pets on treatment area during application. Do not enter treatment areas until spray has dried.

USE INFORMATION

WHERE TO USE

Alligare Prodiamine 65 WG Herbicide is a preemergence herbicide that provides residual control of many grass and broadleaf weeds in:

- Established turfgrass (excluding golf course putting greens), lawns, and sod nurseries
- Container, field-grown, and landscape ornamentals
- Conifer and hardwood seedling nurseries
- Established perennial and wildflower plantings
- Non-crop areas including managed rights-of-way for transportation systems and utilities (including roadways, roadsides, railways, and equipment yards)
- Facilities including substations, tank farms, pumping stations, parking and storage areas, and ungrazed fence rows
- Christmas tree farms

HOW ALLIGARE PRODIAMINE 65 WG HERBICIDE WORKS

Alligare Prodiamine 65 WG Herbicide controls susceptible weeds by preventing growth and development of newly germinated weed seeds. Weed control is most effective when Alligare Prodiamine 65 WG Herbicide is activated by at least 0.5 inch of rainfall or irrigation or shallow incorporation (1 to 2 inches) before weed seeds germinate and within 14 days following application.

RESTRICTIONS

- Do not graze or feed livestock forage cut from areas treated with Alligare Prodiamine 65 WG Herbicide.
- Do not apply Alligare Prodiamine 65 WG Herbicide to plants that will be consumed for food use.
- Follow all applicable directions, restrictions, and precautions on the labels of EPA-registered tank mix partners.
- Do not blend Alligare Prodiamine 65 WG Herbicide onto dry fertilizer or any other granular material.
- Chemigation Statement: Do not apply this product through any type of irrigation system unless instructed otherwise in this label.
- Do not apply aerially.
- Do not apply to golf course putting greens.

NEW PLANTINGS, REPLANTING, AND ROTATIONAL PLANTINGS

Nursery, landscape, or non-crop land areas treated with Alligare Prodiamine 65 WG Herbicide should be rotated only to ornamental species listed on this label for 1 year following application unless the following test has shown species safety: Before planting a species not listed on this label, it is recommended that several test strips of an indicator plant such as wheat, sorghum, or corn be sown into the treated area. If the indicator plants germinate and grow normally to a height of 12 inches with normal root development, it is safe to plant.

In areas disturbed by new plantings or replanting of labeled species, it may be necessary to retreat exposed soil to maintain satisfactory weed control.

When an adjuvant is to be used with this product, Alligare, LLC suggests the use of a Chemical Producers and Distributors Association certified adjuvant.

MIXING AND APPLICATION PROCEDURES

MIXING

Alligare Prodiamine 65 WG Herbicide must be mixed thoroughly in the spray tank to ensure uniform application. Follow these steps:

1. Fill the spray tank 1/4 full with clean water or fluid fertilizer only.
2. Start agitation and check to ensure it is working properly.
3. Add Alligare Prodiamine 65 WG Herbicide directly into the tank.
4. Add the rest of the carrier to obtain the final spray volume.
5. A spray colorant may be used with Alligare Prodiamine 65 WG Herbicide to mark areas as they are treated. This will improve application accuracy by minimizing swath skips and overlaps.
6. Maintain vigorous agitation in the spray tank before and during the application. This will ensure a well mixed spray suspension.
7. Do not allow spray suspension to dry in the tank. Thoroughly clean the sprayer after use by flushing the system with water containing a detergent. Refer to the Pesticide Disposal section of this label for waste disposal.

TANK MIXING ALLIGARE PRODIAMINE 65 WG HERBICIDE

Alligare Prodiamine 65 WG Herbicide may be tank mixed with certain other EPA-registered herbicides to provide a broader

spectrum of weed control or to control emerged weeds. Refer to the specific directions for use for tank mix partners and consult the label(s) of the individual tank mix partner(s) for use rate, application timing, weeds controlled, and specific precautions and/or restrictions. Tank mixes are permitted only in states where the tank mix partner(s) are registered for the application site and the turf and ornamental species listed. When using Alligare Prodiamine 65 WG Herbicide in a tank mixture with other pesticides, observe the most restrictive label limitations and precautions on the labels of the products used.

Before tank mixing with other pesticides not named on this label, compatibility must be tested. See the **COMPATIBILITY TEST** section below.

COMPATIBILITY TEST

Before mixing Alligare Prodiamine 65 WG Herbicide with other pesticides in the spray tank, test the compatibility by mixing all components (carrier and pesticide products) in a small container in proportionate quantities. For example, a 1 qt. jar would be 1/100 the volume of a 25 gal./acre spray rate. At 1 lb./acre, the Alligare Prodiamine 65 WG Herbicide rate would be proportional to 4.5 g per quart. Add approximately 1.5 teaspoons to a qt. of water. Calculate amounts for other products based on rate per acre. An approximate volume would be 1.5 teaspoons for each lb./acre of a dry formulation and 0.5 teaspoons for each pt./acre of a liquid formulation. (See following table).

**AMOUNT OF COMPONENT TO ADD TO ONE QUART JAR OF SPRAY CARRIER
(Assuming Carrier Volume of 25 gals./Acre)**

COMPONENTS FORMULATIONS	RATE PER ACRE	RATE PER 1,000 SQ. FT.	LEVEL TEASPOONS
Alligare Prodiamine 65 WG Herbicide	1.0 lb.	0.4 oz.	1.5
Dry Tank Mix Partners	1.0 lb.	0.4 oz.	1.5
Liquid Tank Mix Partners	1.0 pt.	0.4 oz.	0.5

If components do not ball up or form flakes, sludge, gels, oily films, or layers, then the mixture is compatible. Incompatibility will usually occur within 5 minutes after mixing. If the components are not compatible, a compatibility agent must be added to the tank mixture. Rerun the test to determine if the mixture is suitable after addition of the compatibility agent. If components are still not compatible, do not tank mix.

MIXING ORDER FOR TANK MIXTURES

Notes:-1. When mixing Alligare Prodiamine 65 WG Herbicide with other components (carrier and partner pesticide products), allow products to completely dissolve between steps. This is key when tank mixing with ester formulations. 2. Maintain agitation throughout mixing and application of the mixture.

Add the products to the spray tank *in the following order*:

1. Add products packaged in water-soluble bags first. Agitate the tank mixture. Allow the water-soluble bags to completely dissolve and the product to disperse before adding any other tank mix partner.
2. Then add water-dispersible granules (WDG or WG formulations) and wettable powders (WP formulations). Add wettable powders to the tank as agitation continues. Allow the product to disperse completely before other products are added.
3. Add spray adjuvants and spray markers. Read the adjuvant's label first and use only those adjuvants approved for application to turf and ornamentals.
4. Add flowable liquids (FL) or suspension concentrates (SC).
5. Add emulsifiable concentrates (EC) last.

APPLICATION

Apply Alligare Prodiamine 65 WG Herbicide in a minimum of 20 gals./acre (0.5 gal./1,000 sq. ft.) of carrier (water and/or fluid fertilizer) using a calibrated, low-pressure sprayer with 50 mesh or coarser screens. A broadcast boom or handheld wand designed for herbicide or insecticide application will provide the best results. Select nozzle pressure and gallonage to provide complete coverage.

SPECIAL USE DIRECTIONS

ESTABLISHED TURF

Alligare Prodiamine 65 WG Herbicide is a preemergence herbicide that, when properly applied, will control certain grass and broadleaf weeds in established turfgrasses including:

- golf courses *excluding* putting greens
- lawns
- sod nurseries

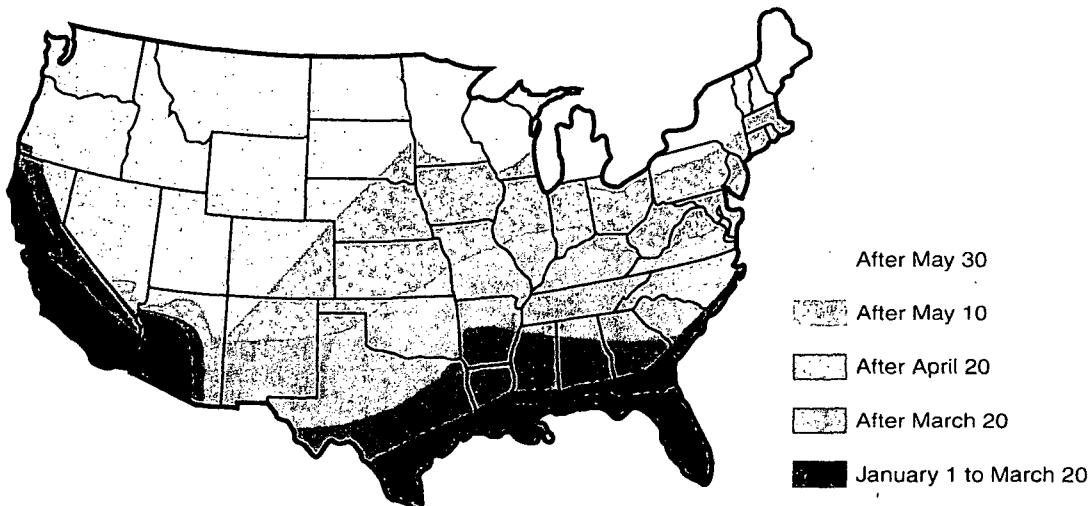
The maximum amount of Alligare Prodiamine 65 WG Herbicide that may be applied per year is given for each turfgrass species in the Annual Use Rates-Turfgrass section of this label.

For optimum weed control, Alligare Prodiamine 65 WG Herbicide should be activated by at least 0.5 inch of rainfall or irrigation before weed seeds germinate and within 14 days following application. See the map below for approximate crabgrass seed germination dates.

6/25

CRABGRASS SEED GERMINATION DATES

Approximate Date



Use Precautions-Turfgrass

1. Do not apply Alligare Prodiamine 65 WG Herbicide to areas where dichondra, colonial bentgrass, velvet bentgrass, or annual bluegrass (*Poa annua*) are desirable species.
2. Do not harvest treated sod within 90 days of application. To avoid turfgrass injury, do not apply to newly set sod until the sod has rooted and exposed edges have filled in.
3. To avoid turfgrass injury, do not apply Alligare Prodiamine 65 WG Herbicide to turf stressed by conditions such as drought, low fertility, or pest damage.
4. Disturbing the herbicide barrier with cultural practices such as disking may result in reduced weed control.
5. Do not apply Alligare Prodiamine 65 WG Herbicide to golf course putting greens.
6. If the depth of the creeping bentgrass root system becomes shallow and root tips contact prodiamine-treated soil, new root formation may be inhibited. Mowing height can affect the depth of a plant's root system. To avoid this, do not apply Alligare Prodiamine 65 WG Herbicide to creeping bentgrass less than 0.5 inch in height.


Application Timing and Rate-Turfgrass

Alligare Prodiamine 65 WG Herbicide may be applied as a single application or in sequential applications to control weeds germinating throughout the year. All applications should be made before target weeds germinate. Alligare Prodiamine 65 WG Herbicide will not control weeds that have already emerged.

The amount of Alligare Prodiamine 65 WG Herbicide to apply is based upon:

1. the length of weed control desired (the higher the application rate, the longer the control) (see Figure 1);
2. the turf species; and
3. the maximum amount which can be applied to the turf species per calendar year (see Table 1).

Figure 1: Length of Crabgrass Control



*Length of control varies by region. This table is an average for planning purposes.

Annual Use Rates-Turfgrass

Alligare Prodiamine 65 WG Herbicide can be applied to the turfgrass species listed in the following table. Do not apply more than the highest rate listed for each species in a calendar year.

7/25

TABLE 1: MAXIMUM APPLICATION RATE
Alligare Prodiamine 65 WG Herbicide Per Calendar Year by Turfgrass Species¹

TURF SPECIES	LBS. OF PRODUCT/ACRE	OZ. OF PRODUCT/1,000 SQ. FT.
Bermudagrass ² Bahia grass Centipedegrass Kikuyugrass Seashore Paspalum St. Augustinegrass ³ Tall Fescue (including turf-type) Zoysiagrass	1.0 - 2.30 ¹	0.36 - 0.83
Buffalograss Kentucky Bluegrass Perennial Ryegrass	0.5 - 1.50 ¹	0.185 - 0.55
Fine Fescue	0.5 - 1.15 ¹	0.185 - 0.42
Creeping Bentgrass (0.5 inches or more in height) ⁴	0.5 - 1.00 ¹	0.185 - 0.37

¹ Alligare Prodiamine 65 WG Herbicide may be applied more than once a year as long as the total amount applied is not greater than the maximum application rate per calendar year for the turf species. All applications must be made before weed seeds germinate.
² May be used on newly sprigged or plugged Bermudagrass at rates not to exceed 0.80 lb./A (0.30 oz./1,000 sq. ft.). Newly sprigged or plugged Bermudagrass stolon rooting may be temporarily retarded.
³ Use an initial rate of 0.75-1.5 lbs. / acre (0.28-0.55 oz./1000 sq. ft.) per application.
⁴ To avoid grass injury, do not apply Alligare Prodiamine 65 WG Herbicide to creeping bentgrass mowed at less than 0.5 inch in height.

Weeds Controlled (Turf, Ornamentals)

When used as directed in this label, Alligare Prodiamine 65 WG Herbicide will control the following weeds:

- Barnyardgrass
- Bluegrass, Annual (*Poa annua*)¹
- Carpetweed
- Chickweed, Common²
- Chickweed, Mouseear (from seed)
- Crabgrass (Large, Smooth)³
- Crowfootgrass
- Cupgrass, Woolly
- Foxtails, Annual
- Goosegrass⁵
- Henbit²
- Itchgrass
- Johnsongrass (from seed)
- Junglerice
- Knotweed²
- Kochia
- Lambsquarters, Common
- Lovegrass
- Panicum (Texas, Fall, Browntop)
- Pigweed
- Purslane, Common
- Pusley, Florida
- Rescuegrass⁴
- Shepherdspurse²
- Signalgrass, Broadleaf
- Speedwell, Persian
- Sprangletop
- Spurge, Prostrate
- Witchgrass
- Woodsorrel, Yellow (from seed)

¹ In areas where *Poa annua* is a winter annual, apply Alligare Prodiamine 65 WG Herbicide (see Table 1) in August or September to established, non-overseeded turf before *Poa annua* seeds germinate. These timings are approximate. Consult State Extension Service for more specific timing for your area. Also see the section of this label "*Poa Annua* Control in Established Bermudagrass Overseeded with Perennial Ryegrass".
² To control this weed, apply Alligare Prodiamine 65 WG Herbicide in late summer, fall, or winter before weed seeds germinate.
³ Fall Applications for Spring Crabgrass Control in Cool-Season Grasses: In those areas where the ground freezes in the winter, Alligare Prodiamine 65 WG Herbicide can be applied in the fall at rates of 1.0-1.15 lbs./acre after the soil temperature falls below 50°F but before the ground freezes. This application will control crabgrass the following spring.
⁴ Suppression only.
⁵ In many areas, a single application of 1.0-2.3 lbs./acre of Alligare Prodiamine 65 WG Herbicide will control goosegrass. However, under heavy goosegrass pressure and/or an extended growing season, the most effective control may be maintained by making a "split application" (i.e. two applications) that does not exceed the maximum application rate per calendar year for the turfgrass species.

WHEN TO APPLY ALLIGARE PRODIAMINE 65 WG HERBICIDE AFTER OVERSEEDING TURF

Injury to desirable seedlings is likely if Alligare Prodiamine 65 WG Herbicide is applied before the secondary roots of seedlings are in the second inch of soil (not thatch plus soil). To reduce the potential to injure overseeded turf, wait 60 days after seeding or until after the second mowing, whichever is longer, before applying Alligare Prodiamine 65 WG Herbicide.

When to Overseed After Application (All States)*-Alligare Prodiamine 65 WG Herbicide will inhibit the development of turfgrass species overseeded too soon after application. Follow rates and intervals in the table below for best overseeding / reseeding results.

*Note: See exceptions for "*Poa annua* control in Established Bermudagrass Overseeded with Perennial Ryegrass" below.

AMOUNT OF ALLIGARE PRODIAMINE 65 WG HERBICIDE Lbs. of Product/Acre	INTERVAL (MONTHS) BEFORE OVERSEEDING*		
	North	Transition	South
0.75	4	4	4

AMOUNT OF ALLIGARE PRODIAMINE 65 WG HERBICIDE Lbs. of Product/Acre	INTERVAL (MONTHS) BEFORE OVERSEEDING*		
	North	Transition	South
1.00	5	4	4
1.15	6	5	5
1.25	-	6	6
1.50	-	7	7
1.75	-	-	9
2.00	-	-	10
2.30	-	-	12

Poa annua control in Established Bermudagrass Overseeded with Perennial Ryegrass (Arizona, California, Nevada, and Texas only)

Use on golf courses (excluding golf course putting greens), lawns, and sod nurseries when overseeding with perennial ryegrass (minimum seeding rate of 350 lbs./A).

HOW MUCH AND WHEN TO APPLY

AMOUNT TO APPLY	WHEN TO APPLY	EXPECTED CONTROL	USE PRECAUTIONS
0.58-1.0 lb./acre	6 to 8 weeks before ryegrass overseeding Second Application: 4 to 8 weeks after overseeding or when perennial ryegrass roots are in the second inch of soil	1 application for 70% or greater control of <i>Poa annua</i> Second application may enhance control.	Some seedling mortality and temporary reduction in root growth of new seedlings may occur. To reduce the potential for seedling mortality, maintain a moist seedbed with light, frequent irrigation. Make no more than 2 applications per year for this use, and do not exceed a total of 1.3 lbs./acre per year. Do not make a second application if any injury to the ryegrass is observed after the first application. Do not make a second application unless the product was first applied before overseeding.

Poa annua control in Perennial Ryegrass Overseedings (Alabama, Louisiana, Georgia, Mississippi, North Carolina, South Carolina, and Tennessee Only)

Use this product on golf courses (excluding golf course putting greens) when overseeding with perennial ryegrass only (minimum seeding rate of 350 lbs./A).

HOW MUCH AND WHEN TO APPLY

AMOUNT TO APPLY	WHEN TO APPLY	EXPECTED CONTROL	USE PRECAUTIONS
0.58 - 1.0 lb./acre	8 to 10 weeks before ryegrass overseeding	70% or greater	Some seedling mortality and temporary reduction in root growth of new seedlings may occur. To reduce the potential for seedling mortality maintain a moist seedbed with light, frequent irrigation. To maximize seedling establishment, use lower rate and/or the maximum time interval before overseeding. To maximize <i>Poa annua</i> control, use higher rate and shorter time interval before overseeding.

CONTAINER, FIELD GROWN, AND LANDSCAPE ORNAMENTALS (INCLUDING CHRISTMAS TREE FARMS)

Application Timing and Information

Alligare Prodiamine 65 WG Herbicide:

1. Will not control emerged weeds.
2. May be applied to newly-transplanted and established ornamentals as broadcast or over-the-top spray.
3. Is most effective when applied to soil free of clods, weeds, and debris such as leaves and mulch.
4. Is most effective when the product is activated in the soil before weed seeds germinate and within 14 days after application.
5. Is activated when the treated area receives at least 0.5 inch of irrigation or rainfall, or shallow (1 to 2 inches) mechanical incorporation.

Use Precautions

To reduce injury potential:

1. In the spring when buds are rapidly growing and expanding, over-the-top application of Alligare Prodiamine 65 WG Herbicide may temporarily injure new growth of desirable plants. To reduce the possibility of injury at this time, wait to apply Alligare Prodiamine 65 WG Herbicide over the top of newly emerged vegetation until it has hardened off unless experience indicates that the ornamental plant will not be injured by the over-the-top application.
2. After application (immediately for deciduous plants) apply overhead irrigation to wash Alligare Prodiamine 65 WG Herbicide from plant surfaces onto soil (watering plants before application may improve the washing process).

Application Sites and Instructions

SITE	APPLICATION INSTRUCTIONS
Newly-Transplanted Container or Field Nursery Stock	Delay application until soil has settled around transplants. Water transplants thoroughly before application. Apply after cuttings form roots and are established. To avoid inhibition of the tissue union, apply before budding/grafting or after buds/grafts have taken.
Established Container, Field Nursery Stock, or Landscape Plants	Apply at any time as a broadcast, over-the-top, or directed spray.
Landscape (or Ornamental) Plantings	Apply as a broadcast, over-the-top, or directed spray. Delay application to newly-transplanted ornamentals until soil has settled around transplants.
Bare Ground Application for Container Placement	Apply to soil (including mulch, gravel, wood chips, or other permeable base) upon which containerized ornamentals are placed. After Alligare Prodiamine 65 WG Herbicide is applied, perform shallow cultivation or hand weeding only, to avoid disturbing the herbicide barrier.
In Shadehouses and Uncovered Polyhouses	After Alligare Prodiamine 65 WG Herbicide is applied, uncovered polyhouses must remain open for at least 7 days and ornamentals must receive 2 irrigations totaling at least ½ inch of water.
Ornamental Bulbs and Perennial Wildflower Plantings	Alligare Prodiamine 65 WG Herbicide may be applied to bulbs or perennial wildflower species listed in the section "Tolerant Ornamental Species." Apply before or after bulbs emerge but before bulbs bloom and weeds emerge. In wildflowers, a postemergence herbicide labeled for wildflowers may be needed to control weeds that have already emerged.

HOW MUCH AND WHEN TO APPLY-(Container, Field Grown, and Landscape Ornamentals)

AMOUNT TO APPLY (BROADCAST)*	WHEN TO APPLY	COMMENTS/INSTRUCTIONS
1.0 - 2.3 lbs./acre or - 0.37 - 0.83-oz./1,000 sq. ft.-	In the fall or spring before weeds germinate or after weeds are removed	Use the higher rate for longer control. Alligare Prodiamine 65 WG Herbicide may be applied more than once per year as long as the total amount of product applied does not exceed 2.3 lbs./acre per year

*Note: For band application calculate amount per acre:

$$\frac{\text{Band width in inches}}{\text{Row width in inches}} \times \text{broadcast rate} = \text{amount to apply per acre of field}$$

EQUIVALENT MEASUREMENTS For Alligare Prodiamine 65 WG Herbicide

lbs./acre	oz./1,000 sq. ft.	Approximate Equivalent – Tablespoons/1,000 sq. ft.
1.0	0.37	1
1.5	0.55	1.5
2.0	0.74	2
2.3	0.83	2.25

Tank Mixtures for Use on Container, Field Grown, and Landscape Ornamentals

Alligare Prodiamine 65 WG Herbicide may be tank mixed with other registered herbicides listed on this label to provide a broader spectrum of weed control or to control emerged weeds. Tank mixes with Alligare Prodiamine 65 WG Herbicide are for use only in states where the tank mix partner(s), application site, and intended use pattern are registered.

Follow the label(s) of the tank mix partner(s) for application rates, timing, weeds controlled, tolerant ornamentals, and specific use precautions and/or restrictions. Before mixing pesticides in the spray tank, test compatibility by mixing the products in a small container first. See the **COMPATIBILITY TEST** section of this label.

Tank Mix Partners For Alligare Prodiamine 65 WG Herbicide on Ornamentals

PRODUCT	PRECAUTIONS/INSTRUCTIONS
Goal® or Galigan® (use on conifers only)	Mix with Alligare Prodiamine 65 WG Herbicide for postemergence control of certain broadleaf weeds including malva and filaree.
Gallery®, Princep®, Pennant®	See product labels for weed spectrum and tolerant ornamentals.
Touchdown®Pro (or other glyphosate-based products), Reward® and Finale®	These nonselective tank mix herbicides control most emerged annual broadleaves and grasses. Take extreme care to prevent tank mixtures with these products from contacting the foliage and stems of turfgrass, trees, shrubs, or other desirable vegetation because desirable vegetation may be severely injured or killed. Apply these tank mixtures as a directed spray and use a shield to prevent spray from contacting foliage of desirable plants. Following instructions on the tank mix partner's label, delay irrigation of the treated area to allow time for the herbicide to be absorbed by weed foliage.

Tolerant Ornamental Species- Container, Field Grown, and Landscape Ornamentals

Alligare Prodiamine 65 WG Herbicide will not harm most trees, shrubs, vines, and flowers. The species listed below in Table 2 are tolerant to Alligare Prodiamine 65 WG Herbicide. Alligare Prodiamine 65 WG Herbicide is approved for application, except in CA,

10/25

to the species in Table 3. Alligare Prodiamine 65 WG Herbicide may be applied over-the-top of the listed species.

When plants are under stress (such as heat, drought, or frost damage), some cultivars of listed plants may be sensitive to Alligare Prodiamine 65 WG Herbicide.

**TABLE 2-Tolerant Ornamental Species
Container, Field Grown, and Landscape (All States)**

COMMON NAME	SCIENTIFIC NAME
Fir species** (Balsam, Fraser, Noble, etc.)	<i>Abies</i> spp.
Japanese Maple	<i>Acer palmatum</i>
Norway Maple***	<i>Acer platanoides</i>
Kiwi*	<i>Actinidia chinensis</i>
Lily-of-the-Nile (African Lily)	<i>Agapanthus africanus</i>
Vine Hill Manzanita	<i>Arctostaphylos densiflora</i>
Cape Weed	<i>Arctotheca calendula</i>
Japanese Aucuba	<i>Aucuba japonica</i>
Barberry	<i>Berberis gladwynensis</i>
Wintergreen Barberry	<i>Berberis julianae</i>
Mentor Barberry	<i>Berberis mentorensis</i>
Japanese Barberry	<i>Berberis thunbergii</i>
Warty Barberry	<i>Berberis verruculosa</i>
Japanese Boxwood	<i>Buxus microphylla</i>
Weeping Bottlebrush	<i>Callistemon viminalis</i>
Scotch Heather	<i>Calluna vulgaris</i>
Hottentot Fig (Ice Plant)	<i>Carpobrotus edulis</i>
Feathery Cassia	<i>Cassia artemisoides</i>
Wild Lilac	<i>Ceanothus rigidus</i>
False Cypress	<i>Chamaecyparis pisifera</i>
Cleyera	<i>Cleyera japonica</i>
Citrus species*	<i>Citrus</i> spp.*
Flowering Dogwood	<i>Cornus florida</i>
American Dogwood	<i>Cornus stolonifera</i>
Pampas Grass	<i>Cortaderia selloana</i>
Cranberry Cotoneaster	<i>Cotoneaster apiculatus</i>
Cotoneaster	<i>Cotoneaster buxifolius</i>
Bearberry Cotoneaster	<i>Cotoneaster dammeri</i>
Rockspray Cotoneaster	<i>Cotoneaster microphyllus</i>
Hawthorne	<i>Crataegus</i> spp.
Italian Cypress	<i>Cupressus sempervirens</i>
White Trailing Ice Plant	<i>Delosperma alba</i>
Hop Bush	<i>Dodonea viscosa</i>
Silverberry	<i>Elaeagnus pungens</i>
Wintercreeper	<i>Euonymus fortunei</i>
Japanese Spindle Tree (Evergreen Euonymus)	<i>Euonymus japonica</i>
Spreading Euonymus	<i>Euonymus kiautschovica</i>
Japanese Aralia	<i>Fatsia japonica</i>
Border Forsythia	<i>Forsythia intermedia</i>

COMMON NAME	SCIENTIFIC NAME
Greenstem Forsythia	<i>Forsythia viridissima</i>
Gardenia, Cape-Jasmine	<i>Gardenia jasminoides</i>
Gladiolus species**	<i>Gladiolus</i> spp.
English Ivy	<i>Hedera helix</i>
Rose of Sharon**	<i>Hibiscus</i>
Chinese Hibiscus**	<i>Hibiscus Rosa-sinensis</i>
Chinese Holly**	<i>Ilex cornuta</i>
Japanese Holly	<i>Ilex crenata</i>
American Holly	<i>Ilex opaca</i>
Holly	<i>Ilex pernyi</i>
Yaupon Holly	<i>Ilex vomitoria</i>
Iris species**	<i>Iris</i> spp.
Winter Jasmine	<i>Jasminium nudiflorum</i>
Chinese Juniper	<i>Juniperus chinensis</i>
Shore Juniper	<i>Juniperus conferta</i>
Creeping Juniper	<i>Juniperus horizontalis</i>
Walnut*	<i>Juglans</i> spp.
Shrimp Plant	<i>Justicia brandegeana</i>
Grape Myrtle	<i>Lagerstromia indica</i>
Amur Privet	<i>Ligustrum amurense</i>
Japanese Privet	<i>Ligustrum japonicum</i>
Glossy Privet (wax-leaf)	<i>Ligustrum lucidum</i>
Big Blue Lillyturf	<i>Liriope muscari</i>
Japanese Honeysuckle	<i>Lonicera japonica</i>
Tatarian Honeysuckle	<i>Lonicera tatarica</i>
Magnolia species**	<i>Magnolia</i> spp.
Ice Plant	<i>Maleophora luteola</i>
Crabapple*	<i>Malus</i> spp.
Heavenly Bamboo	<i>Nandina domestica</i>
Narcissus species**	<i>Narcissus</i> spp.
Oleander	<i>Nerium</i> spp.
Olive*	<i>Olea europaea</i>
Mondo Grass**	<i>Ophiopogon japonicus</i>
Trailing African Daisy	<i>Osteospermum fruticosum</i>
Sourwood	<i>Oxydendrum arboreum</i>
Avocado*	<i>Persea americana</i>
Frasier's Photinia (Redtip)	<i>Photinia fraseri</i>
Spruce species** (Colorado Blue, Norway, etc.)	<i>Picea</i> spp.
Lily-of-the Valley Shrub	<i>Pieris japonica</i>
Calabrian Pine	<i>Pinus brutia</i>
Canary Island Pine	<i>Pinus canariensis</i>
Slash Pine	<i>Pinus elliotii</i>
Aleppo Pine	<i>Pinus halepensis</i>

12/25

COMMON NAME	SCIENTIFIC NAME
Austrian Black Pine	<i>Pinus nigra</i>
Longleaf Pine	<i>Pinus palustris</i>
Monterey Pine	<i>Pinus radiata</i>
Eastern White Pine	<i>Pinus strobus</i>
Scotch Pine	<i>Pinus sylvestris</i>
Loblolly Pine	<i>Pinus taeda</i>
Japanese Black Pine	<i>Pinus thunbergiana</i>
Virginia Pine	<i>Pinus virginiana</i>
Pistachio*	<i>Pistacia</i> spp.
Queensland Pittosporum	<i>Pittosporum rhombifolium</i>
Japanese Pittosporum	<i>Pittosporum tobira</i>
Japanese Yew	<i>Podocarpus macrophyllus</i>
English Laurel	<i>Prunus laurocerasus</i>
Almond, Apricot, Nectarine, Peach, Plum, and Prune*	<i>Prunus</i> spp.
Douglas Fir***	<i>Pseudotsuga menziesii</i>
Firethorn, Scarlet	<i>Pyracantha coccinea</i>
Firethorn, Chinese	<i>Pyracantha fortuneana</i>
Firethorn, Formosa	<i>Pyracantha koidzumii</i>
Bradford Pear spp.	<i>Pyrus</i> spp.
Oak species	<i>Quercus rubra</i>
Indian Hawthorne	<i>Raphiolepis indica</i>
'Coral Bells' 'Formosa' 'Hino-crimson' 'PJM' 'Roseum Elegans'	<i>Rhododendron</i> (including <i>Azalea</i>)
Lady Bank's Rose	<i>Rosa banksiae</i>
Rosemary*	<i>Rosmarinus officinalis</i>
Leatherleaf Fern	<i>Rumohra adiantiformis</i>
	<i>Santolina virens</i>
Stonecrop	<i>Sedum album</i>
Japanese Boxcherry	<i>Syzygium paniculatum</i>
Japanese Yew	<i>Taxus cuspidata</i>
Yew	<i>Taxus media</i>
American Arborvitae	<i>Thuja occidentalis</i>
Star Jasmine	<i>Trachelospermum asiaticum</i>
Canada Hemlock	<i>Tsuga canadensis</i>
Tulip species	<i>Tulipa</i> spp.
Japanese Viburnum	<i>Viburnum japonicum</i>
Sweet Viburnum	<i>Viburnum odoratissimum</i>
Japanese Snowball	<i>Viburnum plicatum</i>
Canary Island Viburnum	<i>Viburnum rigidum</i>
Laurustinus	<i>Viburnum tinus</i>

COMMON NAME	SCIENTIFIC NAME
Cranberry Bush	<i>Viburnum trilobium</i>
Leatherleaf Viburnum	<i>Viburnum wrightii</i>
Vinca	<i>Vinca major</i>
Dwarf Periwinkle	<i>Vinca minor</i>
Grape*	<i>Vitis</i> spp.
Old Fashioned Weigela	<i>Weigela florida</i>
Spanish Bayonet	<i>Yucca aloifolia</i>
Yucca, Adam's Needle	<i>Yucca filamentosa</i>

* Do not use on food producing trees, vines, or plants.

** Not for use on container grown plants.

***Landscape ornamentals only

**TABLE 3-Tolerant Ornamental Species
Container, Field Grown, and Landscape (All States Except CA)**

COMMON NAME	SCIENTIFIC NAME
Abelia: Sherwood	<i>Abelia grandiflora</i>
Yarrow: King Edward	<i>Achillea</i> spp.
	<i>Agapanthus orientalis</i>
Five-Leaf or Chocolate Vine	<i>Akebia quintata</i>
Lady's Leek, Nodding Onion	<i>Allium cernuum</i>
Japanese Anemone	<i>Anemone hybrida</i>
Aquilegia: Red and Gold	<i>Aquilegia</i> spp.
Wormwood; Silver Mound, Castle	<i>Artemisia</i> spp.
Aster: Bonny Blue, Purple Dome	<i>Aster</i> spp.
	<i>Aster X frikartii</i>
Lady Fern; Fern Lady	<i>Athyrium filix-femina</i>
Fibrous Begonia: Hardy Grandis	<i>Begonia</i> spp.
	<i>Bergenia cordifolia</i>
Snowbank	<i>Boltonia asteroides</i>
Bougainvillea	<i>Bougainvillea</i> spp.
Butterfly-Bush (Dwarf Blue); Royal Red	<i>Buddleia davidii</i>
Crimson Bottlebrush	<i>Callistemon citrinus</i>
Tussock Bellflower; (White Clips)	<i>Campanula carpatica</i>
Trumpet Creeper, Trumpet Flower, Madame Galen	<i>Campis X tagliabuana</i>
	<i>Ceratostigma plumbaginoides</i>
	<i>Chrysanthemum nipponicum</i>
Coreopsis (Calliopsis); Early Sunrise, Moonbeam	<i>Coreopsis</i> spp.
Lucifer	<i>Crocsmia</i> spp.
Cooperi Pink	<i>Delosperma</i> spp.
Larkspur; Blue Elf	<i>Delphinium</i> spp.
Dianthus, Maiden Pinks 'Zing'	<i>Dianthus deltoides</i>
Cheddar Pink	<i>Dianthus gratianopolitanus</i>
Coneflower, Purple; Magnus	<i>Echinacea purpurea</i>
Weeping Forsythia	<i>Forsythia suspensa</i>
Gaillardia, Blanket Flower: 'Goblin'	<i>Gaillardia</i> spp.

14/25

COMMON NAME	SCIENTIFIC NAME
	<i>Gaura</i> spp.
Gentian	<i>Gentiana dahurica</i>
Cranesbill	<i>Geranium cinereum</i>
Baby's Breath	<i>Gypsophila repens</i>
Sunrose	<i>Helianthemum</i> spp.
Daylily: Aztec Gold, Stella De Oro, Tender Love	<i>Hemerocallis</i> spp.
Coral Bell; Bridget Bloom	<i>Heucherella</i> spp.
Mallow; Disco Belle White	<i>Hibiscus</i> spp.
Hosta, Plantain Lily (Fragrant)	<i>Hosta plantaginea</i>
Hosta, 'Searsucker'	<i>Hosta sieboldiana</i>
	<i>Houttuynia cordata</i> var. <i>variegata</i>
Bigleaf Hydrangea	<i>Hydrangea macrophylla</i>
	<i>Inula ensifolia</i>
Sword-Leaved Iris; Jodlesong	<i>Iris ensata</i>
Siberian Iris; Cabernet	<i>Iris siberica</i>
Parsoni	<i>Juniperus davurica</i>
Crape Myrtle; Tuscarora	<i>Lagerstromia indica</i> X <i>fauriei</i>
Weeping Lantana	<i>Lantana montevidensis</i>
Lavender; Munstead	<i>Lavender</i> spp.
Edelweiss	<i>Leontopodium alpinum</i>
Chinese Privet; Variegata	<i>Ligustrum sinense</i>
Lily; Jazz	<i>Lilium</i> spp.
Liriope, Variegated	<i>Liriope muscari</i> var. <i>variegata</i>
Liriope, Creeping	<i>Liriope spicata</i>
Cardinal Flower, Indian Pink	<i>Lobelia cardinalis</i>
Burgundy	<i>Loropetalum chinense</i>
Loosestrife; Modern Pink	<i>Lythrum</i> spp.
Yaku Jima**, Silberfeder**	<i>Miscanthus sinensis</i>
Evening Primrose	<i>Oenothera missouriensis</i>
Osmanthus (False Holly): Gulf Tide	<i>Osmanthus heterophyllus</i>
Tree Peony	<i>Paeonia suffruticosa</i>
Fountain Grass (Dwarf)**	<i>Pennisetum setaceum</i>
	<i>Perovskia atriplicifolia</i>
Dragonhead, False; Vivid	<i>Physostegia virginiana</i>
Oak, Shumard's Red	<i>Quercus Shumardii</i>
Yedda Hawthorne	<i>Raphiolepis umbellata</i>
'Delaware Valley White'	<i>Rhododendron</i> (including <i>Azalea</i>)
'Flame Creeper'	
'Girard Crimson'	
'George L. Tabor'	
'Wakeiebisu'	
'White Gumpo'	
Black-Eyed Susan: Goldstrum	<i>Rudbeckia</i> spp.

COMMON NAME	SCIENTIFIC NAME
Saxifrage; Purple Dome	<i>Saxifraga</i> spp.
Pincushion Flower	<i>Scabiosa</i> spp.
Stonecrop; Lidakense	<i>Sedum cauticola</i>
Stonecrop	<i>Sedum dasyphyllum</i>
Stonecrop; Dragon's Blood	<i>Sedum spurium</i>
Spirea; Anthony Waterer	<i>Spiraea bumalda</i>
Australian Brushcherry	<i>Syzygium paniculatum</i>
Germander	<i>Teucrium</i> spp.
Meadow Rue	<i>Thalictrum dipterocarpum</i>
Veronica, Speedwell; Sunny Border	<i>Veronica</i> spp.
Arrowood Viburnum	<i>Viburnum suspensum</i>

** Not for use on container grown plants.

VEGETATION MANAGEMENT

Alligare Prodiamine 65 WG Herbicide may be applied to soil surfaces for preemergence control of many grass and broadleaf weeds in:

- Non-crop areas, including ornamentals (does not include container or field grown ornamentals) and established perennial and wildflower plantings on or surrounding:
 - Managed rights-of-way for transportation systems and utilities including roadways, roadsides, railways, and equipment yards;
 - Facilities including substations, tank farms, pumping stations, parking and storage areas, and ungrazed fence rows.

Weeds Controlled-Vegetation Management

When used as directed in this label, Alligare Prodiamine 65 WG Herbicide will control the following weeds:

Barnyardgrass	Kochia
Bluegrass, Annual (<i>Poa annua</i>) ¹	Lambsquarters, Common
Carpetweed	Lovegrass
Chickweed, Common ¹	Panicum (Texas, Fall, Browntop)
Chickweed, Mouseear (from seed)	Pigweed
Crabgrass (Large, Smooth) ³	Purslane, Common
Crowfootgrass	Pusley, Florida
Cupgrass, Woolly	Rescuegrass ²
Foxtails, Annual	Sheperdspurse ¹
Goosegrass ³	Signalgrass, Broadleaf
Henbit ¹	Speedwell, Persian
Itchgrass	Sprangletop
Johnsongrass (from seed)	Spurge, Prostrate
Junglerice	Witchgrass
Knotweed ¹	Woodsorrel, Yellow (from seed)

¹ To control this weed, apply Alligare Prodiamine 65 WG Herbicide in late summer, fall, or winter before weed seeds germinate.

² Suppression only.

³ Sequential applications may be made as long as the total amount of product applied does not exceed 2.3 lbs./A per year. To control weeds, all applications must be made before weed seeds germinate.

Application Timing and Information-Vegetation Management

Alligare Prodiamine 65 WG Herbicide:

1. Provides residual preemergence weed control.
2. Will not control emerged weeds.
3. May be applied to newly transplanted and established ornamentals as a broadcast or over-the-top spray.
4. Is most effective when the product is activated in the soil before weed seeds germinate and within 14 days after application.
5. Is activated when the treated area receives at least 0.5 inches of irrigation or rainfall or shallow (1-2 inches) mechanical incorporation.
6. Is most effective when applied to soil free of clods, weeds, and debris such as leaves and mulch.

Use Precautions-Vegetation Management

To reduce injury potential:

1. Direct application of Alligare Prodiamine 65 WG Herbicide to rapidly growing tissue or buds may injure desirable plants. In the spring when buds are rapidly growing and expanding, over-the-top application of Alligare Prodiamine 65 WG Herbicide may temporarily injure new growth of desirable plants. To reduce the possibility of injury at this time, wait to apply Alligare Prodiamine 65 WG Herbicide over the top of newly emerged vegetation until it has hardened off unless your experience

indicates that the ornamental plant will not be injured by the over-the-top application.

- After application (immediately for deciduous plants), irrigate the treated area to wash Alligare Prodiamine 65 WG Herbicide from plant surfaces onto soil. Watering plants before application may improve the washing process.

How Much and When to Apply-Vegetation Management

AMOUNT TO APPLY (BROADCAST)*	WHEN TO APPLY	COMMENTS/INSTRUCTIONS
1.0-2.3 lbs./A. or 0.37-0.83 oz./1,000 sq. ft.	In fall and/or spring before weeds germinate or after weeds are removed.	Use the higher rate for longer control. Alligare Prodiamine 65 WG Herbicide may be applied more than once per year as long as the total amount of product applied does not exceed 2.3 lbs./A. per year.

*Note: For band application calculate amount per acre:

$$\frac{\text{Band width in inches}}{\text{Row width in inches}} \times \text{broadcast rate} = \text{amt. to apply per acre of field}$$

Equivalent Measurements for Alligare Prodiamine 65 WG Herbicide

lbs./A	oz./1,000 sq. ft.	Approximate Equivalent Tablespoons/1,000 sq. ft.
1.0	0.37	1
1.5	0.55	1 1/2
2.0	0.74	2
2.3	0.83	2 1/4

Application Sites and Use Precautions-Vegetation Management

SITE	USE PRECAUTIONS
Ornamental Trees, Shrubs, Vines	Apply as a broadcast, over-the-top, or as a directed spray. Delay applications to newly transplanted ornamentals until soil has settled around transplants.
Ornamental Bulbs and Perennial Wildflower Plantings	May be applied to bulbs or perennial wildflower species listed in the section "Tolerant Ornamental Species." Apply before or after bulbs emerge but before bloom and weeds emerge. In wildflowers, a postemergence herbicide labeled for wildflowers may be needed to control weeds that have already emerged.

Tank Mixtures-Vegetation Management

Alligare Prodiamine 65 WG Herbicide may be tank mixed with other registered herbicides listed on this label to provide a broader spectrum of weed control or to control emerged weeds. Tank mixes with Alligare Prodiamine 65 WG Herbicide are for use only in states where the tank mix partner(s), application site, and intended use pattern are registered.

Follow the label(s) of the tank mix partner(s) for application rates, timing, weeds controlled, tolerant ornamentals, and specific use precautions and/or restrictions. Before combining tank mix partners in the spray tank, test compatibility by mixing the products in a small container. See the **COMPATIBILITY TEST** section.

Tank Mixing and Application

Tank Mix Partners for Alligare Prodiamine 65 WG Herbicide-Vegetation Management

PRODUCT	PRECAUTIONS/INSTRUCTIONS
Goal [®] , Galigan [®] (use on conifers only)	Mix with Alligare Prodiamine 65 WG Herbicide for postemergence control of certain broadleaf weeds including malva and filaree.
Gallery [®] , Princep [®] , Pennant [®]	See product labels for weed spectrum and tolerant ornamentals.
Touchdown [®] Pro (or other glyphosate-based labeled products), Reward [®] and Finale [®]	These non-selective tank mix herbicides control most emerged annual broadleaves and grasses. Take extreme care to prevent tank mixtures with these partner products from contacting the foliage and stems of turfgrass, trees, shrubs, or other desirable vegetation because desirable vegetation may be severely injured or killed. Apply these tank mixtures as a directed spray and use a shield to prevent spray from contacting foliage of desirable plants. Follow instructions on the tank mix partner's label, delay irrigation of the treated area to allow time for the herbicide to be absorbed by weed foliage.

Tolerant Ornamental Species*-Vegetation Management

***Not for use on container or field grown ornamentals**

Alligare Prodiamine 65 WG Herbicide will not harm most trees, shrubs, vines, and flowers. The species listed below in Table 4 are tolerant to Alligare Prodiamine 65 WG Herbicide.

Alligare Prodiamine 65 WG Herbicide is approved for application, except in California, to the species in Table 5. Alligare Prodiamine 65 WG Herbicide may be applied over-the-top of the listed species.

When plants are under stress (such as heat, drought, or frost damage), some cultivars of listed plants may be sensitive to Alligare

Prodiamine 65 WG Herbicide.

Table 4: Tolerant Ornamental Species*-Vegetation Management-All States

COMMON NAME	SCIENTIFIC NAME
Fir species (Balsam, Fraser, Noble, etc.)	<i>Abies</i> spp.
Japanese Maple	<i>Acer palmatum</i>
Norway Maple***	<i>Acer platanoides</i>
Kiwi**	<i>Actinidia chinensis</i>
Lily-of-the-Nile (African Lily)	<i>Agapanthus africanus</i>
Vine Hill Manzanita	<i>Arctostaphylos densiflora</i>
Cape Weed	<i>Arctotheca calendula</i>
Japanese Aucuba	<i>Aucuba japonica</i>
Barberry	<i>Berberis gladwynensis</i>
Wintergreen Barberry	<i>Berberis julianae</i>
Mentor Barberry	<i>Berberis mentorensis</i>
Japanese Barberry	<i>Berberis thunbergii</i>
Warty Barberry	<i>Berberis verruculosa</i>
Japanese Boxwood	<i>Buxus microphylla</i>
Weeping Bottlebrush	<i>Callistemon viminalis</i>
Scotch Heather	<i>Calluna vulgaris</i>
Hottentot Fig (Ice Plant)	<i>Carpobrotus edulis</i>
Feathery Cassia	<i>Cassia artemisoides</i>
Wild Lilac	<i>Ceanothus rigidus</i>
False Cypress	<i>Chamaecyparis pisifera</i>
Cleyera	<i>Cleyera japonica</i>
Citrus species**	<i>Citrus</i> spp.
Flowering Dogwood	<i>Cornus florida</i>
American Dogwood	<i>Cornus stolonifera</i>
Pampas Grass	<i>Cortaderia selloana</i>
Cranberry Cotoneaster	<i>Cotoneaster apiculatus</i>
Cotoneaster	<i>Cotoneaster buxifolius</i>
Bearberry Cotoneaster	<i>Cotoneaster dammeri</i>
Rockspray Cotoneaster	<i>Cotoneaster microphyllus</i>
Hawthorne	<i>Crataegus</i> spp.
Italian Cypress	<i>Cupressus sempervirens</i>
White Trailing Ice Plant	<i>Delosperma alba</i>
Hop Bush	<i>Dodonea viscosa</i>
Silverberry	<i>Elaeagnus pungens</i>
Wintercreeper	<i>Euonymus fortunei</i>
Japanese Spindle Tree (Evergreen Euonymus)	<i>Euonymus japonica</i>
Spreading Euonymus	<i>Euonymus kiautschovica</i>
Japanese Aralia	<i>Fatsia japonica</i>
Border Forsythia	<i>Forsythia intermedia</i>
Greenstem Forsythia	<i>Forsythia viridissima</i>
Gardenia, Cape-Jasmine	<i>Gardenia jasminoides</i>

18/25

COMMON NAME	SCIENTIFIC NAME
Gladiolus species	<i>Gladiolus</i> spp.
English Ivy	<i>Hedera helix</i>
Rose of Sharon	<i>Hibiscus</i>
Chinese Hibiscus	<i>Hibiscus Rosa-sinensis</i>
Chinese Holly	<i>Ilex cornuta</i>
Japanese Holly	<i>Ilex crenata</i>
American Holly	<i>Ilex opaca</i>
Holly	<i>Ilex pernyi</i>
Yaupon Holly	<i>Ilex vomitoria</i>
Iris species	<i>Iris</i> spp.
Winter Jasmine	<i>Jasminium nudiflorum</i>
Chinese Juniper	<i>Juniperus chinensis</i>
Shore Juniper	<i>Juniperus conferta</i>
Creeping Juniper	<i>Juniperus horizontalis</i>
Walnut**	<i>Juglans</i> spp.
Shrimp Plant	<i>Justicia brandegeana</i>
Crape Myrtle	<i>Lagerstromia indica</i>
Amur Privet	<i>Ligustrum amurense</i>
Japanese Privet	<i>Ligustrum japonicum</i>
Glossy Privet (wax-leaf)	<i>Ligustrum lucidum</i>
Big Blue Lillyturf	<i>Liriope muscari</i>
Japanese Honeysuckle	<i>Lonicera japonica</i>
Tatarian Honeysuckle	<i>Lonicera tatarica</i>
Magnolia species	<i>Magnolia</i> spp.
Ice Plant	<i>Maleophora luteola</i>
Crabapple**	<i>Malus</i> spp.
Heavenly Bamboo	<i>Nandina domestica</i>
Narcissus species	<i>Narcissus</i> spp.
Oleander	<i>Nerium</i> spp.
Olive**	<i>Olea europaea</i>
Mondo Grass	<i>Ophiopogon japonicus</i>
Trailing African Daisy	<i>Osteospermum fruticosum</i>
Sourwood	<i>Oxydendrum arboreum</i>
Avocado**	<i>Persea americana</i>
Frasier's Photinia (Redtip)	<i>Photinia fraseri</i>
Spruce species*** (Colorado Blue, Norway, etc.)	<i>Picea</i> spp.
Lily-of-the Valley Shrub	<i>Pieris japonica</i>
Calabrian Pine	<i>Pinus brutia</i>
Canary Island Pine	<i>Pinus canariensis</i>
Slash Pine	<i>Pinus elliottii</i>
Aleppo Pine	<i>Pinus halepensis</i>
Austrian Black Pine	<i>Pinus nigra</i>
Longleaf Pine	<i>Pinus palustris</i>

COMMON NAME	SCIENTIFIC NAME
Monterey Pine	<i>Pinus radiata</i>
Eastern White Pine	<i>Pinus strobus</i>
Scotch Pine	<i>Pinus sylvestris</i>
Loblolly Pine	<i>Pinus taeda</i>
Japanese Black Pine	<i>Pinus thunbergiana</i>
Virginia Pine	<i>Pinus virginiana</i>
Pistachio**	<i>Pistacia</i> spp.
Queensland Pittosporum	<i>Pittosporum rhombifolium</i>
Japanese Pittosporum	<i>Pittosporum tobira</i>
Japanese Yew	<i>Podocarpus macrophyllus</i>
English Laurel	<i>Prunus laurocerasus</i>
Almond, Apricot, Nectarine, Peach, Plum, Prune**	<i>Prunus</i> spp.
Douglas Fir***	<i>Pseudotsuga menziesii</i>
Firethorn, Scarlet	<i>Pyracantha coccinea</i>
Firethorn, Chinese	<i>Pyracantha fortuneana</i>
Firethorn, Formosa	<i>Pyracantha koidzumii</i>
Bradford Pear spp.	<i>Pyrus</i> spp.
Oak species	<i>Quercus rubra</i>
Indian Hawthorne	<i>Raphiolepis indica</i>
'Coral Bells'	<i>Rhododendron</i> (including <i>Azalea</i>)
'Formosa'	
'Hino-crimson'	
'PJM'	
'Roseum Elegans'	
Lady Bank's Rose	<i>Rosa banksiae</i>
Rosemary**	<i>Rosmarinus officinalis</i>
Leatherleaf Fern	<i>Rumohra adiantiformis</i>
	<i>Santolina virens</i>
Stonecrop	<i>Sedum album</i>
Japanese Boxcherry	<i>Syzygium paniculatum</i>
Japanese Yew	<i>Taxus cuspidata</i>
Yew	<i>Taxus media</i>
American Arborvitae	<i>Thuja occidentalis</i>
Star Jasmine	<i>Trachelospermum asiaticum</i>
Canada Hemlock	<i>Tsuga canadensis</i>
Tulip species	<i>Tulipa</i> spp.
Japanese Viburnum	<i>Viburnum japonicum</i>
Sweet Viburnum	<i>Viburnum odoratissimum</i>
Japanese Snowball	<i>Viburnum plicatum</i>
Canary Island Viburnum	<i>Viburnum rigidum</i>
Laurustinus	<i>Viburnum tinus</i>
Cranberry Bush	<i>Viburnum trilobium</i>

COMMON NAME	SCIENTIFIC NAME
Leatherleaf Viburnum	<i>Viburnum wrightii</i>
Vinca	<i>Vinca major</i>
Dwarf Periwinkle	<i>Vinca minor</i>
Grape**	<i>Vitis</i> spp.**
Old Fashioned Weigela	<i>Weigela florida</i>
Spanish Bayonet	<i>Yucca aloifolia</i>
Yucca, Adam's Needle	<i>Yucca filamentosa</i>

*Not for use on container or field grown ornamentals.

**Do not use on food producing trees, vines, or plants.

***Landscape ornamentals only.

TABLE 5: TOLERANT ORNAMENTAL SPECIES*-Vegetation Management (All States Except CA)

COMMON NAME	SCIENTIFIC NAME
Abelia: Sherwood	<i>Abelia grandiflora</i>
Yarrow: King Edward	<i>Achillea</i> spp.
	<i>Agapanthus orientalis</i>
Five-Leaf or Chocolate Vine	<i>Akebia quintata</i>
Lady's Leek, Nodding Onion	<i>Allium cernuum</i>
Japanese Anemone	<i>Anemone hybrida</i>
Aquilegia: Red and Gold	<i>Aquilegia</i> spp.
Wormwood; Silver Mound, Castle	<i>Artemisia</i> spp.
Aster: Bonny Blue, Purple Dome	<i>Aster</i> spp.
	<i>Aster X frikartii</i>
Lady Fern; Fern Lady	<i>Athyrium filix-femina</i>
Fibrous Begonia: Hardy Grandis	<i>Begonia</i> spp.
	<i>Bergenia cordifolia</i>
Snowbank	<i>Boltonia asteroides</i>
Bougainvillea	<i>Bougainvillea</i> spp.
Butterfly-Bush (Dwarf Blue); Royal Red	<i>Buddleia davidii</i>
Crimson Bottlebrush	<i>Callistemon citrinus</i>
Tussock Bellflower; (White Clips)	<i>Campanula carpatica</i>
Trumpet Creeper, Trumpet Flower, Madame Galen	<i>Campis X tagliabuana</i>
	<i>Ceratostigma plumbaginoides</i>
	<i>Chrysanthemum nipponicum</i>
Coreopsis (Calliopsis); Early Sunrise, Moonbeam	<i>Coreopsis</i> spp.
Lucifer	<i>Crococsmia</i> spp.
Cooperi Pink	<i>Delosperma</i> spp.
Larkspur; Blue Elf	<i>Delphinium</i> spp.
Dianthus, Maiden Pinks 'Zing'	<i>Dianthus deltoides</i>
Cheddar Pink	<i>Dianthus gratianopolitanus</i>
Coneflower, Purple; Magnus	<i>Echinacea purpurea</i>
Weeping Forsythia	<i>Forsythia suspensa</i>
Gaillardia, Blanket Flower: 'Goblin'	<i>Gaillardia</i> spp.
	<i>Gaura</i> spp.
Gentian	<i>Gentiana dahurica</i>

COMMON NAME	SCIENTIFIC NAME
Cranesbill	<i>Geranium cinereum</i>
Baby's Breath	<i>Gypsophila repens</i>
Sunrose	<i>Helianthemum</i> spp.
Daylily: Aztec Gold, Stella De Oro, Tender Love	<i>Hemerocallis</i> spp.
Coral Bell; Bridget Bloom	<i>Heucherella</i> spp.
Mallow; Disco Belle White	<i>Hibiscus</i> spp.
Hosta, Plantain Lily (Fragrant)	<i>Hosta plantaginea</i>
Hosta, 'Searsucker'	<i>Hosta sieboldiana</i>
	<i>Houttuynia cordata</i> var. <i>variegata</i>
Bigleaf Hydrangea	<i>Hydrangea macrophylla</i>
	<i>Inula ensifolia</i>
Sword-Leaved Iris; Jodlesong	<i>Iris ensata</i>
Siberian Iris; Cabernet	<i>Iris siberica</i>
Parsoni	<i>Juniperus davurica</i>
Crape Myrtle; Tuscarora	<i>Lagerstromia indica</i> X <i>fauriei</i>
Weeping Lantana	<i>Lantana montevidensis</i>
Lavender; Munstead	<i>Lavender</i> spp.
Edelweiss	<i>Leontopodium alpinum</i>
Chinese Privet; Variegata	<i>Ligustrum sinense</i>
Lily; Jazz	<i>Lilium</i> spp.
Liriope, Variegated	<i>Liriope muscari</i> var. <i>variegata</i>
Liriope, Creeping	<i>Liriope spicata</i>
Cardinal Flower, Indian Pink	<i>Lobelia cardinalis</i>
Burgundy	<i>Loropetalum chinense</i>
Loosestrife; Modern Pink	<i>Lythrum</i> spp.
Yaku Jima, Silberfeder**	<i>Miscanthus sinensis</i>
Evening Primrose	<i>Oenothera missourensis</i>
Osmanthus (False Holly): Gulf Tide	<i>Osmanthus heterophyllus</i>
Tree Peony	<i>Paeonia suffruticosa</i>
Fountain Grass (Dwarf)**	<i>Pennisetum setaceum</i>
	<i>Perovskia atriplicifolia</i>
Dragonhead, False; Vivid	<i>Physostegia virginiana</i>
Oak, Shumard's Red 44	<i>Quercus shumardii</i>
Yedda Hawthorne	<i>Raphiolepis umbellata</i>
'Delaware Valley White'	<i>Rhododendron</i> (including <i>Azalea</i>)
'Flame Creeper'	
'Girard Crimson'	
'George L. Tabor'	
'Wakeiebisu'	
'White Gumpo'	
Black-Eyed Susan: Goldstrum	<i>Rudbeckia</i> spp.
Saxifrage; Purple Dome	<i>Saxifraga</i> spp.
Pincushion Flower	<i>Scabiosa</i> spp.

COMMON NAME	SCIENTIFIC NAME
Stonecrop; Lidakense	<i>Sedum cauticola</i>
Stonecrop	<i>Sedum dasyphyllum</i>
Stonecrop; Dragon's Blood	<i>Sedum spurium</i>
Spirea; Anthony Waterer	<i>Spiraea bumalda</i>
Australian Brushcherry	<i>Syzygium paniculatum</i>
Germander	<i>Teucrium</i> spp.
Meadow Rue	<i>Thalictrum dipterocarpum</i>
Veronica, Speedwell; Sunny Border	<i>Veronica</i> spp.
Arrowood Viburnum	<i>Viburnum suspensum</i>

*Not for use on container or field grown ornamentals.
 ** Landscape ornamentals only.

CONIFER AND HARDWOOD SEEDLING NURSERIES (NON-ORNAMENTAL, FORESTRY USE ONLY)-VEGETATION MANAGEMENT-ALLIGARE PRODIAMINE 65 WG HERBICIDE

1. Provides residual preemergence weed control in conifer and hardwood seedling nurseries.
2. Provides the most effective weed control when the product is activated in the soil by 0.5 inch of irrigation or rainfall before weed seeds germinate and within 14 days after application.
3. Should be applied to conifer and hardwood seedling nurseries any time after the soil has settled around newly transplanted seedlings and liners.

SITE	APPLICATION RATE		TIMING	COMMENTS/INSTRUCTIONS
	LBS./A	OZ./1,000 SQ.FT		
Conifer and Hardwood Seedling Nurseries	1.0-2.3	0.37-0.84	Apply in fall or spring before weed seeds germinate or after weeds are removed.	Use higher rate range for longer control. More than one application per year is permitted, but do not apply more than 2.3 lbs./A per year.
Southern Pine Seedbeds	0.75	---	Just after seeding and/or a minimum of 3 weeks after most seedlings have shed their seedcoat.	To assist in the establishment of Southern pine seedbeds, apply this product preemergence just after seeding pines. Application after emergence of pine seedlings should not occur until 3 weeks after most seedlings have shed their seedcoat. Mix this product with clean water and broadcast spray at 20 to 40 psi in a minimum of 20 gals. of water per treated area. After application, sprinkler irrigate beds with approximately 1/2 inch of water.
Hardwood, Seedbeds: Oak (<i>Quercus</i> spp.), Sweetgum, Green Ash	0.75-1.5	---	When seedlings are at least 6 weeks old (from time of 50% germination)	Use higher rate for longer control and when higher weed pressure is anticipated. The lower rate will provide 2 to 3 months of weed control. Broadcast to beds and apply approximately 1/2 inch of sprinkler irrigation afterwards.

Tank Mixtures-Conifer Seedling Nurseries-Vegetation Management

Alligare Prodiamine 65 WG Herbicide may be tank mixed with other registered herbicides listed on this label to provide a broader spectrum of weed control or to control emerged weeds. Tank mixes with Alligare Prodiamine 65 WG Herbicide are for use only in states where the tank mix partner, application site, and intended use pattern are registered.

Follow the label of the tank mix partner for application rates, timing, weeds controlled, tolerant ornamentals, and specific use precautions and/or restrictions. Before combining the tank mix partner in the spray tank, test compatibility by mixing the products in small container. See the **COMPATIBILITY TEST** section.

Tank Mixing and Application-Vegetation Management

Tank Mix Partner for Alligare Prodiamine 65 WG Herbicide-Conifer Seedling Nurseries

PRODUCT	PRECAUTIONS/INSTRUCTIONS
Goal [®] , Galigan [®] (use on conifers only)	Mix with Alligare Prodiamine 65 WG Herbicide for postemergence control of certain broadleaf weeds including malva and filaree.

VEGETATION MANAGEMENT (NON-CROP AREAS)

- May be applied in soil surfaces for preemergence control of many grass and broadleaf weeds.

- Is most effective when activated by at least 0.5 inch rainfall or irrigation, or shallow incorporation before weed seeds germinate and within 14 days after application.

SITE	APPLICATION RATE		TIMING	COMMENTS/INSTRUCTIONS
	LBS./A	OZ./1000 SQ. FT		
NonCrop Areas, Including, ornamentals, on or surrounding managed rights-of-way for transportation systems and utilities (including roadways, roadsides, railways, and equipment yards) Facilities including substations, tank farms, pumping stations, parking and storage areas, and ungrazed fence rows	1.0-2.3	0.36-0.83	Before weed seeds germinate	Use higher rate for longer control. This product may be applied more than once per year but do not apply more than 2.3 lbs./A per year.

Alligare Prodiamine 65 WG Herbicide may be tank mixed with other registered herbicides to provide a broader spectrum of weed control or to control emerged weeds or brush. Tank mixes with Alligare Prodiamine 65 WG Herbicide are for use only in states where the tank mix partner(s) are registered for the application site.

Tank-mix Partners with Alligare Prodiamine 65 WG Herbicide-Vegetation Management

PRODUCTS	COMMENTS
Touchdown [®] Pro (and glyphosate-based products ¹) Gramoxone [®] , Reward [®] , Predict [®] , Princep [®] , Vanquish [®] , diuron-based products ¹ , Finale [®] , Gallery, Garlon [®] , Goal [®] , Krovar [®] I and II, Oust [®] , Arsenal [®] , Spike [™] , and Telar [®]	Follow the label(s) of the tank mix partner(s) for application rates, timing, weeds controlled, tolerant ornamentals, and specific use precautions and/or restrictions. Do not mix Alligare Prodiamine 65 WG Herbicide with any product whose label prohibits mixing with another pesticide.

¹ Products with this chemical as the active ingredient and which are labeled for the same use may be used.

CHEMIGATION INSTRUCTIONS-OVERHEAD SPRINKLER IRRIGATION APPLICATION

Use Precautions

1. Apply this product only through an overhead sprinkler irrigation system. Do not apply this product through any other type of irrigation system.
2. Crop injury, lack of effectiveness, or illegal pesticide residues in the crop can result from nonuniform distribution of treated water. If you have questions about calibration, contact State Extension Service specialists, equipment manufacturers, or other experts.
3. To avoid injury to foliage, make sure foliage is sufficiently wet before application or adequate irrigation is applied after application.
4. If sprinkler distribution patterns do not overlap sufficiently, unacceptable weed control may result.
5. If sprinkler distribution patterns overlap excessively, injury to leatherleaf ferns may result.
6. Do not connect an irrigation system (including greenhouse systems) used for pesticide application to public water systems unless pesticide label-described safety devices for public water systems are in place.
7. If necessary, a person knowledgeable of the chemigation system and responsible for its operation, or someone under the supervision of the responsible person, shall shut the system down and make necessary adjustments.

Operation Instructions

1. The system must contain a functional check valve, vacuum relief valve, and low-pressure drain appropriately located on the irrigation pipeline to prevent water source contamination from backflow.
2. The pesticide injection pipeline must contain a functional automatic, quick closing check valve to prevent the flow of fluid back toward the injection pump.
3. The pesticide injection pipeline must also contain a functional, normally closed, solenoid-operated valve located on the intake side of the injection pump and connected to the system interlock to prevent fluid from being withdrawn from the supply tank when the irrigation system is either automatically or manually shut down.
4. The system must contain functional interlocking controls to automatically shut off the pesticide injection pump when the water pump motor stops.
5. The irrigation line or water pump must include a functional pressure switch which will stop the water pump motor when the water pressure decreases to the point where pesticide distribution is adversely affected.
6. Systems must use a metering pump such as a positive displacement injection pump (e.g. diaphragm pump) effectively

24/25

designed and constructed of materials that are compatible with pesticides and capable of being fitted with a system interlock.

7. Do not apply when wind speed favors drift beyond the area intended for treatment.
8. Prepare a mixture with a minimum of 20 parts of water to 1 part Alligare Prodiamine 65 WG Herbicide and inject this herbicide suspension mixture into the overhead system. Injecting a larger volume of a more dilute mixture per hour will usually provide more accurate calibration of metering equipment. Maintain sufficient agitation to keep the herbicide in suspension.
9. Before injecting Alligare Prodiamine 65 WG Herbicide in to the system, run the irrigation system long enough to wet the foliage, then inject Alligare Prodiamine 65 WG Herbicide suspension mixture in the pesticide supply tank (see number 8 above) in 1 inch of irrigation water. After the application is complete, continue the irrigation until all residues are washed off the foliage.

Application Precautions

To reduce injury potential:

1. Direct application of Alligare Prodiamine 65 WG Herbicide to rapidly growing tissue or buds may injure desirable plants. Do not make over-the-top application of Alligare Prodiamine 65 WG Herbicide until after newly formed tissue has hardened off.
2. Immediately wash Alligare Prodiamine 65 WG Herbicide from plant surfaces onto soil.
3. Do not apply to newly transplanted ferns until after the plants are established and begin to grow.

Weeds controlled

COMMON NAME	SCIENTIFIC NAME
Florida Betony	<i>Stachys floridana</i>
Buttercup Oxalis	<i>Oxalis pes-caprae</i>
Crabgrass	<i>Digitaria spp.</i>
Common Vetch	<i>Vicia sativa</i>

Weeds suppressed

COMMON NAME	SCIENTIFIC NAME
Wandering Jew	<i>Zebrian pendula</i>

STORAGE AND DISPOSAL

Do not contaminate water, food, or feed by storage or disposal.

PESTICIDE STORAGE: Store in original container away from fertilizer, feed, or food stuffs

PESTICIDE DISPOSAL: Wastes resulting from the use of this product may be disposed of on site or at an approved waste disposal facility.

CONTAINER DISPOSAL:

[Plastic Bottle]: Nonrefillable container. Do not reuse or refill this container. Triple rinse container (or equivalent) promptly after emptying. Triple rinse as follows: Empty the remaining contents into application equipment or a mix tank. Fill the container 1/4 full with water and recap. Shake for 10 seconds. Pour rinsate into application equipment or a mix tank or store rinsate for later use or disposal. Drain for 10 seconds after the flow begins to drip. Repeat this procedure two more times. Then offer for recycling if available or puncture and dispose of in a sanitary landfill, or by incineration, or, if allowed by state and local authorities, by burning. If burned, stay out of smoke.

[Plastic Bag]: Nonrefillable container. Do not reuse or refill this container. Completely empty bag into application equipment. Then offer for recycling if available or dispose of empty bag in a sanitary landfill or by incineration or, if allowed by state and local authorities, by burning. If burned, stay out of smoke.

CONDITION OF SALE AND LIMITATION OF WARRANTY AND LIABILITY

To the extent consistent with applicable law, upon purchase or use of this product, purchaser and user agree to the following terms:

Warranty: Alligare, LLC (the Company) warrants that this product conforms to the chemical description on the label in all material respects and is reasonably fit for the purpose referred to in the directions for use, subject to the exceptions noted below, which are beyond the Company's control. To the extent consistent with applicable law, the Company makes no other representation or warranty, express or implied, concerning the product, including no implied warranty of merchantability or fitness for a particular purpose. To the extent consistent with applicable law, no such warranty shall be implied by law, and no agent or representative is authorized to make any such warranty on the Company's behalf.

Terms of Sale: The Company's directions for use of this product must be followed carefully. It is impossible to eliminate all risks inherently associated with use of this product. Crop injury, ineffectiveness or other unintended consequences may result because of such factors as weather conditions, presence of other materials, and the manner of use or application (including failure to adhere to label directions), all of which are beyond the Company's control. To the extent consistent with applicable law, all such risks are assumed by the user.

Limitation of Liability: To the extent consistent with applicable law, the exclusive remedy against the Company for any cause of action relating to the handling or use of this product is a claim for damages, and in no event shall damages or any other recovery of any kind exceed the price of the product which caused the alleged loss, damage, injury or other claim. To the extent consistent with applicable law, under no circumstances shall the Company be liable for any special, indirect, incidental or consequential

damages of any kind, including loss of profits or income. Some states do not allow the exclusion or limitation of incidental or consequential damages.

The Company and the seller offer this product, and the purchaser and user accept this product, subject to the foregoing warranty, terms of sale and limitation of liability, which may be varied or modified only by an agreement in writing signed on behalf of the Company by an authorized representative.

Gramoxone[®], Pennant[®], Predict[®], Princep[®], Touchdown[®], Vanquish[®] are trademarks of a Syngenta Group Company.

Arsenal[®] is a trademark of BASF Ag Products.

Finale[®] is a trademark of Bayer CropScience.

Gallery[®], Garlon[®], Goal[®], Spike[™] are trademarks of Dow AgroSciences

Krovar[®], Oust[®], Telar[®] are trademarks of E.I. duPont de Nemours & Company, Inc.

Galigan[®] is a trademark of Agan Chemical Manufacturers, Ltd.

[EPA approval date]