



**UNITED STATES ENVIRONMENTAL PROTECTION AGENCY**  
**WASHINGTON, DC 20460**

**OFFICE OF CHEMICAL SAFETY  
AND POLLUTION PREVENTION**

December 15, 2022

Brien O'Loughlin  
Agent  
Zhejiang Tide CropScience Co., Ltd.  
c/o Pyxis Regulatory Consulting Inc.  
4110 136th St. Ct. NW  
Gig Harbor, WA 98332

**Subject:** Label Amendment – Adding approved uses and other minor revisions.  
**Product Name:** Tide Paclo 2SC  
**EPA Registration Number:** 80697-4  
**Application Date:** 06/25/2021  
**Decision Number:** 581680

Dear Brien O'Loughlin:

The amended label referred to above, submitted in connection with registration under the Federal Insecticide, Fungicide, and Rodenticide Act (FIFRA), as amended, is acceptable. This approval does not affect any conditions that were previously imposed on this registration. You continue to be subject to existing conditions on your registration and any deadlines connected with them.

A stamped copy of your labeling is enclosed for your records. This labeling supersedes all previously accepted labeling. You must submit one copy of the final printed labeling before you release the product for shipment with the new labeling. In accordance with 40 CFR 152.130(c), you may distribute or sell this product under the previously approved labeling for 18 months from the date of this letter. After 18 months, you may only distribute or sell this product if it bears this new revised labeling or subsequently approved labeling. "To distribute or sell" is defined under FIFRA section 2(gg) and its implementing regulation at 40 CFR 152.3.

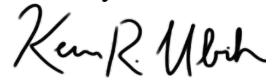
Should you wish to add/retain a reference to the company's website on your label, then please be aware that the website becomes labeling under FIFRA and is subject to review by the Agency. If the website is false or misleading, the product would be misbranded and unlawful to sell or distribute under FIFRA section 12(a)(1)(E). 40 CFR 156.10(a)(5) lists examples of statements EPA may consider false or misleading. In addition, regardless of whether a website is referenced on your product's label, claims made on the website may not substantially differ from those claims approved through the registration process. Therefore, should the Agency find or if it is brought to our attention that a website contains false or misleading statements or claims substantially differing from the EPA approved registration, the website will be referred to the EPA's Office of Enforcement and Compliance.

Page 2 of 2  
EPA Reg. No. 80697-4  
Decision No. 581680

Your release for shipment of the product constitutes acceptance of these conditions. If these conditions are not complied with, the registration will be subject to cancellation in accordance with FIFRA section 6.

If you have any questions, please contact James Orrock by phone at 202-566-2862 or by email at [orrock.james@epa.gov](mailto:orrock.james@epa.gov).

Sincerely,



*for*  
Kristy Crews, Product Manager 22  
Fungicide Branch  
Registration Division (7505P)  
Office of Pesticide Programs

Enclosure: Stamped Label

[Note to reviewer: [Text] in brackets denotes optional text].

# Tide Paclo 2SC

Plant Growth Regulator for Turfgrass, Trees, Shrubs & Vines

[Only for sale and use in Puerto Rico]

**ACTIVE INGREDIENT:**

Paclobutrazol: ((±)-(R\*,R\*)-β-[(4-chlorophenyl)methyl)-α-(1,1-dimethylethyl)-1H-1,2,4-triazole-1-ethanol): ..... 22.3 %

**OTHER INGREDIENTS:**..... 77.7 %

**TOTAL:**..... 100.0 %

Tide Paclo 2SC contains 2 lbs active ingredient per gallon.

## KEEP OUT OF REACH OF CHILDREN CAUTION

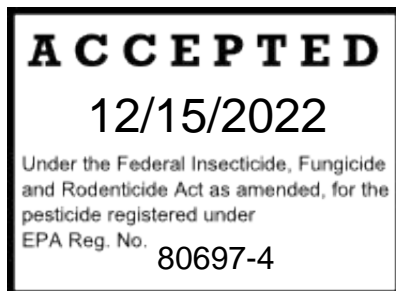
FIRST AID	
<b>If swallowed</b>	<ul style="list-style-type: none"> <li>• Call a poison control center or doctor immediately for treatment advice.</li> <li>• Have person sip a glass of water if able to swallow.</li> <li>• Do not induce vomiting unless told to by a poison control center or doctor.</li> <li>• Do not give anything to an unconscious person.</li> </ul>
<b>If on skin or clothing:</b>	<ul style="list-style-type: none"> <li>• Take off contaminated clothing.</li> <li>• Rinse skin immediately with plenty of water for 15-20 minutes.</li> <li>• Call a poison control center or doctor for treatment advice.</li> </ul>
<b>If in eyes</b>	<ul style="list-style-type: none"> <li>• Hold eye open and rinse slowly and gently with water for 15-20 minutes.</li> <li>• Remove contact lenses, if present, after the first 5 minutes, then continue rinsing eye.</li> <li>• Call a poison control center or doctor for treatment advice.</li> </ul>
HOTLINE NUMBER	
Have the product container or label with you when calling a poison control center or doctor, or going for treatment. You may also contact CHEMTREC at 1-800-424-9300 for emergency medical treatment information.	

See [inside] [label] [booklet] for [First Aid][,] [additional] [Precautionary Statements][,] [and] [Directions for Use] [including Storage and Disposal Instructions].

**SHAKE WELL BEFORE USE**

EPA Reg. No. 80697- 4  
EPA Est. No.

**Manufactured for:**  
Zhejiang Tide CropScience Co., Ltd.  
21 Hubble  
Irvine, CA 92618



**Net Contents:**

**PRECAUTIONARY STATEMENTS  
HAZARDS TO HUMANS AND DOMESTIC ANIMALS  
CAUTION**

Harmful if swallowed or absorbed through the skin. Avoid contact with skin, eyes or clothing. Wash thoroughly with soap and water after handling and before eating, drinking, chewing gum, using tobacco or using the toilet. Wear long-sleeved shirt and long pants, socks, shoes, and waterproof gloves. Remove and wash contaminated clothing before reuse.

**PERSONAL PROTECTIVE EQUIPMENT (PPE)**

**Applicators and other handlers must wear:**

- Long-sleeved shirt and long pants
- Chemical-resistant gloves such as barrier laminate, butyl rubber, nitrile rubber, neoprene rubber, polyvinyl chloride, or viton
- Shoes plus socks

Follow manufacturer's instructions for cleaning/maintaining PPE. If no such instructions for washables exist, use detergent and hot water. Keep and wash PPE separately from other laundry. Wash PPE after each day's use.

**USER SAFETY RECOMMENDATIONS**

**Users should:**

- Wash hands before eating, drinking, chewing gum, using tobacco, or using the toilet.
- Remove clothing/PPE immediately if pesticide gets inside. Then wash thoroughly and put on clean clothing.
- Remove PPE immediately after handling this product. Wash the outside of gloves before removing. As soon as possible, wash thoroughly and change into clean clothing.

**ENVIRONMENTAL HAZARDS**

Do not apply directly to water, or to areas where surface water is present or to intertidal areas below the mean high water mark. Do not contaminate water by cleaning of equipment or disposal of equipment washwaters.

**PHYSICAL OR CHEMICAL HAZARDS**

Do not use or store near heat or open flame.

---

**DIRECTIONS FOR USE**

---

**Failure to follow directions and precautions on this label may result in plant injury or poor disease control.**

It is a violation of Federal law to use this product in a manner inconsistent with its labeling. Do not apply this product in a way that will contact workers or other persons, either directly or through drift. Only protected handlers may be in the area during application. For any requirements specific to your State or Tribe, consult the agency responsible for pesticide regulation. Read all label directions carefully before use.

**Do not** apply this product when wind speed favors drift beyond the area intended for treatment.

**Do not** use on residential lawns.

## **AGRICULTURAL USE REQUIREMENTS**

Use this product only in accordance with its labeling and with the Worker Protection Standard, 40 CFR Part 170. This Standard contains requirements for the protection of agricultural workers on farms, forests, nurseries, and greenhouses, and handlers of agricultural pesticides. It contains requirements for training, decontamination, notification, and emergency assistance. It also contains specific instructions and exceptions pertaining to the statements on this label about personal protective equipment (PPE), notification to workers, and restricted-entry interval. The requirements in this box only apply to uses of this product that are covered by the Worker Protection Standard.

Do not enter or allow worker entry into treated areas during the restricted entry interval (REI) of 12 hours.

PPE required for early entry to treated areas that is permitted under the Worker Protection Standard and that involves contact with anything that has been treated, such as plants, soil, or water, is:

- Coveralls
- Chemical-resistant gloves such as barrier laminate, butyl rubber, nitrile rubber, neoprene rubber, polyvinyl chloride, or viton
- Shoes plus socks

---

## **GENERAL INFORMATION**

---

Tide Paclo 2SC is a systemic plant growth regulator that slows vegetative growth by inhibiting gibberellin biosynthesis for use on turfgrass, trees, shrubs, vines, and landscaping plants.

For turf, when Tide Paclo 2SC is applied as directed, vertical growth of turf will be slowed within 3-10 days, resulting in reduced mowing frequency for a 6 to 8 week period on St. Augustine grass and Kentucky bluegrass/perennial ryegrass turf areas, as well as established bent grass, hybrid bermuda grass and perennial ryegrass tees, fairways and roughs.

Following Tide Paclo 2SC applications, turf will gradually undergo increased greening and density, which may persist up to 12 weeks.

Tide Paclo 2SC can be used on turfgrass in the following areas: golf courses, (tees, fairways, greens and rough), athletic fields, commercial and industrial areas, parks, and boulevards.

For trees, Tide Paclo 2SC is a xylem mobile plant regulator. It reduces the above ground vegetative growth and changes specific morphological characteristics of the treated plant. It slows vegetative growth as well as creating other physiological effects by inhibiting gibberellin biosynthesis. Slowed vegetative growth reduces the volume of woody growth that must be removed when trimming occurs and may extend the trimming cycle.

Tide Paclo 2SC is most effective when applied to the soil near the base of the tree, shrub, or vine either by soil injection or with basal soil drench.

Tide Paclo 2SC may be used on listed tree species in residential areas, utility rights-of-way (e.g. trees below transmission lines, distribution lines and feeder lines; and railroad and highway rights-of-way), other urban settings (e.g. parks, parking lot areas, storage areas, street medians and easements, commercial/municipal buildings or office sites, plazas, around walkways and sidewalks, above ground planters, and around schools, hospitals and other buildings), and other

non-crop areas (e.g. industrial sites, athletic fields and other recreational areas, naturalized areas and other uncultivated non-agricultural areas, fence and property lines, and airports).

### NON-RESIDENTIAL TURF

Tide Paclo 2SC, a specialty plant growth regulator that slows vertical grass growth and reduces mowing for up to two (2) months after application. The frequency of mowing can be reduced by up to 50% during the period of effective retardation. Use of Tide Paclo 2SC on fine turf should be accompanied by moderate-to-high fertility to maintain turfgrass appearance and reduce discoloration.

Tide Paclo 2SC can be used on turfgrass in the following areas: golf courses, (tees, fairways, greens and rough), athletic fields, commercial and industrial areas, parks, and boulevards.

### USE DIRECTIONS

Turf	Application Rate (Product amount/a.i.-lbs per acre)	Potential Effects
St Augustine, Bermuda & similar warm season grasses	0.5 lbs. a.i. 32 fl. oz prod/A (Sandy soil)  0.75 lbs a.i. 48 fl. oz prod/A (Clay soil)	Reduced mowing for 6-8 weeks on established hybrid bermudagrass, bent grass and perennial ryegrass fairways, tees and roughs and on St. Augustinegrass and Kentucky bluegrass/perennial ryegrass turf.
Bluegrass, Rye, Fescue, Bent & similar cool season grasses (except putting greens)	0.25 to 0.50 lbs a.i. 16 -32 fl. oz prod/A  Reduce by 50% if <i>Poa annua</i> is a major turfgrass population	Following application, turf will gradually increase in density with tighter knit areas of turfgrass. This will result in a reduced potential for scalping of all turfgrass areas.
Bentgrass Putting Greens & Overseeded Bermuda	0.10 to 0.25 lbs a.i. 6.4 -16 fl. oz prod/A	Suppression of <i>Poa annua</i> by reducing its growth and its compatibility, leading to selective control after prolonged use.

Apply Tide Paclo 2SC with standard pressurized application equipment with by-pass or mechanical agitation using 50 mesh strainer to turf in sufficient amount of water (minimum 1 gal water /1,000 sq ft. = 43.5 gals/Ac) to ensure spray coverage uniformly to turf and to avoid skipping and/or overlapping.

For best results, use 2 to 5 gals water /1,000 sq ft.

After application of Tide Paclo 2SC, water-in within 24 hours to limit surface movement, but not to the point of runoff. To prevent product runoff, time applications to allow for watering-in and maximum absorption into treated turf prior to a rain event.

Tide Paclo 2SC can be used any time when established hybrid bermudagrass and St. Augustinegrass are green, actively growing and have recovered from dormancy after winter.

Tide Paclo 2SC can be applied in spring after green-up and after turf has been mowed once or twice. Apply at least 1 month before onset of high air temperatures. In late summer/early fall, apply at least 1 month before anticipated first killing frost.

Apply anytime after overseeded turf has established itself successfully. Do not apply after March 15<sup>th</sup> to avoid delay in Bermudagrass green-up.

Maintain moderate soil moisture conditions before and after each application to achieve best plant growth retardation effect.

A repeat application of Tide Paclo 2SC within the same growing season may be made 8 weeks apart for growth regulation & 4 to 6 weeks apart for color, quality enhancement after the initial application. Do not apply more than 4 quarts per acre per year (2 lbs. a.i./A).

Tide Paclo 2SC will not prevent seedhead production if used alone. A tank mixture for a spray program using a seed head control agent is required when seedhead visibility is a problem. If a seed head control agent is used for *Poa annua*, apply Tide Paclo 2SC at least 14 days after application of the seed head control agent.

### **Weeds, Insects and Diseases:**

If crabgrass or other annual grassy weeds have been a problem in the past, an application of an appropriate preemergence weed control product should be made before the use of Tide Paclo 2SC. Space applications of Tide Paclo 2SC and preemergence product (Goosegrass/Crabgrass Preventer) at least 4 weeks apart.

Broadleaf weeds are not significantly affected by Tide Paclo 2SC. To control the growth of weeds, treat with an appropriate herbicide when weeds are actively growing. Carefully follow label directions.

If a weed, disease, or insect problem occurs after application of Tide Paclo 2SC, apply control product at the recommended rate. Tide Paclo 2SC is compatible with most existing control products. A compatibility test should be conducted with product(s) with which you do not have prior experience.

### **Regulator response and Turf cultivar**

Excessive irrigation and/or nitrogen fertilization may shorten period of growth regulation. Regulator response will vary somewhat according to turf variety. For St. Augustinegrass, Bitter Blue will be the most responsive and Floratam the least responsive.

#### **HYBRID BERMUDAGRASS**

<b>Sensitivity/Activity</b>	<b>Cultivar</b>	<b>Period of Growth Regulation</b>	<b>Period of Color Response</b>
Medium/Good	Tifway I, II	5 - 6 weeks	6 - 8 weeks
High/Excellent	Tifgreen, Ormond	6 - 8 weeks	8 - 10 weeks

**ST. AUGUSTINEGRASS**

<b>Sensitivity/Activity</b>	<b>Cultivar</b>	<b>Period of Growth Regulation</b>	<b>Period of Color Response</b>
Low/Moderate	Floratom, Floralmawn	4 - 6 weeks	5 - 8 weeks
Medium/Good	Floratine, Raleigh, Texas, Common	6 - 7 weeks	7 - 8 weeks
High/Excellent	Bitter Blue, Seville	7 - 8 weeks	8 - 10 weeks

---

**USE AND RESTRICTIONS**

---

**Do not** use on residential lawns.

**Do not** apply Tide Paclo 2SC to turf within right-of-ways.

**Do not** use on bermudagrass putting greens except for winter overseeding enhancement use.

**Do not** use on athletic fields under heavy traffic where maximum growth potential of turf is desired.

Applications to turf areas under trees will not affect/harm trees.

**Do not** use during periods of extreme dry or cold weather conditions, or during heavy insect or disease activity.

**Do not** apply product when soil is already saturated. Heavy rainfall or irrigation in the treated areas may cause active ingredient to move laterally on slopes and collect in low areas. These areas may undergo more severe growth control for a longer period of time.

**Do not** use on areas containing greater than 70% *Poa annua*, since discoloration of *Poa* may be unacceptable.

Delay treatment of newly-sodded or sprigged turf until grass has knitted down and rooted firmly.

Delay sprigging for at least 4 weeks and sodding at least 2 weeks after application is made.

Withhold application on large turf areas that have been thinned from winter drainage, disease, or insects until desired fill-in is achieved.

Assure that dosage rates are measured accurately since rates greater than those recommended may cause undesirable turf growth control and may discolor areas temporarily.

**Do not** use on areas to be cultivated for food or food crops or to be resown with grasses within two years of treatment.

**Do not** apply more than 4 qts. per acre per year (2 lbs. a.i./A).

**Do not** graze treated areas or harvest for forage or hay.

**Do not** apply this product through any type of irrigation equipment.

---

**TREES**

---

Tide Paclo 2SC as tree growth regulator is a xylem mobile plant growth regulator that slows vegetative growth by inhibiting gibberellin biosynthesis. Tide Paclo 2SC reduces vegetative growth thereby reducing the volume of woody growth that must be removed from trees when



trimming occurs and may extend the trimming cycle. Tide Paclo 2SC is equally effective when applied as a basal soil drench or by soil injection.

Use Tide Paclo 2SC on listed tree species in residential areas, utility rights-of-way (e.g. trees below transmission lines, distribution lines and feeder lines; and railroad and highway rights-of-way), other urban settings (e.g. parks, parking lot areas, storage areas, street medians and easements, commercial/municipal building or office sites, plazas, around walkways and sidewalks, above ground planters, and around schools, hospitals and other buildings), and other non-crop areas (e.g. industrial sites, athletic fields and other recreational areas, naturalized areas and other uncultivated non-agricultural areas, fence and property lines, and airports).

### **Symptoms of Growth Regulation**

Tide Paclo 2SC demonstrates little or no phloem mobility. Activity occurs following root uptake and xylem translocation throughout the tree canopy. Symptoms of growth regulation may not be visible for up to 18 months following application of Tide Paclo 2SC. Initial effects of Tide Paclo 2SC may be observed as intense greening of foliage with no resulting phytotoxicity. At the time when normal vegetative growth extension should occur, trees treated with Tide Paclo 2SC will exhibit shortened internodes which may be somewhat thickened. Smaller leaf size and enhanced flowering may also be observed in some species.

## **USE DIRECTIONS**

### **Application Timing**

Applications can be made throughout the year, weather permitting, except when soil is frozen or saturated with water.

**Note:** Tide Paclo 2SC is absorbed by plant roots and translocated to the growing tissues in response to evaporative water loss (transpiration). If applications are made after fall leaf drop, uptake of Tide Paclo 2SC will not occur until development of new leaves in the spring and resumption of transpiration.

### **Mixing Directions**

Applications are made with a diluted mixture composed of 1 part Tide Paclo 2SC to 11 parts water. Mix 317 ml (10.7 fl oz, 0.167 lbs. a.i.) of Tide Paclo 2SC with water to make one gallon of diluted mixture. Mix one gallon (2 lbs. a.i.) of Tide Paclo 2SC with water to make 12 gallons of diluted mixture. To improve the handling characteristics of the diluted mixture, the addition of a suspension aid is recommended such as, nonionic and organosilicone surfactants.

Follow all label directions and precautions on the product label of the suspension aid.

### **Application Methods**

Tide Paclo 2SC may be applied as a basal drench or by soil injection. Treat only trees that are well established in their final location. Treatment of trees less than 4 inches in diameter is not recommended.

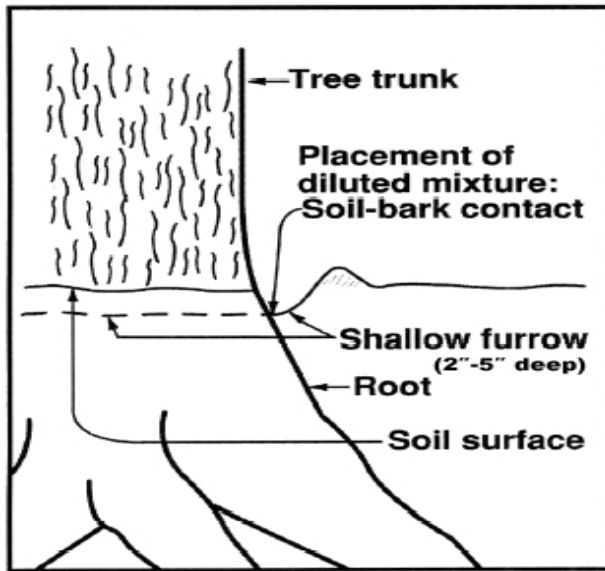
### **Basal Drench**

Prior to application, make a 2" deep furrow around the base of the tree near the point of contact between the soil and the tree trunk. Apply the required dose as listed in the table "**Amount of Tide Paclo 2SC Diluted Mixture Required for Specific Application Rates and Tree Sizes**" below. Refer to Figure 1 for placement as a basal drench. Carefully pour the diluted mixture of Tide Paclo 2SC into the furrow with a graduated container/jug or with a handheld hose connected to a truck-mounted tank/hydraulic sprayer. To avoid possible runoff after applying,

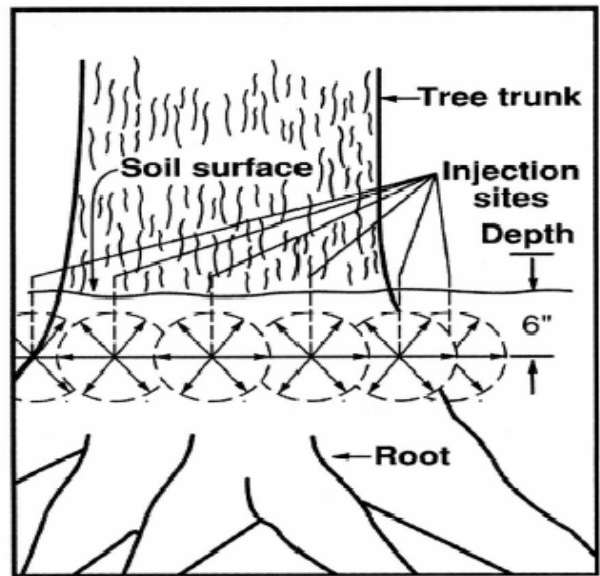
refill the furrow with untreated soil.

### Soil Injection

The diluted mixture of Tide Paclo 2SC should be injected approximately 6 inches deep. Use soil injection equipment capable of delivery at 100 to 200 psi. Injection orifices should be oriented to release the diluted product horizontally at the point of injection. The required dose should be divided evenly among injection sites spaced as uniformly as possible around the tree trunk. The injection sites should be positioned to release Tide Paclo 2SC diluted mixture as close as possible to the point of contact between soil and unthickened bark beneath the soil so that the active ingredient may be readily absorbed by the tree (Figure 2). Injection sites should also be located next to buttress roots (Figure 2). For trees less than 6 inches DHB, use at least 4 evenly spaced injection sites per tree.



**Figure 1.** Placement Tide Paclo 2SC as basal drench



**Figure 2.** Placement of Tide Paclo 2SC as a soil injected treatment.

**Application Rate**

Application Rate Ranges for Diluted Mixture of Tide Paclo 2SC for Treatment of Various Tree Species <sup>1</sup>				
1.7 to 3.4 fl oz (50 to 100 ml, 0.0022 to 0.0044 lbs a.i., [1 to 2 grams a.i.] per inch DBH	3.4 to 5.1 fl oz (100 to 150 ml, 0.0044 to 0.0066 lbs a.i., [2 to 3 grams a.i.] per inch DBH	5.1 to 6.8 fl oz (150 to 200 ml, 0.0066 to 0.0088 lbs. a.i. [3 to 4 grams a.i.] per inch DBH		
Australian Pine Crape Myrtle[*] Cypress[*] Dogwood Elm (Cedar[*], Chinese[*], Siberian[*]) Holly, Yupon[*] Maple (Amur[*], Japanese[*]) Redbud Sweetgum Tupelo[*] Zelkova[*]	Australian Bottle[*] Basswood Beech Boxelder Buckeye California Pepper[*] Camphor[*] Catalpa Cherry Laurel[*] Elm, American [*] Hawthorne[*] Hickory Holly, American[*] Horse Chestnut Linden Locust, Honey Maple (Big Leaf[*], Norway[*], Red[*], Silver[*], Sugar[*]) Mimosa[*] Mountain Ash	Oak (Black[*], Bur[*], Live[*], Pin[*], Post[*], Red[*], Sand Shinnery[*], Shumard[*], Water[*], White[*], Willow[*]) Oleander[*] Olive, Russian Pecan[*] Persimmon[*] Plum - Ornamental[*] Rosewood[*] Sassafras Sumac - African[*] Walnut	Acacia[*] Ailanthus[*] Alder Anaqua[*] Arborvitae[*] Ash Aspen Banyan[*] Birch Bottlebrush[*] Bradford Pear Cedar (Deodora[*], Eastern Red[*], Western Red[*], all others[*]) Cherry (Black, Ornamental[*]) Chinaberry[*] Cottonwood Crabapple[*] Cypress, Leyland[*] Ebony[*] Eucalyptus Fir[*] Ginkgo[*] Gumbo Limbo[*] Hackberry Hemlock[*] Huisache[*] Ironwood[*] Jacaranda[*] Juniper[*] Laurel[*] Locust, Black	Magnolia Mahogany[*] Melaleuca[*] Mesquite[*] Mulberry Oak (Blackjack[*], Laurel[*], Valley[*]) Olive, Black[*] Osage Orange[*] Palms[*] Palo Verde[*] Paulownia[*] Pines Poinciana[*] Poplar Raintree - Golden[*] Redwood Saltcedar[*] Sea Grape[*] Serviceberry[*] Silk Oak[*] Soapberry[*] Spruce[*] Sugarberry[*] Sycamore Tallow, Chinese[*] Tamarisk[*] Tuliptree[*] Willow Yellow Poplar[*] Yew[*]

<sup>1</sup>For acidic soils (low pH), soils with high organic matter content or soils with high clay content, use the higher rate, not to exceed 0.0088 lbs. a.i. [4 grams a.i.] per inch DBH.

[\*Not for use in CA]

<b>Amount of Tide Paclo 2SC Diluted Mixture Required for Specific Application Rates and Tree Sizes</b>								
<b>Dia. Of Tree at Breast Height (DBH) (inches)</b>	<b>1.7 fl oz (50 ml, 0.0022 lbs. a.i.) per inch DBH</b>		<b>3.4 fl oz (100 ml, 0.0044 lbs. a.i.) per inch DBH</b>		<b>5.1 fl oz (150 ml, 0.0066 lbs. a.i.) per inch DBH</b>		<b>6.8 fl oz (200 ml, 0.0088 lbs. a.i.) per inch DBH</b>	
	<b>Total fl oz (ml) required</b>	<b>Total lbs. a.i.</b>	<b>Total fl oz (ml) required</b>	<b>Total lbs. a.i.</b>	<b>Total fl oz (ml) required</b>	<b>Total lbs. a.i.</b>	<b>Total fl oz (ml) required</b>	<b>Total lbs. a.i.</b>
4	6.8 (200)	0.0088	13.6 (400)	0.0176	20.4 (600)	0.0264	27.2 (800)	0.0352
5	8.5 (250)	0.0110	17.0 (500)	0.0220	25.5 (750)	0.0330	34.0 (1000)	0.0440
6	10.2 (300)	0.0132	20.4 (600)	0.0264	30.6 (900)	0.0396	40.8 (1200)	0.0528
7	11.9 (350)	0.0154	23.8 (700)	0.0308	35.7 (1050)	0.0462	47.6 (1400)	0.0616
8	13.6 (400)	0.0176	27.2 (800)	0.0352	40.8 (1200)	0.0528	54.4 (1600)	0.0704
9	15.3 (450)	0.0198	30.6 (900)	0.0396	45.9 (1350)	0.0594	61.2 (1800)	0.0792
10	17.0 (500)	0.0220	34.0 (1000)	0.0440	51.0 (1500)	0.0660	68.0 (2000)	0.0880
12	20.4 (600)	0.0264	40.8 (1200)	0.0528	61.2 (1800)	0.0792	81.6 (2400)	0.1056
14	23.8 (700)	0.0308	47.6 (1400)	0.0616	71.4 (2100)	0.0924	95.2 (2800)	0.1232
16	27.2 (800)	0.0352	54.4 (1600)	0.0704	81.6 (2400)	0.1056	108.8 (3200)	0.1408
18	30.6 (900)	0.0396	61.2 (1800)	0.0792	91.8 (2700)	0.1188	122.4 (3600)	0.1584
20	34.0 (1000)	0.0440	68.0 (2000)	0.0880	102.0 (3000)	0.1320	136.0 (4000)	0.1760
22	37.4 (1100)	0.0484	74.8 (2200)	0.0968	112.2 (3300)	0.1452	149.6 (4400)	0.1936
24	40.8 (1200)	0.0528	81.6 (2400)	0.1056	122.4 (3600)	0.1584	163.2 (4800)	0.2112
26	44.2 (1300)	0.0572	88.4 (2600)	0.1144	132.6 (3900)	0.1716	176.8 (5200)	0.2288
28	47.6 (1400)	0.0616	95.2 (2800)	0.1232	142.8 (4200)	0.1848	190.4 (5600)	0.2464
30	51.0 (1500)	0.0660	102.0 (3000)	0.1320	153.0 (4500)	0.1980	204.0 (6000)	0.2640
32	54.4 (1600)	0.0704	108.8 (3200)	0.1408	163.2 (4800)	0.2112	217.6 (6400)	0.2816
34	57.8 (1700)	0.0748	115.6 (3400)	0.1496	173.4 (5100)	0.2244	231.2 (6800)	0.2992
36	61.2 (1800)	0.0792	122.4 (3600)	0.1584	183.6 (5400)	0.2376	244.8 (7200)	0.3168

## **USE AND RESTRICTIONS**

- Apply at prescribed rates and follow safety procedures.
- Trees not used for food production that are not specifically listed on this label may be treated if all other label directions are followed.
- Trees which are severely stressed due to moisture, temperature, low soil fertility, or exhibit mechanical or chemical injury should not be treated.
- Do not reapply Tide Paclo 2SC until symptoms from previous applications begin to subside.
- If soil is heavily compacted or a high water table exists, use of a registered tree growth regulator such as flurprimidol may be more satisfactory.
- Basal drench and soil injection application of Tide Paclo 2SC may result in localized, temporary discoloration of turfgrass immediately adjacent to the treatment site.
- Avoid basal drench applications on slopes or other areas where Tide Paclo 2SC or treated soil may be washed away from the base of the tree by rainfall or irrigation.
- Treatment of trees bordered by shrubs and/or herbaceous ornamentals may cause these plants to be affected if their roots extend into the treatment zone.
- Do not treat sugar maple trees or any other trees that are or could be tapped for sugar within one year of application.
- Do not treat nut or fruit trees that will be harvested within one year.

**Chemigation:** Do not apply this product through any type of irrigation system.

---

## SHRUBS AND VINES

---

On woody shrubs, Tide Paclo 2SC reduces vegetative growth and creates beneficial changes including increased root hair growth and darker, green foliage. Soil applications on woody shrubs show 90-95% growth control for 1-2 years, depending on the length of the growing season, sunlight exposure, soil texture, rainfall and temperature conditions. Tide Paclo 2SC is equally effective when applied as a basal drench or by soil injection.

Foliar sprays of Tide Paclo 2SC on shrubs, vines, and specified landscape plants typically provide up to 3-6 months of activity. Length of control with foliar sprays is influenced by application timing, amount of pruning performed, soil type, growing conditions and plant species.

### USE DIRECTIONS

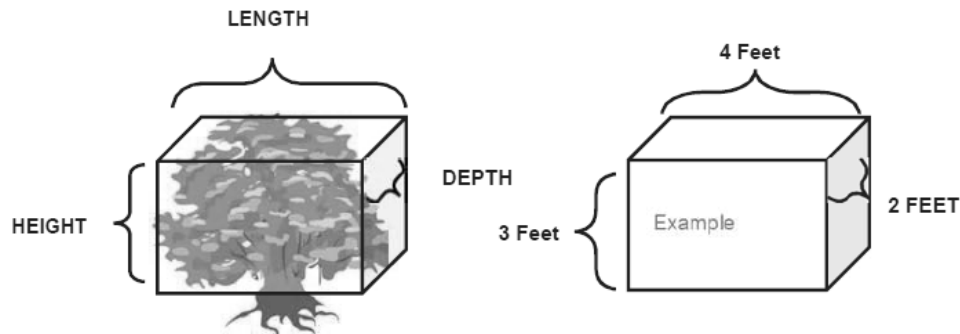
#### Soil Injection/Basal Drench

Soil injections or basal drenches of Tide Paclo 2SC are an effective tool for controlling the growth of woody shrubs in landscape settings. The growth control is approximately 90% and lasts for 1-2 years, depending on the length of the growing season.

Applications are made with a diluted mixture composed of 1 part Tide Paclo 2SC to 11 parts water. Mix 10.7 fl oz (317 mL, 0.167 lbs. a.i.) of Tide Paclo 2SC with water to make one gallon of diluted mixture. Mix one gallon (2 lbs. a.i.) of Tide Paclo 2SC with water to make 12 gallons of diluted mixture.

1. Identify the shrub species and calculate the size of the “shrub crown”.
  - a) The size (or volume) of the “shrub crown” is calculated by using the volume formula  $L \times W \times H$  (in feet).
  - b) When measuring crown volume, include only significant branches. Do not include stems or the trunk in the volume calculations if it is not within the crown itself.

$$\text{Volume of Shrub} = \text{Height} \times \text{Length} \times \text{Depth}$$
$$3 \text{ ft} \times 4 \text{ ft} \times 2 \text{ ft} = 24 \text{ ft}^3$$



- c) Determine how much Tide Paclo 2SC diluted mixture should be used on the selected woody shrubs. Match the total shrub volume in cubic feet ( $\text{ft}^3$ ) with the volume amounts in the table “**Drench Rates for Individual**

**Woody Shrubs Using Diluted Mixture of Tide Paclo 2SC Tree Growth Regulator Total Volume of Diluted Mixture In Milliliters & Ounces”** to determine the total volume. If the amount needed is found to be between two volumes, select either the average of the two volumes or the higher of the two volumes.

**Basal Drench**

Prior to application, dig a shallow furrow 2 – 6 inches deep around the base of the shrub near the point of contact between the soil and the shrub trunk (Figure 1). Carefully pour the diluted mixture of Tide Paclo 2SC evenly around the shrub into the furrow with a graduated container/jug or with a hand-held hose connected to a trunk-mounted tank/hydraulic sprayer. To avoid possible product runoff after applying, refill the furrow with untreated soil.

**Restriction**

Do not apply product to soil when soil is already saturated. Heavy rainfall or irrigation in treated areas may cause active ingredient to move laterally on slopes and collect in low areas. These areas may undergo more severe growth control for a longer period of time.

**Soil Injection**

Inject the Ready to Use solution approximately 2-6 inches deep at 50-200 psi using the volumes in the table “**Drench Rates for Individual Woody Shrubs using Diluted Mixture of Tide Paclo 2SC Tree Growth Regulator Total Volume of Diluted Mixture In Milliliters & Ounces.**” Orient injection orifices to release the diluted product horizontally at the point of injection. Divide the required dose evenly among injection sites spaced as uniformly as possible around the base of the tree.

Position the injection sites to release the diluted Tide Paclo 2SC as close as possible to the point of contact between the soil and the plant beneath the soil so that the solution is readily absorbed by the roots (Figure 2). Use at least 4 injection sites evenly spaced around the plant.

**Notes for Woody Shrubs Soil Applications**

- Newly planted or containerized shrubs need only 60% of the prescribed volume.
- For single stem applications, place product closely around the shrub base.
- For multiple stem applications, place product close around the base and within stem groupings.
- Intermittent trimming to keep tight formal appearance will not remove enough product to lose growth control in most shrubs.

<b>Drench Rates for Individual Woody Shrubs Using Diluted Mixture of Tide Paclo 2SC Tree Growth Regulator Total Volume of Diluted Mixture In Milliliters &amp; Ounces</b>												
<b>Crown Volume (ft<sup>3</sup>)</b>	Spirea			Boxwood, Privet, Ligustrum, Rhododendron			Abelia, Eleagnus, Forsythia japonicum, Korean viburnum			Barberry, Camellia, Photinia		
	<b>mLs</b>	<b>oz</b>	<b>lbs. a.i.</b>	<b>mLs</b>	<b>oz</b>	<b>lbs. a.i.</b>	<b>mLs</b>	<b>oz</b>	<b>lbs. a.i.</b>	<b>mLs</b>	<b>oz</b>	<b>lbs. a.i.</b>

<b>4</b>	100	3.4	0.0044	155	5.2	0.0068	190	6.4	0.0084	200	6.8	0.0089
<b>8</b>	115	3.9	0.0051	175	5.9	0.0077	200	6.8	0.0089	230	7.8	0.0102
<b>12</b>	130	4.4	0.0057	200	6.8	0.0089	210	7.1	0.0093	270	9.1	0.0119
<b>18</b>	150	5.1	0.0067	220	7.4	0.0097	220	7.4	0.0097	305	10.3	0.0135
<b>27</b>	165	5.6	0.0073	240	8.1	0.0106	235	7.9	0.0103	340	11.5	0.0150
<b>36</b>	180	6.1	0.0080	260	8.8	0.0115	250	8.4	0.0110	380	12.8	0.0167
<b>48</b>	200	6.8	0.0089	275	9.3	0.0121	265	9	0.0118	405	13.7	0.0179
<b>64</b>	215	7.3	0.0095	290	9.8	0.0128	300	10.1	0.0132	420	14.2	0.0185
<b>80</b>	230	7.8	0.0102	305	10.3	0.0135	325	11	0.0144	435	14.7	0.0192
<b>100</b>	250	8.4	0.0110	315	10.6	0.0138	340	11.5	0.0150	455	15.4	0.0201
<b>130</b>	260	8.8	0.0115	345	11.7	0.0153	360	12.2	0.0159	500	16.9	0.0221
<b>150</b>	270	9.1	0.0119	365	12.3	0.0161	370	12.5	0.0163	520	17.6	0.0230
<b>180</b>	280	9.5	0.0124	390	13.2	0.0172	385	13	0.0170	545	18.4	0.0240
<b>220</b>	290	9.8	0.0128	420	14.2	0.0185	405	13.7	0.0179	565	19.1	0.0249
<b>250</b>	300	10.1	0.0132	435	14.7	0.0192	415	14	0.0183	575	19.4	0.0253
<b>300</b>	310	10.5	0.0137	460	15.5	0.0202	430	14.5	0.0189	590	19.9	0.0260
<b>Crown Volume (ft<sup>3</sup>)</b>	Burning Bush			Viburnum, Rose of Sharon, Holly			Arborvitae, Cherry, Laurel, Juniper, Yew					
	<b>mLs</b>	<b>oz</b>	<b>lbs. a.i.</b>	<b>mLs</b>	<b>oz</b>	<b>lbs. a.i.</b>	<b>mLs</b>	<b>oz</b>	<b>lbs. a.i.</b>			
<b>4</b>	250	8.4	0.0110	340	11.5	0.0150	400	13.5	0.0176			
<b>8</b>	270	9.1	0.0119	345	11.7	0.0153	450	15.2	0.0199			
<b>12</b>	300	10.1	0.0132	350	11.8	0.0154	510	17.2	0.0225			
<b>18</b>	350	11.8	0.0154	370	12.5	0.0163	600	20.3	0.0265			
<b>27</b>	370	12.5	0.0163	380	12.8	0.0167	650	22	0.0287			
<b>36</b>	410	13.9	0.0182	400	13.5	0.0176	700	23.6	0.0308			
<b>48</b>	450	15.2	0.0199	430	14.5	0.0189	800	27	0.0353			
<b>64</b>	480	16.2	0.0212	450	15.2	0.0199	900	30.4	0.0397			
<b>80</b>	510	17.2	0.0225	480	16.2	0.0212	1000	33.8	0.0441			
<b>100</b>	550	18.6	0.0243	510	17.2	0.0225	1200	40.5	0.0529			
<b>130</b>	580	19.6	0.0256	550	18.6	0.0243	1300	43.9	0.0573			
<b>150</b>	610	20.6	0.0269	580	19.6	0.0256	1400	47.3	0.0618			
<b>180</b>	660	22.3	0.0291	650	22	0.0287	1550	52.4	0.0684			
<b>220</b>	680	23	0.0300	710	24	0.0313	1650	55.7	0.0728			
<b>250</b>	710	24	0.0313	750	25.3	0.0330	1850	62.5	0.0816			
<b>300</b>	750	25.3	0.0330	770	26	0.0340	2000	67.6	0.0883			

### Soil Treatment for Vines

Tide Paclo 2SC can also be used as a basal drench or soil injection to reduce the growth of vines. Refer to sections above for application instructions. Mix 1 part Tide Paclo 2SC to 11 parts water. Mix 10.7 fl oz (317 mL, 0.167 lbs. a.i.) of Tide Paclo 2SC with water to make one gallon of diluted mixture. Mix one gallon (2.0 lbs. a.i.) of Tide Paclo 2SC with water to make 12 gallons of diluted mixture. The amount diluted mixture is based upon the accumulated surface area of the vines to be regulated.

Soil Treatment for Vine Species and Rates for Vegetative Growth Control		
Plant Name	Scientific Name	Rate
Boston Ivy	<i>Parthenocissus tricuspidata</i>	0.33 gallons of diluted mixture (0.055 lbs. a.i.) per 100 ft <sup>2</sup> of vine
Creeping Fig	<i>Ficus pumila, Ficus repens</i>	
English Ivy	<i>Hedera</i> spp.	
Japanese Honeysuckle	<i>Lonicera japonica</i>	
Trumpet Creeper	<i>Campsis radicans</i>	
Wisteria	<i>Wisteria</i> spp.	

### Foliar Sprays

Tide Paclo 2SC as a foliar spray can provide growth suppression of a wide range of shrubs and vines growing in outdoor, non-crop areas, nurseries, parks, commercial buildings, right-of-way areas, street medium, roadsides, fence rows and non-irrigation ditch banks. Tide Paclo 2SC is absorbed through leaves, buds, new shoots and roots and applications can be made throughout the growing season. See the table “**Foliar Spray Application Rate Ranges for Diluted Mixture of Tide Paclo 2SC for Treatment of Various Shrub and Vine Species**” for foliar spray rates and associated application notes. To limit unwanted surface runoff in outdoor ornamental uses, do not apply when growth media is saturated.

Foliar Spray Application Rate Ranges for Diluted Mixture of Tide Paclo 2SC for Treatment of Various Shrub and Vine Species				
Plant Name	Scientific Name	Rate per Gallon of Spray Solution		
		fl. oz.	mL	lbs. a.i.
Abelia	<i>Abella x grandiflora</i>	1.0 - 3.5	30 - 105	0.0156 - 0.0547
Alpine Current	<i>Ribes</i> spp.	1.0 - 2.5	30 - 75	0.0156 - 0.0391
Arboricola	<i>Shefflera arboricola</i>	2.5 - 5.0	75 - 150	0.0391 - 0.0781
Arborvitae	<i>Thuja</i> spp.	2.5 - 5.0	75 - 150	0.0391 - 0.0781
Azalea	<i>Rhododendron</i> spp.	0.5 - 2.5	15 - 75	0.0078 - 0.0391
Barberry	<i>Berberis</i> spp.	1.0 - 2.5	30 - 75	0.0156 - 0.0391
Bottlebrush	<i>Callistemon</i> spp.	1.0 - 2.5	30 - 75	0.0156 - 0.0391
Boston Ivy	<i>Parthenocissus tricuspidata</i>	0.5 - 2.5	15 - 75	0.0078 - 0.0391
Bougainvillea	<i>Bougainvillea</i> spp.	2.5 - 5.0	75 - 150	0.0391 - 0.0781
Boxwood	<i>Buxus</i> spp.	1.0 - 3.5	30 - 105	0.0156 - 0.0547
Butterfly Bush	<i>Buddleia</i> spp.	0.5 - 1.0	15 - 30	0.0078 - 0.0156



**Foliar Spray Application Rate Ranges for Diluted Mixture of Tide Paclo 2SC for Treatment of Various Shrub and Vine Species**

Plant Name	Scientific Name	Rate per Gallon of Spray Solution		
		fl. oz.	mL	lbs. a.i.
Cherry Laurel & English Laurel	<i>Prunus</i> spp.	0.5 - 1.0	15 - 30	0.0078 - 0.0156
Cocoplum	<i>Chrysobalanus icaco</i>	1.0 - 5.0	30 - 150	0.0156 - 0.0781
Copperleaf	<i>Acalypha wilkesiana</i>	1.0 - 5.0	30 - 150	0.0156 - 0.0781
Cotoneaster	<i>Cotoneaster</i> spp.	1.0 - 2.5	30 - 75	0.0156 - 0.0391
Creeping Fig	<i>Ficus pumila</i> , <i>Ficus repens</i>	2.5 - 5.0	75 - 150	0.0391 - 0.0781
Elaeagnus	<i>Elaeagnus pungens</i>	2.5 - 5.0	75 - 150	0.0391 - 0.0781
English Ivy	<i>Hedera</i> spp.	0.5 - 2.5	15 - 75	0.0078 - 0.0391
Escallonia	<i>Escallonia</i> spp.	2.5 - 5.0	75 - 150	0.0391 - 0.0781
Eugenia	<i>Eugenia myrtifolia</i>	1.0 - 2.5	30 - 75	0.0156 - 0.0391
Euonymus	<i>Euonymus</i> spp.	2.5 - 3.5	75 - 105	0.0391 - 0.0547
Ficus	<i>Fiscus</i> spp.	2.5 - 5.0	75 - 150	0.0391 - 0.0781
Firebush	<i>Hamelia patens</i>	2.5 - 5.0	75 - 150	0.0391 - 0.0781
Firecracker Plant	<i>Russelia equisetiformis</i>	2.5 - 5.0	75 - 150	0.0391 - 0.0781
Forsythia	<i>Forsythia</i> spp.	1.0 - 1.7	30 - 50	0.0156 - 0.0266
Hibiscus	<i>Hibiscus</i> spp.	0.5 - 1.0	15 - 30	0.0078 - 0.0156
Holly	<i>Ilex</i> spp.	2.5 - 5.0	75 - 150	0.0391 - 0.0781
Honeylocust	<i>Gleditsia</i>	1.0 - 2.5	30 - 75	0.0156 - 0.0391
Honeysuckle	<i>Lonicera</i> spp.	0.5 - 1.0	15 - 30	0.0078 - 0.0156
Ice Plant	<i>Delosperma</i> spp.	0.5 - 1.0	15 - 30	0.0078 - 0.0156
Indian Hawthorne	<i>Raphiolepis indica</i>	2.5 - 5.0	75 - 150	0.0391 - 0.0781
Itea	<i>Itea virginiana</i>	0.5-0.5	15 - 15	0.0078 - 0.0078
Ixora	<i>Ixora coccinia</i>	2.5 - 5.0	75 - 150	0.0391 - 0.0781
Jasmine (Asiatic)	<i>Trachelospermum asiaticum</i>	1.0 - 3.5	30 - 105	0.0156 - 0.0547
Jasmine (Confederate/Star)	<i>Trachelospermum jasminoides</i>	1.0 - 2.5	30 - 75	0.0156 - 0.0391
Juniper	<i>Juniperus</i> spp.	2.5 - 5.0	75 - 150	0.0391 - 0.0781
Lantana	<i>Lantana camara</i>	1.0 - 2.5	30 - 75	0.0156 - 0.0391
Lilac	<i>Syringa</i> spp.	0.5 - 2.5	15 - 75	0.0078 - 0.0391
Loropetalum	<i>Loropetalum chinensis</i>	0.5 - 2.5	15 - 75	0.0078 - 0.0391
Manhattan Euonymus	<i>Euonymus kiautschovicus</i> "Manhattan"	2.5 - 5.0	75 - 150	0.0391 - 0.0781
Ninebark	<i>Physocarpus</i> spp.	0.5 - 1.0	15 - 30	0.0078 - 0.0156
Oleander	<i>Nerium</i> spp.	1.0 - 2.5	30 - 75	0.0156 - 0.0391
Orange Jasmine	<i>Murraya paniculata</i>	0.5 - 3.5	15 - 105	0.0078 - 0.0547
Photinia	<i>Photinia fraseri</i>	2.5 - 5.0	75 - 150	0.0391 - 0.0781

**Foliar Spray Application Rate Ranges for Diluted Mixture of Tide Paclo 2SC for Treatment of Various Shrub and Vine Species**

Plant Name	Scientific Name	Rate per Gallon of Spray Solution		
		fl. oz.	mL	lbs. a.i.
Pittosporum	<i>Pittosporum</i> spp.	2.5 - 5.0	75 - 150	0.0391 - 0.0781
Plumbago	<i>Plumbago auriculata</i>	1.0 - 5.0	30 - 150	0.0156 - 0.0781
Podocarpus	<i>Podocarpus</i> spp.	1.0 - 2.5	30 - 75	0.0156 - 0.0391
Privet	<i>Ligustrum</i> spp.	2.5 - 5.0	75 - 150	0.0391 - 0.0781
Pyracantha	<i>Pyracantha</i> spp.	2.5 - 3.5	75 - 105	0.0391 - 0.0547
Rhaphiolepis	<i>Rhaphiolepis indica</i>	1.0 - 5.0	30 - 150	0.0156 - 0.0781
Rhododendron	<i>Rhododendron</i> spp.	0.5 - 2.5	15 - 75	0.0078 - 0.0391
Rose	<i>Rosa</i> spp.	1.0 - 3.5	30 - 105	0.0156 - 0.0547
Rose of Sharon	<i>Hibiscus syriacus</i>	0.5 - 1.0	15 - 30	0.0078 - 0.0156
Schefflera	<i>Schefflera arboricola</i>	2.5 - 5.0	75 - 150	0.0391 - 0.0781
Serviceberry	<i>Amelanchier</i> spp.	0.5 - 1.0	15 - 30	0.0078 - 0.0156
Spirea	<i>Spirea</i> spp.	0.5 - 1.0	15 - 30	0.0078 - 0.0156
Surinam Cherry	<i>Eugenia uniflora</i>	1.0 - 2.5	30 - 75	0.0156 - 0.0391
Trifoliolate Orange	<i>Poncirus trifoliata</i>	2.5 - 5.0	75 - 150	0.0391 - 0.0781
Viburnum	<i>Viburnum</i> spp.	1.0 - 5.0	30 - 150	0.0156 - 0.0781
Weigela	<i>Weigela florida</i>	0.5 - 1.0	15 - 30	0.0078 - 0.0156
Winter Jasmine	<i>Jasminum nudiflorum</i>	2.5 - 3.5	75 - 105	0.0391 - 0.0547
Yew	<i>Taxus</i> spp.	2.5 - 5.0	75 - 150	0.0391 - 0.0781

**Plant Foliar Sprays**

- To minimize regrowth after pruning make applications within two weeks following pruning.
- Pruning after applications have been made can remove the product from the plant and decrease the amount of growth reduction.
- Use a non-ionic surfactant for best results. Always read and follow all cautionary statements and other information appearing on the surfactant label.
- Maintain agitation in the spray tank to ensure uniform distribution within the spray solution.
- Apply the foliar spray using a medium-coarse spray until spray solution begins to drip from all plant surfaces. Ensure that all inner stems are thoroughly covered.
- Wait at least 8 weeks between treatments.
- In outdoor commercial ornamental and nursery uses, follow foliar applications of Tide Paclo 2SC with irrigation within 24 hours to remove product from foliage and limit surface movement. If overhead irrigation is not available, time treatment applications to allow Tide Paclo 2SC to dry on the treated surface prior to rainfall.
- To limit unwanted surface runoff in outdoor ornamental uses, do not apply when growth media is saturated.
- The rates in the tables “**Drench Rates for Individual Woody Shrubs Using Diluted**

**Mixture of Tide Paclo 2SC Tree Growth Regulator Total Volume of Diluted Mixture In Milliliters & Ounces,” “Soil Treatment for Vine Species and Rates for Vegetative Growth Control,” and “Foliar Spray Application Rate Ranges for Diluted Mixture of Tide Paclo 2SC for Treatment of Various Shrub and Vine Species”** are guidelines as some species may respond more or less to Tide Paclo 2SC. Efficacy may also vary depending on weather conditions, geographic conditions and other biological factors. Treat a small number of plants prior to determining specific application rates for different species under actual use conditions. Use the higher rates when treating subtropical plants growing in locations with longer growing seasons.

- Foliar sprays at higher dosage rates may leave a white residue on the plant foliage. Take precautions when treating around sidewalks, driveways, buildings, decks, fences, vehicles or other structural surfaces as staining may occur. Wash immediately with water if product comes into contact with these surfaces.
- Take precaution to minimize application to non-target plants that come in contact with Tide Paclo 2SC.
- Avoid pruning following application in order to not remove the terminal shoots of the treated plant. However, certain species may require light pruning to remove unregulated shoots and maintain shape and form.

---

## **USE AND RESTRICTIONS**

---

- Apply at labeled rates and always follow safety procedures.
- For shrub and vine use, **do not** use on areas to be cultivated for food or food crops within two years of treatment.
- For shrub and vine use, **do not** apply more than 1 gallon per acre per application (2 lbs. ai/A).
- For shrub and vine use, **do not** apply more than 1 gallon per acre per year (2 lbs. ai/A).
- For shrub and vine use, **do not** treat plants more than 4 times per year.
- Basal drench and soil injection application of Tide Paclo 2SC may result in localized, temporary discoloration of turfgrass immediately adjacent to the treatment site.
- Ensure that basal drenches on slopes or other areas subject to erosion by rainfall or irrigation are deep enough and adequately covered with fresh soil. The use of one or more soil dams in the temporary berm can increase application uniformity.

**Chemigation:** Do not apply this product through any type of irrigation system.

## **STORAGE AND DISPOSAL**

Do not contaminate water, food or feed by storage or disposal. Open dumping is prohibited. Do not reuse empty container.

**PESTICIDE STORAGE:** Keep container closed when not in use. Do not store near food or feed. Protect from freezing. In case of spill or leak on floor or paved surfaces, soak up with sand, earth or synthetic absorbent. Remove to chemical waste area.

**PESTICIDE DISPOSAL:** Pesticide wastes are toxic. Improper disposal of excess pesticide, spray mixture, or rinsate is a violation of federal law. If these wastes cannot be disposed of by use according to label instructions, contact your State Pesticide or Environmental Control Agency, or the hazardous waste representative at the nearest EPA Regional Office for guidance.

**CONTAINER DISPOSAL:** Nonrefillable container. Do not reuse or refill this container. Triple rinse container (or equivalent) promptly after emptying. Triple rinse as follows: Empty the remaining contents into application equipment or a mix tank and drain for 10 seconds after the flow begins to drip. Fill the container 1/4 full with water and recap. Shake for 10 seconds. Pour rinsate into application equipment or a mix tank or store rinsate for later use or disposal. Drain for 10 seconds after the flow begins to drip. Repeat this procedure two more times. Then offer for recycling if available or puncture and dispose of in a sanitary landfill, or by incineration, or, if allowed by state and local authorities, by burning. If burned, stay out of smoke.

## **LIMITED WARRANTY AND DISCLAIMER**

Zhejiang Tide CropScience Co., Ltd. warrants that this product conforms to the chemical description on the label and is reasonably fit for the purposes stated on the label when used in strict accordance with the directions, subject to the inherent risks set forth below.

Our recommendations for use of this product are based upon tests believed to be reliable. The use of this product being beyond control of the manufacturer, no guarantee, expressed or implied, is made as to the effects of such use or the results to be obtained if not used in accordance with printed directions and established safe practice. To the fullest extent permitted by law, buyer's exclusive remedy and manufacturer's or seller's exclusive liability for any and all claims, losses, damages or injuries resulting from the use or handling of this product, whether or not based in contract, negligence, strict liability in tort or otherwise shall be limited, at the manufacturer's option to replacement of, or the repayment of the purchase price for, the quantity of product with respect to which damages are claimed.

### **Inherent Risks of Use**

It is impossible to eliminate all risks associated with use of this product. Crop injury, lack of performance, or other unintended consequences may result because of such factors as use of the product contrary to label instructions (including conditions noted on the label, such as unfavorable temperatures, soil conditions, etc.), abnormal conditions (such as excessive rainfall, drought, tornadoes, hurricanes), presence of other materials, the manner of application, or other factors, all of which are beyond the control of Zhejiang Tide CropScience Co., Ltd. or the seller. To the fullest extent permitted by law, all such risks shall be assumed by buyer.

### **Terms and Conditions of Use**

If terms of the Limited Warranty & Disclaimer and Inherent Risks of Use are not acceptable, return unopened package at once to the seller for a full refund of purchase price paid. Otherwise,

to the fullest extent permitted by law, use by the buyer or any other user constitutes acceptance of the terms under Warranty Disclaimer and Inherent Risks of Use.

Embark® is a trademark of PBI/Gordon Corp

\*Trademark of SePRO Corporation.

EPA [approval date]