

80518-3

04-12-2010

1/13



UNITED STATES ENVIRONMENTAL PROTECTION AGENCY
WASHINGTON, D.C. 20460

OFFICE OF
PREVENTION, PESTICIDES AND
TOXIC SUBSTANCES

April 12, 2010

Ross Gilbert
Pyxis Regulatory Consulting, Inc
4110 136th Street NW
Gig Harbor, WA 98332

Subject: Notification to Update Storage and Disposal Statement per PRN 2007-4
Product Name: Incite
EPA Reg. No: 80518-3
Your Submission Dated March 9, 2010

Dear Mr. Gilbert:

The Biopesticides and Pollution Prevention Division is in receipt of your application for Notification under Pesticide Registration Notice (PRN) 2007-4, dated above. A screen of the labeling revision request has been conducted for its applicability under PRN 2007-4, and it has been determined that the action request falls within the scope of this document. Our records have been duly noted, and the printed label with this application has been stamped "Notification Accepted" and will be placed in our records as current and updated. Should you have any questions regarding this action, you may contact Gina Casciano at (703) 605-0513 or via email at casciano.gina@epa.gov.

Sincerely,

Linda Hollis

Linda A. Hollis, Chief
Biochemical Pesticides Branch
Biopesticides and Pollution
Prevention Division (7511P)

Please read instructions on reverse before completing form.

Form Approved. EPA No. 2070-0060. Approval expires 2-28-95



United States
Environmental Protection Agency
Washington, DC 20460

<input type="checkbox"/>	Registration
<input type="checkbox"/>	Amendment
<input checked="" type="checkbox"/>	Other

OPP Identifier Number

Application for Pesticide - Section I

1. Company/Product Number 80518-3	2. EPA Product Manager L. Hollis	3. Proposed Classification <input checked="" type="checkbox"/> None <input type="checkbox"/> Restricted
4. Company/Product (Name) Cytotek Enterprises, Inc. / Incite	PM# <u>91</u> BPPD	
5. Name and Address of Applicant (Include ZIP Code) Cytotek Enterprises, Inc. c/o Pyxis Regulatory Consulting, Inc. 4110 136th St. NW Gig Harbor, WA 98332 <input type="checkbox"/> Check if this is a new address	6. Expedited Review. In accordance with FIFRA Section 3(c)(3)(b)(i), my product is similar or identical in composition and labeling to: EPA Reg. No. _____ Date: <u>4/12/10</u> Product Name _____ Reviewer: <u>G. Casciano</u>	

Notification Accepted

Section - II

<input type="checkbox"/> Amendment - Explain below.	<input type="checkbox"/> Final printed labels in response to Agency letter dated _____
<input type="checkbox"/> Resubmission in response to Agency letter dated _____	<input type="checkbox"/> "Me Too" Application.
<input checked="" type="checkbox"/> Notification - Explain below.	<input type="checkbox"/> Other - Explain below.

Explanation: Use additional page(s) if necessary. (For section I and Section II.)

Notification of label change per PR Notice 2007-4. This notification is consistent with the guidance in PR Notice 2007-4 and the requirements of EPA's regulations at 40 CFR 156.10, 156.140, 156.144, 156.146, and 156.156. No other changes have been made to the labeling or the Confidential Statement of Formula for this product. I understand that it is a violation of 18 U.S.C. Sec. 1001 to willfully make any false statement to EPA. I further understand that if the amended label is not consistent with the requirements of 40 CFR 156.10, 156.140, 156.144, 156.146, and 156.156, this product may be in violation of FIFRA and I may be subject to enforcement action and penalties under sections 12 and 14 of FIFRA.

Section - III

1. Material This Product Will Be Packaged In:				2. Type of Container	
Child-Resistant Packaging <input type="checkbox"/> Yes <input checked="" type="checkbox"/> No	Unit Packaging <input type="checkbox"/> Yes <input checked="" type="checkbox"/> No	Water Soluble Packaging <input type="checkbox"/> Yes <input checked="" type="checkbox"/> No		<input type="checkbox"/> Metal	<input checked="" type="checkbox"/> Plastic
* Certification must be submitted		If "Yes" Unit Packaging wgt. No. per container	If "Yes" Package wgt. No. per container	<input type="checkbox"/> Glass	<input type="checkbox"/> Paper
3. Location of Net Contents Information <input checked="" type="checkbox"/> Label <input type="checkbox"/> Container		4. Size(s) Retail Container 2.5 gals		5. Location of Label Directions <input type="checkbox"/> On Label <input checked="" type="checkbox"/> On Labeling accompanying product	
6. Manner in Which Label is Affixed to Product <input checked="" type="checkbox"/> Lithograph Paper glued Stenciled				<input type="checkbox"/> Other _____	

Section - IV

1. Contact Point (Complete items directly below for identification of individual to be contacted, if necessary, to process this application.)		
Name Ross Gilbert	Title Agent	Telephone No. (include Area Code) (253) 853-7369
2. Signature 		8. Date Application Received (Stamped)
3. Title Agent		
4. Typed Name Ross Gilbert		
5. Date 3/9/10		

Certification

I certify that the statements I have made on this form and all attachments thereto are true, accurate and complete. I acknowledge that any knowingly false or misleading statement may be punishable by fine or imprisonment or both under applicable law.

11

3
13

PYXIS REGULATORY CONSULTING, INC.

4110 136th St. NW
Gig Harbor, WA 98332

Phone: 253-853-7369
Fax: 253-853-5516
www.PyxisRC.com

March 9, 2010

COURIER DELIVERY

Linda Hollis (BPPD)
Document Processing Desk (NOTIF)
Office of Pesticide Programs (7504P)
U.S. Environmental Protection Agency
Room S-4900, One Potomac Yard
2777 S. Crystal Drive
Arlington, VA 22202

RE: Cytotek Enterprises, Inc. – Incite (EPA Reg. No. 80518-3)
Revision to Container Disposal Instructions per PRN 2007-4

Dear Ms. Hollis,

On behalf of Cytotek Enterprises, Inc. please find the enclosed label notification revising the container disposal instructions for Incite per PRN 2007-4.


In support of this notification submission, we submit the following documents:

1. Completed Application for Registration (EPA Form 8570-1)
2. One (1) copy of the Incite labeling with changes tracked
3. One (1) copy of the Incite labeling with changes incorporated
4. Certification with Respect to Label Integrity
5. One (1) copy of the Incite labeling on CD
6. Letter of Authorization

Please feel free to contact me by phone (253) 853-7369 or by email at Ross@PyxisRC.com if you have any questions or need any additional information.

Sincerely,

Ross Gilbert



Enclosures

cc: F. Dean; Cytotek Enterprises, Inc.

Incite

A Plant Growth Regulator For Use on Field Crops, Fruits, Tree Nuts, Vegetables, Herbs and Spices, Forage Grasses and Non-Food Crops such as Ornamentals, Trees and Turf

ACTIVE INGREDIENTS:

Cytokinin, as Kinetin.....	0.09%
Gibberellic Acid (GA ₃).....	0.05%
Indole-3-Butyric Acid (IBA).....	0.05%
OTHER INGREDIENTS:	99.81%
TOTAL:	100.00%

Notification Accepted

Date: 4/12/10

Reviewer: G. Casciano

KEEP OUT OF REACH OF CHILDREN

CAUTION

FIRST AID	
If in eyes:	<ul style="list-style-type: none"> • Hold eye open and rinse slowly and gently with water for 15-20 minutes. • Remove contact lenses, if present, after the first 5 minutes, then continue rinsing eye. • Call a poison control center or doctor for treatment advice.
HOT LINE NUMBER	
Have the product container or label with you when calling a poison control center or doctor, or going for treatment. You may also contact 1-800-424-9300 for emergency medical treatment information.	

PRECAUTIONARY STATEMENTS
HAZARDS TO HUMANS AND DOMESTIC ANIMALS
CAUTION

Causes moderate eye irritation. Avoid contact with eyes or clothing. Wash thoroughly with soap and water after handling.

PERSONAL PROTECTIVE EQUIPMENT (PPE)

Applicators and other handlers must wear: long-sleeved shirt and long pants, shoes plus socks.

Follow the manufacturer's instructions for cleaning/maintaining PPE. If no such instructions for washables, use detergent and hot water. Keep and wash PPE separately from other laundry.

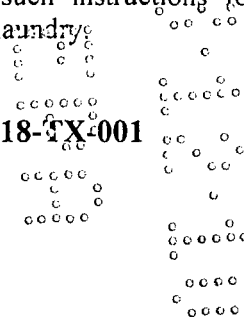
EPA Reg. No. 80518-3

EPA Est. No. 80518-TX-001

Manufactured By:

CytoTek Enterprises, Inc.
25414 Sugar Valley Lane
Spring, TX 77373

Net Contents: 2.5 gallons (320 ounces)



ENVIRONMENTAL HAZARDS

Do not apply directly to water, or to areas where surface water is present or to intertidal areas below the mean high water mark. Do not contaminate water when disposing of equipment washwater or rinsate. Treated seed exposed on soil surface may be hazardous to wildlife. Cover or collect seeds spilled during loading.

USER SAFETY RECOMMENDATIONS

- Users should:
- Wash hands before eating, drinking, chewing gum, using tobacco or using the toilet.
 - Remove clothing/PPE immediately if pesticide gets inside. Then wash thoroughly and put on clean clothing.
 - Remove PPE immediately after handling this product. As soon as possible, wash thoroughly and change into clean clothing.

DIRECTIONS FOR USE:

It is a violation of Federal law to use this product in a manner inconsistent with its labeling. Do not apply this product in a way that will contact workers or other persons, either directly or through drift. Only protected handlers may be in the area during application. For any requirements specific to your State or Tribe, consult the State or Tribal agency responsible for pesticide regulation.

AGRICULTURAL USE REQUIREMENTS

Use this product only in accordance with its labeling and with the Worker Protection Standard, 40 CFR part 170. This Standard contains requirements for the protection of agricultural workers on farms, forests, nurseries, and greenhouses, and handlers of agricultural pesticides. It contains requirements for training, decontamination, notification, and emergency assistance. It also contains specific instructions and exceptions pertaining to the statements on this label about personal protective equipment (PPE), and restricted-entry interval. The requirements in this box only apply to uses of this product that are covered by the Worker Protection Standard.

Do not enter or allow worker entry into treated areas during the restricted-entry interval (REI) of 4 hours.

PPE required for early entry to treated areas that is permitted under the Worker Protection Standard and that involves contact with anything that has been treated, such as plants, soil, or water is:

- Coveralls
- Chemical resistant gloves (made of any waterproof material)
- Shoes plus socks

NON-AGRICULTURAL USE REQUIREMENTS

The requirements in this box apply to uses of this product that are NOT within the scope of the Worker Protection Standard (WPS) for agricultural pesticides (40 CFR Part 170). The WPS applies when this product is used to produce agricultural plants on farms, forests, nurseries, or greenhouses.

Keep unprotected persons out of treated areas until sprays have dried.

GENERAL INFORMATION

Incite is a blend of bio-stimulants containing synthetic and naturally occurring plant growth regulators and plant hormones. The blend of Cytokinin (as Kinetin), Gibberellic Acid, and Indole-3-Butyric Acid stimulates plant growth and development, enhances cell division, cell differentiation, cell enlargement, root growth, and nutrient utilization; these effects are expected to promote:

- Increased yields
- Increased fruit set
- Improved resistance to environmental stress
- Earlier maturity
- Improved crop quality

Use Incite on the following food and non-food crops:

FIELD CROPS:

ALFALFA, CLOVER, CORN (Includes Field Corn and Popcorn), COTTON, LUPINE, PEANUTS, RICE, SORGHUM, MILO, SOYBEANS, SUGAR BEETS, WHEAT

FRUITS:

APPLES, AVOCADO, BANANAS, BLUEBERRIES, CANE FRUIT (Includes Blackberries, Currants, Gooseberries and Raspberries), CITRUS (Includes Grapefruit, Lemon, Lime, Oranges, Tangelos and Tangerines), GRAPES, PEARS, PLANTAINS, STONE FRUIT (Includes Apricots, Cherries, Nectarines, Peaches and Plums), STRAWBERRIES

TREE NUTS:

ALMONDS, CASHEWS, CHESTNUTS, COCONUTS, HAZELNUTS, MACADAMIA, PECANS, PISTACHIOS, WALNUTS

VEGETABLES:

ASPARAGUS, BEANS (Includes Blackeyed Peas, Broad Beans, Chickpeas, Cowpeas, Crowder Peas, Fava Beans, Garbanzo Beans, Kidney Beans, Lima Beans, Mung Beans, Navy Beans, Pinto Beans, Snap Beans, Southern Peas and Wax Beans), BROCCOLI, BRUSSELS SPROUTS, CABBAGE, CARROTS, CAULIFLOWER, CELERY, CORN (Sweet), CUCUMBER, EGGPLANT, GARLIC, GINSENG, LETTUCE, MELONS, OKRA, ONIONS, PEAS (Includes Lentils), PEPPERS, POTATOES, PUMPKINS, RADISHES, SHALLOTS, SPINACH, SQUASH, SWEET POTATOES, TOMATOES

HERBS & SPICES:


BASIL, CHIVE, CILANTRO, CORIANDER, DILL, FENNEL, MARJORAM, NUTMEG, PARSLEY, PEPPER, ROSEMARY, SAFFRON, SAGE, SAVORY, SWEET BAY, TARRAGON

NON-FOOD CROPS:

ORNAMENTALS, TREES, TURF

GRASS FORAGE:

Includes all pasture and range grasses



APPLICATION INSTRUCTIONS

Seed Treatment:

For coating seeds prior to planting, apply Incite at the rate of 1-4 fluid ounces per 100 pounds of seed.

Do not use treated seed for food or feed purposes or process for oil. Treat only those seeds needed for immediate use, minimizing the interval between treatment and planting. Do not store excess treated seeds beyond planting time.

Irrigation/Chemigation

Apply Incite to stimulate root growth through irrigation into the soil surrounding plant roots. See tables below for application rates and timing.

Foliar Spray:

Incite is most effective when used as part of a regular foliar nutritional spray program and can be applied with any standard fertilizer or crop protection spray system. For best results, apply the foliar spray mixture as a fine mist, with low fluid velocity until the foliage is wet. Common surfactants can be used.

For large areas where aircraft or power driven sprayers are used to apply the spray, follow the specific crop use rates in the tables below. Apply with sufficient water to get thorough foliage coverage, 3 to 10 gallons of water per acre for aircraft sprayers and 10 to 50 gallons of water per acre for ground driven spray equipment.

Adjust rates and dosages for foliar applications of Incite depending on the climatic region, soil type and fertility. For best results, increase the frequency of application; additional applications can be made as required.

Compatibility Test for Tank Mix Components

CytoTek Enterprises, Inc. does not assume responsibility for unexpected results when tank mixing with Incite. Conduct a jar test before tank mixing to ensure compatibility of Incite with other pesticides, or fertilizers if the tank mix combination has not been used previously. In addition, apply the mixture to a small area or small number of plants prior to large-scale treatments to ensure the mixture does not result in phytotoxicity.

To test for compatibility, in a small jar, mix a small amount (0.5 to 1 quart) of spray, combining all tank mix ingredients in the same ratio as the anticipated use. If any indications of physical incompatibility develop, do not use this mixture for spraying. These indications usually appear within 5 to 15 minutes after mixing and include observations such as development of a precipitate or surface oil or thick (clabbered) texture. Do not use any spray solution that could clog spray nozzles. Follow the most restrictive of all precautions and limitations on this label and labels of other pesticide products used in the tank mixture with Incite.

CHEMIGATION

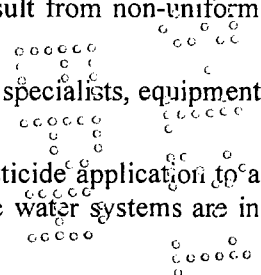
Apply this product only through drip (trickle) irrigation systems. Do not apply this product through any other type of irrigation system.

Crop injury, lack of effectiveness, or illegal pesticide residues in the crop can result from non-uniform distribution of treated water.

If you have questions about calibration, you should contact State Extension Service specialists, equipment manufacturers, or other experts.

Do not connect any irrigation system (including greenhouse systems) used for pesticide application to a public water system unless the pesticide label-prescribed safety devices for public water systems are in place.

A person knowledgeable of the chemigation system and responsible for its operation or under the supervision of the responsible person, shall shut the system down and make necessary adjustments should the need arise.



Chemigation Systems Connected to Public Water Systems

Public water system means a system for the provision to the public of piped water for human consumption if such system has at least 15 service connections or regularly serves an average of at least 25 individuals daily at least 60 days out of the year.

Chemigation systems connected to public water systems must contain a functional, reduced pressure zone, backflow preventer (RPZ) or the functional equivalent in the water supply line upstream from the point of pesticide introduction. As an option to the RPZ, the water from the public water system should be discharged into a reservoir tank prior to pesticide introduction. There shall be a complete physical break (air gap) between the outlet end of the fill pipe and the top or overflow rim of the reservoir tank of at least twice the inside diameter of the fill pipe. The pesticide injection pipeline must contain a functional, automatic, quick-closing check valve to prevent the flow of fluid back toward the injection pump. The pesticide injection pipeline must contain a functional, normally closed, solenoid-operated valve located on the intake side of the injection pump and connected to the system interlock to prevent fluid from being withdrawn from the supply tank when the irrigation system is either automatically or manually shut down. The system must contain functional interlocking controls to automatically shut off the pesticide injection pump when the water pump motor stops, or in cases where there is no water pump, when the water pressure decreases to the point where pesticide distribution is adversely affected.

Systems must use a metering pump, such as a positive displacement injection pump (e.g., diaphragm pump) effectively designed and constructed of materials that are compatible with pesticides and capable of being fitted with a system interlock. Do not apply when wind speed favors drift beyond the area intended for treatment.

Drip (Trickle) Chemigation

- The system must contain a functional check valve, vacuum relief valve, and low pressure drain appropriately located on the irrigation pipeline to prevent water source contamination from backflow.
- The pesticide injection pipeline must contain a functional, automatic, quick-closing check valve to prevent the flow of fluid back toward the injection pump.
- The pesticide injection pipeline must also contain a functional, normally closed, solenoid-operated valve located on the intake side of the injection pump and connected to the system interlock to prevent fluid from being withdrawn from the supply tank when the irrigation system is either automatically or manually shut down.
- The system must contain functional interlocking controls to automatically shut off the pesticide injection pump when the water pump motor stops.
- The irrigation line or water pump must include a functional pressure switch which will stop the water pump motor when the water pressure decreases to the point where pesticide distribution is adversely affected.
- Systems must use a metering pump, such as a positive displacement injection pump, (e.g., diaphragm pump) effectively designed and constructed of materials that are compatible with pesticides and capable of being fitted with a system interlock.

When applying Incite via chemigation, use a pesticide supply tank. Prepare a suspension of Incite in a mix tank by filling the tank with 1/2 to 3/4 the specified amount of water. Start mechanical or hydraulic agitation and slowly add the required amount of Incite. Complete the mix by adding the remaining volume of water.

The spray mixture must be continuously agitated during application.

Apply Incite continuously for the duration of the water application.

APPLICATION RATES AND TIMING

Use lower rates when product is diluted and applied in twenty gallons of water or less per acre.

FOOD/FEED CROPS

VEGETABLES		
Crop	Application Timing	Rate (fl. oz. Incite)
Asparagus	<ol style="list-style-type: none"> For newly established plants make 1 application to new flush or fern growth. For mature crops make 1 application to new fern growth after cuttings have stopped growing. 	4-8 per acre foliar or soil applied.
Beans Peas	<ol style="list-style-type: none"> Seed treatment 	1-4 per 100 pounds of seed
Beans Peas	<ol style="list-style-type: none"> First trifoliolate First bloom Pod initiation 	4-8 per acre foliar or soil applied.
Carrots, Garlic, Onions, Radishes, Shallots	<ol style="list-style-type: none"> At planting/transplanting 2-3 weeks after emergence At root enlargement 	4-8 per acre foliar or soil applied.
Broccoli, Brussels sprouts, Cabbage, Cauliflower	<ol style="list-style-type: none"> At planting At 4-6 true leaf stage 10-14 days later At head initiation 	4-8 per acre foliar or soil applied.
Sweet corn, Popcorn	<ol style="list-style-type: none"> At planting At 20-30 inch growth stage At tasseling 	4-8 per acre foliar or soil applied.
Celery	<ol style="list-style-type: none"> At transplanting Every 10-14 days throughout the growing season 	4-8 per acre foliar or soil applied.
Cucumber, Eggplant, Melons, Peppers, Pumpkins, Squash	<ol style="list-style-type: none"> At planting Pre-bloom Every 7-14 days until harvest 	4-8 per acre foliar or soil applied.
Lettuce, Spinach	<ol style="list-style-type: none"> At 4 leaf stage Every 7-14 days until harvest 	4-8 per acre foliar or soil applied.
Potatoes, Sweet potato	<ol style="list-style-type: none"> At planting At hilling At tuber set At bloom 	4-8 per acre foliar or soil applied.

VEGETABLES		
Crop	Application Timing	Rate (fl. oz. Incite)
Tomatoes	<ol style="list-style-type: none"> At planting/transplant Pre-bloom Repeat every 7-14 days until harvest 	4-8 per acre foliar or soil applied.
Ginseng	<ol style="list-style-type: none"> Apply monthly beginning at full leaf expansion and continue until frost. 	4-8 per acre foliar or soil applied.

FIELD CROPS		
Crop	Application Timing	Rate (fl. oz. Incite)
Alfalfa	<ol style="list-style-type: none"> Apply in early Spring and repeat after each cutting or heavy grazing. 	4-8 per acre or soil applied
Clover	<ol style="list-style-type: none"> Apply in early Spring and repeat after each cutting or heavy grazing. 	4-8 per acre foliar or soil applied.
Cotton	<ol style="list-style-type: none"> At planting At pinhead square Every 7-14 days 	4-8 per acre foliar or soil applied.
Corn, field	<ol style="list-style-type: none"> At planting At 20-30 inch growth stage At tasseling 	4-8 per acre foliar or soil applied.
Lupine	<ol style="list-style-type: none"> Apply in early Spring and repeat after each cutting or heavy grazing. 	4-8 per acre foliar or soil applied.
Milo	<ol style="list-style-type: none"> At planting At 10-20 inch growth stage At tasseling 	4-8 per acre foliar or soil applied.
Peanut	<ol style="list-style-type: none"> At planting 3 weeks after emergence Repeat every 7-14 days until harvest 	4-8 per acre foliar or soil applied.
Rice	<ol style="list-style-type: none"> At planting At pinnacle initiation 	4-8 per acre foliar or soil applied.
Soybeans	<ol style="list-style-type: none"> At planting 1-2 applications during the growing season 	4-8 per acre foliar or soil applied.
Sorghum	<ol style="list-style-type: none"> At planting 	4-8 per acre foliar or soil applied.
Sugar Beet	<ol style="list-style-type: none"> At planting 1-2 applications during the growing season 	4-8 per acre foliar or soil applied.
Wheat	<ol style="list-style-type: none"> At planting Early Spring 	4-8 per acre foliar or soil applied.

FRUIT		
Crop	Application Timing	Rate (fl. oz. Incite)
Apples	1. At green growth 2. Apply every 14 days after petal fall until harvest	4-8 per acre foliar or soil applied.
Avocado	1. Pre-bloom 2. Every 30 days through the growing season	4-8 per acre foliar or soil applied.
Bananas, Plantain	1. At sucker formation 2. Every 14 days until harvest	4-8 per acre foliar or soil applied.
Grapes	1. At start of Spring growth 2. At berry set 3. Every 14 days following berry set throughout the growing season	4-8 per acre foliar or soil applied.
Grapefruit, Lemons, Lime, Oranges, Tangelos, Tangerines	1. Pre-bloom 2. With summer spray 3. With Fall spray	4-8 per acre foliar or soil applied.
Blackberries, Currants, Gooseberries, Raspberries	1. Pre-bloom 2. Every 30 days through the growing season	4-8 per acre foliar or soil applied.
Blueberries	1. Pre-bloom 2. Every 30 days through the growing season	4-8 per acre foliar or soil applied.
Cherries	1. Pre-bloom 2. Apply every 14 days after petal fall until harvest	4-8 per acre foliar or soil applied.
Strawberries	1. At emergence 2. At first bloom 3. 14 days throughout the growing season	4-8 per acre foliar or soil applied.
Apricots, Nectarines, Peaches, Plums	1. Pre-bloom 2. Apply every 14 days after petal fall until harvest	4-8 per acre foliar or soil applied.
Pears	1. At green growth 2. Apply every 14 days after petal fall until harvest	4-8 per acre foliar or soil applied.

HERBS AND SPICES		
Crop	Application Timing	Rate (fl. oz. Incite)
Basil, Chives, Cilantro, Coriander Dill, Fennel, Marjoram, Nutmeg, Parsley, Pepper, Rosemary, Saffron, Sage, Savory, Sweet bay Tarragon	1. Every 14 days after green up or emergence	4-8 per acre foliar or soil applied.

TREE NUTS		
Crop	Application Timing	Rate (fl. oz. Incite)
Almond, Cashew, Chestnuts, Coconuts, Hazelnuts, Macadamia nuts, Pecans, Pistachio, Walnut	1. Pre-bloom 2. Every 14 days following petal fall throughout the growing season	4-8 per acre foliar or soil applied.

GRASS FORAGE:

Incite can be used on fescue and all pasture and range grasses and grasses grown for hay or silage that will be fed to or grazed by livestock. Apply at 4-8 fluid ounces Incite per acre.

NON-FOOD CROPS

TURF:

Incite can be used in turf grass seed production, sod production, parks, golf courses, athletic fields and home lawns at a rate of 4-8 fluid ounces Incite per acre. For sod production, parks, golf courses, athletic fields and home lawns, begin Incite applications at the initial growth stage and continue throughout the season at 2 to 4 week intervals. Additional applications can be made after periods of heavy traffic use or high stress. Spray newly applied sod to help new root growth and root penetration of soil. A late season spray will help improve resistance to winter kill and frost damage. For seed production, apply 4-8 fluid ounces Incite per acre just prior to spear formation.

DECIDUOUS OR CONIFEROUS TREES AND SHRUBS:

Make the first Incite application early in the season at the initiation of new growth, applying 4-8 fluid ounces Incite per acre. Follow with two sprays of 4-8 fluid ounces Incite per acre at 14 to 21 day intervals during the growing season. A late season spray will help improve resistance to winter kill and frost damage, although it is not a substitute for standard winter protection. A late season application will help Christmas trees retain their dark green color after cutting.

FIELD ORNAMENTALS:

Start the season by applying 4-8 fluid ounces Incite per acre at the early leaf stage. Continue with regular applications of 4-8 fluid ounces Incite per acre every 2 weeks.

GREENHOUSE ORNAMENTALS:

Apply to soil at transplant or start by spraying the foliage to run off point within 10 days of transplant or emergence at the rate of 4-8 fluid ounces Incite per 100 gallons of water. Continue with regular applications of 4-8 fluid ounces Incite per acre every 2 weeks.

STORAGE AND DISPOSAL

Do not contaminate water, food or feed by storage or disposal.

PESTICIDE STORAGE: Store Incite in its original container in a cool, dry locked place out of the reach of children and out of direct sunlight.

PESTICIDE DISPOSAL: Wastes resulting from the use of this product must be disposed of on site or at an approved waste disposal facility.

CONTAINER DISPOSAL: Nonrefillable container. Do not reuse or refill this container. Triple rinse container (or equivalent) promptly after emptying. Triple rinse as follows: Empty the remaining contents into application equipment or a mix tank and drain for 10 seconds after the flow begins to drip. Fill the container 1/4 full with water and recap. Shake for 10 seconds. Pour rinsate into application equipment or a mix tank or store rinsate for later use or disposal. Drain for 10 seconds after the flow begins to drip. Repeat this procedure two more times. Then offer for recycling if available or puncture and dispose of in a sanitary landfill, or by incineration, or, if allowed by state and local authorities, by burning. If burned, stay out of smoke.

CONDITIONS OF SALE

Seller warrants this product consists of the ingredients specified and is reasonably fit for the purposes stated on this label when used in accordance with directions under normal use. No one other than an officer of CytoTek Enterprises, Inc. is authorized to make any warranty or guarantee of this product. Because the time, place, rate of application and environmental conditions of use are beyond the seller's control, to the extent permitted by law the seller's liability from handling, storage, and use of this product are limited to replacement of the product or a refund of the purchase price.

EPA 20100309

