

80346-1

3/15/2010

1 of 10



UNITED STATES ENVIRONMENTAL PROTECTION AGENCY
WASHINGTON D.C., 20460

OFFICE OF
PREVENTION, PESTICIDES AND
TOXIC SUBSTANCES

Ag-Chem Consulting
Pesticide Science and Registration
c/o for Modec, Inc.
12208 Quinque Lane
Clifton, VA 20124

MAR 15 2010

Attention: Dr. Matthew Brooks
Regulatory Specialist

Subject: MDF-200 Bottle (Part A)
EPA Reg. No. 80346-1
Amendment Letter Dated March 2, 2010

This will acknowledge receipt of your notification submitted under the provisions of FIFRA Section 3(c) (9). Based on a review of the submitted material, the following apply:

Notification of an Alternate Brand Name: "**Remedial Con-C (Part A)**"

The Notification is in compliance with PR Notice 98-10 and is acceptable. This information has been made a part of your file.

If you have any questions concerning this letter, please contact Demson Fuller at (703) 308-8062.

Sincerely,

A handwritten signature in black ink that reads "M Swindell".

Marshall Swindell
Product Manager (33)
Regulatory Management Branch 1
Antimicrobials Division (7510C)

2010



United States
Environmental Protection Agency
 Washington, DC 20460

<input type="checkbox"/>	Registration
<input type="checkbox"/>	Amendment
<input checked="" type="checkbox"/>	Other

OPP Identifier Number

Application for Pesticide - Section I

1. Company/Product Number Modec Inc./80346-1	2. EPA Product Manager Marshall Swindell	3. Proposed Classification <input checked="" type="checkbox"/> None <input type="checkbox"/> Restricted
4. Company/Product (Name) Modec Inc./ MDF-200 Part A	PM# 33	
5. Name and Address of Applicant (Include ZIP Code) Modec Inc. 4725 Oakland St. Denver CO 80239 <input type="checkbox"/> Check if this is a new address	6. Expedited Review. In accordance with FIFRA Section 3(c)(3)(b)(i), my product is similar or identical in composition and labeling to: EPA Reg. No. _____ Product Name _____	

Section - II

<input type="checkbox"/> Amendment - Explain below.	<input type="checkbox"/> Final printed labels in response to Agency letter dated _____
<input type="checkbox"/> Resubmission in response to Agency letter dated _____	<input type="checkbox"/> "Me Too" Application.
<input checked="" type="checkbox"/> Notification - Explain below.	<input type="checkbox"/> Other - Explain below.

Explanation: Use additional page(s) if necessary. (For section I and Section II.)

Notification of Additional Brand Name REMEDIALCON-C Part A
 This notification is consistent with the provisions of PR Notice 98-10 and EPA regulations at 40CFR 152.46, and no other changes have been made to the labeling or the confidential statement of formula of this product. I understand that it is a violation of 18 U.S.C. Sec 1001 to willfully make any false statement to EPA. I further understand that if this notification is not consistent with the terms of PR Notice 98-10 and 40CFR152.46, this product may be in violation of FIFRA and I may be subject to enforcement action and penalties under sections 12 and 14 of FIFRA.

Section - III


1. Material This Product Will Be Packaged In:				2. Type of Container	
Child-Resistant Packaging <input type="checkbox"/> Yes <input checked="" type="checkbox"/> No	Unit Packaging <input type="checkbox"/> Yes <input checked="" type="checkbox"/> No	Water Soluble Packaging <input type="checkbox"/> Yes <input checked="" type="checkbox"/> No		<input type="checkbox"/> Metal	<input checked="" type="checkbox"/> Plastic
* Certification must be submitted		If "Yes" Unit Packaging wgt.	No. per container	If "Yes" Package wgt	No. per container
				<input type="checkbox"/> Glass	<input type="checkbox"/> Paper
				<input type="checkbox"/> Other (Specify) _____	
3. Location of Net Contents Information <input checked="" type="checkbox"/> Label <input type="checkbox"/> Container		4. Size(s) Retail Container 0.5 oz., 1 oz., 1 gal., 5 gal.		5. Location of Label Directions <input checked="" type="checkbox"/>	
6. Manner in Which Label is Affixed to Product <input checked="" type="checkbox"/> Lithograph <input type="checkbox"/> Paper glued <input type="checkbox"/> Stenciled			<input type="checkbox"/> Other _____		

Section - IV

1. Contact Point (Complete items directly below for identification of individual to be contacted, if necessary, to process this application.)		
Name Dr. Matthew Brooks	Title Regulatory Consultant	Telephone No. (Include Area Code) 703-266-0123
Certification I certify that the statements I have made on this form and all attachments thereto are true, accurate and complete. I acknowledge that any knowingly false or misleading statement may be punishable by fine or imprisonment or both under applicable law.		6. Date Application Received (Stamped)
2. Signature 	3. Title Regulatory Consultant	
4. Typed Name Dr. Matthew Brooks	5. Date 03-02-10	

33

3 of 10



Ag-Chem Consulting
Pesticide Science and Registration
12208 Quinque Lane, Clifton VA 20124
(703) 266-0128 mwbrooks01@yahoo.com
(703) 266-4377 Fax

March 2, 2010

To: Marshall Swindell
Antimicrobials Division
OPPTS
One Potomac Yard
2777 S. Crystal Dr.
Arlington Virginia 22202

RE: **Modec RemedialCon-C Part A**
EPA Registration Number 80346-1
Additional Brand Name


Dear Mr. Swindell:

Attached please find a notification to add the additional brand name **RemedialCon-C**.


An example of the proposed additional brand name label is attached.

Please feel free to contact me at 703-266-0128 if you have any questions concerning this submission.

Sincerely,


Matthew W. Brooks,
Ag-Chem Consulting
Authorized Represent

332
DF



40 of 10

modec Inc.
REMEDIALCON-C Part A

Modec Decon Formulation
Antibacterial Disinfectant and Cleaner

Cleaner · Mildewstat
Disinfectant · Deodorizer · Fungicide · Algaecide · Virucide

RemedialCon-C Part A - Active Ingredient:

Alkyl (50% C ₁₄ , 10% C ₁₆ , 40% C ₁₂)	
Dimethyl benzyl ammonium chlorides	3.2%
Inert Ingredients:	<u>96.8%</u>
	Total 100.0%


DANGER

KEEP OUT OF REACH OF CHILDREN.

Corrosive. Causes irreversible eye damage.
SEE BACK PANEL FOR ADDITIONAL PRECAUTIONARY STATEMENTS

This is a proven disinfectant, cleaner, fungicide, mildewstat and virucide (including norovirus).
This product has been shown to control and inhibit mold and mildew on porous and nonporous surfaces.

NET CONTENTS:



First Aid

IF IN EYES: Hold eye open and rinse slowly and gently with water for 15-20 minutes. Remove contact lenses, if present, after the first 5 minutes, then continue rinsing. Call a poison control center or doctor for further treatment advice.

IF ON SKIN: Take off contaminated clothing. Rinse skin immediately with plenty of water for 15-20 minutes. Call a poison control center or doctor for further treatment advice.


IF SWALLOWED: Call a poison control center or doctor immediately for treatment advice. Have a person sip a glass of water if able to swallow. Do not induce vomiting unless told to do so by a poison control center or doctor. Do not give anything by mouth to an unconscious person.

IF INHALED: Move person to fresh air. If person is not breathing, call 911 or an ambulance, then give artificial respiration, preferably mouth to mouth, if possible. Call a poison control center or doctor for further treatment advice.

NOTE TO PHYSICIAN

Probable mucosal damage may contraindicate the use of gastric lavage.

**Modec's Decon Formula (MDF)
is Commercially Manufactured
using the Formula Licensed by**



**Modex Decon Formulation
Antibacterial Disinfectant and Cleaner**

Advanced Disinfectant System

[Note-ATCC Numbers added are optional text, numbers may not appear on final printed labels]

Technology originally developed and patented by Sandia National Laboratories.
A Serious Product for a Serious Problem
REMEDIALCON-C is Produced Commercially using the Formula Licensed by Sandia National Laboratories

Foaming Action

- Inhibits and Retards Growth of Mold, Mildew and Fungus on Porous and hard nonporous Surfaces.
- Shown to be effective against the pathogenic bacteria Staphylococcus aureus, (including MRSA Staphylococcus) Salmonella enterica, and Pseudomonas aeruginosa
- Proven to be effective against Norovirus
- Cleans & Controls Mold Growth on Porous and hard Non-Porous Surfaces as listed on the label
- Cleaner, Mildewstat, Fungicide, Disinfectant, Virucide and Deodorizer
- Used in Schools, Hospitals, Homes, and Commercial Facilities

Before and After
Photo plate 1



Photo Plate 2

REMEDIALCON-C is a breakthrough product based on technology originally developed and patented by Sandia National Laboratories.

REMEDIALCON-C is commercially manufactured using the license from Sandia National Laboratories. REMEDIALCON-C prevents mildew & fungus (the causative agent for Athlete's Foot, Trichophyton mentagrophytes, ATCC #9533) on hard nonporous surfaces and inhibits the growth of mold, mildew and fungal spores on wooden decks, cement, aluminum siding, wood siding and other porous and non-porous surfaces.

REMEDIALCON-C effectively cleans and disinfects all hard nonporous surfaces including those in basements and bathrooms as well as metal, plastic and glazed ceramic tile.

REMEDIALCON-C cleans and inhibits the growth of mold and mildew on porous surfaces of fences, cement walkways, aluminum siding, wood, painted walls, metal, plastic, stucco, planters boxes, terracotta, and ceramic tile.

REMEDIALCON-C is an effective biocide that cleans basements, bathrooms, fences, walkways and any other place mold grows.

STOPS MOLD COLD

HAZARDS TO HUMANS AND DOMESTIC ANIMALS
DANGER

Corrosive. Causes irreversible eye damage. Causes skin irritation. Harmful if inhaled. Do not get in eyes, on skin, or on clothing. Avoid breathing vapor or spray mist. Wear protective eyewear such as goggles, face shield or safety glasses. Wear chemical resistant gloves. Wash thoroughly with soap and water after handling and before eating, drinking, chewing gum, or using tobacco. Remove and wash contaminated clothing before reuse.

When Applied as an Aerosol




Photo Plate 3

ASSEMBLY: REMEDIALCON-C is a two part system. Fill empty mixing container with equal portions of Part A and Part B. Screw mixing container onto the spray-bridge (dip-tube side). Snap aerosol container onto the small end of spray-bridge making sure container is firmly seated.

USE: Depress round actuator tab of spray-bridge to dispense newly mixed solution.

Note: To prevent the possibility of spraying pure propellant from the aerosol container, do not allow liquid in mixing bottle to become empty during use. The combined liquid from Parts A & B remains active for 12 hours after mixing. Product must remain in contact with surface area for a minimum of 10 minutes.

Contents of aerosol container is under pressure. Do not puncture or incinerate container. Do not expose to heat, fire, sparks or flame. Do not store at temperatures above 120F.

Intentional misuse by intentionally or deliberately concentrating and inhaling contents can be harmful or fatal.

DIRECTIONS FOR USE

[Note-ATCC Numbers added are optional text, numbers may not appear on final printed labels]

It is a violation of Federal law to use this product in a manner inconsistent with its labeling. The product is designed specifically as a general cleaner and disinfectant for use in homes, hospitals, and commercial facilities. It is formulated to disinfect hard, non-porous, inanimate environmental surfaces such as floors, walls, metal surfaces, stainless steel, porcelain, glazed ceramic tile, plastic surfaces, bathrooms, shower stalls, bathtubs, hard nonporous cabinets, and walls of swimming pools. May be used in the kitchen on non-food contact surfaces. In addition, this product deodorizes areas that are hard to keep fresh smelling including garbage cans, basements, restrooms and areas prone to odors caused by microorganisms.

MODEC DECON FORMULA – REMEDIALCON-C is a binary (two part) system. Before use, mix equal parts of REMEDIALCON-C PART A and REMEDIALCON-C PART B. Apply the newly mixed solution as a spray onto surfaces as directed below.

PRE-CLEANING - Prior to disinfection of surfaces, spray the mixture (Part A and Part B) onto the surface and allow to penetrate (about 2 minutes), and then clean all surfaces thoroughly.

DISINFECTION—To disinfect surfaces apply the mixture and allow to remain wet for ten minutes. No scrubbing is necessary. The product will not leave grit. When used as directed, this product exhibits effective disinfectant activity against the organisms: Staphylococcus aureus (ATCC 6538, HIP-5836), including Methicillin-Resistant Staphylococcus aureus (MRSA Staphylococcus, ATCC 33592)), Staphylococcus epidermidis (ATCC 12228), Salmonella enterica (ATCC 10708), Pseudomonas aeruginosa (ATCC 15442), Klebsiella pneumoniae (ATCC 4352), Proteus mirabilis (ATCC 9240), Vancomycin-Resistant Enterococcus faecalis (ATCC 51299) and Enterobacter aerogenes (ATCC 15038), Escherichia coli (0157:H7), (ATCC 43888), Escherichia coli (ESBL), (ATCC BAA-196), and Listeria monocytogenes (ATCC 19117). This product meets the requirements for hospital use.

VIRUCIDAL ACTIVITY - When used as directed, this product is virucidal against Influenza A (ATCC VR-544) and Influenza B (VR-823) virus as well as Norovirus (Feline Calicivirus (ATCC VR-782) was tested as surrogate).

FUNGICIDAL ACTIVITY – REMEDIALCON-C has been demonstrated to be fungicidal on hard non porous surfaces against *Trichophyton mentagrophytes* (ATCC 9533), *Aspergillus niger* (ATCC 6275 and 1015) and *Penicillium variable* (ATCC 52262). Remove gross filth and debris from the surface along with any mold that can be removed by hand. Apply a blended mixture of equal parts REMEDIALCON-C Part A and REMEDIALCON-C Part B as a spray onto a mold afflicted surface and allow to stand for 10 minutes.

FUNGISTATIC ACTIVITY - REMEDIALCON-C has been demonstrated to be fungistatic on porous and nonporous surfaces. Apply a blended mixture of equal parts of REMEDIALCON-C Part A and REMEDIALCON-C Part B to the surface to be treated and let dry.

MOLD and MILDEW CONTROL - This product controls mold and mildew on porous and hard nonporous surfaces. Clean the surface to be treated, then spray with the product, making sure to wet completely. Let the surface air dry but surface must remain wet for at least 10 minutes. Reapply as necessary.

DEODORIZING – REMEDIALCON-C is an effective deodorizer when applied to areas affected with:

- Pet odors
- Food odors
- Putrefying odors
- Smoke odors

Always check fabric surfaces for colorfastness when applying REMEDIALCON-C. Remove gross filth. Mix equal parts of REMEDIALCON-C PART A and REMEDIALCON-C PART B and apply to surfaces until they appear wet to eliminate odors. Allow product to air dry or surface to remain wet for at least 10 minutes.

SWIMMING POOL APPLICATIONS - When used as directed, this product may be used as an algacide to treat walls of swimming pools. Mix equal parts of REMEDIALCON-C Part A and REMEDIALCON-C Part B prior to application.

ALGAECIDE USE - After draining or before filling pool, spray and scrub walls with product. Allow to remain on surface for 30 minutes prior to rinsing.

TO CLEAN BY SPRAY APPLICATIONS - For outdoor use on cement, aluminum and wood siding, wood decks and roofs to inhibit the growth of mold and mildew.

REMOVES STAINS FROM SURFACES - REMEDIALCON-C may be used to clean surfaces. Mix 4 ounces of REMEDIALCON-C PART A and REMEDIALCON-C Part B into one gallon of water. Apply liberally to coat surfaces and allow to remain wet for 30 minutes. Scrub surface with sponge to remove stains.

SPRAYING - REMEDIALCON-C is a binary (two part) system. Mix equal parts of REMEDIALCON-C PART A and REMEDIALCON-C PART B directly into ULV spray equipment. Apply mixed product at a rate of 1 ounce to 100-sq. ft. of surface area. Allow surface to air dry or remain wet for at least 30 minutes.

STORAGE AND DISPOSAL - Do not contaminate water, food, or feed by storage or disposal.

STORAGE - Store in a dry place no lower in temperature than 50°F or higher than 120°F.

CONTAINER DISPOSAL - Nonrefillable container. Do not reuse or refill this container. Wrap container and put in trash.

PESTICIDE DISPOSAL - Pesticide wastes are acutely hazardous. Triple rinse or pressure rinse (or equivalent) promptly after emptying. Triple rinse as follows: Empty the remaining contents into application equipment or a mix tank and drain for 10 seconds after the flow begins to drip. Fill the container ¼ full with water and recap. Shake for 10 seconds. Pour rinsate into application equipment or a mix tank or store rinsate for later use or disposal. Drain for 10 seconds after flow begins to drip. Repeat this procedure two or more times.

EPA REG. NO. 80346- 1 (Part A)
EPA EST. NO. 65001-CO-01

US. Patent No. 6,566,574 B1 Made in USA

Manufactured by Modec, Inc. - 4725 Oakland Street
Denver, Colorado 80239 - 800-967-7887
1-800-967-7887 - www.deconsolutions.com
info@deconsolutions.com

