

UNITED STATES ENVIRONMENTAL PROTECTION AGENCY

Modec, Inc.
c/o Ag-Chem Consulting
12208 Quinque Lane
Clifton, VA 20124

MAR 15 2006

Attention: Dr. Matthew Brooks

Subject: MDF-200 Bottle 1 (Part A)
EPA Registration No. 80346-1
Amendment Application Date: February 16, 2006
EPA Received Date: February 17, 2006


This will acknowledge receipt of your notification, submitted under the provisions of FIFRA section 3 (c) 9. Based on a review of the material, the following comment apply.

- Adding additional photographs to the product labeling.

This application is acceptable and has been made a part of the records for this file.

If you have any comments or questions concerning this letter, please contact me at (703) 308-6341 or Portia Jenkins at (703) 308-6230.

Sincerely,



Marshall Swindell
Product Manager 33
Regulatory Management Branch I
Antimicrobials Division (7510C)

CONCURRENCES

SYMBOL							
SURNAME							
DATE							



Ag-Chem Consulting
Pesticide Science and Registration
12208 Quinque Lane, Clifton VA 20124
(703) 266-0128 mwbrooks01@yahoo.com
(703) 266-4377 Fax

February 16, 2006

To Marshall Swindell
Product Manager 33
Antimicrobials Division
U.S. EPA

Subject: MDF-200 Bottle (Part A)
EPA File Symbol 80346-1
Label Change Notification- Adding Additional Photographs

Dear Mr. Swindell,

Ag-Chem Consulting, on behalf of Modec Inc., is submitting the following notification for adding additional photographs to the label for the above product. The photographs are similar in nature to those currently on the label; however they were taken with a digital camera which allows greater resolution when reproduced. A copy of the revised label is included with this notification.

Please feel free to contact me if you need additional information.

Very Sincerely

Dr. Matthew Brooks
Director, Ag-Chem Consulting
An Authorized Representative for Modec.

3/19

Please read instructions on reverse before completing form.

Form Approved, OMB No. 2070-0060, Approval expires 2-28-95



United States
Environmental Protection Agency
Washington, DC 20460

<input type="checkbox"/>	Registration
<input type="checkbox"/>	Amendment
<input checked="" type="checkbox"/>	Other

OPP Identifier Number

Application for Pesticide - Section I

1. Company/Product Number Modec Inc./80346-1	2. EPA Product Manager Marshall Swindell	3. Proposed Classification <input checked="" type="checkbox"/> None <input type="checkbox"/> Restricted
4. Company/Product (Name) Modec Inc./ MDF-200 Bottle 1 (Part A)	PM# 33	
5. Name and Address of Applicant (Include ZIP Code) Modec, Inc. 4725 Oakland Street Denver, CO 80239 <input type="checkbox"/> Check if this is a new address	6. Expedited Review. In accordance with FIFRA Section 3(c)(3)(b)(i), my product is similar or identical in composition and labeling to: EPA Reg. No. _____ Product Name _____	

Section - II

<input type="checkbox"/> Amendment - Explain below.	<input type="checkbox"/> Final printed labels in response to Agency letter dated _____
<input type="checkbox"/> Resubmission in response to Agency letter dated _____	<input type="checkbox"/> "Me Too" Application.
<input checked="" type="checkbox"/> Notification - Explain below.	<input type="checkbox"/> Other - Explain below.

Explanation: Use additional page(s) if necessary. (For section I and Section II.)

Notification of additional photographs for label per notice 98-10.
This notification is consistent with the provisions of PR Notice 98-10 and EPA regulations at 40 CFR 152.46, and no other changes have been made to the labeling or the confidential statement of formula of this product. I understand that it is a violation of 18 U.S.C. Sec. 1001 to willfully make any false statement to the EPA. I further understand that if this notification is not consistent with the terms of PR Notice 98-10 and 40 CFR 152.46, this product may be in violation of FIFRA and I may be subject to enforcement action and penalties under sections 12 and 14 of FIFRA.

Section - III

1. Material This Product Will Be Packaged In:				2. Type of Container	
Child-Resistant Packaging <input type="checkbox"/> Yes <input checked="" type="checkbox"/> No	Unit Packaging <input checked="" type="checkbox"/> Yes <input type="checkbox"/> No	Water Soluble Packaging <input type="checkbox"/> Yes <input checked="" type="checkbox"/> No		<input type="checkbox"/> Metal	<input checked="" type="checkbox"/> Plastic
* Certification must be submitted		If "Yes" Unit Packaging wgt. 1 lb	No. per container 1	If "Yes" Package wgt.	No. per container
3. Location of Net Contents Information <input checked="" type="checkbox"/> Label <input type="checkbox"/> Container		4. Size(s) Retail Container 5 oz.		5. Location of Label Directions <input checked="" type="checkbox"/> On labeling on box	
6. Manner in Which Label is Affixed to Product <input checked="" type="checkbox"/> Lithograph <input type="checkbox"/> Paper glued <input type="checkbox"/> Stenciled				<input type="checkbox"/> Other _____	

Section - IV

1. Contact Point (Complete items directly below for identification of individual to be contacted, if necessary, to process this application.)		
Name Dr. Matthew Brooks	Title Director, Ag-Chem Consulting	Telephone No. (Include Area Code) 703-266-0128
Certification I certify that the statements I have made on this form and all attachments thereto are true, accurate and complete. I acknowledge that any knowingly false or misleading statement may be punishable by fine or imprisonment both under applicable law.		6. Date Application Received (Stamped)
2. Signature 	3. Title Director, Ag-Chem Consulting	
4. Typed Name Matthew Brooks	5. Date 2/16/06	

4/19

modec inc. MDF-200 Part A

Modec Decon Formulation Antibacterial Disinfectant and Cleaner Cleaner · Mildewstat Disinfectant · Deodorizer · Fungicide

MDF-200 Part A - Active Ingredient:

Alkyl (50% C ₁₄ , 10% C ₁₆ , 40% C ₁₂)	3.2%
Dimethyl benzyl ammonium chlorides	96.8%
Inert Ingredients:	
Total	100.0%

MDF 200 Part B - Active Ingredient:

Hydrogen Peroxide	7.95%
Inert Ingredients:	92.05%
Total	100.0%

DANGER

KEEP OUT OF REACH OF CHILDREN. Corrosive. Causes irreversible eye damage. Causes skin irritation. Harmful if inhaled. Do not get in eyes, on skin, or on clothing. Avoid breathing vapor or spray mist. Wear protective eyewear such as goggles, face shield or safety glasses. Wear chemical resistant gloves. Wash thoroughly with soap and water after handling and before eating, drinking, chewing gum, or using tobacco. Remove and wash contaminated clothing before reuse.

**SEE BACK PANEL FOR ADDITIONAL
PRECAUTIONARY STATEMENTS**

NET CONTENTS:

First Aid

IF SWALLOWED: Call a poison control center or doctor immediately for treatment advice. Have a person sip a glass of water if able to swallow. Do not induce vomiting unless told to do so by a poison control center or doctor. Do not give anything by mouth to an unconscious person.

IF IN EYES: Hold eye open and rinse slowly and gently with water for 15-20 minutes. Remove contact lenses, if present, after the first 5 minutes, then continue rinsing. Call a poison control center or doctor for further treatment advice.

IF ON SKIN: Take off contaminated clothing. Rinse skin immediately with plenty of water for 15-20 minutes. Call a poison control center or doctor for further treatment advice.

IF INHALED: Move person to fresh air. If person is not breathing, call 911 or ambulance, then give artificial respiration, preferably mouth to mouth, if possible. Call a poison control center or doctor for further treatment advice.

NOTE TO PHYSICIAN

Probable mucosal damage may contraindicate the use of gastric lavage.

Modec's Decon Formula (MDF)
is Commercially Manufactured
using the Formula Licensed by



Sandia National Laboratories

6/19

Modec Decon Formulation
Antibacterial Disinfectant and Cleaner

Advanced Restoration, Remediation & Disinfectant System
Coverage up to 500 square feet

Technology originally developed and patented by Sandia National Laboratories.
A Serious Product for a Serious Problem
MDF 200 is Produced Commercially using the Formula Licensed by Sandia National Laboratories

Foaming Action

- Inhibits and Retards Growth of Mold, Mildew and Fungus.
- Shown to be effective against the pathogenic bacteria Staphylococcus aureus, Salmonella choleraesuis, and Pseudomonas aeruginosa
- Cleans & Controls Mold Growth on Porous and Non-Porous Surfaces
- Cleaner, Mildewstat, Fungicide, Disinfectant, and Deodorizer
- Used by Professionals in Schools, Hospitals, Homes, and Commercial Facilities

Before and After
Photo plate 1



Photo Plate 2

MDF 200 is a breakthrough product based on technology originally developed and patented by Sandia National Laboratories.

MDF 200 is commercially manufactured using the license from Sandia National Laboratories. MDF 200 kills mildew & fungus (such as those that cause Athlete's Foot) on hard nonporous surfaces and inhibits the growth of mold, mildew and fungal spores on wooden decks, cement, aluminum, wood siding and other porous and non-porous surfaces. This technology is used by professionals for remediation in hospitals, schools, homes and commercial facilities.

MDF 200 effectively cleans and disinfects all hard nonporous surfaces including those in basements and bathrooms as well as metal, plastic and ceramic tile.

MDF 200 cleans and inhibits the growth of mold and mildew on porous surfaces of fences, cement walkways, siding, wood, painted walls, metal, plastic, stucco, planters boxes, terracotta, and ceramic tile.

MDF 200 is an effective biocide that cleans and restores basements, bathrooms, fences, walkways and any other place mold grows.

STOPS MOLD GROW

Mold spores are ever-present in the environment and will grow when food and moisture are present.

Professionals recommend appropriate eye and respiratory equipment be worn when undertaking mold abatement procedures.

When Applied as an Aerosol

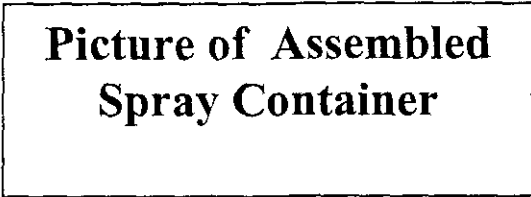


Photo Plate 3

ASSEMBLY: MDF 200 is a two part system. Fill empty mixing container with equal portions of Part A and Part B. Screw mixing container onto the spray-bridge (dip-tube side). Snap aerosol container onto the small end of spray-bridge making sure container is firmly seated.

USE: Depress round actuator tab of spray-bridge to dispense newly mixed solution.

Note: To prevent the possibility of spraying pure propellant from the aerosol container, do not allow liquid in mixing bottle to become empty during use. The combined liquid from Parts A & B remains active for 12 hours after mixing. Product must remain in contact with surface area for a minimum of 10 minutes.

Contents of aerosol container is under pressure. Do not puncture or incinerate container. Do not expose to heat, fire, sparks or flame. Do not store at temperatures above 120F.

Intentional misuse by intentionally or deliberately concentrating and inhaling contents can be harmful or fatal.

Remove stains from surfaces prior to mold and mildew treatment
MDF 200 may be used to clean surfaces. Spray liberally to coat surfaces and allow to remain wet for 30 minutes. Scrub surface with sponge to remove stains.

Mold Remediation Clean-up Methods

Prior to application of MDF 200, clean the affected area using one of the following or another preferred professional method.

Method 1: Wet Vacuum (in the case of porous material, some mold spores/fragments will remain in the material but will not grow if the material is completely dried).

Method 2: Damp-wipe surfaces with plain water or use a wood floor cleaner; scrub as needed.

Method 3: High-efficiency particulate air (HEPA) vacuum after the material has been thoroughly dried. Dispose of the contents of the HEPA vacuum in well-sealed plastic bags.

HAZARDS TO HUMANS AND DOMESTIC ANIMALS**SURFACE CLEANING PROCEDURES**

Prior to application of MDF 200 as an antimicrobial agent, gross filth, heavy soil, blood and other bodily fluids must be thoroughly cleaned from surfaces and objects before application of this product. Blood and other bodily fluids should be autoclaved and disposed of according to local regulations and infectious waste disposal. Use appropriate personal protection when handling items exposed to blood and bodily fluids.

DIRECTIONS FOR USE

It is a violation of Federal law to use this product in a manner inconsistent with its labeling. The product is designed specifically as a general cleaner and disinfectant for use in homes, hospitals, and commercial facilities. It is formulated to disinfect hard, non-porous, inanimate environmental surfaces such as floors, walls, metal surfaces, stainless steel, porcelain, glazed ceramic tile, plastic surfaces, bathrooms, shower stalls, bathtubs, and cabinets. May be used in the kitchen on non-food contact surfaces. In addition, this product deodorizes areas that are hard to keep fresh smelling including garbage cans, basements, restrooms and areas prone to odors caused by microorganisms.

MODEC DECON FORMULA – “MDF” is a binary (two part) system. Before use, mix equal parts of MDF PART A and MDF PART B. Apply the newly mixed solution as a spray onto surfaces as directed below.

DISINFECTION, DEODORIZING AND CLEANING - Prior to disinfection of surfaces, spray the mixture (Part A and Part B) onto the surface and allow to penetrate, and then clean all surfaces thoroughly. To disinfect surfaces reapply the mixture and allow to remain wet for ten minutes. No scrubbing is necessary. The product will not leave grit.

9/19

BACTERICIDAL ACTIVITY - When used as directed, this product exhibits effective disinfectant activity against the organisms: *Staphylococcus aureus*, *Salmonella choleraesuis*, *Pseudomonas aeruginosa*, and meets the requirements for hospital use.

MILDEWSTAT - To control mold and mildew on hard, non-porous surfaces, clean the surface to be treated, then spray with the product, making sure to wet completely. Let the surface air dry. Reapply as new growth appears.

FUNGICIDAL ACTIVITY - This product has been demonstrated to be fungicidal against *Trichophyton mentagrophytes*. Use as directed on hard, non-porous surfaces.

MOLD CONTROL- To control mold and mildew, clean the surface to be treated, then spray with the product, making sure to wet completely. Let the surface air dry. Clean surface and reapply as necessary.

DEODORIZING - Mix equal parts of MDF 200 PART A and MDF 200 PART B and apply to surfaces until they appear wet to eliminate odors. Allow product to air dry or surface to remain wet for at least 10 minutes.

CONTACT TIME FOR ALL SURFACES - Allow surface to remain wet for 10 minutes.

Brush and Spray Applications

For outdoor use on cement, aluminum and wood siding, wood decks and roofs to inhibit the growth of mold and mildew.

Remove stains from surfaces prior to disinfection

MDF-200 may be used to clean surfaces. Mix 4 ounces of MDF PART A and Part B into one gallon of water. Apply liberally to coat surfaces and allow to remain wet for 30 minutes. Scrub surface with sponge to remove stains.

SPRAYING - MDF" is a binary (two part) system. Mix equal parts of MDF PART A and MDF PART B directly into ULV spray equipment. Apply mixed product at a rate of 1 ounce to 100-sq. ft. of surface area. Allow surface to air dry or remain wet for at least 30 minutes.

10/19

BRUSHING - MDF" is a binary (two part) system. Mix equal parts of MDF PART A and MDF PART B. Apply mixed product at a rate of 1 ounce to 100-sq. ft. of surface area. Brush into surface. Allow surface to air dry or remain wet for at least 30 minutes. Rinse.

STORAGE AND DISPOSAL

Do not contaminate water, food, or feed by storage or disposal.

STORAGE – Store in a dry place no lower in temperature than 50°F or higher than 120°F.

CONTAINER DISPOSAL – Do not reuse empty container. Rinse empty container with water. Plastic containers may be disposed of in a sanitary landfill, incinerated, or if allowed by local authorities, by burning. If burned, stay out of smoke. For containers 1 gallon or more: Do not reuse empty container (bottle, can, and bucket). Wrap container and put in trash.

PESTICIDE DISPOSAL – Pesticide wastes are acutely hazardous. Improper disposal of excess pesticide, spray mixture, or rinse is a violation of Federal Law. If these wastes cannot be disposed of by use according to label instructions contact your Safe Pesticide or Environmental Control Agency, or the Hazardous Waste Representative at the nearest EPA Regional Office for guidance.

EPA REG. NO. 80346- 1 (Part A)

EPA REG. NO. 80346- 2 (Part B)

EPA EST. NO. 65001-CO-01

US. Patent No. 6,566,574 B1 Made in USA

Manufactured by Modec, Inc. - 4725 Oakland Street
Denver, Colorado 80239 - 800-967-7887
1-800-967-7887 - www.deconsolutions.com
info@deconsolutions.com

11/19



Photo Plate 1



BEFORE

AFTER



BEFORE




AFTER




BEFORE

AFTER




BEFORE



AFTER

Photo Plate 2

12/19



siding before
Image_0027.jpg



siding after
01302006 (6).jpg

13/19




basement before
01302006 (7).jpg




basement after
01302006 (9).jpg


14/19



window before
Image_0053.jpg




window foaming action
Image_0055.jpg



window after
Image_0053.jpg


15/A



ceiling before
01302006 (14).jpg



foaming action
01302006 (15).jpg



ceiling after
01302006 (16).jpg

10/19



sink before
Image_0077.jpg




sink after
Image_0093.jpg


tile before
YE6K1240.jpg



tile after
YE6K1243.jpg

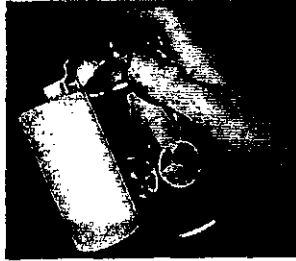


cutaway before
01302006 (18).jpg



cutaway after
YE6K1235.jpg

19/19



ASSEMBLY & USE: MOLD SOLUTION
is a binary [2-part] system. Assemble spray attachment by inserting dip tube onto spray tip. Fill empty mixing container with equal portions of PART A and PART B. Place dip tube into mixing container and screw on firmly to seal. Snap small end of spray attachment onto power spray making sure attachment is seated firmly. The combined liquid remains active for 12 hours after mixing and must be in contact with the mold for 10 minutes. Covers up to 500 square feet.

Photo Plate 3