

79817-3

07/26/2012

1/7



U.S. ENVIRONMENTAL PROTECTION AGENCY

Office of Pesticide Programs
Antimicrobials Division (7510C)
1200 Pennsylvania Avenue NW
Washington, D.C. 20460

EPA Reg. Number:
79817-3

Date of Issuance
JUL 26 2012

Term of Issuance:
Conditional

Name of Pesticide
Product: POOLRX Unit & Booster

NOTICE OF PESTICIDE:

Registration
 Reregistration

(under FIFRA, as amended)

Name and Address of Registrant (include ZIP Code):

PoolRx Worldwide
23111 Antonio Parkway #210
Rancho Santa Margarita, CA
92688

Note: Changes in labeling differing in substance from that accepted in connection with this registration must be submitted to and accepted by the Registration Division prior to use of the label in commerce. In any correspondence on this product always refer to the above EPA registration number.

On the basis the of information furnished by the registrant, the above named pesticide is hereby registered/reregistered under the Federal Insecticide, Fungicide and Rodenticide Act.

Registration is in no way to be construed as an endorsement or recommendation of this product by the Agency. In order to protect health and the environment, the Administrator, on his motion, may at any time suspend or cancel the registration of a pesticide in accordance with the Act. The acceptance of any name in connection with the registration of a product under this Act is not to be construed as giving the registrant a right to exclusive use of the name or to its use if it has been covered by others.

This product is conditionally registered in accordance with FIFRA Section 3(c)(7)(A) provided that you:

1. Submit and/or cite all the data required for registration of your product under FIFRA Section 3(c)(5) when the Agency requires all registrants of similar products to submit such data; and submit required by registration review under FIFRA Section 3(g).
2. Make the following labeling changes:
The following revision to the product label are recommended.

Signature of Approving Official:
Mashall Swindell
Product Manager Team-33
Regulatory Management Branch I
Antimicrobials Division (7510P)

Date:
JUL 26 2012

- The front panel of the label must include the ingredient Statement
 - Delete the phrases *“the natural mineral Purifier”*, Natural Minerals, and *“the natural way”* from the label wherever they appear on the label. Use of the term *“Natural”* on a pesticide label is not allowed as it is considered to be an implied safety claim. As purifier products are required to be registered and are different from swimming pool products you are not permitted to use this term in association with your registration. Pesticides purifier products that treat water that is unfit for human consumption to make it fit for human consumption.
3. All reference to *“bacteria”* on the label must be qualified by adding the phrase *“eliminates bacteria at lower levels of chlorine (i.e., 0.5 ppm of chlorine).”*
 4. The front panel generally includes the EPA Registration No. and the EPA Establishment number.
 5. The front panel must include the signal word **“DANGER”** the **“Keep Out Of reach Of Children”** statement, and the statement **“see back panel for additional precautionary statements.”**
 6. The first aid statement must appear on the front panel of the label.
 7. Change the *“if Swallowed”* statement to read:
 - **IF SWALLOWED:** Call a poison Control Center or doctor immediately for treatment advice. Have person Sip a glass of water if able to swallow. Do not induce vomiting unless told to do so by a Poison Control Center or Doctor. Do not give anything by mouth to an unconscious person.
 - Note to Physician: Probable mucosal damage may contraindicate use of gastric lavage.
 - Have product container or label with you when calling a Poison Control Center or doctor for treatment advice.
 8. Include the following information immediately below the ingredient statement:

CAS #7758-99-8
 Cooper As Metallic Not Less Than 25%
 0.51-LBS. Net Weight
 (233 Grams)

- 9. Include the following information on the back/side panel of the label:
 Precautionary Statement
 Hazard to Humans and Domestic Animals
 Keep Out Of Reach Of Children

DANGER: Corrosive. Causes irreversible eye damage Harmful if swallowed. Do not get in eyes or on clothing. Wear goggles, face shield, or safety glasses. Wash thoroughly with soap and water after handling and before eating, drinking, chewing gum, using restroom or using tobacco. Remove and contaminate clothing before reuse.


- 10. Include the following headings before the start of the label use directions:
 Directions for Use
 It is a violation of Federal Law to use this product in a manner inconsistent with its labeling.
- 11. Please note that the minimum type size for pesticide product labels is 6 Bodoni points. Ensure that no text on the label is below this point size.

If these conditions are not complied with, the registration will be subject to cancellation in accordance with FIFRA sec.6 (e). Your release for shipment of the product constitutes acceptance of these conditions.

Submit two (2) copies of the revised labeling bearing the labeling revisions listed above. A stamped copy of the label is enclosed for your records.

If you have questions concerning this matter, please contact Marshall Swindell at (703) 308-6341 or by email at swindell.marshall@epa.gov

Sincerely,



Marshall Swindell
 Product Manager 33
 Regulatory Management Branch I
 Antimicrobials Division (7510P)


Enclosures: (Stamped Label)

POOLRx™

Natural Mineral Purifier

- REDUCES CHEMICALS
- SIMPLIFIES POOL MAINTENANCE
- ELIMINATES ALL TYPES OF ALGAE

POOLS UP TO 20,000 GALLONS (75,000 LITERS)



Certified to NSF/ANSI 30

ACCEPTED
with COMMENTS
in EPA Letter Dated:
JUL 26 2012

POOLRx
WORLDWIDE
WATER. ENERGY. SOLUTIONS.

Under the Federal Insecticide,
Fungicide, and Rodenticide Act as
amended, for the pesticide,
registered under EPA Reg. No. 79817-3

POOLRx™

Natural Mineral Purifier

ACCEPTED
with COMMENTS
in EPA Letter Dated:

JUL 26 2012
Under the Federal Insecticide,
Fungicide, and Rodenticide Act as amended, for the pesticide,
registered under EPA Reg. No. 49817-3

QUICK START GUIDE

PoolRx and PoolRx Extreme:

Step 1: Start with a Clean Filter

Step 2: Place PoolRx Unit into Skimmer for the first 6 hours or until minerals have completely dissolved

Step 3: Take PoolRx Unit out of Skimmer and Place in the Pump Basket. (for maximum water flow over unit)

Step 4: Set required Chlorine Level


* Note: If you already have a low reading of chlorine (0.2-1.0ppm) you do not need to shock it. Maintain a 0.5-1.0ppm of chlorine for residential pools and 1.5-2.0ppm of chlorine for commercial pools. With PoolRx minerals in the water, it will take less chlorine to obtain your preferred chlorine level.

DON'TS

- NO Algaecides
- NO Phosphate Removers
- NO Sodium Bromide
- NO Cal Hypo directly to pool dilute in water first
- NO Clarifiers

NORMAL POOL CHEMISTRY RANGES

- Chlorine 1ppm
- pH 7.2 to 7.8
- Alk 80 to 120
- Cyn 30ppm to 90ppm



FIRST AID AND PRECAUTIONARY DETAILS

FIRST AID: Have product container or label with you when calling a poison control center or doctor, or going for treatment.

IF SWALLOWED IN CONCENTRATED FORM: Call Poison control center or doctor immediately for treatment advice. Have person sip a glass of water if able to swallow.

Do not induce vomiting unless told to do so by the poison control center or doctor. Do not give anything by mouth to an unconscious person.

EYES: hold eye open and rinse slowly and gently with water for 15-20 minutes. Remove contact lenses, if present, after the first 5 minutes, then continue rinsing eye. Call a poison control center or doctor for treatment advice. NOTE TO PHYSICIAN: Probable mucosal damage may contradict the use of gastric lavage.

STORAGE & DISPOSAL: Keep product dry in tightly closed container when not in use and below 120 F - 50 C.

ENVIRONMENTAL HAZARD: This pesticide is toxic to fish.

NOTE: The hazards and information contained in this warning are for the product, as delivered. The product is intended to be diluted into large amounts of water, where the dissolved solution will not pose the same hazards or concerns.

Any Questions Please Call 1.800.376.6579 or e-mail info@poolrx.com
www.poolrx.com

Manufactured by PoolRx Worldwide
23111 Antonio Pkwy | Suite 210
Rancho Santa Margarita | CA | 92688

FOR BEST RESULTS

- STEP 1** Start with a Clean Filter
- STEP 2** See below for specific directions and tips.
- STEP 3** Refer to Quick Start Guide

ACCEPTED
with COMMENTS
in EPA Letter Dated:

JUL 26 2012

Under the Federal Insecticide,
Fungicide, and Rodenticide Act as
amended, for the pesticide,
registered under EPA Reg. No. 79817-3


POOLRx
WORLDWIDE
WATER. ENERGY. SOLUTIONS.

CARTRIDGE FILTER

OPTION 1 Remove Cartridge element from your filter and then place PoolRx unit in the skimmer. Allow 24 hours for minerals to dissolve and circulate in your pool. Put the cartridge element back in filter after 24hours. Take PoolRx unit out of skimmer and place it in the pump basket. (for maximum water flow).

OPTION 2 Place unit in Skimmer basket for first 24 hours, this give the minerals more time to dissolve and get through the filter, If pressure goes up for a few hours don't be alarmed minerals will dissolve through filter.

TIP If after a week the pressure is up, rinse the filter in the pool so no minerals are lost.



DE FILTER

OPTION 1 Place PoolRx unit in the Skimmer basket for first 24 hours, this give the minerals more time to dissolve and get through the filter. Then place PoolRx unit in the pump basket.

TIP Do not re-clean filter or backwash for at least 2 weeks after instillation unless the pressure is high and it is necessary.



SAND FILTER

OPTION 1 Place PoolRx unit in Skimmer basket for first 24 hours, this give the minerals more time to dissolve and get through the filter. Then place the PoolRx unit in the pump basket.

TIP Do not re-clean filter or backwash for at least 2 weeks after instillation unless the pressure is high and it is necessary.



SIZING AND MAINTENANCE

PoolRx (Blue Unit: Part#101001) 7,500 – 20,000 gallons
Replacement Minerals need to be added every 4-6 months (8oz of Booster Mineral; part#102001)

PoolRx Extreme (Black Unit; Part#101066) 20,000-30,000 gallons
Replacement Minerals need to be added every 4-6 months (14oz of Booster Mineral; part#102001)

The Variance, 4 to 6 months is dependent on Backwash, Splash Out, Bather Load, Algae Kill.

*Also available for spas/hot tubs: Spa Unit (part#101057 for 100-400 gallons) & (part#101055 for 400-1000 gallons)

ACCEPTED
with COMMENTS
in EPA Letter Dated:

JUL 26 2012

Under the Federal Insecticide,
Fungicide, and Rodenticide Act as
amended, for the pesticide,
registered under EPA Reg. No. 79817-3

POOLRX

Natural Mineral Purifier

POOLRX UNIT:

PoolRx contains a proprietary blend of natural minerals that continuously and effectively eliminates algae the natural way. The specially treated alloy cylinder is packed with the PoolRx mineral formulation. These minerals immediately dissolve out of the cylinder and form a stable residual in the pool water. The minerals eliminate the algae while freeing up low levels of chlorine to be more active and productive in the water. During the pools filtration process the minerals are rejuvenated every time they return and pass through the cylinder. PoolRx works synergistically with a constant low level of chlorine. Residential (0.5-1.0ppm); Commercial (1.5-2.0ppm)

The EPA Registered, NSF Certified PoolRx family of products are all natural, non-corrosive and do not adversely affect water chemistry. Normal Pool Chemistry Ranges Required. The PoolRx method is proven to provide algae free water with less chemicals providing a healthier, safer, eco-friendly swimming environment.

INSTALLATION:

- For detailed instructions please refer to inside panel.
- Ensure that filter is clean
- If you have a cartridge filter, we suggest removing it for 6 hours.
- Simply drop the PoolRx Unit into the pump basket or skimmer.
- Recommended chlorine to 0.5-1.0 ppm for residential and 1.5-2.0 ppm for commercial.
- PoolRx Unit must be replaced at the beginning of every swimming season for effective results.
- PoolRx Booster must be added approximately every 4 to 6 months.

SALT POOLS:

- Reduces the need for salt chlorine production to eliminate algae.
- Less high ph chlorine will be produced only 0.5 to 1.0ppm will be needed.
- This will reduce acid demand as there will be less high pH chlorine being produced
- This will extend the life of salt cell. (Salt Cells are at least \$600.00 to replace).
- Less scale build up on salt cell and pool surface, The PoolRx minerals is a natural descaler.

Gallons	Blue Unit	Extreme Unit	Boosters	Liters
20,000	1	0	0	75,000
30,000	0	1	0	115,000
40,000	0	1	1	150,000
50,000	0	1	1	189,000
60,000	0	2	0	225,000
70,000	0	2	1	266,000
80,000	0	2	2	300,000

Active Ingredient **By Weight**

Copper Sulphate
Pentahydrate(chelated).... **52.8%**

Inert Ingredients..... **47.2%**

Copper as metallic 25%.

EPA Reg # 79817-G
EPA Est. # 79817-CA-1
NSF Cert # C0055333
Facility # C0055334



Unit part # 101001
Net weight : 0.72 lbs (0.32 kg)

Commercial units available for 90,000 gallons and up. If your swim season is only 6 months or less go by the start up dosage beginning of each swim season. The units need to be replaced every 12 months, for the minerals to be effectively rejuvenated.

Manufactured by PoolRx Worldwide
23111 Antonio Pkwy | Suite 210
Rancho Santa Margarita | CA | 92688
www.poolrx.com



Certified to NSF/ANSI 60 The maximum use in potable water is 5 mg/L

⚠ DANGER: Keep out of reach of children.
See First Aid and Additional Precautionary details on inside panel