

79676-65

12-13-2007

1/54



U.S. ENVIRONMENTAL PROTECTION AGENCY

Office of Pesticide Programs
Registration Division (H7505C)
401 "M" St., S.W.
Washington, D.C. 20460

NOTICE OF PESTICIDE:

Registration
 Reregistration

(under FIFRA, as amended)

EPA Reg. Number:

79676-65

Date of Issuance:

DEC 13 2007

Term of Issuance:

Unconditional with
label comments

Name of Pesticide Product:

Imazapic E 2 SL
Herbicide

Name and Address of Registrant (include ZIP Code):

Etigra
c/o Michael Kellog
Pyxis Regulatory Consulting, Inc.
4110 136th St. NW
Gig Harbor, WA 98332

Note: Changes in labeling differing in substance from that accepted in connection with this registration must be submitted to and accepted by the Registration Division prior to use of the label in commerce. In any correspondence on this product always refer to the above EPA registration number.

On the basis of information furnished by the registrant, the above named pesticide is hereby registered/reregistered under the Federal Insecticide, Fungicide and Rodenticide Act.

Registration is in no way to be construed as an endorsement or recommendation of this product by the Agency. In order to protect health and the environment, the Administrator, on his motion, may at any time suspend or cancel the registration of a pesticide in accordance with the Act. The acceptance of any name in connection with the registration of a product under this Act is not to be construed as giving the registrant a right to exclusive use of the name or to its use if it has been covered by others.

This product is conditionally registered in accordance with FIFRA sec. 3(c)(7)(A) provided that you:

1. Submit and/or cite all data required for registration/reregistration of your product when the Agency requires all registrants of similar products to submit such data.

2. Make the following changes to your labeling:

a. Change the registration number to "79676-65".

Approving Official:

12-13-07

Page 2
EPA Reg. No. 79676-65

- b. Make all of the changes detailed in the attached document "Summary of Comments on Microsoft Word – 20070821 Imazapic E 2SL Herbicide_submitted to EPA.doc".
3. Submit final labeling for this product **within 30 days** of the date of this letter.

If these conditions are not complied with, the registration will be subject to cancellation in accordance with FIFRA sec. 6(e). Your release for shipment of the product constitutes acceptance of these conditions.

A stamped copy of the label is enclosed for your records.

If you have any questions about this letter, please contact Tobi Colvin-Snyder at 703-305-7801.



Jim Tompkins
Product Manager (25)
Herbicide Branch
Registration Division (7505C)

3/54

Summary of Comments on Microsoft Word - 20070821 Imazapic E 2SL Herbicide_submitted to EPA.doc

Page: 2

Author: tsnyder

Subject: Inserted Text


Date: 12/7/2007 11:38:22 AM

T thoroughly with soap and water after handling and

4/54

Page: 3

Author: tsnyder
Subject: Cross-Out
Date: 12/12/2007 9:38:54 AM

 Delete because no aerial application allowed for these uses.

Author: tsnyder
Subject: Replacement Text
Date: 12/7/2007 11:41:55 AM

 must

5/54

Page: 4

Author: tsnyder
Subject: Cross-Out
Date: 12/7/2007 11:50:45 AM

T

Author: tsnyder
Subject: Inserted Text
Date: 12/7/2007 11:50:25 AM

T Applications should not occur during a temperature inversion, because drift potential is high.

Author: tsnyder
Subject: Note
Date: 12/7/2007 11:55:22 AM

T Add the following text immediately prior to "Wind Erosion":

Sensitive Areas

The pesticide should only be applied when the potential for drift to adjacent sensitive areas (e.g. residential areas, bodies of water, known habitat for threatened or endangered species, nontarget crops) is minimal (e.g. when wind is blowing away from the sensitive areas). Leafy vegetables and cotton, among other crops, are sensitive to Impose herbicide.

Author: tsnyder
Subject: Cross-Out
Date: 12/11/2007 10:43:23 AM

T Aerial application is not permitted.

6/54

Page: 9


Author: tsnyder
Subject: Replacement Text
Date: 12/11/2007 11:06:45 AM
E specified

7/54

Page: 11

Author: tsnyder
Subject: Cross-Out
Date: 12/11/2007 11:11:40 AM



Author: tsnyder
Subject: Cross-Out
Date: 12/11/2007 10:45:42 AM
 Aerial application is not permitted.

8/54

Page: 12

Author: tsnyder
Subject: Replacement Text
Date: 12/11/2007 11:15:03 AM
FA instructions

Author: tsnyder
Subject: Cross-Out
Date: 12/12/2007 9:45:06 AM
F Did not meet requirements for reregistration, and is covered under "other labeled products" in the interim period before cancellation.

9/54

Page: 18

Author: tsnyder
Subject: Replacement Text
Date: 12/11/2007 11:20:50 AM
FA do not apply

10/
/54

Page: 19

Author: tsnyder
Subject: Replacement Text
Date: 12/11/2007 11:21:44 AM
T Instructions

Author: tsnyder
Subject: Cross-Out
Date: 12/11/2007 11:22:06 AM
T

Author: tsnyder
Subject: Cross-Out
Date: 12/11/2007 11:22:22 AM
T

11/54

Page: 34

Author: tsnyder
Subject: Inserted Text
Date: 12/12/2007 9:36:06 AM

T_A To the extent allowable by applicable law,

Author: tsnyder
Subject: Inserted Text
Date: 12/12/2007 9:36:27 AM

T_A to the extent allowable by applicable law,

Summary of Comments on Microsoft Word -
20070821 Imazapic E 2SL
Herbicide_submitted to EPA.doc

12/54

Page: 2

Author: tsnyder
Subject: Inserted Text
Date: 12/7/2007 11:38:22 AM
T thoroughly with soap and water after handling and

13/
54

Page: 3

Author: tsnyder
Subject: Cross-Out
Date: 12/12/2007 9:38:54 AM

~~F~~ Delete because no aerial application allowed for these uses.

Author: tsnyder
Subject: Replacement Text
Date: 12/7/2007 11:41:55 AM

~~F~~_A must

14/54

Page: 4

Author: tsnyder
Subject: Cross-Out
Date: 12/7/2007 11:50:45 AM

T

Author: tsnyder
Subject: Inserted Text
Date: 12/7/2007 11:50:25 AM

T Applications should not occur during a temperature inversion, because drift potential is high.

Author: tsnyder
Subject: Note
Date: 12/7/2007 11:55:22 AM

T Add the following text immediately prior to "Wind Erosion":

Sensitive Areas

The pesticide should only be applied when the potential for drift to adjacent sensitive areas (e.g. residential areas, bodies of water, known habitat for threatened or endangered species, nontarget crops) is minimal (e.g. when wind is blowing away from the sensitive areas). Leafy vegetables and cotton, among other crops, are sensitive to Impose herbicide.

Author: tsnyder
Subject: Cross-Out
Date: 12/11/2007 10:43:23 AM

T Aerial application is not permitted.

15/54

Page: 9

Author: tsnyder
Subject: Replacement Text
Date: 12/11/2007 11:06:45 AM
T specified

16/54

Page: 11

Author: tsnyder
Subject: Cross-Out
Date: 12/11/2007 11:11:40 AM



Author: tsnyder
Subject: Cross-Out
Date: 12/11/2007 10:45:42 AM
Aerial application is not permitted.



17/
54

Page: 12

Author: tsnyder
Subject: Replacement Text
Date: 12/11/2007 11:15:03 AM
T instructions

Author: tsnyder
Subject: Cross-Out
Date: 12/12/2007 9:45:06 AM
T Did not meet requirements for reregistration, and is covered under "other labeled products" in the interim period before cancellation.


18/54

Page: 18

Author: tsnyder

Subject: Replacement Text

Date: 12/11/2007 11:20:50 AM

 do not apply

19/54

Page: 19

Author: tsnyder
Subject: Replacement Text
Date: 12/11/2007 11:21:44 AM
⌘ Instructions

Author: tsnyder
Subject: Cross-Out
Date: 12/11/2007 11:22:06 AM
⌘

Author: tsnyder
Subject: Cross-Out
Date: 12/11/2007 11:22:22 AM
⌘

20/
54

Page: 34

Author: tsnyder
Subject: Inserted Text
Date: 12/12/2007 9:36:06 AM

T_A To the extent allowable by applicable law,

Author: tsnyder
Subject: Inserted Text
Date: 12/12/2007 9:36:27 AM

T_A to the extent allowable by applicable law,

21/54

Imazapic E 2 SL Herbicide

Imazapic E 2 SL Herbicide is for use in Peanuts and for Weed Control, Native Grass Establishment and Turf Growth Suppression on Pastures, Rangeland, Noncrop Areas and Conservation Reserve Program (CRP) land.

ACTIVE INGREDIENT:

Ammonium salt of imazapic (+)-2-[4,5-dihydro-4-methyl-4-(1-methylethyl)-5-oxo-1H-imidazol-2-yl]-5-methyl-3-pyridinecarboxylic acid* 23.6%

OTHER INGREDIENTS: 76.4%

TOTAL: 100.0%

*Equivalent to 22.2% (+)-2-[4,5-dihydro-4-methyl-4-(1-methylethyl)-5-oxo-1H-imidazol-2-yl]-5-methyl-3-pyridinecarboxylic acid

(1 gallon contains 2.0 pounds of active ingredient as the free acid)

KEEP OUT OF REACH OF CHILDREN CAUTION/PRECAUCION!

Si usted no entiende la etiqueta, busque a alguien para que se la explique a usted en detalle.
(If you do not understand the label, find someone to explain it to you in detail.)

FIRST AID	
If inhaled:	<ul style="list-style-type: none"> • Move person to fresh air. • If person is not breathing, call 911 or an ambulance, then give artificial respiration, preferably by mouth-to-mouth, if possible. • Call a poison control center or doctor for further treatment advice.
If on skin or clothing:	<ul style="list-style-type: none"> • Take off contaminated clothing. • Rinse skin immediately with plenty of water for 15-20 minutes. • Call a poison control center or doctor for treatment advice.
If in eyes:	<ul style="list-style-type: none"> • Hold eye open and rinse slowly and gently with water for 15-20 minutes. • Remove contact lenses, if present, after the first 5 minutes, then continue rinsing eye. • Call a poison control center or doctor for treatment advice.
HOT LINE NUMBER	
Have the product container or label with you when calling a poison control center or doctor, or going for treatment. You may also contact 1-800-424-9300 for emergency medical treatment information.	

See inside label booklet for additional PRECAUTIONARY STATEMENTS

EPA Reg. No. 79676-

EPA Est. No.

Manufactured for:
Etigra™
501 Cascade Pointe Lane, Suite 103
Cary, NC 27513
www.etigra.com

Imazapic E-Pro 2 SL Herbicide contains imazapic, the active ingredient used in Cadre® and Plateau®.

ACCEPTED
with COMMENTS
In EPA Letter Dated

Net Contents:

DEC 13 2007

Under the Federal Insecticide,
Fungicide, and Rodenticide Act
as amended, for the pesticide
registered under EPA Reg. No.

79676-65

22/54

**PRECAUTIONARY STATEMENTS
HAZARDS TO HUMANS AND DOMESTIC ANIMALS
CAUTION**

Avoid breathing spray mist. Avoid contact with skin, eyes or clothing. Wash thoroughly with soap and water after handling.

PERSONAL PROTECTIVE EQUIPMENT (PPE)

Applicators and other handlers must wear:

- Long-sleeved shirt and long pants
- Chemical-resistant gloves made of any waterproof material
- Shoes plus socks

Follow manufacturer's instructions for cleaning/maintaining PPE. If no such instructions for washables exist, use detergent and hot water. Keep and wash PPE separately from other laundry.

USER SAFETY RECOMMENDATIONS

Users should:

- Wash hands before eating, drinking, chewing gum, using tobacco, or using the toilet.
- Remove clothing/PPE immediately if pesticide gets inside. Then wash thoroughly and put on clean clothing.
- Remove PPE immediately after handling this product. Wash the outside of gloves before removing. As soon as possible, wash thoroughly and change into clean clothing.

ENVIRONMENTAL HAZARDS

For terrestrial use only. Do not apply directly to water, or to areas where surface water is present, or to intertidal areas below the mean high water mark. Do not contaminate water when cleaning equipment or disposing of equipment washwaters or rinsate.

This chemical demonstrates the properties and characteristics associated with chemicals detected in ground water. The use of this chemical in areas where soils are permeable, particularly where the water table is shallow, may result in ground water contamination.

This product may contaminate water through drift of spray in wind. This product has a high potential for runoff for several months or more after application. Poorly draining soils and soils with shallow watertables are more prone to produce runoff that contains this product. A level, well maintained vegetative buffer strip between areas to which this product is applied and surface water features such as ponds, streams, and springs will reduce the potential for contamination of water from rainfall-runoff. Runoff of this product will be reduced by avoiding applications when rainfall is forecasted to occur within 48 hours.

DIRECTIONS FOR USE

It is a violation of Federal law to use this product in a manner inconsistent with its labeling.

Do not apply this product in a way that will contact workers or other persons, either directly or through drift. Only protected handlers may be in the area during application. For any requirements specific to your State or Tribe, consult the agency responsible for pesticide regulation.

This labeling must be in the possession of the user at the time of pesticide application.

23/54

AGRICULTURAL USE REQUIREMENTS

Use this product only in accordance with its labeling and with the Worker Protection Standard 40 CFR Part 170. This Standard contains requirements for the protection of agricultural workers on farms, forests, nurseries, and greenhouses, and handlers of agricultural pesticides. It contains requirements for training, decontamination, notification, and emergency assistance. It also contains specific instructions and exceptions pertaining to the statements on this label about personal protective equipment (PPE), and restricted-entry interval. The requirements in this box only apply to uses of this product that are covered by the Worker Protection Standard.

Do not enter or allow worker entry into treated areas during the restricted-entry interval (REI) of 12 hours.

PPE required for early entry to treated areas that is permitted under the Worker Protection Standard and that involves contact with anything that has been treated, such as plants, soil, or water, is:

- Coveralls
- Chemical-resistant gloves
- Shoes plus socks

NON-AGRICULTURAL USE REQUIREMENTS

The requirements in this box apply to uses of this product that are NOT within the scope of the Worker Protection Standard for agricultural pesticides (40 CFR part 170). The WPS applies when this product is used to produce agricultural plants on farms, forests, nurseries, or greenhouses.

Noncrop weed control is not within the scope of the Worker Protection Standard. Do not enter treated areas without protective clothing until sprays have dried.

MANAGING OFF-TARGET MOVEMENT

Spray Drift: Avoiding spray drift at the application site is the responsibility of the applicator. The interaction of many equipment-and-weather related factors determine the potential for spray drift. The applicator and the grower are responsible for considering all these factors when making decisions.

Spray drift from applying this product may result in damage to sensitive plants adjacent to the treatment area. Only apply this product when the potential for drift to these and other adjacent sensitive areas (e.g. residential areas, bodies of water, known habitat for threatened or endangered species, or non-target crops) is minimal. Do not apply when the following conditions exist that increase the likelihood of spray drift from intended targets: high or gusty winds, high temperatures, low humidity, temperature inversions.

To minimize spray drift, the applicator should be familiar with and take into account the following drift reduction advisory information. Additional information may be available from state enforcement agencies or the Cooperative Extension on the application of this product.

~~The following drift management requirements must be followed to avoid off target drift movement from aerial applications:~~

- ~~1. The distance of the outer most nozzles on the boom must not exceed $\frac{3}{4}$ the length of the wingspan or rotor.~~
- ~~2. Nozzles must always point backward parallel with the air stream and never be pointed downwards more than 45 degrees.~~

Where states have more stringent regulations, they ~~should~~ be observed.

IMPORTANCE OF DROPLET SIZE

The best drift management strategy and most effective way to reduce drift potential are to apply large droplets that provide sufficient coverage and control. Applying larger droplets reduces drift potential, but will not prevent drift if applications are made improperly, or under unfavorable environmental conditions (see **Wind, Temperature and Humidity and Temperature Inversions**).

CONTROLLING DROPLET SIZE:

Volume – Use high flow rate nozzles to apply the highest practical spray volume. Nozzles with higher rated flows produce larger droplets.

Pressure – Do not exceed the nozzle manufacturer's recommended pressures. For many nozzle types, lower pressure produces larger droplets. When higher flow rates are needed, use higher flow rate nozzles instead of increasing pressure.

24/54

Number of Nozzles – Use the minimum number of nozzles that provide uniform coverage.

Nozzle Orientation – Orienting nozzles so that the spray is released parallel to the airstream produces larger droplets than other orientations and is the recommended practice. Significant deflection from horizontal will reduce droplet size and increase drift potential.

Nozzle Type – Use a nozzle type that is designed for the intended application. With most nozzle types, narrower spray angles produce larger droplets. Consider using low-drift nozzles. Solid stream nozzles oriented straight back produce the largest droplets and the lowest drift. Do not use nozzles producing a mist droplet spray.

APPLICATION HEIGHT: Making applications at the lowest height (aircraft, ground driven spray boom) that is safe and practical reduces exposure of droplets to evaporation and wind.

SWATH ADJUSTMENT: When applications are made with a crosswind, the swath will be displaced downwind. Therefore, on the up and downwind edges of the field, the applicator must compensate for this displacement by adjusting the path of the application equipment (e.g., aircraft, ground) upwind. Swath adjustment distance should increase with increasing drift potential (higher wind, smaller droplets, etc.).

WIND: Drift potential is lowest between wind speeds of 3-10 mph. However, many factors, including droplet size and equipment type, determine drift potential at any given speed. Application should be avoided below 3 mph due to variable wind direction and high inversion potential. NOTE: Local terrain can influence wind patterns. Every applicator should be familiar with local wind patterns and how they affect spray drift.

TEMPERATURE AND HUMIDITY: When making applications in low relative humidity, set up equipment to produce larger droplets to compensate for evaporation. Droplet evaporation is most severe when conditions are both hot and dry.

TEMPERATURE INVERSIONS: ~~Drift potential is high during a temperature inversion.~~ Temperature inversions restrict vertical air mixing, which causes small-suspended droplets to remain in a concentrated cloud, which can move in unpredictable directions due to the light variable winds common during inversions. Temperature inversions are characterized by increasing temperatures with altitude and are common on nights with limited cloud cover and light to no wind. They begin to form as the sun sets and often continue into the morning. Their presence can be indicated by ground fog; however, if fog is not present, inversions can also be identified by the movement of smoke from a ground source or an aircraft smoke generator. Smoke that layers and moves laterally in a concentrated cloud (under low wind conditions) indicates an inversion, while smoke that moves upward and rapidly dissipates, indicates good vertical air mixing.



WIND EROSION: Avoid treating powdery dry or light sandy soils when conditions are favorable for wind erosion. Under these conditions, the soil surface should first be settled by rainfall or irrigation.

~~**AERIAL APPLICATIONS:** When aerial applications are permitted, applications should not be made at a height greater than 10 feet above the top of the largest plants unless a greater height is required for aircraft safety.~~

PEANUTS

GENERAL USE PRECAUTIONS

Be sure to follow all limitations and cautions in this label and if tank mixing Imazapic E 2 SL Herbicide with other products, the limitations and cautions on the labels of tank mix partners as well.

Do not feed or graze livestock on peanut hay treated with Imazapic E 2 SL Herbicide.

Imazapic E 2 SL Herbicide must not be applied within 90 days prior to peanut harvest.

To assist in preventing crop response, do not use Imazapic E 2 SL Herbicide in any manner not specified in this label.

To avoid contamination caused by spills, be sure to keep containers closed whenever possible.

Do not apply this product through any type of irrigation system.

Do not exceed 4.0 fl. oz. per acre of Imazapic E 2 SL Herbicide (0.063 lbs. active ingredient per acre) in any single application or per growing season.

25/54

GENERAL INFORMATION

For use only in the states of Alabama, Arizona, Arkansas, Florida, Georgia, Mississippi, New Mexico, North Carolina, Oklahoma, South Carolina, Texas, and Virginia.

Use Imazapic E 2 SL Herbicide for early postemergence control of broadleaf and grass weeds in peanuts, (refer to the APPLICATION INSTRUCTIONS section of this label for specific application information). When applying Imazapic E 2 SL Herbicide to control certain grass weeds, a soil-active grass herbicide such as Prowl® or Sonalan™ should be applied prior to the Imazapic E 2 SL Herbicide application.

While in most situations Imazapic E 2 SL Herbicide applications result in normal growth of rotational crops, due to the many possible combinations of agronomic and environmental factors it is impossible to eliminate all risks associated with using Imazapic E 2 SL Herbicide and injury to rotational crops may still occur.

If necessary, peanuts may be replanted in a field previously treated with Imazapic E 2 SL Herbicide. When replanting, do not make additional Imazapic E 2 SL Herbicide or Pursuit® herbicide treatments and be sure to rework the soil no deeper than 2 inches.

Herbicidal Mode of Action

In order to kill the weeds, Imazapic E 2 SL Herbicide must be absorbed by the plants foliage and / or roots and moved to the growing portions of the plant. Weeds susceptible to this product will stop growing and start to yellow after application, with death occurring in up to several days. For established weeds, efficacy depends on species and root system depth.

For best results, sufficient soil moisture is necessary and if adequate soil moisture is present, Imazapic E 2 SL Herbicide will have residual activity on germinating weeds that are susceptible. In order to provide residual activity in the soil, sufficient rainfall or ¾" per acre of irrigation should occur within 5 days of application. If adequate soil moisture cannot be obtained, performance may be improved by cultivating at least 14 days after application.

Application of Imazapic E 2 SL Herbicide can cause reduction in vine growth and / or peanut yellowing. Additionally, Imazapic E 2 SL Herbicide may cause undesirable responses in peanuts grown under adverse conditions such as high pH (≥ 7.5), saline conditions, hard-pan soils and / or low nutrient availability.

Weed Resistance

Imazapic E 2 SL Herbicide and other products that use an ALS/AHAS enzyme inhibiting mode of action may not effectively control some naturally occurring biotypes of several of the weeds listed in this label. Other herbicides with this mode of action include pyrimidylbenzoates (e.g., Staple®), sulfonamides (e.g., Broadstrike™), and sulfonyleureas (e.g., Accent®, Basis®, Classic®, Concert®, Exceed®, Permit® and Pinnacle®). To control naturally occurring ALS/AHAS resistant biotypes (if present), Imazapic E 2 SL Herbicide and/or any other herbicide with this mode of action should be sequentially applied or tank-mixed with an appropriate herbicide registered for use on peanuts that has a different mode of action in order.

MIXING INSTRUCTIONS

- 1) Fill the spray tank one-half to three-quarters full with clean water.
- 2) Begin agitation and using a calibrated measuring device, measure and add the required amount of Imazapic E 2 SL Herbicide to the spray tank.
- 3) Maintain agitation and add the remaining amount of water necessary.
- 4) Maintain agitation and add any organosilicate adjuvants, nonionic surfactants or crop oil concentrate to the spray tank.
- 5) If needed, an antifoaming agent may be added to the tank.
- 6) Be sure to maintain agitation while spraying to ensure a uniform spray mixture.

Tank Mixes

When tank-mixing Imazapic E 2 SL Herbicide, add dry formulations first (e.g., wettable powders, dispersible granules), then emulsifiable concentrates, then Imazapic E 2 SL Herbicide, and adjuvants last.

26/54

APPLICATION INSTRUCTIONS

Application Precautions

- Do not apply using aerial equipment (helicopter, airplane, etc.).
- Do not apply if wind conditions, temperature inversion conditions, or other conditions may cause drift to adjacent areas or sensitive crops. Sensitive crops include, but are not limited to, leafy vegetables and cotton.
- DO NOT apply if rainfall is threatening. Rainfall within 3 hours after Imazapic E 2 SL Herbicide application may reduce weed control.
- NOTE: To avoid injury to sensitive crops, spray equipment used for Imazapic E 2 SL Herbicide applications must be drained and thoroughly cleaned with water before applying other products or spraying other crops.

Ground Application

Apply Imazapic E 2 SL Herbicide at a rate of 4.0 ounces per acre (0.063 lbs. a.i. per acre) using calibrated ground equipment and a spray pressure of 20 – 40 psi, apply evenly (being sure to avoid overlaps) in 10 or more gallons of water per acre. To ensure proper coverage of weed foliage, the sprayer must be calibrated to deliver the recommended spray pressure and volume and the spray boom height adjusted in accordance with the manufacturer's recommendations. Be sure to select spray nozzle tips that applies the spray mixture in a thorough, even manner. NOTE: Decreased control of weeds may result if boomless or flood type nozzles are used.

Imazapic E 2 SL Herbicide should be used with an approved spray adjuvant, refer to the SPRAY ADJUVANTS section of this label for more information.

WEEDS CONTROLLED

The weeds in the following table will be controlled or suppressed by an early postemergence application of Imazapic E 2 SL Herbicide at a rate of 4.0 ounces per acre.

NOTE: Imazapic E 2 SL Herbicide controls many grass weeds that escape from soil-applied grass herbicide applications. However, Imazapic E 2 SL Herbicide should be used as a component of a grass weed control program and applied after the application of a soil-applied grass herbicide. For control, grass weeds must be present at the time of application.

Broadleaf Weeds

Weed	Maximum Application Height (Inches)
Anoda, Spurred (<i>Anoda cristata</i>)	2
Beggarweed, Florida (<i>Desmodium anguria</i>) [†]	
Burgherkin (<i>Cucumis anguria</i>)	
Carpetweed (<i>Mollugo verticillata</i>)	
Citronmelon (<i>Citrullus lanatus</i> var. <i>citroides</i>)	6
Cocklebur, Common (<i>Xanthium strumarium</i>)	
Crownbeard, Golden (<i>Verbesina encelioides</i>)	2
Indigo, Hairy (<i>Indigofera hirsuta</i>)	
Lambsquarter, Common (<i>Chenopodium album</i>) [†]	
Morningglory, Cypressvine (<i>Ipomoea quamoclit</i>)	3
Morningglory, Entireleaf (<i>Ipomoea hederacea</i> var. <i>integrifolia</i>)	
Morningglory, Ivyleaf (<i>Ipomoea hederacea</i>)	
Morningglory, Pitted (<i>Ipomoea lacunose</i>)	
Morningglory, Smallflower (<i>Jacquemontia tamnifolia</i>)	
Morningglory, Tall (<i>Ipomoea purpurea</i>)	
Pigweed, Palmer Amaranth (<i>Amaranthus palmeri</i>)	2
Pigweed, Redroot (<i>Amaranthus retroflexus</i>)	4
Pigweed, Smooth (<i>Amaranthus hybridus</i>)	

27/54

Weed	Maximum Application Height (Inches)
Pigweed, Spiny (<i>Amaranthus spinosus</i>)	
Poinsettia, Wild (<i>Euphorbia heterophylla</i>)	
Pusley, Florida (<i>Richardia scabra</i>)	2
Ragweed, Common (<i>Ambrosia artemisiifolia</i>) [†]	
Radish, Wild (<i>Raphanus raphanistrum</i>)	4
Redweed (<i>Melochia corchorifolia</i>)	
Senna, Coffee (<i>Cassia occidentalis</i>)	3
Sicklepod (<i>Cassia obtusifolia</i>)	
Sida, Prickly (<i>Sida spinosa</i>)	
Spurge spp. (<i>Euphorbia</i> spp.)	2
Starbur, Bristly (<i>Acanthospermum hispidum</i>)	
Velvetleaf (<i>Abutilon theophrasti</i>)	
† Suppression only	

Grass Weeds

Weed	Maximum Application Height (Inches)
Crabgrass, Large (<i>Digitaria sanguinalis</i>)	4
Crabgrass, Smooth (<i>Digitaria ischaemum</i>)	
Crowfootgrass (<i>Dactyloctenium aegyptium</i>)	2
Goosegrass (<i>Eleusine indica</i>) [†]	
Johnsongrass, Rhizome (<i>Sorghum halepense</i>) [‡]	8 - 10
Johnsongrass, Seedling (<i>Sorghum halepense</i>)	4
Panicum, Fall (<i>Panicum dichotomiflorum</i>)	
Panicum, Texas (<i>Panicum texanum</i>)	2
Sandbur spp. (<i>Cenchrus</i> spp.)	4
Signalgrass, Broadleaf (<i>Brachiaria platyphylla</i>)	
† Suppression only	
‡ Because smaller weeds generally do not have sufficient leaf surface area to absorb enough Imazapic E 2 SL Herbicide to be effective, Rhizome johnsongrass must be at least 8 - 10 inches tall at application for complete control.	

Sedge Weeds

Weed	Maximum Application Height (Inches)
Nutsedge, Purple (<i>Cyperus rotundus</i>)	4
Nutsedge, Yellow (<i>Cyperus esculentus</i>)	

SPRAY ADJUVANTS

West Texas, New Mexico and Oklahoma

Nonionic surfactants must NOT be used as an adjuvant. Use either a methylated seed oil concentrate or crop oil concentrate or a combination containing an organosilicate-based surfactant at a rate of 1 quart per acre. To ensure a uniform spray mixture when spraying, be sure to agitate continuously.

Areas outside of West Texas, New Mexico and Oklahoma

When applying Imazapic E 2 SL Herbicide, always use a crop oil concentrate or nonionic surfactant. Use one quart of nonionic surfactant (with at least 80% active ingredient) for each 100 gallons of spray solution. If using crop oil concentrate, add one quart per acre.

When applying in difficult to control situations (such as dry weather or larger weeds), it is recommended that crop oil concentrate (at a rate of 1 quart per acre) and either spray-grade ammonium sulfate fertilizer (at 2.5 lbs. per acre) or liquid fertilizer (at 1-2 quarts per acre) be used.

28/54

CULTIVATION

Cultivation at least 14 days after applying Imazapic E 2 SL Herbicide may greatly enhance the control of weeds that are in dry conditions or are difficult to control (e.g., Florida beggarweed). Cultivation must NOT occur within 14 days after application because there will be insufficient time for full effect of the weed control provided by Imazapic E 2 SL Herbicide. Shallow cultivation should be used in order to avoid exposing weed seeds buried deep within the soil as well as minimizing excessive movement of treated soil.

TANK-MIXES

Other herbicides approved for use on peanuts may be tank-mixed with Imazapic E 2 SL Herbicide as long as allowed in the prospective tank-mix product's label; do not mix Imazapic E 2 SL Herbicide with any product whose label prohibits tank-mixes. Be sure to use the most restrictive label restrictions and precautions and not to exceed any labeled use rates.

Specific Mixture Comments

- Due to the possibility of variable weed control and the potential development of herbicide resistance, Imazapic E 2 SL Herbicide should not be combined with or applied following an application of Pursuit® or Strongarm™ herbicide.
- Reduced broadleaf weed control may occur if Imazapic E 2 SL Herbicide is combined with Basagran® herbicide.
- Increased peanut injury may occur if Imazapic E 2 SL Herbicide is combined with Gramoxone® Max or Classic® herbicides.
- Reduced weed control may occur if Imazapic E 2 SL Herbicide is combined with a postemergence grass control herbicide or fungicide.

ROTATIONAL CROPS

Because environmental and agronomic factors make it impossible to eliminate all risks associated with the use of this product, rotational crop injury is always possible. However, Imazapic E 2 SL Herbicide used in accordance with the directions in this label should result in normal growth of rotational crops in most situations. The following rotational crops may be planted after applying Imazapic E 2 SL Herbicide:

Crop(s)	Rotation Interval (Months)
Peanuts	Any
Bahiagrass Rye Wheat	4
Field Corn Snap Beans Southern Peas Soybeans Tobacco	9
Barley Cotton† Grain Sorghum Oats Onions (FL and GA ONLY) Sweet Corn	18
All crops not otherwise listed	26
Canola Potatoes Red Table Beets Sugar Beets	40

† Arizona, Arkansas, New Mexico, Oklahoma, and Texas: Cotton may be planted 18 months after Imazapic E 2 SL Herbicide is applied UNLESS drought conditions develop the year that Imazapic E 2 SL Herbicide is applied. If less than 15 inches of rainfall or irrigation occurs from the date of Imazapic E 2 SL Herbicide application through November 1 of the same year, rotate to cotton at 26 months after application.

29/54

NOTE: Sensitive rotational crops may have an increased risk of injury if Imazapic E 2 SL Herbicide is applied in the same year as products containing chlorimuronethyl (e.g., Classic® herbicide) or imazethapyr (e.g., Pursuit® herbicide). For recommended uses of these product combinations, be sure to refer to the respective labels and to always follow the most restrictive label limitations and precautions.

PASTURE AND RANGELAND, FEDERAL CONSERVATION RESERVE PROGRAM (CRP) LAND, NONCROPLAND USES

IMPORTANT

Imazapic E 2 SL Herbicide may be applied to non-irrigation ditches and low lying areas when water has drained, but may be isolated in pockets due to uneven or unlevel conditions. DO NOT treat the inside of irrigation ditches. DO NOT rinse equipment on or near desirable trees or ornamental plants, or on areas where their roots may extend, or in locations where the chemical may be washed or moved into contact with their roots. DO NOT use on residential lawns.

DO NOT use Imazapic E 2 SL Herbicide on food or feed crops except as recommended by this label or supplemental label.

DO NOT cut treated area for hay within seven days after treatment.

DO NOT use organophosphate insecticides on newly seeded areas treated with Imazapic E 2 SL Herbicide unless severe injury or loss of stand can be tolerated.

Observe all cautions and limitations on this label and on the labels of products used in combination with Imazapic E 2 SL Herbicide. Do not use Imazapic E 2 SL Herbicide other than in accordance with the instructions set forth on this label. The use of Imazapic E 2 SL Herbicide not consistent with this label may result in injury to desired vegetation. Keep containers closed to avoid spills and contamination.

When making new plantings of prairiegrass or wildflowers, carry-over from persistent herbicides such as sulfonyleurea, imidazolinone, triazine, substituted urea, dinitroaniline, and other herbicides applied the previous year may result in compounded injury or death of desirable vegetation when treated with Imazapic E 2 SL Herbicide.

When making applications around desirable trees or ornamental plants, small areas should be tested to determine the tolerance of a particular species to soil and/or foliar applications of Imazapic E 2 SL Herbicide. See "TOLERANCE OF TREES AND BRUSH TO Imazapic E 2 SL Herbicide" section of this label.

DO NOT apply this product through any type of irrigation system.

DO NOT exceed 12 ounces of Imazapic E 2 SL Herbicide per acre in one year.

GENERAL INFORMATION

Imazapic E 2 SL Herbicide will control annual and perennial grasses and broadleaf weeds and vine species and / or provide turf height suppression in rangeland, pasture, Federal Conservation Reserve Program (CRP) land and the following noncropland areas (including noncropland areas that may be grazed or cut for hay):

- | | |
|---|---------------------------------------|
| Railroads | Petroleum tank farms |
| Utility, pipeline and highway rights-of-way | Pumping installations |
| Railroad crossings | Airports |
| Storage areas | Prairie sites |
| Utility plant sites | Industrial turf |
| Non-agricultural fence rows | Golf courses |
| Non-irrigation ditchbanks | Recreational and non-residential turf |

Imazapic E 2 SL Herbicide may be used for weed control when establishing native prairie grasses and other grasses and to release the following grasses:

- | | |
|--------------------------------------|---------------------|
| Bermudagrass | Bahiagrass |
| Crown vetch | Native prairiegrass |
| Other grasses and certain legumes | Smooth bromegrass |
| Wheatgrass | Wildflowers |
| "Wildtype" common Kentucky bluegrass | |

30/54

In order to kill the weeds, Imazapic E 2 SL Herbicide must be absorbed by the plants foliage and / or roots and moved to the growing portions of the plant. Weeds susceptible to this product will stop growing and start to yellow after application, with death occurring within several days. For established weeds, efficacy depends on species and root system depth. Imazapic E 2 SL Herbicide may be applied in the dormant or growing season.

For best results, sufficient soil moisture is necessary and if adequate soil moisture is present, Imazapic E 2 SL Herbicide will have residual activity on germinating weeds that are susceptible. In order to provide residual activity in the soil, sufficient rainfall or 3/4" per acre of irrigation should occur within 5 days of application. If adequate soil moisture cannot be obtained, performance may be improved by cultivating at least 14 days after application.

Imazapic E 2 SL Herbicide may be applied to the weeds either preemergence or postemergence; however, in most situations post emergence application will provide best results (particularly for control of perennial species). Weeds should be growing vigorously when making a postemergence application and an adjuvant should be used (refer to the SPRAY ADJUVANTS FOR POSTEMERGENCE APPLICATIONS section). Applications may be made either broadcast or spot treatment using backpack, or ground equipment.

USE PRECAUTIONS

- Direct application of Imazapic E 2 SL Herbicide to certain brush species and ornamentals may cause injury.
- When grasses are stressed due to insect damage, disease, environmental conditions, shade, poorly drained soils or other causes, tolerance of desirable grasses to Imazapic E 2 SL Herbicide may be reduced.
- Some yellowing of turf may occur with applications during the growing season depending on the turf type being treated. The yellowing usually disappears in 2 - 4 weeks depending on weather conditions.
- Unless otherwise stated in this label, Imazapic E 2 SL Herbicide should not be applied to newly seeded or sprigged grass stands (refer to the REVEGETATION WITH PRAIRIEGRASSES AND OTHER FORAGE GRASSES section).

MIXING INSTRUCTIONS

- 1) Fill the spray tank one-half to three-quarters full with clean water.
- 2) Begin agitation and using a calibrated measuring device, measure and add the required amount of Imazapic E 2 SL Herbicide to the spray tank.
- 3) Maintain agitation and add the remaining amount of water necessary.
- 4) Maintain agitation and add any organosilicate adjuvants, nonionic surfactants or crop oil concentrate to the spray tank.
- 5) If needed, an antifoaming agent may be added to the tank.
- 6) Be sure to maintain agitation while spraying to ensure a uniform spray mixture.

A surfactant should be added to the spray mixture when making postemergence applications (for specific recommendations refer to the SPRAY ADJUVANTS FOR POSTEMERGENCE APPLICATIONS section).

Tank Mixes

When tank-mixing Imazapic E 2 SL Herbicide, add dry formulations first (e.g., wettable powders, dispersible granules), then emulsifiable concentrates, then Imazapic E 2 SL Herbicide, and adjuvants last.

SPRAYING INSTRUCTIONS

Application Precautions

- Do not apply if wind conditions, temperature inversion conditions, or other conditions may cause drift to adjacent areas or sensitive crops. Sensitive crops include, but are not limited to, leafy vegetables and cotton.
- DO NOT apply if rainfall is threatening. Rainfall within 1 hour after Imazapic E 2 SL Herbicide application may reduce weed control.

31/54

- To avoid injury to sensitive crops, spray equipment used for Imazapic E 2 SL Herbicide applications must be drained and thoroughly cleaned with water before applying other products or spraying other crops.

Ground Application

Apply Imazapic E 2 SL Herbicide evenly (being sure to avoid overlaps) in 2 or more gallons of water per acre using calibrated ground equipment and a spray pressure of 20 – 40 psi. When making applications using less than 10 gallons of water per acre, application equipment designed for low volume applications should be used. To ensure proper coverage of weed foliage, the sprayer must be calibrated to deliver the recommended spray pressure and volume and the spray boom height adjusted in accordance with the manufacturer's recommendations. Be sure to select spray nozzle tips that applies the spray mixture in a thorough, even manner. NOTE: Decreased control of weeds may result if boomless or flood type nozzles are used.

Imazapic E 2 SL Herbicide should be used with an approved spray adjuvant, refer to the SPRAY ADJUVANTS section of this label for more information.

Spot Treatments

Thoroughly mix 0.25 - 1.5% (0.3 - 1.0 ounces per gallon of water) of Imazapic E 2 SL Herbicide in water with an adjuvant (refer to the SPRAY ADJUVANTS FOR POSTEMERGENCE APPLICATIONS section for specific recommendations). Except when treating seedling prairiegrasses and wildflowers, a methylated seed oil at 1% v/v is recommended. Spot applications should moisten the leaves of the target vegetation but NOT to the point of run-off.

For specific application rates, refer to the section on the desired species and be sure to not exceed the recommended application rates. For specific tank-mix and rate recommendations, also refer to the WEEDS CONTROLLED and SPECIAL WEED CONTROL sections.

Aerial Application

~~Imazapic E 2 SL Herbicide may be applied using fixed wing aircraft and helicopters. Measures must be taken to minimize or eliminate spray drift, and to prevent spray drift out of the target area when making applications using fixed wing aircraft, be sure to maintain appropriate buffer zones. A drift control agent may be added EXCEPT when applying with a MICROFOIL™ boom.~~

Aerial Application Precautions

- ~~IMPORTANT: Immediately after use of this product, be sure to thoroughly clean application equipment, including landing gear. Uncoated steel (except stainless steel) surfaces exposed to prolonged exposure of this product may result in corrosion and failure of the exposed parts. Paint may be effective in preventing this corrosion.~~
- ~~Application should not be made when winds are gusty, during air inversion conditions, or under any other conditions that promote spray drift.~~
- ~~Avoid overlaps when spraying.~~

~~Apply Imazapic E 2 SL Herbicide uniformly using enough water volume to provide adequate coverage of the target area. An adjuvant should be used in the spray solution (refer to the SPRAY ADJUVANTS FOR POSTEMERGENCE APPLICATIONS section). If necessary, an anti foaming agent may be added to the spray mix.~~

~~Because target species growing under brush and tree canopies may receive insufficient spray coverage for effective control, delaying application to weed species recommended for a fall application until trees and brush have dropped their leaves can improve weed control and reduce the potential for tree and brush injury.~~

SPRAY ADJUVANTS FOR POSTEMERGENCE APPLICATIONS

A spray adjuvant must be used in postemergence applications of Imazapic E 2 SL Herbicide (refer to the SPECIAL WEED CONTROL section for more information). A surfactant with low phytotoxicity is recommended.

32/54

Surfactant	Instructions
Methylated Seed Oils or Vegetable Oil Concentrates	<p>The preferred adjuvant for use with Imazapic E 2 SL Herbicide (instead of a surfactant) is a methylated vegetable based seed oil concentrate consisting of 5 - 20% surfactant with the remainder composed of methylated vegetable oil, used at a rate of 1.5 - 2 pints per acre. Methylated seed oils are most effective at spray volumes of 30 GPA or less. Above 50 GPA, the advantages are negated. When using spray volumes greater than 30 GPA, methylated seed oil or vegetable based seed oil concentrates should be mixed at a rate of 1% of the total spray volume or a nonionic surfactant should be used (see below).</p> <p>When making applications to newly emerged seedling prairiegrasses or wildflowers, do not use methylated seed oil or vegetable oil concentrates or injury may result.</p>
Nonionic Surfactants	<p>When applying to bermudagrass pastures and hay meadows, the preferred adjuvant is a nonionic surfactant. Use a nonionic surfactant at the rate of 0.25% v/v or higher (see manufacturer's label) of the spray solution (0.25% v/v is equivalent to 1 quart in 100 gallons)., Select a nonionic surfactant with a HLB (hydrophilic to lipophilic balance) ratio between 12 and 17 and having at least 60% surfactant in the formulated product (alcohols, fatty acids, oils, ethylene glycol or diethylene glycol should not be considered as surfactants to meet the above requirements) for best results.</p>
Silicone-Based Surfactants	<p>Silicone-based surfactants may allow greater spreading on the leaf surface compared to conventional nonionic surfactants by reducing the surface tension of the spray droplet. Some silicone-based surfactants may dry too quickly, however, limiting herbicide uptake. Also, higher spray volumes may exhibit increased run-off. Refer to the manufacturer's label for specific rate recommendations.</p>
Fertilizer / Surfactant Blends	<p>Nitrogen-based liquid fertilizers such as 28%N, 32%N, 10-34-0, or ammonium sulfate may be used at a rate of 2 - 3 pints per acre in combination with the recommended rate of nonionic surfactant or methylated seed oil.</p> <p>Nitrogen based fertilizers have been shown to increase Imazapic E 2 SL Herbicide uptake in waxy leaf species as well as aid in the burndown of annual weeds. However, fertilizers may increase phytotoxicity in newly emerged seedling prairiegrasses and wildflowers as well as other desired species.</p> <p>Herbicide failure may occur if liquid fertilizers at a rate of 2 - 3 pints per acre are used in a tank-mix without a nonionic surfactant or a methylated seed oil. Only when a liquid fertilizer is used as the spray carrier is an additional spray adjuvant not required.</p>

TANK MIXES

Tank Mix Precautions

- When making applications to newly planted areas, do not tank mix with or use organophosphate insecticides in the same year as Imazapic E 2 SL Herbicide is applied.
- 2,4-D and other phenoxy type herbicides have resulted in reduced control of perennial grass weeds.
- For products not listed, a compatibility test is recommended. Be sure to consult the tank mix partner manufacturer's labels for specific rates and weeds controlled, and be sure to always follow the most restrictive label when making a tank-mix application.

Imazapic E 2 SL Herbicide may be tank-mixed with PENDULUM herbicide for additional control of certain broadleaves and late season annual grasses in noncrop areas.

Imazapic E 2 SL Herbicide may be tank-mixed with ACCORD™, ROUNDUP™ PRO, glyphosate, ARSENAL® herbicide, SAHARA®, DG herbicide, diuron, CAMPAIGN™, FINALE™, GARLON™ 3A, MSMA, VANQUISH™, OUST™, ESCORT™, TORDON™ or other labeled products for additional weed control in noncrop areas.

For bermudagrass pasture tank mix recommendations, refer to the BERMUDAGRASS PASTURES AND HAY MEADOWS section.

33/54

TREES AND BRUSH TOLERANCE

Imazapic E 2 SL Herbicide applications in and around tree and brush species should be made within the timing recommended for the target weed species. If it is necessary to make applications in and around desirable tree and brush species, refer to the following table for species tolerance guidelines. The tolerances listed below are for trees with a minimum DBH of 2 inches. Severe injury or death may occur if Imazapic E 2 SL Herbicide is applied to tree and brush species that are under stress. If possible, testing on a limited basis in order to determine plant tolerance in your actual conditions should be performed.

After application, certain species may experience minor necrosis and tip chlorosis. Because foliar contact may increase injury, with possible terminal death and defoliation, application methods that minimize foliar spray exposure on desirable tree and brush species should be used. One way of minimizing potential injury from foliar contact when making fall applications is to make the application after the leaves have begun to senesce (fall color) or after leaf drop. Also, conifers are generally tolerant to fall applications.

NOTE: Do not use Imazapic E 2 SL Herbicide on nursery, orchard, ornamental plantings, new plantings, seedling trees or fiber farms except as specified on supplemental labeling.

Tree and Brush Species Tolerance to Imazapic E 2 SL Herbicide		
Brush / Tree Species	12 oz. per Acre Rate Applied	
	Beneath Foliage	On Foliage
Apple, var. Winesap	Tolerant	Not Recommended
Ash, Blue	Tolerant	Not Recommended
Ash, Green	Not Tolerant	Not Tolerant
Azalea	Not Tolerant	Not Tolerant
Basswood	Not Tolerant	Not Tolerant
Boxelder	Tolerant	Injury ^c
Buckeye, Ohio	Tolerant	Not Recommended
Cedar-juniper, Western	Tolerant	Tolerant
Cherry, Black ^a	Not Tolerant	Not Tolerant
Cherry, Choke	Not Tolerant	Not Tolerant
Cherry, Sweet ^a	Not Tolerant	Not Recommended
Cottonwood	Tolerant	Injury ^c
Cottonwood, narrow leaf	Tolerant	Injury ^c
Currant spp.	Injury ^c	Not Tolerant
Dogwood, Flowering	Tolerant	Tolerant
Dogwood, Grey	Tolerant	Injury ^c
Dogwood, Red Trig	Tolerant	Tolerant
Douglas Fir	Tolerant	Tolerant ^b
Elm, American	Tolerant	Tolerant
Elm, Siberian	Tolerant	Not Tolerant
Elm, Slippery	Tolerant	Tolerant
Gooseberry	Injury ^c	Injury ^c
Hackberry	Tolerant	Tolerant
Hawthorn	Tolerant	Injury ^c
Juniper, Chinese	Tolerant	Tolerant
Juniper, Western	Tolerant	Tolerant
Lilac	Not Tolerant	Not Tolerant
Linden, American	Not Tolerant	Not Tolerant
Locust, Black	Tolerant	Tolerant
Locust, Honey	Tolerant	Tolerant
Maple, Red	Tolerant	Tolerant
Maple, Sugar	Tolerant	Tolerant
Mulberry, Red	Tolerant	Not Recommended
Mulberry, White	Tolerant	Not Recommended
Oak, Black	Tolerant	Not Recommended
Oak, Live	Tolerant	Tolerant
Oak, Southern Red	Tolerant	Not Recommended
Oak, White	Tolerant	Not Recommended

34
/54

Tree and Brush Species Tolerance to Imazapic E 2 SL Herbicide		
Brush / Tree Species	12 oz. per Acre Rate Applied	
	Beneath Foliage	On Foliage
Olive, Russian	Tolerant	Not Tolerant
Osage Orange	Tolerant	Not Recommended
Peach (Var. Elberta) ^a	Tolerant	Not Recommended
Photinia, Red Tip	Tolerant	Tolerant
Pine, Lodgepole	Tolerant	Injury ^b
Pine, White ^b	Tolerant	Tolerant
Pittosporum, Japanese	Tolerant	Tolerant
Plum Spp. ^a	Tolerant	Not Tolerant
Poplar, Yellow (Tulip)	Tolerant	Not Recommended
Privet, Common	Tolerant	Tolerant
Rabbitbrush Spp.	Tolerant	Tolerant
Redbud	Tolerant	Tolerant
Redcedar, Eastern	Tolerant	Tolerant
Rose, Multiflora	Tolerant ^c	Not Tolerant
Sage, Big	Tolerant	Tolerant
Sage, Fring	Tolerant	Tolerant
Sage, Silver	Tolerant	Tolerant
Sagebrush, Big	Tolerant	Tolerant
Sagebrush, Fringed	Tolerant	Tolerant
Saltcedar	Tolerant	Not Tolerant
Serviceberry	Tolerant	Not Recommended
Snowberry, Western	Tolerant	Injury ^c
Spruce species	Tolerant ^b	Tolerant ^b
Sugarberry	Tolerant	Tolerant
Sweetgum	Tolerant	Tolerant
Sycamore	Tolerant	Not Tolerant
Tree-of-Heaven	Tolerant	Tolerant
Walnut, American Black	Tolerant	Not Tolerant
Willow	Tolerant	Injury ^c

^a Do not use on fruit bearing or ornamental trees.

^b Candle injury or death may occur if applications are made just before or during candling.

^c Possible defoliation and / or death. Some species may exhibit tip chlorosis and minor necrosis. If spray contacts foliage then defoliation and terminal death may occur. Injury can be reduced or eliminated if applied in fall after color change or leaf drop.

BROADLEAF WEEDS CONTROLLED

Weed	Growth Habit	Preemergence	Postemergence	Application Rate
Anoda, Spurred	Summer Annual	Control	6" Max Height	8 - 12 oz.
Baby's Breath ^b	Perennial	---	Control	8 - 12 oz.
Bedstraw, Catchweed	Winter Annual	Control	4" Max Height	4 - 6 oz.
Bedstraw, Marsh	Winter Annual	Control	Control	8 - 12 oz.
Beggarweed, Florida	Summer Annual	Control	2" Max Height	4 - 6 oz.
Bindweed, Field	Perennial	---	6" Max Height	8 - 12 oz.
Bindweed, Field	Perennial	---	Control	8 - 12 oz.
Buffalobur	Summer Annual	---	Control	4 - 6 oz.
Buffalobur	Summer Annual	---	Control	8 - 12 oz.
Burclover	Summer Annual	---	4" Max Height	8 - 12 oz.
Buttercup, Bur	Winter Annual	Control	Control	4 - 6 oz.
Chickweed, Common	Summer Annual	Control	6" Max Height	8 - 12 oz.
Cocklebur, Common	Summer Annual	Suppression †	6" Max Height	4 - 6 oz.
Cocklebur, Common	Summer Annual	Control	6" Max Height	8 - 12 oz.
Cornsalad, Common	Winter Annual	---	Control	8 - 12 oz.

35/54

Weed	Growth Habit	Preemergence	Postemergence	Application Rate
Crownbeard, Golden	Summer Annual	Control	2" Max Height	8 - 12 oz.
Dandelion	Perennial	---	Control	8 - 12 oz.
Dock, Curly	Biennial	Control	6" Max Height	8 - 12 oz.
Fiddleneck	Summer Annual	---	Control	8 - 12 oz.
Flax, Spurge	Annual	Control	Control	8 - 12 oz.
Fleabane, Annual	Annual	---	Control	8 - 12 oz.
Geranium, Carolina	Winter Annual / Biennial	---	Control	8 - 12 oz.
Geranium, Cranesbill	Winter Annual/Biennial	Control	Control	8 - 12 oz.
Ground Cherry	Perennial	---	Control	8 - 12 oz.
Hemlock, Poison	Biennial	Control	6" Max Height	8 - 12 oz.
Henbit	Winter Annual / Biennial	Control	3" Max Height	8 - 12 oz.
Hoary Cress	Perennial	---	Control	8 - 12 oz.
Houndstongue, Bristly	Biennial	Control	Control	8 - 12 oz.
Indigo, Hairy	Perennial	Control	2" Max Height	8 - 12 oz.
Jimsonweed	Summer Annual	Control	6" Max Height	8 - 12 oz.
Knapweed, Russian ^c	Perennial	---	Control [†]	8 - 12 oz.
Knotweed, Prostrate	Summer Annual	Control	Control	8 - 12 oz.
Kochia [†]	Summer Annual	Control	3" Max Height	8 - 12 oz.
Lambsquarters, Common	Summer Annual	Control	2" Max Height	4 - 6 oz.
		Control	3" Max Height	8 - 12 oz.
Halogeton	Summer Annual	Control	Control	4 - 6 oz.
Morningglory, Cypressvine	Summer Annual	Control	6" Max Height	8 - 12 oz.
Morningglory, Entireleaf	Summer Annual	Suppression [‡] Control	3" Max Height 6" Max Height	4 - 6 oz. 8 - 12 oz.
Morningglory, Ivyleaf	Summer Annual	Suppression [‡] Control	3" Max Height 6" Max Height	4 - 6 oz. 8 - 12 oz.
Morningglory, Pitted	Summer Annual	Control	6" Max Height	8 - 12 oz.
Morningglory, Smallflower	Summer Annual	Control	6" Max Height	8 - 12 oz.
Morningglory, Tall	Summer Annual	Suppression [‡] Control	3" Max Height 6" Max Height	4 - 6 oz. 8 - 12 oz.
Mustard, Wild	Winter Annual	Control	Control	4 - 6 oz.
		Control	Control	8 - 12 oz.
Onion, Wild	Perennial	Control	Control	8 - 12 oz.
Pigweed	Summer Annual	Control	6" Max Height	4 - 6 oz.
Pepperweed, Perennial	Perennial	---	Control	8 - 12 oz.
Pigweed ^a	Summer Annual	Control	6" Max Height	8 - 12 oz.
Plantain, Narrowleaf	Biennial	Control	Control	8 - 12 oz.
Poinsettia, Wild	Summer Annual	Control	6" Max Height	8 - 12 oz.
Puncture Vine	Summer Annual	---	Control	8 - 12 oz.
Purslane, Common	Summer Annual	Control	4" Max Height	8 - 12 oz.
Pusley, Florida	Summer Annual	Control	4" Max Height	8 - 12 oz.
Queen Anne's Lace	Biennial	---	4" Max Height	4 - 6 oz.
		Control	Control	8 - 12 oz.
Radish, Wild	Winter Annual	Suppression [‡]	4" Max Height	4 - 6 oz.
Ragweed, Common	Summer Annual	Control	3" Max Height	8 - 12 oz.
Ragweed, Giant	Summer Annual	Suppression [‡]	6" Max Height	8 - 12 oz.
Ragweed, Western	Annual / Perennial	---	Control	8 - 12 oz.
Rocket, Yellow	Winter Annual	Control	Control	8 - 12 oz.
Yellow Rocket	Winter Annual	Control	4" Max Height	4 - 6 oz.
Senna, Coffee	Summer Annual	Control	4" Max Height	8 - 12 oz.
Sicklepod	Summer Annual	Control	4" Max Height	4 - 6 oz.
		Control	6" Max Height	8 - 12 oz.
Sida, Prickly	Summer Annual	Control	2" Max Height	4 - 6 oz.
		Control	6" Max Height	8 - 12 oz.
Smartweed, Ladysthumb	Summer Annual	Control	Control	4 - 6 oz.
		Control	Control	8 - 12 oz.
Smartweed, Pennsylvania	Summer Annual	Control	Control	4 - 6 oz.
		Control	Control	8 - 12 oz.

36/54

Weed	Growth Habit	Preemergence	Postemergence	Application Rate
Smartweed, Swamp	Summer Annual	Control Control	Control Control	4 - 6 oz. 8 - 12 oz.
Spurge, Leafy	Perennial	---	FALL [†]	8 - 12 oz.
Spurge, Spotted	Summer Annual	Control	4" Max Height	8 - 12 oz.
Spurge, Toothed	Summer Annual	Control	4" Max Height	8 - 12 oz.
Starbur, Bristly	Summer Annual	Control ---	2" Max Height 6" Max Height	4 - 6 oz. 8 - 12 oz.
Sunflower	Summer Annual	---	18" Max Height	8 - 12 oz.
Tansymustard	Winter Annual	Control	Control	8 - 12 oz.
Teasel, Common	Biennial	---	Control	8 - 12 oz.
Thistle, Bull	Winter Annual / Biennial	Suppression [‡]	Control	8 - 12 oz.
Thistle, Musk	Biennial	---	Suppression	8 - 12 oz.
Thistle, Platt	Perennial	Suppression [‡]	Control	8 - 12 oz.
Thistle, Russian [†]	Annual	Control	3" Max Height	8 - 12 oz.
Toadflax, Dalmatian	Perennial	---	Control [†]	8 - 12 oz.
Velvetleaf	Summer Annual Annual	Control Control	6" Max Height Control	4 - 6 oz. 8 - 12 oz.
Vervain, Blue	Winter Annual	---	Suppression	8 - 12 oz.
Vervain, Prostrate	Perennial	---	Control	8 - 12 oz.
Whitetop	Perennial	---	Control	8 - 12 oz.
Willowherb	Perennial	---	Control	8 - 12 oz.
Woodsorrel, Yellow	Perennial	Control	Control	8 - 12 oz.

- ^a Some species are tolerant and resistant biotypes are possible.
- ^b For annual control, adding 1-2 pints of 2,4-D will aid in burndown.
- ^c For best control apply in the fall.
- [†] Refer to the SPECIAL WEED CONTROL section of this label
- [‡] Suppression only in the northern United States

GRASS WEEDS CONTROLLED

Weed	Growth Habit	Preemergence	Postemergence	Application Rate
Bahiagrass	Perennial	Suppression	Control [†]	8 - 12 oz.
Barley, Little	Winter Annual	Control	4" Max Height	8 - 12 oz.
Barley, Squirrel Tail	Perennial	---	Control	8 - 12 oz.
Barnyardgrass	Summer Annual	Control	6" Max Height	8 - 12 oz.
Brome, Downy	Winter Annual	Control Control	2" Max Height Control	4 - 6 oz. 8 - 12 oz.
Cheat	Winter Annual	Control Control	2" Max Height Control	4 - 6 oz. 8 - 12 oz.
Crabgrass	Summer Annual	Control Control	4" Max Height 6" Max Height	4 - 6 oz. 8 - 12 oz.
Crowfootgrass	Summer Annual	Control	Control	8 - 12 oz.
Dallisgrass	Perennial	Suppression	Control [†]	8 - 12 oz.
Dropseed, Tall	Annual/Perennial	Suppression	Control	8 - 12 oz.
Fescue, Tall	Perennial	Control	Control [†]	8 - 12 oz.
Foxtail, Giant	Summer Annual	Control Control	6" Max Height Control	4 - 6 oz. 8 - 12 oz.
Foxtail, Green	Summer Annual	Control Control	4" Max Height Control	4 - 6 oz. 8 - 12 oz.
Foxtail, Knotroot	Summer Annual	Suppression	6" Max Height	8 - 12 oz.
Foxtail, Purple Robust	Summer Annual	Suppression	Suppression	8 - 12 oz.
Foxtail, Yellow	Summer Annual	Control Control	4" Max Height 4" Max Height	4 - 6 oz. 8 - 12 oz.
Garlic, Wild	Perennial	Control	Control	8 - 12 oz.
Goatgrass, Jointed	Winter Annual	Control	Control	4 - 6 oz.
Goosegrass	Summer Annual	Suppression Control	2" Max Height 3" Max Height / Suppression	4 - 6 oz. 8 - 12 oz.

371/54

Weed	Growth Habit	Preemergence	Postemergence	Application Rate
Itchgrass	Summer Annual	---	Control †	8 - 12 oz.
Johnsongrass, Seedling	Summer Annual	Control Control	12" Max Height Control	4 - 6 oz. 8 - 12 oz.
Johnsongrass, Rhizome	Perennial	---	Control †	8 - 12 oz.
Medusahead	Winter Annual	Control Control	2" Max Height Control	4 - 6 oz. 8 - 12 oz.
Panicum, Fall	Summer Annual	Suppression Control	6" Max Height Control	4 - 6 oz. 8 - 12 oz.
Panicum, Texas	Summer Annual	Control	Control	8 - 12 oz.
Ryegrass, Annual (Italian)	Winter Annual	Control	Control	8 - 12 oz.
Ryegrass, Perennial	Perennial	---	Control	8 - 12 oz.
Sandbur	Annual/Perennial	Suppression Suppression	Control Control	4 - 6 oz. 8 - 12 oz.
Shattercane	Summer Annual	Control Control	12" Max Height Control	4 - 6 oz. 8 - 12 oz.
Signalgrass, Broadleaf	Summer Annual	Control Control	Control Control	4 - 6 oz. 8 - 12 oz.
Smutgrass	Perennial	---	Control	8 - 12 oz.
Stiltgrass, Japanese	Annual	Control Control	4" Max Height Control	4 - 6 oz. 8 - 12 oz.
Stinkgrass, Annual	Summer Annual	Control	2" Max Height	8 - 12 oz.
Torpedograss	Perennial	---	Control	8 - 12 oz.
Vaseygrass	Perennial	---	8" Max Height Control	4 - 6 oz. 8 - 12 oz.
Wild Oats	Winter Annual	---	Control	8 - 12 oz.

† Refer to the SPECIAL WEED CONTROL section of this label

SEDGE WEEDS CONTROLLED

Weed	Growth Habit	Preemergence	Postemergence	Application Rate
Nutsedge, Yellow	Perennial	Suppression	4" Max Height / Suppression	4 - 6 oz.
		Control	Control	8 - 12 oz.
Nutsedge, Purple	Perennial	Suppression	4" Max Height / Suppression	4 - 6 oz.
		Control	Control	8 - 12 oz.
Sedge	Annual / Perennial	Suppression	4" Max Height / Suppression	4 - 6 oz.
Rush	Annual / Perennial	Suppression	4" Max Height	8 - 12 oz.

38/54

PASTURE AND RANGELAND

Apply Imazapic E 2 SL Herbicide as a broadcast treatment at a rate of 2 - 12 oz. per acre or as a spot treatments at a rate of 0.25% - 1% solution with 1.0% MSO to control weeds in pasture and rangeland. For specific use directions, refer to the appropriate sections of this label.

RANGELAND

Use Imazapic E 2 SL Herbicide in rangeland to control undesirable vegetation for the following objectives:

- Wildfire fuel reduction.
- Wildlife habitat improvement.
- Release of existing desirable rangeland plants from competition from undesirable plant species.
- Establishing desirable rangeland plant species.
- Reestablishment of desirable rangeland vegetation following a fire by controlling regrowth of undesirable vegetation.
- Control of invasive, noxious and / or not-native plant species.

A single application of Imazapic E 2 SL Herbicide timed to coincide with the successful establishment and / or release of desirable rangeland vegetation, and used in conjunction with integrated pest management (IPM) techniques, can provide effective, sustainable control of annual weed species such as cheatgrass, downy brome, and medusahead rye.

A single broadcast application of Imazapic E 2 SL Herbicide should control difficult perennial weed species such as leafy spurge, dalmation toadflax, and Russian knapweed.

Imazapic E 2 SL Herbicide spot treatments of any remnant plants or new seedlings that may emerge may be used for additional control.

NOTE: Land management practices that promote the growth and sustainability of desirable rangeland plant species greatly contribute to the long-term success in controlling undesirable weed species. Apply Imazapic E 2 SL Herbicide to rangeland only as specific weed problems arise.

Note Regarding Threatened and Endangered Plant Species in Rangeland

When applying Imazapic E 2 SL Herbicide to rangeland, threatened and endangered plants must be protected by following the below guidelines:

Federal Agencies	Must follow NEPA regulations.
State Agencies	Must consult / collaborate with the Fish and Wildlife Service or the Service's designated state conservation agency.
Other Organizations or Individuals	If threatened or endangered plants are known to be present on the land to be treated, must operate under a Habitat Conservation Plan.

BERMUDAGRASS PASTURES AND HAY MEADOWS

Apply 4 - 12 oz. per acre of Imazapic E 2 SL Herbicide postemergence to control undesirable winter and summer annual and perennial grasses. Thorough, even spray coverage is required to achieve desired levels of weed control and to ensure proper spray coverage, the spray boom height must be adjusted to ensure proper coverage of weed foliage (according to the manufacturer's recommendation) and the sprayer calibrated to deliver the recommended pressure and spray volume. Decreased weed control may result if flood type or boomless nozzles are used.

Use Precautions

- Do not apply to drought stressed bermudagrass.
- Do not use to establish seeded or sprigged bermudagrass.
- Do not apply to World Feeder varieties of bermudagrass.
- Do not apply during transition from dormancy to full green-up.
- On freshly aerated fields, ~~avoid applications~~ for 30 days after aeration.
- Do not use crop oil concentrates (COC) as spray adjuvant.
- Depending upon growth conditions after application, Imazapic E 2 SL Herbicide will suppress growth in common and coastal varieties of bermudagrass for 30 to 45 days or longer including, but not

39
/54

restricted to, the following varieties: Tifton 44, 78 and 85, Alicia and Russell. In particular, Jiggs bermudagrass has shown greater sensitivity to this product and Imazapic E 2 SL Herbicide should not be used if this growth response is unacceptable.

Bermudagrass Tolerance to Spring Applications

All spring applications should be made postemergence to the targeted summer annual or perennial weeds in order to minimize bermudagrass response from spring applications. For appropriate postemergence timing of targeted weed species, refer to the specific use directions below.

Because spring green-up and growth of bermudagrass will be significantly delayed if Imazapic E 2 SL Herbicide is applied to bermudagrass during transition from winter dormancy to 100% green-up, spring applications should only be made after bermudagrass has reached 100% green-up. Only when all stolons (runners) have developed new active growth should Bermudagrass be considered to have reached 100% green-up. Partial green-up is characterized by the green appearance of new bermudagrass growth in the field, but upon close inspection some of the stolons may not have begun to grow.

General Rate Recommendations

Imazapic E 2 SL Herbicide applied postemergent at a rate of 4 - 6 oz. per acre will control most annual and some perennial weeds in bermudagrass pastures and hay meadows. The lower rate ~~recommended~~ should be used for early applications when target weeds are small and have not been subjected to multiple cuttings. The higher ~~recommended~~ rate should be used when the target weeds are older, larger, or have been subjected to multiple cuttings.

Spray Adjuvants

Growth reduction of the bermudagrass caused by the herbicide application can be mitigated by adding 10 - 20 gallons of 32-0-0 or 28-0-0 liquid fertilizer per acre as part of the spray carrier. If liquid fertilizer is used as the spray carrier, no additional spray adjuvants are required. For additional spray adjuvant recommendations, refer to the SPRAY ADJUVANTS FOR POSTEMERGENCE APPLICATIONS section of this label.

NOTE: Do not use crop oil concentrates (COC) as spray adjuvant.

Tank Mixes

Addition of a broadleaf herbicide such as WEEDMASTER is recommended for broadleaf weed control. Imazapic E 2 SL Herbicide may also be tank mixed with GRAZON, REMEDAY, ALLY, 2,4-D and ROUNDUP ULTRA (or glyphosate equivalent).

NOTE: Efficacy on target grass weed species may be reduced if Imazapic E 2 SL Herbicide is tank mixed with products containing 2,4-D that exceed 1 pound active ingredient per acre, or products containing Triclopyr amine that exceed 1.5 pounds active ingredient per acre.

Postemergent Control of Summer Annual and Perennial Grass Weeds

Because early-spring applications made during transition from dormancy to green-up will delay bermudagrass green-up and subsequent bermudagrass growth, be sure to apply Imazapic E 2 SL Herbicide after the bermudagrass has reached full green-up and the target grass weeds are at the optimal growth stage for maximum efficacy (see recommended rates and growth stages below).

Refer to the SPRAY ADJUVANTS section above for recommendations for shortening recover time from stolon internode shortening and yellowing caused by Imazapic E 2 SL Herbicide.

Summer Annual Grass Control

Apply 4 - 6 oz. of Imazapic E 2 SL Herbicide per acre postemergence following full bermudagrass green-up. Apply 6 - 8 oz. per acre for control if target weeds are at or above boot stage.

While Imazapic E 2 SL Herbicide provides some preemergence annual grass control, initial applications should be made postemergence to target weed species.

Unless liquid fertilizer is being used as the spray carrier when applying Imazapic E 2 SL Herbicide, be sure to always add a surfactant.

40/54

Recommended Rates for Postemergent Summer Annual Grass Control		
Weed	Application Rate (fl. oz. per Acre)	
	Weed Height ≤ 4"†	Weed Height > 4"
Large Crabgrass (<i>Digitaria sanguinalis</i>)	4	6
Southern Crabgrass (<i>Digitaria ciliaris</i>)	4	6
Smooth Crabgrass (<i>Digitaria ischaemum</i>)	4	6
Giant Foxtail (<i>Setaria faberi</i>)	-	6
Green Foxtail (<i>Setaria viridis</i>)	4	6
Yellow Foxtail (<i>Setaria glauca</i>)	4	6
Texas Panicum (<i>Panicum texanum</i>)	-	6
Fall Panicum (<i>Panicum dichotomiflorum</i>)	-	6
Broadleaf Signalgrass (<i>Bracharia platyphylla</i>)	4	6
Annual Jewgrass (<i>Microstegium vimineum</i>)	4	6
Barnyardgrass (<i>Echinochloa crus-galli</i>)	4	6
Sandbur (<i>Cenchrus</i> spp.)	4	6

† Summer grasses that are older, larger or have been subjected to multiple cuttings should be treated with the higher rate.

Summer Perennial Grass Control

Following bermudagrass green-up, apply 6 - 12 oz. of Imazapic E 2 SL Herbicide per acre postemergence.

Imazapic E 2 SL Herbicide may be applied in the fall before a killing frost occurs if higher rates (8 - 12 oz. per acre) are recommended for control of target species. If the bermudagrass has been cut for hay, be sure to allow sufficient regrowth of target weed species before making a fall application.

Unless liquid fertilizer is being used as the spray carrier when applying Imazapic E 2 SL Herbicide, be sure to always add a surfactant.

Recommended Rates for Postemergent Summer Perennial Grass Control		
Weed	Weed Height (inches)†	Application Rate (fl. oz. per Acre)
Johnsongrass (<i>Sorgham halepense</i>)	18 - 24	8
	> 24	12
Vaseygrass (<i>Paspalum urvillei</i>)	4 - 8	6 - 8
Nutsedge (<i>Cyperus</i> spp.)	< 4	4
	> 4	6
Bahiagrass (<i>Paspalum notatum</i>)	4 - 8	6 - 8
Dallisgrass (<i>Paspalum dilatatum</i>) ‡	4 - 8	8 - 12
Smutgrass (<i>Sporobolus indicus</i>) ‡	4 - 8	8 - 12

† Summer grasses that are older, larger or have been subjected to multiple cuttings should be treated with the higher rate.

‡ Suppression only

Postemergent Control of Winter Annual and Perennial Grass Weeds

Apply prior to green-up when bermudagrass is dormant. Applications of Imazapic E 2 SL Herbicide may delay green-up of bermudagrass and subsequent bermudagrass growth if bermudagrass has green tissue at the stolons or root crown. In the deep South, bermudagrass may not be completely dormant during mild winters and if delayed green-up cannot be tolerated, applications in these areas should be avoided.

Winter and Perennial Grass Control

Make a postemergent application of 6 - 12 oz. of Imazapic E 2 SL Herbicide per acre when the bermudagrass is dormant. To improve control of larger winter annual and cool season perennial grasses, add 16 - 24 oz. of ROUNDUP ULTRA™ (or glyphosate equivalent) per acre. Unless liquid fertilizer is being used as the spray carrier, be sure to always add a surfactant when applying Imazapic E 2 SL Herbicide.

41/54

Summer Annual Grasses

Apply Imazapic E 2 SL Herbicide after bermudagrass green-up. Because green-up and subsequent bermudagrass growth will be delayed if applications are made during bermudagrass transition, if delayed green-up cannot be tolerated be sure to avoid applications to bermudagrass during green-up transition.

Recommended Rates for Postemergent Winter Annual and Cool Season Perennial Grass Control		
Weed	Application Rate (fl. oz. per Acre)	
	Weed Height ≤ 6"†	Weed Height > 6"
Annual Ryegrass (<i>Lolium multiflorum</i>) †	6	10
Tall Fescue (<i>Festuca arundinacea</i>)	-	12
Wild Oats (<i>Avena fatua</i>)	6	10
Little Barley (<i>Hordeum pusillum</i>)	4	6

† To minimize problems with AHAS and ALS resistant annual ryegrass that has been documented across the Southeastern United States, tank mix 16 - 24 oz. per acre of Roundup Ultra or glyphosate equivalent.

FEDERAL CONSERVATION RESERVE PROGRAM (CRP) LAND

Up to 12 oz. per acre per year of Imazapic E 2 SL Herbicide may be applied on Federal Conservation Reserve Program (CRP) land. Before replanting with crops, refer to the minimum plant-back interval information below.

ROTATIONAL CROP RESTRICTIONS

Because environmental and agronomic factors make it impossible to eliminate all risks associated with the use of this product, rotational crop injury is always possible. However, Imazapic E 2 SL Herbicide used in accordance with the directions in this label should result in normal growth of rotational crops in most situations. The following rotational crops may be planted after applying Imazapic E 2 SL Herbicide:

Rotational Crops	Minimum Plant Back Interval (in months) Based on Application Rate Used		
	≤ 4 oz.	5 - 8 oz.	9 - 12 oz.
Bahiagrass CLEARFIELD® Corn Hybrids Peanuts Rye Wheat	12	12	12
Snapbeans Southern Peas Soybeans Tobacco	12	14	18
Barley Cotton ^a Grain Sorghum Oats	18	22	24
Field Corn ^b All crops not otherwise listed or included for use on this label ^b	26	30	36
Canola ^b Potatoes ^b Red Table Beets ^b Sugarbeets ^b	40	44	48

^a Arizona, Arkansas, New Mexico, Oklahoma, and Texas: Cotton may be planted 18 months after Imazapic E 2 SL Herbicide is applied UNLESS drought conditions develop the year that Imazapic E 2 SL Herbicide is applied. If less than 15 inches of rainfall or irrigation occurs from the date of Imazapic E 2 SL Herbicide application through November 1 of the same year, rotate to cotton at 26 / 30 / 40 months after application.

42/54

² A successful field bioassay MUST be completed, after the recommended rotational interval listed and prior to planting any of these selected crops and for all crops not otherwise listed. To conduct a field bioassay, plant and grow to maturity a test strip of the intended rotational crop across the previously treated field, being sure to include high and low points and areas with known soil type variability. The intended rotational crop may be planted the following year only if the test strip shows no signs of crop injury.

**FOLIAR AND SEEDHEAD SUPPRESSION OF BAHIAGRASS, COOL SEASON GRASSES
AND SUPPRESSION OF SOME ANNUAL WEEDS**

BAHIAGRASS

To suppress bahiagrass growth and seedhead development, apply Imazapic E 2 SL Herbicide at the rate of 2 - 6 oz. per acre and for best results, applications should be made after green-up. In general, a 2 oz. rate will have low to no phytotoxic effects and provide partial to season-long suppression while a 3 - 6 oz. application will have low to moderate phytotoxic effects and provide season long suppression.

Applications may be made before or after mowing. If applied prior to mowing, raise mowing height to leave adequate existing foliage as new growth will be suppressed. If applied after mowing, allow adequate foliage to remain by increasing mower height or allowing time for foliar regrowth prior to application.

For winter annual weed control, apply 8 oz. of Imazapic E 2 SL Herbicide when weeds are actively growing but bahiagrass is dormant. This can be followed by 3 to 4 oz. of Imazapic E 2 SL Herbicide in the spring after bahiagrass green-up for the suppression of seedheads and foliage.

Use Precautions

- Because higher rates may cause turf thinning in North and South Carolina, a rate of 2 oz. per acre is recommended.
- Temporary turf discoloration may occur depending on environmental conditions and the application rate and surfactant used.
- DO NOT apply to turf under stress (drought, cold, insect, disease, etc.) or severe injury may occur.
- DO NOT use a methylated see oil adjuvant.

COOL SEASON GRASSES

Wheatgrass - For foliar and seedhead suppression of crested wheatgrass apply 6 - 10 oz. per acre; for intermediate wheatgrass 6 - 12 oz. per acre. While other wheatgrass species may also be suppressed, a test application to a limited area should be used to determine effectiveness. Potential turf injury may be reduced by tank-mixing with GARLON, TORDON, TRANSLINE and VANQUISH.

Use Precautions

- Severe injury may occur if applied to turf under stress.
- Effectiveness may decrease if tank-mixed with 2,4-D or products containing 2,4-D.

KY31 Tall Fescue and "Wildtype Common" Kentucky Bluegrass - For foliar and seedhead suppression apply 2 - 4 oz. per acre. For best results, add a surfactant when using the 2 oz. application rate.

Use Precautions

- Do not use a methylated seed oil adjuvant.
- Excessive turf injury or mortality of tall fescue may occur if a surfactant is added when applying a 4 oz. rate.
- Severe injury or loss of stand may occur if applied to turf type tall fescue or Kentucky bluegrass.

WEED CONTROL IN BERMUDAGRASS NOT BEING GROWN FOR FORAGE OR HAY

Imazapic E 2 SL Herbicide may be used on bermudagrass turf such as roadsides, utility rights-of-way, railroad crossings, airports, non-irrigation drainage ditches and other noncropland sites. There is a differential tolerance between bermudagrass types (See below paragraphs). Depending on bermudagrass type, timing of application, and Imazapic E 2 SL Herbicide rate, some foliar, stolon, and

43/
54

seedhead suppression may occur. **IMPORTANT:** Apply Imazapic E 2 SL Herbicide after bermudagrass has reached full green-up. Spring applications made prior to full green-up may delay green-up. Always add a surfactant when applying Imazapic E 2 SL Herbicide. **DO NOT** apply to grass under stress from drought, disease, insects or other causes. Simultaneous mow/spray operations may suppress internode development. After mowing, allow adequate foliage regrowth prior to Imazapic E 2 SL Herbicide application as some internode suppression may prevent bermudagrass from quickly recovering from mowing.

Common Bermudagrass: Common bermudagrass is the most tolerant bermudagrass to Imazapic E 2 SL Herbicide. Tank-mixes with ROUNDUP PRO, ACCORD, or glyphosate will improve the weed control spectrum, but may increase turf phytotoxicity. Some stolon internode shortening and seedhead suppression may occur for the first 8 weeks.

Established Coastal Bermudagrass: Imazapic E 2 SL Herbicide at 2 to 12 oz. per acre will provide control of labeled weeds as well as foliar and seed head suppression of established coastal bermudagrass. Do not use on World Feeder varieties of bermudagrass. Depending on environmental conditions and weed pressure, the longevity of suppression and weed control increases as the Imazapic E 2 SL Herbicide rate increases. Tank-mixes with ROUNDUP PRO, ACCORD, or glyphosate may result in death or excessive injury of coastal bermudagrass.

Turf Type Bermudagrass: Turf type bermudagrass varieties show a high degree of variation in tolerance to Imazapic E 2 SL Herbicide. Imazapic E 2 SL Herbicide at rates of 2 to 6 oz. per acre will provide some annual weed control and foliar & seedhead suppression. Rates above 6 oz. per acre may result in excessive injury or death of turf type bermudagrass.

SEE ABOVE SECTIONS FOR IMAZAPIC E 2 SL HERBICIDE RATES AND TIMINGS FOR SPECIFIC BERMUDAGRASS TYPES WITH REGARD TO WEED CONTROL AND TURF TOLERANCE.

Winter Annual Weed Control: Apply Imazapic E 2 SL Herbicide at the rate of 4 to 12 oz. per acre prior to winter weed germination or while winter weeds are actively growing. Early spring applications may delay green-up of bermudagrass turf.

Summer Annual Weeds: For best results, apply Imazapic E 2 SL Herbicide at the rate of 4 to 12 oz. per acre preemergence or early postemergence before weeds have reached 6 inches in height. Larger weeds may be controlled depending on susceptibility, growing conditions, tank-mix partner and adjuvant selection.

Perennial Weeds: Apply Imazapic E 2 SL Herbicide at the rate of 8 to 12 oz. per acre postemergence after weeds have produced adequate foliage for herbicide uptake. For a particular weed see "SPECIAL WEED CONTROL" section below. The addition of ACCORD or ROUNDUP PRO herbicide may increase control.

Bahiagrass Control: Apply Imazapic E 2 SL Herbicide at the rate of 8 to 12 oz. per acre postemergence. See "SPECIAL WEED CONTROL" section below for recommendations. The addition of ROUNDUP PRO or ACCORD herbicide at 12 to 16 oz. per acre may increase control.

WEED CONTROL IN UNIMPROVED CENTIPEDE GRASS

Apply to established centipede grass that has reached full green-up at a rate of 4 - 8 oz. per acre. When applying Imazapic E 2 SL Herbicide, always add a surfactant. Because mowing can cause some internode suppression that may prevent centipede grass from quickly recovering, prior to applying Imazapic E 2 SL Herbicide be sure to allow foliage to adequately regrow.

Use Precautions

- Do not apply to grass under stress.
- Spring applications made prior to full green-up may delay green-up.
- Because simultaneous mow/spray operations can suppress internode development, mow/spray operations are not recommended.

44/54

WEED CONTROL IN SMOOTH BROMEGRASS, "WILDTYPE" COMMON KENTUCKY BLUEGRASS AND WHEATGRASS

Imazapic E 2 SL Herbicide will control the grass and broadleaf weeds listed in the WEEDS CONTROLLED and SPECIAL WEED CONTROL sections of this label.

Use Precautions

- Foliar height and seedhead suppression can occur in smooth brome grass and wheatgrass treated with Imazapic E 2 SL Herbicide.

Smooth Brome grass and "Wildtype" Common Kentucky Bluegrass

In the spring after the grass has reached 100% green-up, apply 4 - 8 oz. per acre. Applications prior to 100% green-up may delay green-up and rates from 8 - 12 oz. per acre may result in excessive growth suppression if applied in the spring.

Imazapic E 2 SL Herbicide may be applied at a rate of 8 - 12 oz. per acre in the fall to control perennial weeds, for more information refer to the SPECIAL WEED CONTROL section.

Wheatgrass

Apply at a rate of 4 - 12 oz. per acre.

WEED CONTROL IN CROWN VETCH

To aid in the establishment of vetch and reduce weed competition, apply Imazapic E 2 SL Herbicide to newly seeded crown vetch beds at a rate of 4 oz. per acre. Applications should be made during winter dormancy or in early spring in order to reduce potential injury.

In unimproved, established crown vetch in noncropland areas, a rate of 8 - 12 oz. per acre may be used, for specific rates refer to the WEEDS CONTROLLED and SPECIAL WEED CONTROL sections.

Use Precautions

- Increased injury will occur if surfactants such as dilimene based or crop oil concentrates are used.
- Increased injury or defoliation may occur if applications are made after May.
- Severe injury or loss of stand if applications are made in the fall during the period of active crown vetch growth.
- Internode shortening and some minor tip chlorosis may occur depending on application timing.

REVEGETATION WITH PRAIRIEGRASSES AND OTHER FORAGE GRASSES

Imazapic E 2 SL Herbicide will control many annual and perennial grass and broadleaf weeds, reducing weed competition and allowing grass seedlings to establish. Apply at a rate of 2 - 12 oz. per acre to newly established or existing stands of labeled species (listed below) in the following areas:

Pasture	Industrial sites
Rangeland	Prairie restoration sites
Conservation Reserve Program (CRP) land	Drainage ditch banks
Roadsides	

Imazapic E 2 SL Herbicide may also be applied to perennial weeds as a postemergence foliar treatment to control noxious weeds in established grass stands.

To establish or release certain grass species in Federal Conservation Reserve Program (CRP) land, up to 12 oz. per acre of Imazapic E 2 SL Herbicide may be applied. Refer to the TOLERANT GRASS SPECIES table below for more information.

Because of the multitude of ecological and cropping practices that exist and the fact that all possible combinations cannot be tested, Etigra cannot be held responsible for damage caused by unforeseen factors. Imazapic E 2 SL Herbicide may suppress certain local varieties or ecotypes and if tolerance to Imazapic E 2 SL Herbicide is not known, it is recommended that an application first be made to a small test plot.

NOTE: An adjuvant must always be used when applying Imazapic E 2 SL Herbicide to prairiegrass and other forage grasses. For best results, use a methylated seed oil when treating established grass stands

45
/54

and when treating newly emerged seedling grasses, use a nonionic surfactant. The addition of liquid fertilizer will decrease grass tolerance to Imazapic E 2 SL Herbicide and should not be used when treating newly emerged seedling grasses.

ESTABLISHMENT

To establish mixed grass stands, apply Imazapic E 2 SL Herbicide at planting before grass seedling emerge for best results. Because newly emerged grasses can be sensitive to Imazapic E 2 SL Herbicide and/or the adjuvant used, prior to making an Imazapic E 2 SL Herbicide application it is best to wait until the grasses have reached the five-leaf stage and to use a nonionic or silicone surfactant. Do not use a methylated seed oil for postemergence applications of Imazapic E 2 SL Herbicide. Refer to the WEEDS CONTROLLED section for maximum weed heights at time of application and see below for recommended rates and timing for grass and wildflower species.

Use Precautions

- Postemergence applications may result in stand thinning due to variability in seedling grass tolerance to the spray adjuvants used.
- Compounded injury may occur from herbicide carry-over when planting into a field that was row cropped the previous year. Refer to the DIRECTIONS FOR USE section for more information on carry-over.

RATE AND CONTROL

If grass / forb mixtures are used and targeting annual weeds in fields cropped the previous year, apply 2 - 6 oz. of Imazapic E 2 SL Herbicide per acre to control and/or suppress many annual grass and broadleaf weeds.

The higher rates are recommended for situations with heavy weed pressure, heavy residue, high organic matter soils, high rainfall and long growing seasons (e.g., southern portions of Illinois, Indiana, Missouri, and Ohio, etc.).

The lower rates are recommended for late season plantings into clean seedbeds, for the northern-most U.S., or for dry climates. For soils with a pH > 7, a low CEC and a coarse texture containing a minimum of clay and organic matter, the lowest (2 oz per acre) rates may be used.

For giant ragweed or for perennial weed control/suppression, apply 8 - 12 oz. per acre. The duration and intensity of suppression are directly related to weed pressure, chemical residue, soil type and environmental conditions.

Use Precautions

- Imazapic E 2 SL Herbicide rates of 8 to 12 oz. per acre may result in stunting or stand thinning.

ESTABLISHED STANDS

Apply Imazapic E 2 SL Herbicide to annual grasses and broadleaf weeds as an early postemergence application for best results. For perennial weed control, refer to the SPECIAL WEED CONTROL.

For light weed infestations or when applying to grass stands containing desirable wildflowers and legumes, use the lower rates recommended and refer to the WILDFLOWER ESTABLISHMENT AND MAINTENANCE section of this label for rate tolerances. To broaden and lengthen weed control spectrum, apply at the higher recommended rates.

Use Precautions

- High rates applied to established grass stands may result in foliar and/or seed height suppression and is more likely to occur under conditions of low rainfall, light soils, short growing seasons, and low weed pressure.

INSTRUCTIONS FOR SPECIFIC GRASS SPECIES

Big Bluestem, Little Bluestem and Indiangrass

Apply Imazapic E 2 SL Herbicide at planting or any time thereafter, including after seedling grasses have emerged, or to perennial stands (dormant or actively growing), at a rate of 2 - 12 oz. per acre. Refer to the WEEDS CONTROLLED section for specific rate recommendations.

NOTE: Use the lower rates in Wisconsin, Michigan, Minnesota, South Dakota, North Dakota, Kansas, Oklahoma, Texas and Nebraska. Increase application rates as rainfall and/or growing season increases.

46/54

Switchgrass (*Panicum virgatum*)

NOTE: Because severe injury or death may occur, Imazapic E 2 SL Herbicide is not recommended for establishing pure switchgrass stands.

If switchgrass is planted in mixed stands with tolerant species, and only if some stand thinning or loss of stand can be tolerated, apply Imazapic E 2 SL Herbicide at a rate of 2 - 4 oz. per acre.

Rates of 10 - 12 oz. per acre can be used to reclaim mature switchgrass areas from certain perennial weeds such as tall fescue, leafy spurge and johnsongrass; however, severe stunting and injury is very likely to occur. If severe injury is unacceptable, do not apply Imazapic E 2 SL Herbicide to switchgrass.

Sideoats and Blue Grama

NOTE: Applications of Imazapic E 2 SL Herbicide to pure stands of sideoats and blue grama should be made only if some stand thinning or loss of stand is acceptable.

To aid in the establishment of sideoats and blue grama, after new seedlings have emerged and reached the five (5) leaf stage apply Imazapic E 2 SL Herbicide at a rate of 2 - 4 oz. per acre with an adjuvant. The lower rates may provide adequate weed suppression in early summer plantings in Wisconsin, Michigan, Minnesota, South Dakota, North Dakota, Kansas, Oklahoma, Texas and Nebraska and other states where growing degree days are short.

To control weeds in established stands, apply 4 - 10 oz. of Imazapic E 2 SL Herbicide per acre. If some foliar and/or seedhead suppression or injury of sideoats and blue grama is acceptable, up to 12 oz. per acre of Imazapic E 2 SL Herbicide may be applied. The extent of suppression or injury experienced will depend on environmental conditions, variety, surfactant choice, soil type, and weed pressure.

Sideoats and blue grama have shown tolerance to Imazapic E 2 SL Herbicide at 2 to 4 oz./A, applied preemergence at planting, however, some stand thinning may occur. Stand thinning may occur if a methylated seed oil adjuvant is used when applying at the 4 oz. per acre rate.

Buffalograss

To aid in the establishment of newly sprigged buffalograss and to control or suppress labeled weeds, apply 2 - 4 oz. of Imazapic E 2 SL Herbicide per acre immediately after planting and prior to spring growth or seed germination. Because new growth and small seedlings can be severely injured or killed by Imazapic E 2 SL Herbicide, if applying after emergence it is best to wait until the buffalograss has at least five true leaves and to use a nonionic or silicone surfactant. Some turf types can tolerate low rates of Imazapic E 2 SL Herbicide at seeding, consult your seed dealer for details. Do not use a methylated seed oil adjuvant.

For weed control in established stands, applied 2 - 8 oz. of Imazapic E 2 SL Herbicide per acre. Some turf discoloration and stunting may occur at the higher application rates.

Imazapic E 2 SL Herbicide may be applied to in dormant buffalograss for control of winter annual weeds. Wild type buffalograss may have different tolerance to Imazapic E 2 SL Herbicide than Turf type buffalograss.

Eastern Gamagrass

NOTE: Apply Imazapic E 2 SL Herbicide to eastern gamagrass only if some stand loss or thinning is acceptable. Postemergence application to seedlings will cause mortality.

At planting and prior to gamagrass emergence, apply 2 - 6 oz. of Imazapic E 2 SL Herbicide per acre. Stand thinning and stunting will occur and adverse conditions, poor soils, or added stress to the gamagrass could result in stand mortality.

For established eastern gamagrass, apply 2 - 8 oz. of Imazapic E 2 SL Herbicide per acre prior to gamagrass breaking dormancy. Stunting will occur and the magnitude of stunting increases as the application rate increases. Applications made during or after green-up may result in foliar and seedhead suppression and possible mortality of weak plants.

Tall Fescue Control

In established stands of, or to prepare a seed bed for big bluestem, little bluestem, and indiagrass, apply 12 oz. of Imazapic E 2 SL Herbicide per acre with methylated seed oil at 2 pints per acre to control tall fescue. Adding nitrogen fertilizer will aid in control, refer to the SPRAY ADJUVANTS FOR POSTEMERGENCE APPLICATIONS section for more information. For best results, tall fescue must be actively growing and poor control may result if tall fescue has reached the boot stage or summer dormancy.

47/54

Imazapic E 2 SL Herbicide may be tank mixed with ACCORD, ROUNDUP PRO, or the glyphosate equivalent for improved control of tall fescue. Fall applications to control existing tall fescue and new germinating seedlings will experience best results with 8 – 12 oz. of Imazapic E 2 SL Herbicide with 24 - 64 oz. of ACCORD or ROUNDUP PRO per acre. For spring applications, use 6 – 12 oz. of Imazapic E 2 SL Herbicide with ACCORD or ROUNDUP PRO at 32 - 64 oz. per acre. It is recommended that the higher rates are used for older, mature fescue stands and lower rates when planting forbs.

For annual weed and seedling fescue control, when using 8 oz. of Imazapic E 2 SL Herbicide per acre in the fall with a glyphosate product, a 4 oz. per acre Imazapic E 2 SL Herbicide application in the spring when planting is recommended.

Where permitted, burning the fescue stand the following spring, just prior to green-up, will aid in control and provide a better seedbed for planting. Mowing the fescue several times the summer before fall application will weaken the fescue root system, making it more susceptible to herbicides. Because both Imazapic E 2 SL Herbicide and glyphosate products require foliage to be present for herbicide uptake be sure to allow at least 10 inches of regrowth following the last mowing to occur before spraying.

RECOMMENDED RATES FOR TOLERANT GRASS SPECIES¹

Grass	Application Rate (ounces per acre) ²	
	New Seeding	Established
Big Bluestem	2-12	2-12
Blue Grama	2-8 ³	2-8
Bottlebrush Squirreltail	---	2-12
Broomsedge	---	2-12
Buffalograss	2-4	2-8
Bushy Bluestem	---	2-12
Eastern Gamagrass	2-6 ³	2-8
Fingergrass, Rhodes grass	---	2-12
Indiangrass	2-12	2-12
Kearny (Plains) Threeawn	---	2-12
Kentucky Bluegrass	---	2-12 ⁴
King Ranch Bluestem	---	2-12
Little Bluestem	2-12	2-12
Needleandthread	---	2-12
Needlegrass	---	2-12
Prairie Sandreed	---	2-12
Prairie Threeawn	---	2-12
Russian Wild Ryegrass	2-6 ²	2-12
Sandberg's Bluegrass	---	2-12
Sideoats Grama	2-8 ³	2-8
Silver Beard Bluestem	---	2-12
Smooth Bromgrass	---	2-12
Wheatgrasses	---	2-12

- ¹ For application timing, refer to the individual grass sections above.
- ² The higher rates listed may cause growth suppression and stunting.
- ³ Preemergence applications of Imazapic E 2 SL Herbicide to newly seeded sideoats, blue grama and Eastern gamagrass may cause loss of stand or thinning.
- ⁴ Some bluegrass varieties are sensitive to Imazapic E 2 SL Herbicide. Drought can delay recovery and may result in overgrazing of treated area.
- * Tolerance is not known

48/54

**TOLERANCE OF ESTABLISHED GRASSES
TO FALL APPLICATIONS AT THE 8 - 12 OZ. PER ACRE RATE**

Grass Species	Tolerance ¹
Bermudagrass	Tolerant
Bluegrass, Kentucky	Suppressed ²
Bluegrass, Sandberg's	Tolerant
Bluestem, big	Tolerant
Bluestem, bushy	Tolerant
Bluestem, King Ranch	Tolerant
Bluestem, little	Tolerant
Bluestem, silver beard	Tolerant
Bromegrass, meadow	Suppressed ² / Not Tolerant
Bromegrass, smooth	Suppressed ²
Broomsedge	Tolerant
Buffalograss	Tolerant / Suppressed ²
Cheatgrass	Not Tolerant
Creeping foxtail, Garrison	Unknown
Downey brome	Not Tolerant
Fescue, Idaho	Tolerant
Fescue, tall	Not Tolerant
Gamagrass, eastern	Suppressed ²
Grama, blue	Tolerant / Suppressed ²
Grama, sideoats	Tolerant / Suppressed ²
Indiangrass	Tolerant
Medusahead	Not Tolerant
Needleandthread	Tolerant
Needlegrass, green	Tolerant
Orchardgrass	Suppressed ²
Prairie cordgrass	Suppressed ²
Prairie dropseed	Unknown
Prairie sandreed	Tolerant
Prairie threeawn	Tolerant
Quackgrass	Suppressed ²
Redtop	Suppressed ² / Not Tolerant
Reed canarygrass	Suppressed ² / Not Tolerant
Rhodes grass/Fingergrass	Tolerant
Ryegrass, annual or Italian	Not Tolerant
Ryegrass, perennial	Suppressed ² / Not Tolerant
Squirreltail, bottlebrush	Tolerant
Switchgrass	Suppressed ² / Not Tolerant
Timothy	Not Tolerant
Wheatgrass, bluebunch	Tolerant / Suppressed ²
Wheatgrass, crested	Tolerant / Suppressed ²
Wheatgrass, intermediate	Tolerant / Suppressed ²
Wheatgrass, pubescent	Tolerant / Suppressed ²
Wheatgrass, siberian	Tolerant / Suppressed ²
Wheatgrass, slender	Tolerant / Suppressed ²
Wheatgrass, streambank	Tolerant / Suppressed ²
Wheatgrass, western	Tolerant / Suppressed ²
Wild ryegrass, Basin	Tolerant
Wild ryegrass, Canada	Suppressed ²
Wild ryegrass, Russian	Tolerant
Wild ryegrass, Virginia	Suppressed ²

¹ Species with more than one classification indicates the tolerance varies depending on variety, environmental conditions and application rate.

² Suppression represents a reduction in the number of seedheads, seedhead height suppression or foliage height reduction. With time, however, full recovery of the grass can be expected.

49
/54

WILDFLOWER ESTABLISHMENT AND MAINTENANCE

NOTE: Because Imazapic E 2 SL Herbicide tolerance can vary dramatically due to variability in genotypes, ecotypes and varieties of wildflowers, as well as be reduced under certain environmental conditions and soil types, apply only if some amount of stand thinning or loss is acceptable. Certain spray adjuvants may also increase wildflower injury and loss of stand.

Preemergence applications to tolerant species at low (2 oz. per acre) application rates will result in the least amount of injury, but may not eliminate all injury.

Some genotypes may experience injury or death from postemergence applications of Imazapic E 2 SL Herbicide and such applications should be made only as a rescue treatment when weed competition threatens the stand.

While most legumes listed in the tolerance table are tolerant to preemergence Imazapic E 2 SL Herbicide applications at a 4 oz. per acre rate, some stand thinning may occur.

Legumes are more tolerant to postemergence applications, but some stunting or chlorosis is possible.

Prairiegrass / Wildflower Mixtures

When some wildflower injury (phytotoxicity, height suppression) can be tolerated, apply Imazapic E 2 SL Herbicide at the rate recommended to achieve desired weed control, but do not exceed the tolerance rates listed in the table below.

Pre-emergence applications will reduce or eliminate wildflower injury and to minimize injury to tolerant species listed below, apply 2 - 4 oz. of Imazapic E 2 SL Herbicide per acre at planting. In low rainfall areas and under cool dry conditions, use the 2 oz. per acre rate.

Use the lowest rate of Imazapic E 2 SL Herbicide necessary to achieve desired weed control if postemergence application must be made to established prairiegrass / wildflower mixtures (refer to the "WEEDS CONTROLLED" section for more information).

Because all variations of seed sources, varieties and genotypes cannot be tested, stand thinning or death caused by postemergence applications are possible and testing for tolerance on a small area prior to full application is recommended.

NOTE: Wildflower injury may be increased if Imazapic E 2 SL Herbicide is applied in conjunction with an organophosphate insecticide.

Wildflower and Legume Tolerance to Imazapic E 2 SL Herbicide in Mixed Grass/Forb Stands

The recommendations in the following tables apply to mixed grass/wildflower stands. Unsatisfactory results may occur for applications made to monoculture stands and testing this product on a small scale plot prior to full use is recommended. The rates listed below are for those species in which acceptable tolerance has been confirmed on the varieties/genotypes being treated.

Common Name	Seedling Tolerance (at 4 oz. per Acre Rate)		Tolerance for Established Plants (Max Rate per Acre) ²	
	Preemergence	Postemergence ¹	Preemergence	Postemergence ³
Alfalfa	Not Tolerant	Tolerant	12 oz.	12 oz.
Aster, New England	Not Tolerant	Tolerant	N/A	N/A
Aster, Prairie	Not Tolerant	Tolerant	N/A	N/A
Baby Blue Eyes	Not Tolerant	Tolerant	N/A	N/A
Beggar Ticks	Not Tolerant	Tolerant	N/A	N/A
Bird's Eyes	Not Tolerant	Tolerant	N/A	N/A
Bishop's Flower	Not Tolerant	Tolerant	N/A	N/A
Blackeyed Susan	Tolerant	Tolerant	8 oz.	10 oz.
Blanketflower	Not Tolerant	Tolerant	—	8 oz.
Bundleflower, Illinois	Tolerant	Tolerant	12 oz.	12 oz.
Catchfly	Not Tolerant	Tolerant	N/A	N/A
Chicory	Tolerant	Tolerant	4 oz.	6 oz.
Clover, Crimson	Tolerant	Tolerant	N/A	N/A
Clover, White	Not Tolerant	Tolerant	N/A	N/A
Coneflower, Purple	Tolerant	Tolerant	8 oz.	8 oz.
Coneflower, Upright Prairie	Tolerant	Tolerant	6 oz.	6 oz.
Coreopsis, Dwarf Red Plains	Tolerant	Tolerant	N/A	N/A
Coreopsis, Lance Leaved	Tolerant	Tolerant	N/A	N/A

50/154

Common Name	Seedling Tolerance (at 4 oz. per Acre Rate)		Tolerance for Established Plants (Max Rate per Acre) ²	
	Preemergence	Postemergence ¹	Preemergence	Postemergence ³
Coreopsis, Plains	Tolerant	Tolerant	N/A	N/A
Cornflower	Not Tolerant	Tolerant	N/A	N/A
Cosmos, Garden	Tolerant	Tolerant	N/A	N/A
Cosmos, Yellow	Tolerant	Tolerant	N/A	N/A
Daisy, Ox-eye ⁴	Tolerant	Tolerant	8 oz.	8 oz.
Daisy, Shasta	Tolerant	Tolerant	4 oz.	8 oz.
Five Spot	Not Tolerant	Tolerant	N/A	N/A
Flax, Blue	Not Tolerant	Tolerant	---	6 oz.
Indian Blanket	Not Tolerant	Tolerant	---	6 oz.
Indigo, Blue False	Tolerant	Not Tolerant	N/A	N/A
Johnny Jump-ups	Tolerant	Tolerant	8 oz.	12 oz.
Leadplant	N/A	N/A	8 oz.	8 oz.
Lemon Mint	Not Tolerant	Tolerant	N/A	N/A
Lespedeza, Bicolor	Tolerant	Tolerant	8 oz.	8 oz.
Lespedeza, Korean	Not Tolerant	Tolerant	N/A	N/A
Lespedeza, Sericea	Not Tolerant	Tolerant	12 oz.	12 oz.
Lupine, Perennial ⁵	Tolerant	Tolerant	8 oz.	12 oz.
Mexican Hat	Tolerant	Tolerant	6 oz.	6 oz.
Milkweed, Common	N/A	N/A	8 oz.	---
Partridgepea	Tolerant	Tolerant	12 oz.	12 oz.
Pea, Calico	Tolerant	Tolerant	N/A	N/A
Pea, Flat	Tolerant	Tolerant	N/A	N/A
Pea, Perennial	Tolerant	Tolerant	N/A	N/A
Pea, Prairie Scurf	N/A	N/A	8 oz.	8 oz.
Phlox, Drummond	Tolerant	Not Tolerant	N/A	N/A
Poorjoe	N/A	N/A	8 oz.	---
Poppy, California	Tolerant	Not Tolerant	N/A	N/A
Poppy, Corn	Tolerant	Tolerant	N/A	N/A
Poppy, Red Corn	Tolerant	Tolerant	N/A	N/A
Prairieclover, Purple	Tolerant	Tolerant	4 oz.	12 oz.
Prairieclover, White	Tolerant	Tolerant	N/A	N/A
Sensitive Vine	N/A	N/A	12 oz.	12 oz.
Sweetclover	N/A	N/A	12 oz.	8 oz.
Tick-trefoil, Showy	Not Tolerant	Tolerant	N/A	N/A
Trefoil, Birdsfoot	Not Tolerant	Tolerant	N/A	N/A
Vetch, Crown	Tolerant	N/A	12 oz.	12 oz.
Vetch, Hairy	Tolerant	N/A	N/A	N/A
Violet, Wild	N/A	N/A	12 oz.	12 oz.
Yarrow, Gold ⁴	Not Tolerant	Tolerant	8 oz.	8 oz.

N/A = Data not available

- ¹ For postemergence application to legumes, at least three true leaves should be present prior to application.
- ² Height suppression or stand reduction may occur at maximum use rate. For legumes, some yellowing and stunting can occur at higher use rates.
- ³ To reduce injury and increase flower set, postemergence applications to flowers should be made early postemergence.
- ⁴ Will not flower.
- ⁵ Most native rangeland lupines are tolerant to postemergent applications of Imazapic E 2 SL Herbicide at a rate of 12 oz. per acre.

**Wildflower Establishment Using Imazapic E 2 SL Herbicide (4 oz. per Acre)
with PENDULUM Herbicide (2 lbs. a.i. per Acre¹)**

Common Name	PREEMERGENCE ²	POSTEMERGENCE ³
Blackeyed Susan	No Injury	No Injury
Blanketflower	Injury	No Injury

51/54

Common Name	PREEMERGENCE ²	POSTEMERGENCE ³
Bundleflower, Illinois	>50% thinning	No Injury
Clover, Crimson	>50% thinning	No Injury
Coneflower, Claspig	No Injury	No Injury
Coneflower, Upright Prairie	Injury	Some Injury
Coneflower, Purple	No Injury	No Injury
Coreopsis, Dwarf Red Plains	Stunting	Stunting
Coreopsis, Plains	Stunting	No Injury
Coreopsis, Lance Leaved	25% Thinning	No Injury
Cornflower	No	20% Thinning
Cosmos, Garden	10% Thinning	Stunting
Cosmos, Yellow	No Injury	No Injury
Daisy, Ox-eye	25% Thinning	No Injury
Daisy, Shasta	Some Injury (20% Thinning)	No Injury
Lupine, Perennial	No Injury	≤50% Thinning
Partridgepea	25% Thinning	No Injury
Poppy, California	No Injury	25% Injury (Stunting, Thinning)
Yarrow, Gold	Some Injury	Some Injury

¹ 2 lbs. a.i./A = 2.4 qts. of PENDULUM 3.3 EC herbicide or 3.3 lbs. of PENDULUM WDG herbicide

² Preemergence at planting

³ Postemergence to seedlings

NOTE: The user assumes all responsibility for any damaged caused by use of this product. The tolerance of wildflower species not listed in this label to Imazapic E 2 SL Herbicide should be determined by treating a small portion representative of area to be treated at an appropriate rate (not to exceed 12 oz. per acre per year). One to two months following application, the wildflowers in the test area should be evaluated for injury.

SPECIAL WEED CONTROL

NOTE: Be sure to always add an adjuvant when applying Imazapic E 2 SL Herbicide (refer to the SPRAY ADJUVANTS FOR POSTEMERGENCE APPLICATIONS section for more information).

Using nonionic surfactants or silicone based surfactants may result in less than acceptable control. Methylated Seed Oil (MSO) surfactants have been shown to assist Imazapic E 2 SL Herbicide in providing improved control of perennial weeds. However, this effect is not always observed and is most apparent on weeds under stress conditions, species with waxy leaves, and perennials. Use of a MSO is recommended when dealing with the following weeds:

Johnsongrass & Itchgrass

Apply 8 - 12 oz. of Imazapic E 2 SL Herbicide per acre after johnsongrass or itchgrass has reached 18 - 24 inches in height at the whorl. Control after culm elongation or in dense stands may be improved by tank mixing with 8 - 16 oz. of ACCORD or ROUNDUP PRO per acre. The application rates should be increased as weed density increases. Larger grass than specified above can be controlled.

Dallisgrass, Bahiagrass, Vaseygrass, Paspalum spp., Smutgrass

After grass has reached 100% green-up, make a postemergence application of 10 - 12 oz. of Imazapic E 2 SL Herbicide per acre. Depending upon grass growth stage and growing conditions at the time of application, results for dallisgrass and smutgrass may range from suppression to control.

To control vaseygrass, apply 4 - 6 oz. of Imazapic E 2 SL Herbicide per acre postemergence after grass has reached full green-up and is 3 - 8 inches in height.

Efficacy will be improved by tank mixing with 12 - 16 oz. of ACCORD or ROUNDUP PRO per acre. As target grass weed densities and/or maturity increase, the application rate should be increased as well. Increased preemergence control of these grasses from seed can be obtained by tank mixing with PENDULUM herbicide.

52/54

Leafy Spurge

Apply 8 - 12 oz Imazapic E 2 SL Herbicide per acre in late summer or fall (typically August through October but timing will vary by state and/or altitude). Approximate dates for fall timing in the northern-U.S. (e.g., North and South Dakota) are late August through September, and for the mid-U.S. (e.g., Nebraska and Iowa) are mid-September through mid-October. This application should be made prior to the leafy spurge losing its milky sap flow due to a killing frost and while good soil moisture is present. To determine if a frost has affected the milky sap flow, break the main stem of the leafy spurge and if milky sap flows from the break, Imazapic E 2 SL Herbicide can still be applied. Best results for long term control are achieved by making consecutive year applications.

In some areas, excessive injury to cool season grasses may occur if Imazapic E 2 SL Herbicide is applied in a single 12 oz. per acre application in the spring or fall, or as a 4 oz. per acre application in the spring following an 8 oz. per acre application in the spring.

For best control, always use a methylated seed oil at a rate of 2 pints per acre. Be aware that nonionic and silicone based surfactants will result in little or no control of leafy spurge. To improve leafy spurge control, two pints of nitrogen fertilizer per acre can be added to the tank-mix; however, this may also increase injury to desired species of forbs and grasses. Refer to the SPRAY ADJUVANTS FOR POSTEMERGENCE APPLICATIONS section for more information.

Tall Fescue Control

Apply 12 oz. of Imazapic E 2 SL Herbicide with 2 pints of Methylated Seed Oil per acre. Control will be enhanced by adding ACCORD, glyphosate or ROUNDUP PRO and/or Nitrogen fertilizer (see the SPRAY ADJUVANTS FOR POSTEMERGENCE APPLICATIONS section for more information on adding nitrogen fertilizer) to the above mix. For best results, tall fescue must be actively growing and control will be poor if the tall fescue has reached summer dormancy at the time of application.

Optimal control of existing tall fescue and new germinating seedlings can be achieved by applying 8 - 12 oz. of Imazapic E 2 SL Herbicide with 24 - 64 oz. of ACCORD or ROUNDUP PRO per acre. For spring applications, apply 6 - 12 oz. of Imazapic E 2 SL Herbicide with 32 - 64 oz. of ACCORD or ROUNDUP PRO per acre, using the higher rates for older, mature fescue stands and the lower rates when planting forbs.

When applying 8 oz. of Imazapic E 2 SL Herbicide per acre with ACCORD or ROUNDUP PRO in the fall, a 4 oz. per acre application of Imazapic E 2 SL Herbicide at planting in the spring is recommended for annual weed and seedling fescue control. Improved control and a better seedbed for planting will result if the fescue stand is burned (where permitted) the following spring, just prior to green-up.

Mowing the fescue several times the summer before fall application will weaken the fescue root system making it more susceptible to herbicides. Always allow for at least 10 inches of regrowth, following the last mowing before spraying, as both Imazapic E 2 SL Herbicide and ROUNDUP products need foliage present for herbicide uptake and satisfactory control.

Russian Knapweed

During Russian knapweed senescence in the fall, apply 12 oz. of Imazapic E 2 SL Herbicide with 1 quart of methylated seed oil per acre. Control improves as senescence progresses and may still be obtained even with applications made after full senescence. Reduced control will occur if applications are made prior to the start of senescence.

Dalmatian Toadflax

In the fall when the top 25% of the plant is necrotic (usually after a hard frost in late October through November) apply 12 oz. of Imazapic E 2 SL Herbicide with 1 quart of methylated seed oil per acre. Control may be improved by adding 2 - 3 pints of ammonium sulfate per acre. Good control can be achieved as long as there is some green stem and/or leaf tissue remaining (this timing usually corresponds to fall basal growth), and applications made prior to this will result in poor control.

Resistant Toadflax

Naturally occurring biotypes (a plant within a given species that has a slightly different, but distinct genetic makeup from other plants of the same species) of some weeds listed on this label may not be effectively controlled by this and/or other herbicides (OUST™) with the ALS/AHAS enzyme inhibiting mode of action. To ensure control, if naturally occurring ALS/AHAS resistant biotypes are present in an area, Imazapic E 2 SL Herbicide should be tank-mixed or applied sequentially with an appropriate registered herbicide having a different mode of action.

53/
54

RESIDUAL BAREGROUND WEED CONTROL

Total vegetation control in sensitive areas and around desirable vegetation can be obtained by tank mixing 12 oz. of Imazapic E 2 SL Herbicide per acre with PENDULUM herbicide, ROUNDUP PRO, ESCORT, KARAMEX™, 2,4-D, diuron, ENDURANCE™ or other labeled products.

To provide total bareground weed control in other bareground areas, 12 oz. of Imazapic E 2 SL Herbicide per acre can be tank mixed with ARSENAL herbicide, SAHARA DG herbicide, KROVAR, OUST TORDON™, VANQUISH or other labeled products.

Use 2 pints of methylated seed oil per acre as an adjuvant for best results.

SPOT TREATMENTS

To control weed encroachment in bareground or total vegetation control situations, thoroughly mix 0.3 oz. - 5.4 oz of Imazapic E 2 SL Herbicide per gallon of water (0.25% - 5% v/v) with a methylated seed oil adjuvant.

USE UNDER PAVED SURFACES

Apply 12 oz of Imazapic E 2 SL Herbicide per acre in sufficient water to ensure thorough and uniform wetting of the soil surface, including the shoulder area, being sure to agitate before spraying. Incorporation of the Imazapic E 2 SL Herbicide will improve control if the soil is not moist prior to treatment. Either incorporation into the soil to a depth of two inches using a rototiller or disc or one inch of rainfall or irrigation will adequately incorporate Imazapic E 2 SL Herbicide into the soil surface.

Use Precautions

- Applications should be made to the soil surface only after the final grade is established, do not move soil to which Imazapic E 2 SL Herbicide has been applied.
- Do not allow treated soil to wash or move into untreated area.

STORAGE AND DISPOSAL

Do not contaminate water, food, or feed by storage or disposal.

PESTICIDE STORAGE: Keep product from freezing. Store at temperatures above 20°F.

PESTICIDE DISPOSAL: Wastes resulting from the use of this product may be disposed of on site or at an approved waste disposal facility.

CONTAINER DISPOSAL: Triple rinse (or equivalent). Then offer for recycling or reconditioning, or puncture and dispose of in a sanitary landfill, or incineration, or, if allowed by state and local authorities, by burning. If burned, stay out of smoke.

CONDITION OF SALE AND LIMITATION OF WARRANTY AND LIABILITY

NOTICE: Read the entire Directions for Use and Conditions of Sale and Limitation of Warranty and Liability before buying or using this product. If the terms are not acceptable, return the product at once, unopened, and the purchase price will be refunded.

The Directions for Use of this product must be followed carefully. It is impossible to eliminate all risks inherently associated with the use of this product. Ineffectiveness or other unintended consequences may result because of such factors as manner of use or application, weather, presence of other materials or other influencing factors in the use of the product, which are beyond the control of Etigra or Seller. All such risks shall be assumed by Buyer and User, and Buyer and User agree to hold Etigra and Seller harmless for any claims relating to such factors.

Etigra warrants that this product conforms to the chemical description on the label and is reasonably fit for the purposes stated in the Directions for Use, subject to the inherent risks referred to above, when used in accordance with the Directions for Use. This warranty does not extend to the use of this product contrary to label instructions, or under conditions not reasonably foreseeable to or beyond the control of Seller or Etigra, and Buyer and User assume the risk of any such use. TO THE EXTENT CONSISTENT WITH APPLICABLE LAW, ETIGRA MAKES NO WARRANTIES OF MERCHANTABILITY OR OF FITNESS FOR A PARTICULAR PURPOSE NOR ANY OTHER EXPRESS OR IMPLIED WARRANTY EXCEPT AS STATED ABOVE.

54/54

To the extent consistent with applicable law, neither Etigra nor Seller shall be liable for any incidental, consequential or special damages resulting from the use or handling of this product. **TO THE EXTENT CONSISTENT WITH APPLICABLE LAW, THE EXCLUSIVE REMEDY OF THE USER OR BUYER, AND THE EXCLUSIVE LIABILITY OF ETIGRA AND SELLER FOR ANY AND ALL CLAIMS, LOSSES, INJURIES OR DAMAGES (INCLUDING CLAIMS BASED ON BREACH OF WARRANTY, CONTRACT, NEGLIGENCE, TORT, STRICT LIABILITY OR OTHERWISE) RESULTING FROM THE USE OR HANDLING OF THIS PRODUCT, SHALL BE THE RETURN OF THE PURCHASE PRICE OF THE PRODUCT OR, AT THE ELECTION OF ETIGRA OR SELLER, THE REPLACEMENT OF THE PRODUCT.**

Etigra and Seller offer this product, and Buyer and User accept it, subject to the foregoing Conditions of Sale and Limitation of Warranty and Liability, which may not be modified except by written agreement signed by a duly authorized representative of Etigra.

**USE WITH OTHER PRODUCTS
(TANK-MIXES)**

Etigra shall have no liability for any loss, damage, or injury if this product is used in combination with any other product except as specifically recommended in writing by Etigra. If this product is used in a combination recommended by Etigra, Etigra's liability will be limited to return of the amount of the purchase price of the Etigra product and will not in any way extend to any damage, loss or injury not directly caused by the inclusion of the Etigra product in the combination use.

Imazapic E 2 SL Herbicide is not manufactured or distributed by BASF, seller of Cadre® and Plateau®.

Arsenal®, Basagran®, Cadre®, Plateau®, Prowl® and Pursuit® are trademarks of BASF.

Sahara® is a trademark of BASF Agrochemical Products B.V.

Finale™ is a trademark of Bayer CropScience GmbH

Broadstrike™, Garlon™, Grazon™, Redeem™, Remedy™, Sonalan™, Strongarm™, Transline™ and Tordon™ are trademarks of Dow AgroSciences LLC.

Accent®, Ally™, Basis®, Classic®, Concert®, Escort™, Karmex™, Oust™, Pinnacle®, and Staple® are trademarks of E.I. du Pont de Nemours & Co., Inc.

Accord™, Campaign™, Roundup™, Roundup Pro™, and Roundup Ultra™ are trademarks of Monsanto Agricultural Products Company.

Permit® is a trademark of Nissan Chemical Industries, Ltd.

Endurance™, Exceed™ and Vanquish™ are trademarks of Syngenta Participations AG.

Gramoxone® is a trademark of Syngenta Crop Protection, Inc.

Etigra™ is a trademark of Etigra.

EPA [approval date]