

79676-59

3/28/2008

MAR 5 3 12



UNITED STATES ENVIRONMENTAL PROTECTION AGENCY
WASHINGTON, D.C. 20460

OFFICE OF
PREVENTION, PESTICIDES AND
TOXIC SUBSTANCES

Ms. Lizbeth Rea
Product Registration
Etigra
501 Cascade Pointe Lane, Suite 103
Cary, NC 27513

MAR 28 2008

SUBJECT: Application for Pesticide Notification (PRN 98-10)
Request Alternate Brand Name "Super Boll Plant Regulator"
EPA Reg. No. 79676-59
Application Dated March 12, 2008

Dear Registrant:

The Agency is in receipt of your Application for Pesticide Notification under Pesticide Registration Notice (PRN) 98-10 dated 03/12/08 for the above product. The Registration Division (RD) has conducted a review of this request for its applicability under PRN 98-10 and finds that the action(s) requested fall within the scope of PRN 98-10. The label submitted with the application has been stamped "Notification" and will be placed in our records.

If you have any questions, please call me directly at 703-305-6249 or Owen F. Beeder of my staff at 703-308-8899.

Sincerely,

A handwritten signature in black ink, appearing to read "Linda Arrington".

Linda Arrington
Notifications & Minor Formulations Team Leader
Registration Division (7505P)
Office of Pesticide Programs

SIC

2
12



United States
Environmental Protection Agency
 Washington, DC 20460

<input type="checkbox"/>	Registration
<input type="checkbox"/>	Amendment
<input checked="" type="checkbox"/>	Other

OPP Identifier Number

Application for Pesticide - Section I

1. Company/Product Number 79676-59	2. EPA Product Manager Tony Kish	3. Proposed Classification <input checked="" type="checkbox"/> None <input type="checkbox"/> Restricted
4. Company/Product (Name) Etigra/Ethephon E-AG 6 Plant Growth Regulator	PM# 22	
5. Name and Address of Applicant (Include ZIP Code) Etigra 501 Cascade Pointe Lane, Suite 103 Cary, NC 27513 <input type="checkbox"/> Check if this is a new address	6. Expedited Review. In accordance with FIFRA Section 3(c)(3)(b)(i), my product is similar or identical in composition and labeling to: EPA Reg. No. _____ Product Name _____	

Section - II

<input type="checkbox"/> Amendment - Explain below.	<input type="checkbox"/> Final printed labels in response to Agency letter dated _____
<input type="checkbox"/> Resubmission in response to Agency letter dated _____	<input type="checkbox"/> "Me Too" Application.
<input checked="" type="checkbox"/> Notification - Explain below.	<input type="checkbox"/> Other - Explain below.

Explanation: Use additional page(s) if necessary. (For section I and Section II.)

Notification of an alternate brand name per PRN 98-10. This notification is consistent with the provisions of PRN 98-10 and EPA regulations at 40 CFR 152.46, and no other changes have been made to the labeling or the confidential statement of formula of this product. I understand that it is a violation of 18 U.S.C. Sec. 1001 to willfully make any false statement to EPA. I further understand that if this notification is not consistent with the terms of PRN 98-10 and 40 CFR 152.46, this product may be in violation of FIFRA and I may be subject to enforcement action and penalties under sections 12 and 14 FIFRA.

Section - III

1. Material This Product Will Be Packaged In:

Child-Resistant Packaging <input type="checkbox"/> Yes <input type="checkbox"/> No	Unit Packaging <input type="checkbox"/> Yes <input type="checkbox"/> No	Water Soluble Packaging <input type="checkbox"/> Yes <input type="checkbox"/> No	2. Type of Container <input type="checkbox"/> Metal <input type="checkbox"/> Plastic <input type="checkbox"/> Glass <input type="checkbox"/> Paper <input type="checkbox"/> Other (Specify) _____
* Certification must be submitted		If "Yes" Unit Packaging wgt. No. per container	If "Yes" Package wgt No. per container

3. Location of Net Contents Information
 Label Container

4. Size(s) Retail Container

5. Location of Label Directions
 On Label
 On Labeling accompanying product

6. Manner in Which Label is Affixed to Product
 Lithograph
 Paper glued
 Stenciled Other _____

Section - IV

1. Contact Point (Complete items directly below for identification of individual to be contacted, if necessary, to process this application.)

Name Lizbeth Rea	Title Registration Manager	Telephone No. (Include Area Code) 919/655-0701
---------------------	-------------------------------	---

Certification
 I certify that the statements I have made on this form and all attachments thereto are true, accurate and complete. I acknowledge that any knowingly false or misleading statement may be punishable by fine or imprisonment or both under applicable law.

2. Signature 	3. Title Registration Manager	6. Date Application Received (Stamped)
4. Typed Name Lizbeth Rea	5. Date 3/12/2008	



3
12

March 12, 2008

COURIER DELIVERY

Tony Kish (PM 22)
Document Processing Desk (NOTIF)
Office of Pesticide Programs (7504P)
U.S. Environmental Protection Agency
Room S-4900, One Potomac Yard
2777 S. Crystal Drive
Arlington, VA 22202-4501

RE: Etigra—Ethephon E-AG 6 Plant Growth Regulator (EPA Reg. No. 79676-59)
Alternate Brand Name per PRN 98-10

Dear Mr. Kish,

Enclosed with this letter are the following documents in support of our request to add Super Boll® Plant Regulator as an alternate brand name to the Ethephon E-AG 6 Plant Growth Regulator registration under PR Notice 98-10.

- Completed Application for Registration (EPA Form 8570-1)
- One (1) copy of the Ethephon E-AG 6 Plant Growth Regulator labeling with the name, Super Boll® Plant Regulator tracked.
- One (1) copy of the Ethephon E-AG 6 Plant Growth Regulator labeling with the name, Super Boll® Plant Regulator incorporated.

The alternate name is the only change made to the label. No other changes to the label were made.

Please contact me at 919/655-0701 if you have questions and/or comments.

Sincerely,

Lizbeth Rea
Registration Manager

0000
0000
0000
0000
0000
0000
0000
0000
0000
0000

4
12

Ethephon E-AG 6 Plant Growth Regulator

For USE ON Cotton and Tobacco

Not for Use in Residential Areas

ACTIVE INGREDIENT:

Ethephon: (2-Chloroethyl) phosphonic acid*..... 55.4%

OTHER INGREDIENTS:..... 44.6%

TOTAL:..... 100.0%

*1 gallon contains 6 lbs. ethephon.

KEEP OUT OF REACH OF CHILDREN

DANGER / PELIGRO

Si usted no entiende la etiqueta, busque a alguien para que se la explique a usted en detalle.
(If you do not understand the label, find someone to explain it to you in detail.)

FIRST AID	
If in eyes:	<ul style="list-style-type: none"> • Hold eye open and rinse slowly and gently with water for 15-20 minutes. • Remove contact lenses, if present, after the first 5 minutes, then continue rinsing eye. • Call a poison control center or doctor for treatment advice.
If on skin or clothing:	<ul style="list-style-type: none"> • Take off contaminated clothing. • Rinse skin immediately with plenty of water for 15-20 minutes. • Call a poison control center or doctor for treatment advice.
If swallowed:	<ul style="list-style-type: none"> • Call a poison control center or doctor immediately for treatment advice. • Have person sip a glass of water if able to swallow. • Do not induce vomiting unless told to do so by the poison control center or doctor. • Do not give anything by mouth to an unconscious person.
HOT LINE NUMBER	
Have the product container or label with you when calling a poison control center or doctor, or going for treatment. You may also contact 1-800-424-9300 for emergency medical treatment information.	
NOTE TO PHYSICIAN	
Treat symptomatically. Consideration should be given to the possibility that overexposure to materials other than this product may have occurred. No specific antidote is available. Probable mucosal damage may contraindicate the use of gastric lavage.	

PRECAUTIONARY STATEMENTS

HAZARDS TO HUMANS AND DOMESTIC ANIMALS

DANGER

CORROSIVE. Causes skin burns and irreversible eye damage. Harmful if swallowed and/or absorbed through skin. Do not get in eyes, on skin or on clothing. Wear protective eyewear such as goggles, face shield or safety glasses. Wash hands thoroughly with soap and water after handling and before eating, drinking, chewing gum, or using tobacco. Remove and wash contaminated clothing before reuse.


EPA Reg. No. 79676-59

EPA Est. No.

Manufactured for:
Etigra™
501 Cascade Pointe Lane, Suite 103
Cary, NC 27513
www.etigra.com

Ethephon E-AG 6 Plant Growth Regulator contains ethephon, the active ingredient used in Prep® brand Ethephon for Cotton and Tobacco.

Net Contents:



PERSONAL PROTECTIVE EQUIPMENT (PPE)

Applicators and other handlers must wear:

- Coveralls over long-sleeved shirt and long pants
- Chemical-resistant gloves made of any waterproof material such as nitrile, butyl, neoprene or barrier laminate
- Chemical-resistant footwear plus socks
- Protective eyewear (goggles, face shield or safety glasses)
- Chemical-resistant headgear for overhead exposure
- Chemical-resistant apron when cleaning equipment, mixing, or loading

Discard clothing and other absorbent materials that have been drenched or heavily contaminated with this product's concentrate. Do not reuse them. Follow manufacturer's instructions for cleaning/maintaining PPE. If no such instructions for washables exist, use detergent and hot water. Keep and wash PPE separately from other laundry.

When handlers use closed systems, enclosed cabs, or aircraft in a manner that meets the requirements listed in the Worker Protection Standard (WPS) or agricultural pesticides [40 CFR 170.240 (d) (4-6)], the handler PPE requirements may be reduced or modified as specified in the WPS.

USER SAFETY RECOMMENDATIONS

Users should:

- Wash hands with plenty of soap and water before eating, drinking, chewing gum, using tobacco, or using the toilet.
- Remove clothing/PPE immediately if pesticide gets inside. Then wash thoroughly and put on clean clothing.
- Remove PPE immediately after handling this product. As soon as possible, wash thoroughly and change into clean clothing. Wash the outside of gloves before removing.

ENVIRONMENTAL HAZARDS

Do not apply directly to water, or to areas where surface water is present or to intertidal areas below the mean high water mark. Do not contaminate water when disposing of equipment washwaters. Do not contaminate water used for irrigation or domestic purposes.

SPRAY DRIFT

AVOIDING SPRAY DRIFT AT THE APPLICATION SITE IS THE RESPONSIBILITY OF THE APPLICATOR. The interaction of many equipment-and-weather-related factors determines the potential for spray drift. The applicator is responsible for considering all these factors when making decisions. The following drift management requirements must be followed to avoid off-target drift movement from aerial applications to agricultural field crops. These requirements do not apply to forestry applications, public health uses or to applications using dry formulations.

1. The distance of the outer most nozzles on the boom must not exceed 3/4 the length of the wingspan or rotor.
2. Nozzles must always point backward parallel with the air stream and never be pointed downwards more than 45 degrees.

Where states have more stringent regulations, they should be observed. The applicator should be familiar with and take into account the information covered in the Aerial Drift Reduction Advisory Information, below.

Aerial Drift Reduction Advisory Information

[This section is advisory in nature and does not supersede the mandatory label requirements]

Information on Droplet Size: The most effective way to reduce drift potential is to apply large droplets. The best drift management strategy is to apply the largest droplets that provide sufficient coverage and control. Applying larger droplets reduces drift potential, but will not prevent drift if applications are made improperly, or under unfavorable environmental conditions (See Wind, Temperature, and Humidity, and Temperature Inversions).

Controlling Droplet Size:

- Volume – Use high flow rate nozzles to apply the highest practical spray volume. Nozzles with higher rated flows produce larger droplets.
- Pressure – Do not exceed the nozzle manufacturer's recommended pressures. For many nozzle types lower pressure produces larger droplets. When higher flow rates are needed, use higher flow rate nozzles instead of increasing pressure.
- Number of Nozzles – Use the minimum number of nozzles that provide uniform coverage.
- Nozzle Orientation – Orienting nozzles so that the spray is released parallel to the airstream produces larger droplets than other orientations and is the recommended practice. Significant deflection from horizontal will reduce droplet size and increase drift potential.
- Nozzle Type – Use a nozzle type that is designed for the intended application. With most nozzle types, narrower spray angles produce larger droplets. Consider using low-drift nozzles. Solid stream nozzles oriented straight back produce the largest droplets and the lowest drift.

Boom Length: For some use patterns, reducing the effective boom length to less than 3/4 of the wingspan or rotor length may further reduce drift without reducing swath width.

Application Height: Applications should not be made at a height greater than 10 feet above the top of the largest plants unless a greater height is required for aircraft safety. Making applications at the lowest height that is safe reduces exposure of droplets to evaporation and wind.

Swath Adjustment: When applications are made with a crosswind, the swath will be displaced downwind. Therefore, on the up and downwind edges of the field, the applicator must compensate for this displacement by adjusting the path of the aircraft upwind. Swath adjustment distance should increase with increasing drift potential (higher wind, smaller drops, etc.).

Wind: Drift potential is lowest between wind speeds of 2 - 10 mph. However, many factors, including droplet size and equipment type, determine drift potential at any given speed. Application should be avoided below 2 mph due to variable wind direction and high inversion potential. **NOTE:** Local terrain can influence wind patterns. Every applicator should be familiar with local wind patterns and how they affect spray drift.

Temperature and Humidity: When making applications in low relative humidity, set up equipment to produce larger droplets to compensate for evaporation. Droplet evaporation is most severe when conditions are both hot and dry.

Temperature Inversions: Applications should not occur during a temperature inversion because drift potential is high. Temperature inversions restrict vertical air mixing, which causes small-suspended droplets to remain in a concentrated cloud. This cloud can move in unpredictable directions due to the light variable winds common during inversions. Temperature inversions are characterized by increasing temperatures with altitude and are common on nights with limited cloud cover and light to no wind. They begin to form as the sun sets and often continue into the morning. Their presence can be indicated by ground fog; however, if fog is not present, inversions can also be identified by the movement of smoke from a ground source or an aircraft smoke generator. Smoke that layers and moves laterally in a concentrated cloud (under low wind conditions) indicates an inversion, while smoke that moves upward and rapidly dissipates indicates good vertical air mixing.

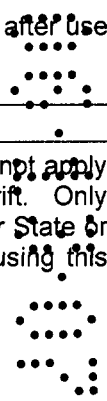
Sensitive Areas: This pesticide should only be applied when the potential for drift to adjacent sensitive areas (e.g., residential areas, bodies of water, known habitat for threatened or endangered species, non-target crops) is minimal (e.g., when wind is blowing away from the sensitive areas).

USE PRECAUTIONS

- Do not apply Ethephon E-AG 6 Plant Growth Regulator through any type of irrigation system.
- Do not allow spray to drift to nearby crops as this product will affect plant growth resulting in injury or reduced yields.
- Do not prepare more spray solution than can be used in one day. Clean out the spray tank after use and do not allow the spray solution to remain in the sprayer overnight.

DIRECTIONS FOR USE

It is a violation of Federal law to use this product in a manner inconsistent with its labeling. Do not apply this product in a way that will contact workers or other persons, either directly or through drift. Only protected handlers may be in the area during application. For any requirements specific to your State or Tribe, consult the agency responsible for pesticide regulation. Read the entire label before using this product.



AGRICULTURAL USE REQUIREMENTS

Use this product only in accordance with its labeling and with the Worker Protection Standard 40 CFR Part 170. This Standard contains requirements for the protection of agricultural workers on farms, forests, nurseries, and greenhouses, and handlers of agricultural pesticides. It contains requirements for training, decontamination, notification, and emergency assistance. It also contains specific instructions and exceptions pertaining to the statements on this label about personal protective equipment (PPE), notification of workers and restricted-entry intervals. The requirements in this box only apply to uses of this product that are covered by the Worker Protection Standard.

Do not enter or allow worker entry into treated areas during the restricted-entry interval (REI) of 48 hours. The REI is 72 hours in areas where average rainfall is less than 25 inches per year.

PPE required for early entry to treated areas that is permitted under the Worker Protection Standard and that involves contact with anything that has been treated, such as plants, soil, or water, is:

- Coveralls over long-sleeved shirt and long pants
- Chemical-resistant gloves made of any waterproof material, such as nitrile, butyl, neoprene, or barrier laminate.
- Chemical-resistant footwear plus socks
- Protective eyewear (goggles, face shield or safety glasses)
- Chemical-resistant headgear for overhead exposure

Notify workers of the application by warning them orally and posting warning signs at entrances to treated areas.

GENERAL INFORMATION

Ethephon E-AG 6 Plant Growth Regulator is a plant growth regulator which penetrates plant tissues and degrades to ethylene which affects the growth process of the plant. Ethephon E-AG 6 Plant Growth Regulator can be applied as foliar applications to cotton to accelerate boll opening and improve defoliation. These features permit harvest to occur sooner and more efficiently, and may increase yields compared to untreated cotton fields. When Ethephon E-AG 6 Plant Growth Regulator is applied as foliar sprays to mature tobacco (flue-cured), the leaves uniformly turn yellow. This feature provides flexibility in scheduling harvest and also reduces curing time.

MIXING DIRECTIONS

Caution: Do not prepare more spray solution than required for one day's use. Do not allow the spray solution to stand overnight. Avoid spilling the concentrated product on any spray equipment or on airplane parts (a nurse tank is recommended to help prevent spills). CLEAN UP SPILLS IMMEDIATELY BY FLUSHING WITH PLENTY OF WATER.

- Fill the spray tank with 1/2 to 3/4 full with of water. Agitate the water and continue agitation though mixing and spraying operations.
- Add Ethephon E-AG 6 Plant Growth Regulator to the tank followed by the remaining amount of water.
- Add any other tank mix partner products. Do not allow the spray solution to sit without agitation longer than 5 to 10 minutes.

EQUIPMENT CLEANING: This product is very acidic and can damage acrylic plastics, certain paints, and metals after prolonged exposure. Therefore, ensure that any exposed acrylic plastic-type materials (e.g., aircraft windshields) are washed thoroughly with soap and water within 1 hour of exposure to the spray droplets. When the application is completed, all metal parts of the aircraft and other spray equipment which were exposed to the spray solution should be washed thoroughly with soap and water.

COTTON

Follow the application instructions in the tables below for use of Ethephon E-AG 6 Plant Growth Regulator on cotton alone or in combination with other products.

RESTRICTIONS



- Do not harvest cotton until 7 days after an application of Ethephon E-AG 6 Plant Growth Regulator.
- Do not apply more than 2.0 lbs. ethephon AI per acre per year.
- Do not apply Ethephon E-AG 6 Plant Growth Regulator if rain is expected within 6 hours as product performance may be reduced.
- Rotation Crop Restrictions: Do not plant back another crop within 30 days after application. If small grains are planted earlier than 1 month after an Ethephon E-AG 6 Plant Growth Regulator application or are planted between the cotton plant rows which were treated with Ethephon E-AG 6 Plant Growth Regulator, these crops can only be used as cover crops. Do not harvest the grain crops for food or feed. Small grain plants grown under these conditions may turn yellow and their growth may be stunted.

WHEN TO HARVEST COTTON

Monitor the treated crop to determine when the optimum number of bolls are open before the cotton is harvested. Lint quality and yield may be reduced if the crop is harvested too late.

Mature bolls are determined by squeezing the boll between thumb and finger: if the boll cannot be dented then it is mature. Other signs of boll maturity include when the boll is too hard to be sliced with a sharp knife, and when the seed coat has changed color to light brown.

APPLICATION OF ETHEPHON E-AG 6 PLANT GROWTH REGULATOR ALONE (Boll Opening Application)

Conditions:	Ethephon E-AG 6 Plant Growth Regulator Pints/A (lb. AI/A)	No. Acres treated by 1 gal of Ethephon E-AG 6 Plant Growth Regulator	Additional Instructions
Hot and dry 80°F or higher	1 1/3 (1.0)	6	Select the type of equipment (ground or air) and spray volumes which will ensure thorough coverage of bolls and foliage.
Dry and 75 to 80°F	2.0 (1.5)	4	Apply Ethephon E-AG 6 Plant Growth Regulator when a sufficient number of unopened bolls have matured to give the desired yield. Bolls will open 7-14 days earlier than without treatment.
Cool but above 65°F or Rank cotton	2 2/3 (2.0)	3	By ground: apply in a minimum spray volume of 10 gal/A By air: apply in a minimum spray volume of 2 gal/A (5 gal/A in AZ and CA) Cotton bolls and plants which are overly rank or not standing will not be thoroughly covered by an Ethephon E-AG 6 Plant Growth Regulator application. It is recommended that an application of a defoliant be made BEFORE an Ethephon E-AG 6 Plant Growth Regulator application to facilitate boll and foliage coverage by Ethephon E-AG 6 Plant Growth Regulator..

TANK MIX APPLICATIONS OF ETHEPHON E-AG 6 PLANT GROWTH REGULATOR

USING ETHEPHON E-AG 6 PLANT GROWTH REGULATOR WITH DEFOLIANTS AND INSECTICIDES: Ethephon E-AG 6 Plant Growth Regulator may be applied as a tank mixture or in sequence with the following products: Def®, Folex®, Dropp®, Dropp® Ultra, Ginstar®, Harvade®, Methyl Parathion®, Guthion®, and Malathion®. Refer to the label of the tank mix partner for use precautions and use rates.

Precautions:

- Use caution when Ethephon E-AG 6 Plant Growth Regulator is applied as a tank mix with defoliant as a slight reduction in boll opening could occur.
- Only apply Ethephon E-AG 6 Plant Growth Regulator as a tank mix with desiccants if plant desiccation is required.
- Do not use a defoliant unless sufficient mature unopened bolls are present to produce the desired yield.
- DO NOT TANK MIX ETHEPHON E-AG 6 PLANT GROWTH REGULATOR WITH DESICCANTS IF COTTON IS TO BE SPINDLE HARVESTED.
- UNDER CERTAIN CONDITIONS, TANK MIXTURES OF ETHEPHON E-AG 6 PLANT GROWTH REGULATOR WITH DESICCANTS CONTAINING SODIUM CHLORATE COULD RESULT IN THE FORMATION OF HYPOCHLOROUS ACIDS WHICH ON HEATING WILL EMIT TOXIC CHLORIDE FUMES.
- DO NOT MIX ETHEPHON E-AG 6 PLANT GROWTH REGULATOR WITH AMMONIUM THIOSULFATE AS THESE MIXTURES MAY RESULT IN FORMATION OF TOXIC FUMES.

	Ethephon E-AG 6 Plant Growth Regulator Plus Folex Defoliant Tank Mix OR Dropp Defoliant Tank Mix		Pre-Conditioner Prior to Defoliant Tank Mix Application	
	Ethephon E-AG 6 Plant Growth Regulator Pints/A (lb. AI/A)	No. Acres treated by 1 gal tank mix	Ethephon E-AG 6 Plant Growth Regulator Pints/A (lb. AI/A)	No. Acres treated by 1 gal tank mix
Conditions:				
Hot and dry 80°F or higher			2/3 (0.5)	12
Cool but above 65°F or Rank cotton	1/3 (0.25)	24	1 1/3 (1.0)	6
High soil moisture or High fertility level or Rank cotton			NR	NR
Additional Instructions	<p>Make application 4-7 days before the Ethephon E-AG 6 Plant Growth Regulator boll-opening application. Defoliant tank mix applications are to be used as a sequential treatment with, not in place of the Ethephon E-AG 6 Plant Growth Regulator boll opening treatment.</p> <p>A full label rate of Folex or Dropp is permitted.</p> <p>By ground: apply in a minimum spray volume of 10 gal/A</p>		<p>Make application 4-7 days before a defoliant tank mix is applied. This application helps defoliate the top of the crop and preserves the bottom of the crop (may lead to earlier harvest).</p> <p>By ground: apply in a minimum spray volume of 10 gal/A</p> <p>By air: apply in a minimum spray volume of 2 gal/A (5 gal/A in AZ and CA)</p>	

	<p>For Ethephon E-AG 6 Plant Growth Regulator Plus Folex: apply by air in a minimum spray volume of 5 gal/A</p> <p>For Ethephon E-AG 6 Plant Growth Regulator Plus Dropp: apply by air in a minimum spray volume of 3 gal/A (5 gal/A in AZ and CA)</p>	
<p>In all tank mix options, select the type of application equipment (air or ground) and spray volumes which will ensure thorough coverage of bolls and foliage.</p> <p>Do not exceed a maximum of 2.0 lbs. AI/A (2 2/3 pints/A) Ethephon E-AG 6 Plant Growth Regulator per year through combined or repeated uses of any ethephon products.</p>		

NR = Not recommended

TOBACCO (Flue-Cured Only)

Follow the application instructions in the tables below for use of Ethephon E-AG 6 Plant Growth Regulator on tobacco.

RESTRICTIONS

- Do not apply Ethephon E-AG 6 Plant Growth Regulator if rain is expected within 6 hours as product performance may be reduced. If a major storm is expected, delay application of Ethephon E-AG 6 Plant Growth Regulator.
- Use only the recommended additives with Ethephon E-AG 6 Plant Growth Regulator which are mentioned on this label.
- Do not plant another crop within 30 days after Ethephon E-AG 6 Plant Growth Regulator application.
- Do not exceed more than of 2 lbs. ethephon AI per acre per year.

WHEN TO HARVEST TOBACCO

Within 24 to 72 hours after the Ethephon E-AG 6 Plant Growth Regulator application, mature, sprayed leaves will begin to turn yellow, but the exact timing is dependent on the weather so that under cooler temperatures, yellowing will be delayed while under warm, sunny conditions, yellowing occurs faster. Monitor weather conditions and intensity of tobacco leaves color to determine timing of harvest. Usually within 48 hours after the Ethephon E-AG 6 Plant Growth Regulator application, the leaves have reached the desired color intensity and can be harvested.

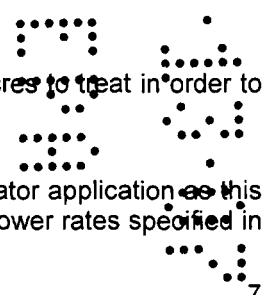
To avoid reduced yields and quality, harvest the tobacco before it over-ripens in the field after an Ethephon E-AG 6 Plant Growth Regulator application.

APPLICATION TIMING

For best results, apply Ethephon E-AG 6 Plant Growth Regulator to mature leaves. Treatment of immature leaves can lead to leaves that are not acceptable in color, quality or dryness. The correct timing for application can be tested by spraying a few plants in several different locations of the field. If the leaves begin to yellow within 24-72 hours, the leaves are mature. If some treated leaves do not change color within 72 hours, do not apply Ethephon E-AG 6 Plant Growth Regulator until another test is carried out to determine if the leaves are mature. To prepare a test spray solution, add 1 tsp. Ethephon E-AG 6 Plant Growth Regulator to 1 qt. water. Apply about 1 oz of the test spray solution as a fine mist and thoroughly cover the leaves. Immature leaves won't change color.

When the desired number of leaves per plant change in the test, the number of acres to treat in order to fill the barn can be calculated.

Remove yellowed leaves before making an Ethephon E-AG 6 Plant Growth Regulator application as this will help yields and prevent leaf drop. Typical growing conditions will required the lower rates specified in



the table below. If the higher rates are used, only apply if temperatures are below 65 degrees F on the day of application.

CURING ETHEPHON E-AG 6 PLANT GROWTH REGULATOR TREATED TOBACCO

A number of factors must be considered when curing treated tobacco. These factors include, but are not limited to tobacco condition, timing between application of Ethephon E-AG 6 Plant Growth Regulator and harvest, weather conditions, and type of curing. Best quality tobacco is obtained when the curing process is closely monitored during late leaf coloring and early leaf drying stages.

Applications of Ethephon E-AG 6 Plant Growth Regulator to tobacco begins the coloring process before harvest, so the amount of time required in the coloring phase and drying phase may be reduced. Harvested green leaves will need to be colored for a few hours. Harvested yellow leaves will require adjustment of temperature and ventilation so the tobacco dries as quickly as possible without scalding. At the point of 75% dried state, the leaves can be treated using normal procedures for curing. However, Ethephon E-AG 6 Plant Growth Regulator-treated leaves cure faster, so cure treated and untreated leaves in separate barns.

Crop Situation	Ethephon E-AG 6 Plant Growth Regulator Pints/A	Additional Instructions
Directed Spray Application	1 1/3	<p>Apply Ethephon E-AG 6 Plant Growth Regulator in a minimum spray volume of 50 gal/A.</p> <p>Apply Ethephon E-AG 6 Plant Growth Regulator with drop nozzles and TG or OC spray tips designed to apply 50-60 gal/A at 35-40 psi and at tractor speed of 2-3 mph. Best results are obtained when thorough sprays are directed to the leaves to be ripened. Adjust the sprayer so that there are 2 nozzles per row placed low enough to direct the spray to the leaves. For this type of application, harvest when 20% or more of the leaves have yellowed.</p>
Over-The-Top Application	1 1/3 – 2 2/3	<p>Apply Ethephon E-AG 6 Plant Growth Regulator in a minimum spray volume of 40 gal/A.</p> <p>Make applications only to the mature leaves left on the stalk. Use the test procedure described in the Application Timing section above to determine if remaining leaves are mature and will respond to applications of Ethephon E-AG 6 Plant Growth Regulator.</p> <p>Apply the lower rate of Ethephon E-AG 6 Plant Growth Regulator for mature crop or if experience indicates that a minimum ripening inducement is required. The higher rate is used for heavy, more rank crops or when temperatures are lower than normal.</p> <p>Apply over-the-top spray as a fine mist using three nozzles (one nozzle tip over the center of the plant, and one on each side) so all leaves are thoroughly covered, similar to the application pattern of systemic sucker control agents. Use a spray pressure of 40 to 60 psi.</p>

STORAGE AND DISPOSAL

Do not contaminate water, food, or feed by storage or disposal.

PESTICIDE STORAGE: Store in a tightly closed container in a cool, dry place. If container is broken or contents have spilled, follow all precautions provided on this label and clean up immediately. Before

cleaning up, put on full-length trousers, long-sleeved shirt, protective gloves, and goggles or face shield. Soak up spill with absorbent media such as sand, earth or other suitable material and dispose of waste at an approved waste disposal facility.

PESTICIDE DISPOSAL: Pesticide wastes are acutely hazardous. Improper disposal of excess pesticide, spray mixture, or rinsate is a violation of Federal law. If these wastes cannot be disposed of by use according to label instructions, contact your State Pesticide or Environmental Control Agency or the Hazardous Waste representative at the nearest EPA Regional Office for guidance.

CONTAINER DISPOSAL: Triple rinse (or equivalent) empty containers. Then offer for recycling or reconditioning, or puncture and dispose of in a sanitary landfill, or by incineration, or, if allowed by state and local authorities, by burning. If burned, stay out of smoke.

CONDITION OF SALE AND LIMITATION OF WARRANTY AND LIABILITY

NOTICE: Read the entire Directions for Use and Conditions of Sale and Limitation of Warranty and Liability before buying or using this product. If the terms are not acceptable, return the product at once, unopened, and the purchase price will be refunded.

The Directions for Use of this product must be followed carefully. It is impossible to eliminate all risks inherently associated with the use of this product. Ineffectiveness or other unintended consequences may result because of such factors as manner of use or application, weather, presence of other materials or other influencing factors in the use of the product, which are beyond the control of Etigra or Seller. All such risks shall be assumed by Buyer and User, and Buyer and User agree to hold Etigra and Seller harmless for any claims relating to such factors.

Etigra warrants that this product conforms to the chemical description on the label and is reasonably fit for the purposes stated in the Directions for Use, subject to the inherent risks referred to above, when used in accordance with the Directions for Use. This warranty does not extend to the use of this product contrary to label instructions, or under conditions not reasonably foreseeable to or beyond the control of Seller or Etigra, and Buyer and User assume the risk of any such use. **TO THE EXTENT CONSISTENT WITH APPLICABLE LAE, ETIGRA MAKES NO WARRANTIES OF MERCHANTABILITY OR OF FITNESS FOR A PARTICULAR PURPOSE NOR ANY OTHER EXPRESS OR IMPLIED WARRANTY EXCEPT AS STATED ABOVE.**

To the extent consistent with applicable law, neither Etigra nor Seller shall be liable for any incidental, consequential or special damages resulting from the use or handling of this product. **TO THE EXTENT CONSISTENT WITH APPLICABLE LAW, THE EXCLUSIVE REMEDY OF THE USER OR BUYER, AND THE EXCLUSIVE LIABILITY OF ETIGRA AND SELLER FOR ANY AND ALL CLAIMS, LOSSES, INJURIES OR DAMAGES (INCLUDING CLAIMS BASED ON BREACH OF WARRANTY, CONTRACT, NEGLIGENCE, TORT, STRICT LIABILITY OR OTHERWISE) RESULTING FROM THE USE OR HANDLING OF THIS PRODUCT, SHALL BE THE RETURN OF THE PURCHASE PRICE OF THE PRODUCT OR, AT THE ELECTION OF ETIGRA OR SELLER, THE REPLACEMENT OF THE PRODUCT.**

Etigra and Seller offer this product, and Buyer and User accept it, subject to the foregoing Conditions of Sale and Limitation of Warranty and Liability, which may not be modified except by written agreement signed by a duly authorized representative of Etigra.

Ethephon E-AG 6 Plant Growth Regulator is not manufactured or distributed by Bayer CropScience, seller of Prep®.

Folex® is a trademark of AMVAC Chemical Corporation.
Def®, Dropp®, Ginstar®, Guthion®, and Prep® are trademarks of Bayer.
Harvade® is a registered trademark of Chemtura USA Corporation.
Malathion® is a trademark of OMS Investments, Inc.
Etigra™ is a trademark of Etigra.

EPA 20070611

