

79676-9

8-18-2004

1/25

Please read instructions on reverse before completing form.

Form Approved, OMB No. 2070-0080, Approval expires 2-28-95



United States
Environmental Protection Agency
Washington, DC 20460

<input type="checkbox"/>	Registration
<input type="checkbox"/>	Amendment
<input checked="" type="checkbox"/>	Other

OPP Identifier Number

Application for Pesticide - Section I

1. Company/Product Number 79676-9	2. EPA Product Manager J. Hebert	3. Proposed Classification <input type="checkbox"/> None <input checked="" type="checkbox"/> Restricted
4. Company/Product (Name) Gro-Pro LLC / Chlorpyrifos Pro 4 Insecticide	PM# A 07	
5. Name and Address of Applicant (Include ZIP Code) Gro-Pro LLC c/o Pyxis Regulatory Consulting, Inc. 11324 17th Ave. Ct. NW Gig Harbor, WA 98332 <input type="checkbox"/> Check if this is a new address	6. Expedited Review. In accordance with FIFRA Section 3(c)(3)(b)(i), my product is similar or identical in composition and labeling to: EPA Reg. No. _____ Product Name _____	

Section - II

<input type="checkbox"/> Amendment - Explain below.	<input type="checkbox"/> Final printed labels in response to Agency letter dated _____	NOTIFICATION AUG 18 2004
<input type="checkbox"/> Resubmission in response to Agency letter dated _____	<input type="checkbox"/> "Me Too" Application.	
<input checked="" type="checkbox"/> Notification - Explain below.	<input type="checkbox"/> Other - Explain below.	

Explanation: Use additional page(s) if necessary. (For section I and Section II.)
Submission of label notification per PR Notice 98-10.

Section - III

1. Material This Product Will Be Packaged In:				2. Type of Container	
Child-Resistant Packaging <input type="checkbox"/> Yes <input type="checkbox"/> No	Unit Packaging <input type="checkbox"/> Yes <input type="checkbox"/> No	Water Soluble Packaging <input type="checkbox"/> Yes <input type="checkbox"/> No		<input type="checkbox"/> Metal	<input type="checkbox"/> Plastic
* Certification must be submitted		If "Yes" Unit Packaging wgt.	No. per container	<input type="checkbox"/> Glass	<input type="checkbox"/> Paper
		If "Yes" Package wgt.	No. per container	<input type="checkbox"/> Other (Specify) _____	
3. Location of Net Contents Information <input type="checkbox"/> Label <input type="checkbox"/> Container		4. Size(s) Retail Container		5. Location of Label Directions <input type="checkbox"/> On Label <input type="checkbox"/> On Labeling accompanying product	
6. Manner in Which Label is Affixed to Product <input type="checkbox"/> Lithograph <input type="checkbox"/> Paper glued <input type="checkbox"/> Stenciled				<input type="checkbox"/> Other _____	

Section - IV

1. Contact Point (Complete items directly below for identification of individual to be contacted, if necessary, to process this application.)		
Name Michael Kellogg	Title Agent	Telephone No. (Include Area Code) 253-853-7369
Certification I certify that the statements I have made on this form and all attachments thereto are true, accurate and complete. I acknowledge that any knowingly false or misleading statement may be punishable by fine or imprisonment or both under applicable law.		6. Date Application Received (Stamped)
2. Signature 	3. Title Agent	
4. Typed Name Michael Kellogg	5. Date 8/10/04	

7/25

Application for Registration (cont'd)

RE: 79676-9


NOTIFICATION

AUG 18 2004

Section II

EXPLANATION:

This notification is consistent with the provisions of PR Notice 98-10 and EPA regulations at 40 CFR 152.46, and no other changes have been made to the labeling or the confidential statement of formula of this product. I understand that it is a violation of 18 U.S.C. Sec. 1001 to willfully make any false statement to EPA. I further understand that if this notification is not consistent with the terms of PR Notice 98-10 and 40 CFR 152.46, this product may be in violation of FIFRA and I may be subject to enforcement action and penalties under sections 12 and 14 of FIFRA.



Michael Kellogg
Agent for Gro-Pro, LLC

8/18/04
Date

RESTRICTED USE PESTICIDE

For retail sale and use by Certified Applicators or persons under their direct supervision and only for those uses covered by the Certified Applicator's Certification.

Chlorpyrifos Pro 4 Insecticide

For control of various pests in the following areas: Commercial Nursery/Commercial Greenhouse (Soil treatment, Dormant Spray of Tree Pests, Pre-Plant Incorporation of Field Grown Nursery Stock); Golf Course Turf, Turf and Ornamentals Around Industrial Buildings; Turf and Ornamentals in Road Medians.

ACTIVE INGREDIENT:

Chlorpyrifos (O,O-diethyl O-(3,5,6-trichloro-2-pyridinyl) phosphorothioate)..... 44.70%

OTHER INGREDIENTS: 55.30%

TOTAL:..... 100.00%

Contains 4 pounds of chlorpyrifos per gallon.

Contains petroleum distillates.

KEEP OUT OF REACH OF CHILDREN

WARNING AVISO

Si usted no entiende la etiqueta, busque a alguien para que se la explique a usted en detalle. (If you do not understand this label, find someone to explain it to you in detail).

FIRST AID	
If swallowed:	<ul style="list-style-type: none"> • Immediately call a poison control center or doctor. • Do not induce vomiting unless told to do so by a poison control center or doctor. • Do not give any liquid to the person. • Do not give anything by mouth to an unconscious person.
If in eyes:	<ul style="list-style-type: none"> • Hold eye open and rinse slowly and gently with water for 15-20 minutes. • Remove contact lenses, if present, after the first 5 minutes, then continue rinsing eye. • Call a poison control center or doctor for treatment advice.
If on skin or clothing:	<ul style="list-style-type: none"> • Take off contaminated clothing. • Rinse skin immediately with plenty of water for 15-20 minutes. • Call a poison control center or doctor for treatment advice.
If inhaled:	<ul style="list-style-type: none"> • Move person to fresh air. • If person is not breathing, call 911 or an ambulance, then give artificial respiration, preferably by mouth-to-mouth, if possible. • Call a poison control center or doctor for further treatment advice.
HOT LINE NUMBER	
Have the product container or label with you when calling a poison control center or doctor, or going for treatment. You may also contact 1-800-424-9300 for emergency medical treatment information.	
NOTE TO PHYSICIAN	
Chlorpyrifos is a cholinesterase inhibitor. Treat symptomatically. Atropine, only by injection, is an antidote. This product is an organophosphorus ester that inhibits cholinesterase. Contains petroleum distillate – vomiting may cause aspiration pneumonia.	

See inside label booklet for additional PRECAUTIONARY STATEMENTS

EPA Reg. No. 79676-9

EPA Est. No.

Manufactured for:
 Gro-Pro, LLC
 2214 Hwy 44 West
 Inverness, FL 34453

Contains the same active ingredient
 as Dursban® by Dow AgroSciences
 LLC

Net Contents:

4/05

**PRECAUTIONARY STATEMENTS
HAZARDS TO HUMANS AND DOMESTIC ANIMALS
WARNING**

May be fatal if swallowed. Harmful if absorbed through skin or inhaled. Wash thoroughly with soap and water after handling. Causes moderate eye irritation. Avoid contact with eyes, skin or clothing. Avoid breathing vapors.

PERSONAL PROTECTIVE EQUIPMENT (PPE)

Some materials that are chemical-resistant to this product are listed below. If you want more options, follow the instructions for category G on an EPA chemical-resistance category selection chart.

Applicators and other handlers must wear:

- Long-sleeved shirt and long pants
- Chemical-resistant gloves such as barrier laminate or viton
- Shoes plus socks
- Protective eyewear (goggles, face shield, or safety glasses with front, brow and temple protection)

Exception: Applicators who submerge containerized or balled/burlapped plants in tanks must wear:

- Long-sleeved shirt and long pants
- Chemical-resistant gloves such as barrier laminate or viton
- Chemical-resistant footwear plus socks
- Chemical-resistant apron
- Protective eyewear (goggles, face shield, or safety glasses with front, brow, and temple protection)

Follow manufacturer's instructions for cleaning/maintaining PPE. If no such instructions for washables exist, use detergent and hot water. Keep and wash PPE separately from other laundry.

Discard clothing and other absorbent materials that have been drenched or heavily contaminated with this product's concentrate. Do not reuse them.

<p>User Safety Recommendations</p> <p>Users should:</p> <ul style="list-style-type: none"> • Wash hands before eating, drinking, chewing gum, using tobacco, or using the toilet. • Remove clothing/PPE immediately if pesticide gets inside. Then wash thoroughly and put on clean clothing. • Remove PPE immediately after handling this product. Wash the outside of gloves before removing. As soon as possible, wash thoroughly and change into clean clothing.
--

ENVIRONMENTAL HAZARDS

This pesticide is extremely toxic to fish, birds, and other wildlife. Do not apply directly to water, or to areas where surface water is present or to intertidal areas below the mean high water mark. Drift and runoff from treated areas may be hazardous to aquatic organisms in adjacent aquatic sites. Cover or incorporate spills. Do not contaminate water by cleaning of equipment or disposal of equipment washwaters.

PHYSICAL AND CHEMICAL HAZARDS

COMBUSTIBLE: Do not use or store near heat or open flame.

DIRECTIONS FOR USE

It is a violation of Federal law to use this product in a manner inconsistent with its labeling. Do not apply this product in a way that will contact workers or other persons, either directly or through drift. Only protected handlers may be in the area during application. For any requirements specific to your State or Tribe, consult the agency responsible for pesticide regulation.

AGRICULTURAL USE REQUIREMENTS

Use this product only in accordance with its labeling and with the Worker Protection Standard, 40 CFR part 170. This standard contains requirements for the protection of agricultural workers on farms, forests, nurseries, and greenhouses, and handlers of agricultural pesticides. It contains requirements for training, decontamination, notification, and emergency assistance. It also contains specific instructions and exceptions pertaining to the statements on this label about personal protective equipment (PPE), notification to workers, and restricted-entry interval. The requirements in this box apply to uses of this product that are covered by the Worker Protection Standard.

Do not enter or allow worker entry into treated areas during the restricted entry interval (REI) of 24 hours.

PPE required for early entry to treated areas (that is permitted under the Worker Protection Standard and that involves contact with anything that has been treated, such as plants, soil, or water), is:

- Coveralls
- Chemical-resistant gloves such as barrier laminate or viton
- Shoes plus socks
- Protective eyewear (goggles, face shield, or safety glasses with front, brow and temple protection)

NON-AGRICULTURAL USE REQUIREMENTS

The requirements in this box apply to uses of this product that are NOT within the scope of the Worker Protection Standard for agricultural pesticides [40 CFR Part 170]. The WPS applies when this product is used to produce agricultural plants on farms, forests, nurseries, or greenhouses.

Keep children, pets and other unprotected persons out of treated area until sprays have dried.

CHEMIGATION PROHIBITION

Do not apply this product through any type of irrigation system.

GENERAL INFORMATION

TURF AND OTHER NONRESIDENTIAL OUTDOOR USES

Chlorpyrifos Pro 4 Insecticide is an emulsifiable concentrate for control of pests located around industrial buildings (turf and ornamentals), road medians (turf and ornamentals), and golf course turf only. Pests controlled by Chlorpyrifos Pro 4 Insecticide are listed in the following tables. Chlorpyrifos Pro 4 Insecticide is compatible with fungicides, insecticides and miticides commonly recommended except for alkaline materials such as Bordeaux mixtures and lime. A small jar compatibility test should always be conducted using proper proportions of chemicals and water to check for physical compatibility prior to tank mixing.

Precautions and Restrictions: Keep out of fish pools and other bodies of water. Do not treat vegetable gardens. Do not allow livestock to graze in treated areas. Do not feed treated grass cuttings (hay) or seed screenings to livestock or use hay for livestock bedding. Do not use Chlorpyrifos Pro 4 Insecticide in poultry houses.

ORNAMENTALS IN NURSERIES, AROUND INDUSTRIAL BUILDINGS AND ROAD MEDIANS

Chlorpyrifos Pro 4 Insecticide may be used to treat evergreens, vines, flowers, shrubs, shade and flowering trees, non-bearing fruit, nut and citrus trees found in nurseries, around industrial buildings and road medians infested with pests listed in the following table. Dilute Chlorpyrifos Pro 4 Insecticide with water according to the directions given in the table and apply using suitable hand- or power-operated spray equipment. Ensure complete and uniform coverage. Uniform coverage is critical for effective insect and mite control. Apply a coarse spray to thoroughly wet both upper and lower leaf surfaces and infested limb and trunk areas. Attempt to penetrate dense foliage but avoid over-spraying to the point of

6/25

excessive runoff. Treat when pests appear and repeat at 7 to 10 day intervals, if needed. For application timing and other specific use information, consult your State Agricultural Experiment Station or Extension Service specialist.

For nurseries, when using spray equipment delivering less than 200 gallons of finished spray per acre, use the rate recommended in the "per acre" column.

Note: Environmental factors have significant effects on phytotoxic expression. Chlorpyrifos Pro 4 Insecticide has been tested on numerous ornamental plants without causing serious phytotoxicity at recommended use rates. Some varieties of azaleas, camellias, poinsettias, rose bushes, or variegated ivy have shown varying degrees of phytotoxicity following treatment with Chlorpyrifos Pro 4 Insecticide. Before treating large numbers of plants (especially those previously listed), treat a small block of plants and observe for 7 to 10 days to determine phytotoxic potential.

Note: The user assumes responsibility for determining if Chlorpyrifos Pro 4 Insecticide is safe to treated plants under commercial growing conditions.

PEST*	Amount of Chlorpyrifos Pro 2 Insecticide in Water to Make		Specific Directions
	Per Acre	100 Gallons	
Adelgids (Cooley) (Eastern spruce galls) (Pine bark) Ants (including foraging fire ants) Aphids (Apple) (Chrysanthemum) (Cottonwood) (Elm leaf) (Peach) (Rose) (Spirea) (Woolly) Armyworms (Fall) (Yellowstriped) Bagworms ¹ Boxelder bugs Cankerworms Carpenter ants ² Catalpa sphinx Chiggers Citrus mealy bugs Cockroaches (American) (Brownbanded) (German) (Oriental) (Smokey brown) Elm spanworms Fall webworms ³ Grasshoppers	1 pt. – 1 qt.	8-16 fl. oz.	¹ Treat when bagworm larvae are small and actively feeding. ² Locate carpenter ant nest, if possible and drench thoroughly. ³ Directly spray into web and immediately adjacent foliage for control of fall webworms. ⁴ For effective control of leafrollers, spray before leaves are tightly rolled. ⁵ Apply spray to maple leafcutter larvae as cases are being formed for effective control. Do not treat sugar maple trees intended for maple syrup production. ⁶ For effective control of spider mites when large numbers of eggs are present, apply a 2 nd spray 3-5 days in the South or 7-10 days in the North after initial treatment to control newly hatched nymphs.

7/25

PEST*	Amount of Chlorpyrifos Pro 2 Insecticide in Water to Make		Specific Directions
	Per Acre	100 Gallons	
Green fruitworms Hornworms Jackpine budworms Juniper webworms Katydid Lace bugs Leafhoppers Leafrollers ⁴ Maple leafcutters ⁵ Mites ⁶ (Clover) (Red spider) (Southern red) (Spruce spider) (Twospotted spider) Oleander caterpillars Orange tortrix Periodical cicada Plant bugs Poplar tentmaker Psyllids Puss caterpillars Rose chafers Sawflies, exposed (Pin oak) (Pine) (Redheaded) Sowbugs Spittlebugs Spring elm caterpillars Springtails Spruce budworms (Eastern) (Western) Tent caterpillars (Eastern) (Forest) (Western) Thornbug Walnut caterpillars Whiteflies Yellownecked caterpillars			
Armyworms (Beet) Beetles (Fuller rose) (Native elm bark) ¹ Browntail moth Cutworms	1 qt.	1 pt.	¹ Make applications in the spring or early summer to reduce twig and branch feeding by bark beetles. ² To kill migrating and invading gypsy moth larvae, treat trunks and foliage.

8/25

PEST*	Amount of Chlorpyrifos Pro 2 Insecticide in Water to Make		Specific Directions
	Per Acre	100 Gallons	
Leafhoppers Mahogany webworms Mealybugs Mimosa webworms Moths (Browntail) (Cypress tip) (Douglas fir tussock) (European pine shoot) (Gypsy) ² (Holly bud) (Nantucket pine tip) (Pandora) (Pitch pine tip) (Subtropical pine tip) (Tussock) Oakworms (California) (Orangestriped) (Redhumped) Redhumped caterpillars Thrips (exposed) Weevils (Blackvine) ³ (Pine production) (Yellow poplar)			³ Blackvine weevils are night feeders. Late afternoon spraying will maximize control.
Foliar feeding Beetles (Blister leaf) (Cottonwood leaf) ¹ (Elm leaf) (Flea) (Fuller rose) (Japanese) (June) (Willow leaf)	1 qt.	1 pt.	¹ Use Chlorpyrifos Pro 4 Insecticide in water to control cottonwood leaf beetle larvae and adults infesting cottonwoods. Make the treatment when field counts indicate damaging beetle populations are developing or present.
Borers ¹ Clearwing moths (Ash) (Dogwood) (Lesser peachtree) (Lilac) (Oak) (Rhododendron) Metallic wood (Bronze birch) (Flathead appletree) (Twolined chestnut) Longhorned beetles (Locust)	1 qt.	1 qt.	¹ For borers, apply Chlorpyrifos Pro 4 Insecticide to the trunks and lower limbs of trees and shrubs when the adults begin to emerge. Consult your State Agricultural Experiment Station or Extension Service specialist for proper time to treat. Apply uniformly as a coarse low-pressure spray. Pheromone traps may aid in detection of adult clearwing moths. ² Apply 1 qt. of Chlorpyrifos Pro 4 Insecticide for cranberry girdler

4/25

PEST*	Amount of Chlorpyrifos Pro 2 Insecticide in Water to Make		Specific Directions
	Per Acre	100 Gallons	
(Red oak) Cranberry girdler larvae ² Leafminers Needleminers (Jeffrey pine) (Lodgepole pine) (Spruce) Scale insects ³ (Cottonycushion) (Cottony maple) (Euonymus) (Fletcher) (Florida wax) (Golden oak) (Hemispherical) (Lecanium) (Magnolia) (Oak kermes) (Oak lacanium) (Oystershell) (Pine needle) (San Jose) (Tea) (White birch) (White peach)			larvae. Direct spray at the base of tree using 50 gallons of water per acre. Irrigate immediately after application for soil penetration of 1-2 inches. Treat after egg laying during the summer. ³ Time applications for control of scale insects when crawlers or first two stages of settled nymphs are present.
Borers (Cottonwood) (Peachtree) ¹	1 qt.	3 qts.**	¹ For peachtree borers, apply Chlorpyrifos Pro 4 Insecticide in water to flowering trees and shrubs of the genus <i>Prunus</i> as a trunk spray before newly-hatched larvae enter the trees. Apply as a coarse, low-pressure spray. Thoroughly wet all bark areas from ground level to scaffold limbs. **When using the 3 qt. per 100 gallon dilution, do not exceed 1 qt. of Chlorpyrifos Pro 4 Insecticide per acre.
Beetles ¹ (Includes Wood Infesting) (Ambrosia) (Anobiidae) (Black turpentine) (Cottonwood leaf) (Elm leaf) (European elm bark) (Flea) (Fuller rose)	1 qt.	2 gals.***	¹ For preventative treatment, apply the spray to the main trunk of trees in the early spring or when threat of attack exists from nearby infested trees. For remedial treatment, apply the spray to the main trunk of infested trees when damage occurs but before adult beetles begin to emerge.

10/25

PEST*	Amount of Chlorpyrifos Pro 2 Insecticide in Water to Make		Specific Directions
	Per Acre	100 Gallons	
(Japanese) (June) (Native elm bark) ² (Southern pine) (Willow leaf)			² To prevent native elm bark beetles from overwintering in uninfested trees, apply Chlorpyrifos Pro 4 Insecticide in water to the bottom 9 ft. of the trunk. Wet the trunk thoroughly but do not spray to runoff. Care should be taken to apply the spray right to the base of the root flare. Application can be made with either a backpack mistblower or a hydraulic pressure sprayer from spring through early fall. ***When using the 2-gallon per 100-gallon dilution, do not exceed 1 qt. of Chlorpyrifos Pro 4 Insecticide per acre.

*Superscripts refer to Specific Directions

ORNAMENTALS IN NURSERIES AND GREENHOUSES (SOIL TREATMENT)

Chlorpyrifos Pro 4 Insecticide may be used to treat containerized, potted, or balled and burlapped nursery stock to control the insects in the soil attached to the roots of these plants. Completely submerge the container with drain holes or root ball stabilized by burlap in a tank containing diluted Chlorpyrifos Pro 4 Insecticide. Do not remove burlap wrap or plastic containers with drain holes prior to submerging. Keep the container or root ball submerged until complete soil saturation has occurred, normally about 30 seconds.

Precautions: During all operations (submerging, drenching, injecting), wear a chemical-resistant apron in addition to other PPE listed for applicators and other handlers. Make applications in a well-ventilated area.

Note: Environmental factors have significant effects on phytotoxic expression. Chlorpyrifos Pro 4 Insecticide has been tested on numerous ornamental plants without causing serious phytotoxicity at recommended use rates. However, because of the numerous varieties grown, treat a small group of plants at the recommended rate under the anticipated growing conditions and observe for at least 7 days to determine phytotoxic potential before treating a larger number of plants.

Note: The professional user assumes responsibility for determining if Chlorpyrifos Pro 4 Insecticide is safe to treated plants under commercial growing conditions.

PEST*	Amount of Chlorpyrifos Pro 2 Insecticide in Water to Make		Specific Directions
	1 Gallon	100 Gallons	
Fire Ants ¹	1/25 fl. oz.	4 fl. oz.	¹ As an alternative to submerging potted plants, dilute 4 oz. of Chlorpyrifos Pro 4 Insecticide in 100 gallons of water. Apply this dilution to the point of runoff twice daily for 3 consecutive days. Do not remove burlap wrap or container from plants prior to treatment.

11/25

PEST*	Amount of Chlorpyrifos Pro 2 Insecticide in Water to Make		Specific Directions
	1 Gallon	100 Gallons	
White Grubs ² Weevils ³ (such as Blackvine)	2/3 fl. oz.	2 qts.**	<p>²An alternative treatment to submerging containerized plants is to drench the container with the diluted insecticide solution applying approximately 10 to 12 fl. oz. of diluted insecticide solution per gallon of container size (4-5 fl. oz./100 cubic inches of container). The container media should be pre-moistened by irrigation or rainfall before drenching. Do not remove container from plants prior to treatment.</p> <p>³An alternate treatment to submerging balled and burlapped plants is to inject Chlorpyrifos Pro 4 Insecticide into the root ball. Equally distribute 1 to 3 quarts of the dilute Chlorpyrifos Pro 4 Insecticide solution per cubic foot of soil volume through an injection rod inserted into the soil ball surrounding the plant roots. Uniform distribution of the insecticide throughout the soil of the root ball is critical for effective control. It is recommended that the injection rod be inserted in at least 4 equally spaced locations around the stem of the plant at a 30-45 degree angle from the plant between the stem and the upper, outer perimeter of the ball. This technique has been shown to be most effective with small root balls (up to 1.5 ft. in diameter). Larger root balls may require more injection points to ensure thorough soil distribution of the insecticide. The injection rod should be coupled to a flow meter to monitor the correct volume applied per root ball using an injection pressure of at least 30 psi. The application should be made such that splash-back and runoff are minimized.</p> <p>**Do not exceed more than 1 quart of Chlorpyrifos Pro 4 Insecticide per acre.</p>
Coffee root mealybug ²	1/6 fl. oz.	1 pint	

*Superscripts refer to Specific Directions.

ORNAMENTAL IN NURSERIES, GREENHOUSES, INDUSTRIAL PLANT SITES AND ROAD MEDIANS (DORMANT SPRAY OF TREE PESTS)

Chlorpyrifos Pro 4 Insecticide may be used as a dormant or delayed dormant spray at the rates indicated to control the listed insects. Chlorpyrifos Pro 4 Insecticide may be used without oil; however, oil is recommended to control additional pests such as the European red mite.

For high volume (dilute) sprays (200 to 600 gallons of spray mixture per acre), tank mix the specified dosage with 1 to 2 gallons of a petroleum spray oil recommended for dormant use in 100 gallons of water. Spray the entire tree to runoff using suitable ground spray equipment.

12/95

For low volume (concentrate) sprays (less than 200 gallons of spray mixture per acre), use the same amount of Chlorpyrifos Pro 4 Insecticide as for a dilute spray and apply in a manner that will ensure thorough coverage of the trees. Use oil as recommended by your State Agricultural Experiment Station or Extension Service specialist.

Precautions: Do not apply until rain or irrigation have replenished soil moisture such that bark and twigs are not desiccated since cold dry conditions may cause Chlorpyrifos Pro 4 Insecticide plus oil to infuse trees resulting in bud damage or drop.

For nurseries: Do not use more than 2 pints of Chlorpyrifos Pro 4 Insecticide per acre.

Restrictions: Make only one application during the dormant season except for the control of the apple ermine moth. Do not allow meat or dairy animals to graze in treated areas.

PEST	Amount of Chlorpyrifos Pro 4 Insecticide in Water to Make			Specific Directions
	1 Gallon	3 Gallons	100 Gallons	
Aphids (Mealy plum) (Rosy apple) (Woolly apple) Borers (Peach twig) Cutworms (Climbing) Leafrollers (Pandemis) Pear psylla adults Plant bugs Scale (San Jose)	1/12-1/6 fl. oz.	¼-1/2 fl. oz.	½-1 pt.	Tank mix with 1-2 gallons of a petroleum spray oil recommended for dormant use in 100 gallons of water.
Apple ermine moth	1/12 fl. oz.	¼ fl. oz.	½ pt.	For control on <i>Malus</i> species, make 2 applications at a 7-14 day interval in combination with a petroleum spray oil at the rate of 2-4% (v/v) in a spray to wet application to ensure thorough coverage of all stems and branches. When using tank mixtures, follow all label directions for the mixing partner (oil). Use appropriate application equipment and spray volumes to ensure complete coverage of the plant(s) or control will be compromised.

**ORNAMENTALS IN NURSERIES AND GREENHOUSES (PREPLANT INCORPORATION
TREATMENT OF FIELD GROWN NURSERY STOCK)**

White Grubs and White Fringed Beetles:

To control white grubs and white fringed beetles during transplant or seedling establishment, apply Chlorpyrifos Pro 4 Insecticide to soil and incorporate before transplanting or planting. Apply to the soil surface as a broadcast spray at a rate of 1 quart per acre using sufficient water to obtain adequate

B/25

coverage. Do not make aerial applications. On the same day of treatment, incorporate the insecticide into the top 2 to 4 inches of the soil using a tandem disc, field cultivator or equivalent incorporation equipment capable of thorough soil mixing.

Precaution: Environmental factors and varietal variation can significantly affect the potential for phytotoxicity from pesticide use. Chlorpyrifos Pro 4 Insecticide has been evaluated at the above indicated rate on loblolly pine without phytotoxic effects. Prior to making large-scale applications, growers should prepare and observe a small test plot as above in order to determine the potential phytotoxicity in species or varieties other than loblolly pine. Use the following procedure: (1) Treat a small test block as above; (2) Seed or transplant the test species or variety and observe for symptoms of phytotoxicity for a minimum of 14 days following emergence or transplanting.

Note: The professional user assumes responsibility for determining if Chlorpyrifos Pro 4 Insecticide is safe to treated plants under commercial growing conditions.

Garden Symphylans:

Apply Chlorpyrifos Pro 4 Insecticide as a preplant incorporated treatment to suppress garden symphylans on land to be planted to field grown ornamentals. Apply as a broadcast application to the soil surface at the maximum rate of 1 quart per acre in at least 10 gallons of water per acre. On the same day of treatment, incorporate the insecticide to a depth of up to 8 inches using a disc, rotovator or other suitable equipment. Use the higher rate range for longer residual control or where deeper incorporation is necessary.

Precaution: Environmental factors significantly affect phytotoxicity. Chlorpyrifos Pro 4 Insecticide has been tested on numerous ornamental plants without causing serious phytotoxicity. However, because of the numerous varieties grown, treat a small group of plants at the recommended rate under the anticipated growing conditions and observe for phytotoxic symptoms for at least 7 days, before a large number of plants are treated. Do not blend Chlorpyrifos Pro 4 Insecticide with dry bulk fertilizer materials.

Note: The professional user assumes responsibility for determining if Chlorpyrifos Pro 4 Insecticide is safe to treated plants under commercial growing conditions.

TREE PESTS IN NURSERIES AND GREENHOUSES

Chlorpyrifos Pro 4 Insecticide may be used to treat shade and flowering trees, and evergreens infested with pests listed in the following table. Dilute Chlorpyrifos Pro 4 Insecticide with water according to the directions given in the table and apply using suitable hand- or power-operated spray equipment in a manner to provide complete and uniform coverage. Apply a coarse spray to thoroughly wet both the upper and lower leaf surfaces and to infested limb and trunk areas. Attempt to penetrate dense foliage, but avoid overspraying to the point of excessive runoff. Treat when pests appear and repeat application at 7 to 10 day intervals, if needed. Consult your State Agricultural Experiment Station or Extension Service specialist for application timing and other specific use information applicable to your area.

PEST*	Amount of Chlorpyrifos Pro 4 Insecticide in Water to Make			Specific Directions
	1 Gallon	3 Gallons	100 Gallons	
Adelgids (Cooley) (Eastern spruce gall) (Pine bark) Aphids (Apple) (Chrysanthemum) (Cottonwood) (Elm leaf) (Peach)	1/12 fl. oz.	¼ fl. oz.	8 fl. oz.	¹ Treat when bagworm larvae are small and actively feeding. ² For effective control of fall webworms, direct spray into web and immediately surrounding foliage. ³ For control of leafrollers, apply spray before leaves are tightly

14/25

PEST*	Amount of Chlorpyrifos Pro 4 Insecticide in Water to Make			Specific Directions
	1 Gallon	3 Gallons	100 Gallons	
(Rose) (Spirea) (Woolly) Bagworms ¹ Boxelder bugs Cankerworms Catalpa sphinx Citrus mealybugs Elm spanworms Fall webworms ² Greenstriped mapleworms Jackpine budworms Juniper webworms Katydids Lace bugs Leafhoppers Leafrollers ³ Maple leafcutters ⁴ Mites ⁵ (Clover) (Red spider) (Southern red) Oak skeletonizers Poplar tentmakers Puss caterpillars Sawflies, exposed (Pin oak) (Pine) Spring elm caterpillars Spruce budworms Tent caterpillars (Eastern) (Forest) (Western) Walnut caterpillars Western spruce budworms Yellownecked caterpillars				rolled. ⁴ Apply spray to maple leafcutter larvae as cases are being formed. Do not treat sugar maple trees intended for maple syrup production. ⁵ For effective control of spider mites, when large numbers of eggs are present, apply a second spray 3-5 days after the initial treatment in the South and 7-10 days in the North to control newly hatched nymphs.
Beetles (Fuller rose) (Native elm bark) ¹ Leafhoppers Mahogany webworms Mealybugs Mimosa webworms Moths (Browntail) (Cypress tip)	1/6 fl. oz.	1/2 fl. oz.	1 pt.	¹ To reduce foliar feeding on twigs and branches by beetles, apply in the spring or early summer. ² To kill migrating and invading gypsy moth larvae, treat trunk and foliage. ³ Blackvine weevils are night feeders. Late afternoon spraying

15/25

PEST*	Amount of Chlorpyrifos Pro 4 Insecticide in Water to Make			Specific Directions
	1 Gallon	3 Gallons	100 Gallons	
(Douglas fir tussock) (European pine shoot) (Gypsy) ² (Holly bud) (Nantucket pine tip) (Pandora) (Pitch pine tip) (Subtropical pine tip) (Tussock) Oakworms (California) (Orangestriped) (Redhumped) Redhumped caterpillars Thrips (exposed) Weevils (Blackvine) ³ (Pine reproduction) (Yellow poplar)				will maximize control.
Beetles (Cottonwood leaf) ¹ (Elm leaf) (Flea) (Willow leaf)	1/6-1/3 fl. oz.	1/2-1 fl. oz.	1 pt.-1 qt.	¹ For cottonwood leaf beetles, use Chlorpyrifos Pro 4 Insecticide in water to control larvae and adults infesting cottonwoods. Apply when field counts indicate damaging beetle populations are developing or are present. For seedlings, use 8-20 gallons of spray volume per acre.
Borers ¹ Clearwing moths (Ash) (Dogwood) (Lesser peachtree) (Lilac) (Oak) (Rhododendron) Metallic wood (Bronze birch) (Flatheaded appletree) (Twolined chestnut) Longhorned beetles (Locust) (Red oak) Cranberry girdler larvae ² Leafminers Needleminers (Jeffrey pine) (Lodgepole pine) (Spruce)				¹ For borers, apply Chlorpyrifos Pro 4 Insecticide to the trunks and lower limbs of trees and shrubs when the adults begin to emerge. Consult your State Agricultural Experiment Station or Extension Service specialist for proper time to treat in your area. Apply uniformly as a coarse low-pressure spray. Pheromone traps may aid in detection of adult clearwing moths. ² Apply 1 quart of Chlorpyrifos Pro 4 Insecticide per acre to cranberry girdler larvae infesting Douglas fir seedlings. Direct spray at the lower crown and stems using 50 gals. of water per acre. Irrigate immediately after application for soil penetration of 1-2 inches.

16/25

PEST*	Amount of Chlorpyrifos Pro 4 Insecticide in Water to Make			Specific Directions
	1 Gallon	3 Gallons	100 Gallons	
Scale insects ³ (Cottonycushion) (Cottony maple) (Euonymus) (Fletcher) (Florida wax) (Golden oak) (Hemispherical) (Lecanium) (Magnolia) (Oak kermes) (Oystershell) (Pine needle) (San Jose) (Tea) (White birch)				Treat after egg laying during the summer. ³ Time applications for control of scale insects when crawlers or first two stages of settled nymphs are present.
Northern pine weevil Pales weevil	1 fl. oz.	3 fl. oz.	3 qts.**	Apply as a cut stump spray or drench in winter or early spring. **Do not exceed 1 quart of Chlorpyrifos Pro 4 Insecticide per acre.
Borers (Cottonwood) (Peachtree) ¹	1 fl. oz.	3 fl. oz.	3 qts.**	¹ For peachtree borers, apply Chlorpyrifos Pro 4 Insecticide in water to flowering trees and shrubs of the genus <i>Prunus</i> as a trunk spray before newly hatched larvae enter the trees. Apply as a coarse low-pressure spray. Thoroughly wet all bark areas from ground level to scaffold limbs. **Do not exceed more than 1 quart of Chlorpyrifos Pro 4 Insecticide per acre.
Beetles ¹ (Cottonwood leaf) (Elm leaf) (Flea) (Fuller rose) (Native elm bark) ² (Willow leaf)	1 1/3 fl. oz.	4 fl. oz.	1 gal.**	¹ For preventative treatment, apply spray to the main trunk of trees in the early spring or when threat of attack exists from nearby infested trees. For remedial treatment, apply the spray to the main trunk of infested trees or logs when damage occurs but before adult beetles begin to emerge. ² To prevent native elm bark beetles from overwintering in uninfested trees, apply a dilution of 1 gallon per 100 gals. of water

PEST*	Amount of Chlorpyrifos Pro 4 Insecticide in Water to Make			Specific Directions
	1 Gallon	3 Gallons	100 Gallons	
				<p>(1 1/3 fl. oz. per gallon) as a spray to the bottom 9 ft. of the trunk. Wet the trunk thoroughly but do not spray to runoff. Care should be taken to apply the spray to the base of the root flare.</p> <p>Applications can be made from spring to early fall. To reduce twig and branch feeding on trees deemed to be of high value, apply as a spray to the tree crown using a dilution of 1 gallon per 100 gals. of water (1 1/3 fl. oz. per gallon). Applications should be made in the spring or early summer using a sprayer that will give thorough coverage to the tree crown.</p> <p>**Do not exceed more than 1 quart of Chlorpyrifos Pro 4 Insecticide per acre.</p>
Weevils (Such as Northern pine, Pitch eating, Twig)	5 1/3 fl. oz.	16 fl. oz.	4 gals.**	<p>Treat pine seedlings immediately after transplanting. Treat each seedling with enough spray to thoroughly wet the foliage and stem to the point of runoff. For nurseries, do not use more than 6 gals. of spray dilution per acre.</p> <p>**Do not use more than 1 quart of Chlorpyrifos Pro 4 Insecticide per acre.</p>

*Superscripts refer to Specific Directions

TURF, INDUSTRIAL PLANT, AND ROAD MEDIAN OUTDOOR USES

Apply Chlorpyrifos Pro 4 Insecticide to control the pests listed in the following table at the recommended dosages and in accordance with the directions given below or as recommended by your local Agricultural Extension Service specialist. Dilute Chlorpyrifos Pro 4 Insecticide in water and apply as a coarse, low-pressure spray using suitable application equipment. Except as noted, thoroughly water immediately after treatment to wash the insecticide into the turf. The area to be treated should be moist at the time of treatment. Spray when pests first appear, retreat when needed.

18/25

PEST*	Amount of Chlorpyrifos Pro 4 Insecticide per		Specific Directions
	1,000 sq. ft.	Acre	
Ticks ¹ (American dog) (Cattle fever) (Gulf coast) (Lone star)	¼ fl. oz.	1 ½ pts.	¹ For control of ticks, treat soil and other areas likely to serve as harborage sites for ticks that have removed themselves from their host. Spray surfaces to be treated until wet but do not create excessive runoff. Note: This application is intended as a premise spray only. Do not use as a direct spray on livestock or any sites that may come in contact with livestock.
Ants (including foraging fire ants) Armyworms (Beet) (Fall) (Yellowstriped) Centipedes Chiggers ¹ Chinch bugs Clover mites Cutworms Crickets Deer ticks ² Earwigs Fiery skipper Fire ants (mounds) ³ Fleas Gnats Grasshoppers Greenbug aphids June beetles Leafhoppers Lucerne moths Millipedes Mites (Clover) (Bermudagrass stunt) (Formula grass) (Winter grain) Mosquitoes ⁴ Pillbugs Sod webworms ⁵ (Lawn moths) Sowbugs Ticks ¹	¾ fl. oz.	1 qt.	¹ Apply Chlorpyrifos Pro 4 Insecticide for area control of ticks and chiggers infesting golf course turf, turf in road medians and industrial plant sites where these pests are present and create a nuisance or a possible public health problem. Do not allow public use of treated areas during application or until spray has dried. Apply Chlorpyrifos Pro 4 Insecticide in water at the rate of ½ pint/acre (equivalent to 1/6 fl. oz. per 1,000 sq. ft.) using a hydraulic sprayer, mist applicator, knap sack sprayer, or other suitable hand- or power-operated spray equipment. Treat low underbrush, grassy areas, weeds, and ground surface and debris using enough spray volume to obtain thorough coverage, usually 40-100 gals./acre. ² Apply Chlorpyrifos Pro 4 Insecticide in water at the rate of 1 quart per acre or ¾ fl. oz. per 1,000 sq. ft. for control of deer ticks. Treat low underbrush, turf, grassy areas, weeds, and ground surface and debris, using enough spray volume to obtain thorough coverage. ³ For individual fire ant mounds, apply Chlorpyrifos Pro 4 Insecticide as a drench, diluted at the rate of 1 fl. oz. per 4 gals. of water. Gently sprinkle a total of 1 gallon of the diluted emulsion over the surface of each mound using a gentle spray (such as a sprinkler can). Thoroughly wet mound and surrounding areas to a 4 ft. diameter (12 sq. ft.). Apply in cool weather (65°F-80°F), or in early morning or late evening hours. Treat new mounds as they appear. Pressurized spray may disturb the ants and cause migration, reducing product effectiveness. ⁴ Mosquitoes coming to rest on areas treated for control of turf pests will be killed for varying periods of time after treatment, depending on exposure of treated areas to weathering conditions.

19/25

PEST*	Amount of Chlorpyrifos Pro 4 Insecticide per		Specific Directions
	1,000 sq. ft.	Acre	
			⁵ For sod webworms, watering or mowing of the treated area should be delayed for 24 hours after treatment.
European crane fly	1 fl. oz.	1 qt.	
Turfgrass weevil (<i>Hyperodes</i>) ¹	1 ½ fl. oz.	1 qt.	¹ Make application to problem areas in mid-April and again in mid-May or as recommended by your local Agricultural Extension Service specialist.
White grubs ¹ (Black turfgrass ataenius) (European chafer) (Japanese beetle larvae) (Southern and Northern masked chafer)	1 ½-3 fl. oz.	1 qt.	¹ Spray when white grubs are young and actively feeding near the soil surface, usually during late July and August or as recommended by your local Agricultural Extension Service specialist. Immediately after spraying, irrigate the treated area with ½ to 1 inch of water to wash the insecticide deep into the thatch or into the underlying soil.
Billbug adults, such as: (Bluegrass) (Denver) (Hunting)	¾-3 fl. oz.	1 qt.	Spray early in the season when adult billbugs first appear.
Mole Crickets	1 ½ fl. oz.	1 qt.	For mole crickets in golf course turf, turf in road medians, and industrial plant site turfgrass, apply through high-pressure injection or other suitable subsurface placement application equipment. Depending on the application equipment used, follow the manufacturer's recommendation for calibration and the volume of spray per acre needed to provide control or as recommended by your local Agricultural Extension Service specialist. Apply when young nymphs are active.
Imported Fire Ants in commercial sod		1 qt.	Apply Chlorpyrifos Pro 4 Insecticide as a spray to the area of sod to be cut. Immediately after application, irrigate treated area with at least ½ acre-inch of water or a sufficient volume to thoroughly soak below the cut line. Do not apply a volume or rate of water to cause runoff. Sod can be cut when vegetation has dried and when soil is moist, but not wet.

*Superscripts refer to Specific Directions.

OUTSIDE SURFACES AND AROUND INDUSTRIAL PLANT SITES (SUCH AS AROUND WAREHOUSES, FOOD PROCESSING AND FOOD MANUFACTURING SITES)

Chlorpyrifos Pro 4 Insecticide may be applied as a residual spray to and around outside surfaces of nonresidential buildings and structures. Permitted areas of use include, but are not limited to: fences, pre-construction foundations, refuse dumps, outside of walls, and other areas where pests congregate or have been seen. Do not allow adults, children or pets to contact treated surfaces until sprays have dried. Keep out of fish pools and other bodies of water. Do not feed treated grass cuttings (hay) or seed screenings to livestock, or use treated hay for livestock bedding. Do not treat vegetable gardens. Repeat treatment as needed to maintain effectiveness. Unless prohibited by a product's label, users, at their own discretion can tank mix pesticides currently labeled for similar use patterns. Always perform a small jar

20/25

compatibility test using proper proportions to check for physical compatibility prior to tank mixing. Do not tank mix this product with products containing dichlorvos (DDVP).

PEST*	Amount of Chlorpyrifos Pro 4 Insecticide in Water to Make			Specific Directions
	1 Gallon	10 Gallons	50 Gallons	
	For Band Treatment ¹			
Ants Bees Beetles Boxelder bugs (or other true bugs) Carpenter ants Centipedes Clover mites Cockroaches (American) (Asian) (Brownbanded) (German) (Oriental) (Smokey brown) Crickets Earwigs Elf leaf beetles (adults) Firebrats Fleas Flies Hornets Millipedes Mosquitoes Pillbugs Scorpions ² Silverfish Sowbugs Spiders Springtails Ticks Wasps Yellowjackets	¼ tsp.	¾ fl. oz.	4 fl. oz.	¹ To help prevent infestation of non-residential buildings, treat a band of soil 6-10 ft. wide around and adjacent to buildings including the building foundation to a height of 2-3 ft. where pests are active and may find entrance. Use 4 fl. oz. of Chlorpyrifos Pro 4 Insecticide per 50 gals. of water and apply as a coarse spray at the rate of about 10 gals. of spray mixture per 1,000 sq. ft. to thoroughly and uniformly wet the band area. ² For scorpions, treat or remove accumulations of lumber, firewood, and other materials that serve as insect harborage sites. Make a thorough perimeter treatment around the structure using directions for band treatment above.
	For Outside Surfaces			** Do not exceed 1 quart of Chlorpyrifos Pro 4 Insecticide per acre.
	1 1/3 fl. oz.	13 1/3 fl. oz.	2 qts.**	

*Superscripts refer to Specific Directions.

ANTS, TERMITES AND MISCELLANEOUS PESTS

PEST*	Amount of Chlorpyrifos Pro 4 Insecticide in Water to Make			Specific Directions
	1 Gallon	3 Gallons	100 Gallons	
Ants Cockroaches (American)	1/6 fl. oz.	½ fl. oz.	1 pt.	¹ For fire ant mound treatment, apply as a drench. Dilute 1 fl. oz. per 4 gallons of water. Gently

21/25

PEST*	Amount of Chlorpyrifos Pro 4 Insecticide in Water to Make			Specific Directions
	1 Gallon	3 Gallons	100 Gallons	
(Asian) (Brownbanded) (German) (Oriental) (Smokey brown) (Wood) Fire ants (foraging workers) Fire ants (mounds) ¹ Sowbugs Springtails				sprinkle 1-2 gallons of the diluted insecticide over the surface of each mound and surrounding areas to a 2-foot diameter. Apply in cool weather (65°F-80°F), or in early morning or late evening hours. Treat new mounds as they appear. Pressurized sprays may disturb the ants and cause migration, reducing product effectiveness.
Carpenter ants ² Termites	2 2/3 fl. oz.	8 fl. oz.	2 gals.**	² Locate carpenter ant nests and drench thoroughly. **Do not exceed 1 quart of Chlorpyrifos Pro 4 Insecticide per acre.

*Superscripts refer to Specific Directions.

GENERAL CONTROL OF WOOD-INFESTING INSECTS

Mix Chlorpyrifos Pro 4 Insecticide with water and apply as a general surface or localized injection treatment with pressurized sprayers or other equipment suitable for applying insecticides to localized areas. Avoid contact with treated surfaces until spray has dried. Cover or remove exposed foods before treatment. Do not apply where electrical short circuits could occur. Permitted areas of use include, but are not limited to: wood surfaces, voids and channels in damaged wood, junctions between wood and foundation, gaps between wooden members. Not for use in wood treatment in residential areas.

Mixing Directions: To make a 0.5% water based spray, mix 1 1/3 fl. oz. of Chlorpyrifos Pro 4 Insecticide per each gallon of spray mixture. A stable emulsion can be formed by first adding approximately one-half of the required amount of water to a spray tank followed by adding the proper amount of Chlorpyrifos Pro 4 Insecticide, then the remaining water. Close the tank and shake vigorously for 5 to 10 minutes.

Tank Mixing: Unless prohibited by a product's label, users, at their own discretion can tank mix pesticides currently labeled for similar use patterns. Always perform a small jar compatibility test using proper proportions to check for physical compatibility prior to tank mixing. Do not tank mix this product with products containing dichlorvos (DDVP).

Application Methods: This product may be applied either by brushing onto targeted surfaces or as a coarse spray. Equipment capable of delivering a coarse, low-pressure (about 25 psi) spray is recommended for treatment of large or overhead areas. Use sufficient amount of spray dilution to cover the area to the point of wetness but avoid spraying to the point of runoff.

PEST*	Specific Directions
Beetles ¹ (Anobiidae) (Bostrichidae) (Cerambycidae) (Lyctidae) Carpenter ants ² (and other wood infesting ants) Carpenter bees Termites ³	¹ Beetles may be controlled by applying spray mixture to infested areas, or areas where infestations are likely to occur. These areas include, but are not limited to wood surfaces, voids and channels in damaged wood, in spaces between wooden members of a structure, and junctions between wood and foundations. Use the following guidelines to determine appropriate rates of

	<p>application: New wood (typically less than 10 years of age), apply at about 1 gallon of dilution per 150 sq. ft. Old wood (typically greater than 10 years of age), apply at about 1 gallon of dilution per 100 sq. ft.</p> <p>²Control wood-infesting ants by applying spray mixture around doors and windows, cracks or crevices, or other areas where ants may enter, crawl, or hide. Primary colonies are typically found outside through an exterior inspection. Correction of sanitation and structural deficiencies or landscape modifications may be necessary for effective control.</p> <p>³Termites can be treated by applying spray mixture to infested areas, or areas where infestation are likely to occur. This includes, but is not limited to wood surfaces, voids and channels in damaged wood, in spaces between wooden members of a structure, and junctions between wood and foundations. This treatment is intended to kill localized infestations of workers and winged reproductive forms of termites and to prevent infestations for a temporary period. This application is not intended as a substitute for soil treatment.</p>
--	--

*Superscripts refer to Specific Directions.

STORAGE AND DISPOSAL

Do not contaminate water, food, or feed by storage or disposal.

PESTICIDE STORAGE: Store in original container in a secured dry storage area.

PESTICIDE DISPOSAL: Pesticide wastes are toxic. Improper disposal of excess pesticide, spray mixture, or rinsate is a violation of Federal Law. If these wastes cannot be disposed of by use according to label instructions, contact your State Pesticide or Environmental Control Agency, or the Hazardous Waste representative at the nearest EPA Regional Office for guidance.

CONTAINER DISPOSAL: Triple rinse (or equivalent). Then offer for recycling or reconditioning, or puncture and dispose of in a sanitary landfill, or incineration, or, if allowed by state and local authorities, by burning. If burned, stay out of smoke.

CONDITION OF SALE AND LIMITATION OF WARRANTY AND LIABILITY

NOTICE: Read the entire Directions for Use and Conditions of Sale and Limitation of Warranty and Liability before buying or using this product. If the terms are not acceptable, return the product at once, unopened, and the purchase price will be refunded.

The Directions for Use of this product should be followed carefully. It is impossible to eliminate all risks inherently associated with the use of this product. Ineffectiveness or other unintended consequences may result because of such factors as manner of use or application, weather, presence of other materials or other influencing factors in the use of the product, which are beyond the control of Gro-Pro LLC or

23/25

Seller. All such risks shall be assumed by Buyer and User, and Buyer and User agree to hold Gro-Pro LLC and Seller harmless for any claims relating to such factors.

Gro-Pro LLC warrants that this product conforms to the chemical description on the label and is reasonably fit for the purposes stated in the Directions for Use, subject to the inherent risks referred to above, when used in accordance with directions under normal use conditions. This warranty does not extend to the use of this product contrary to label instructions, or under abnormal conditions or under conditions not reasonably foreseeable to or beyond the control of Seller or Gro-Pro LLC, and Buyer and User assume the risk of any such use. GRO-PRO LLC MAKES NO WARRANTIES OF MERCHANTABILITY OR OF FITNESS FOR A PARTICULAR PURPOSE NOR ANY OTHER EXPRESS OR IMPLIED WARRANTY EXCEPT AS STATED ABOVE.

In no event shall Gro-Pro LLC or Seller be liable for any incidental, consequential or special damages resulting from the use or handling of this product. **THE EXCLUSIVE REMEDY OF THE USER OR BUYER, AND THE EXCLUSIVE LIABILITY OF GRO-PRO LLC AND SELLER FOR ANY AND ALL CLAIMS, LOSSES, INJURIES OR DAMAGES (INCLUDING CLAIMS BASED ON BREACH OF WARRANTY, CONTRACT, NEGLIGENCE, TORT, STRICT LIABILITY OR OTHERWISE) RESULTING FROM THE USE OR HANDLING OF THIS PRODUCT, SHALL BE THE RETURN OF THE PURCHASE PRICE OF THE PRODUCT OR, AT THE ELECTION OF GRO-PRO LLC OR SELLER, THE REPLACEMENT OF THE PRODUCT.**

Gro-Pro LLC and Seller offer this product, and Buyer and User accept it, subject to the foregoing Conditions of Sale and Limitation of Warranty and Liability, which may not be modified except by written agreement signed by a duly authorized representative of Gro-Pro LLC.

Dursban® is a registered trademark of Dow AgroSciences LLC.

March 2, 2004

To Whom It May Concern:

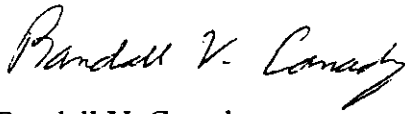
RE: Letter of Authorization

Dear Sir or Madam:

Please let this letter serve to confirm that Pyxis Regulatory Consulting, Inc. is authorized to act as agents for Gro-Pro, LLC (EPA Company Number 79676), before the U.S. Environmental Protection Agency and state governmental agencies in all matters regarding our pesticide registrations pursuant to the Federal Insecticide, Fungicide and Rodenticide Act ("FIFRA"), 7 U.S.C. § 136 et seq. and state law.



If you have any questions, please do not hesitate to contact me.

Sincerely,




Randall V. Canady
Vice President, Marketing and Business Development

cc: Pyxis Regulatory Consulting, Inc.



NOTARIZED ON THE 3RD DAY
OF MARCH, 2004

EXPIRES 10/16/07



ENCLOSURE

cc: Randall Canady; Gro-Pro LLC

25/25

PYXIS REGULATORY CONSULTING, INC.

11324 1st Ave. Ct. NW
Gig Harbor, WA 98332

Phone: 253-853-7369
Fax: 253-853-5516
Email: www.PyxisRC.com

August 10, 2004

COURIER DELIVERY

John Hebert (PM 4)
Documents Processing Desk (NOTIF)
Office of Pesticide Programs
U.S. Environmental Protection Agency
1801 Bell Street
Arlington, VA 22202

RE: Gro-Pro, LLC – Chlorpyrifos Pro 4 Insecticide (EPA Reg. No. 79676-9)
Submission of Label Notification per PR Notice 98-10

Dear Mr. Hebert,

On behalf of Gro-Pro, LLC please find the enclosed label notification for Chlorpyrifos Pro 4 Insecticide (EPA Reg. No. 79676-9). Changes made to the enclosed labeling include:


- Front Panel – Added the phrase “Contains the same active ingredient as Dursban® by Dow AgroSciences LLC”.
- Last Page – Added applicable trademark reference.

In support of this notification, we submit the following documents:

1. Completed Application for Registration (EPA Form 8570-1)
2. One copy of the Chlorpyrifos Pro 4 Insecticide label with changes tracked [Editor’s note: Added text is underlined]
3. One copy of the Chlorpyrifos Pro 4 Insecticide label with changes incorporated
4. Letter of Authorization

Please do not hesitate to contact me if you have any questions or need any additional information.

Regards,



Michael Kellogg

Enclosures

cc: Randall Canady; Gro-Pro LLC