

79604-2

8-16-2004

1/62



United States
Environmental Protection Agency
Washington, DC 20460

<input type="checkbox"/>	Registration
<input type="checkbox"/>	Amendment
<input checked="" type="checkbox"/>	Other

OPP Identifier Number

Application for Pesticide - Section I

1. Company/Product Number 79604-2	2. EPA Product Manager J. Tompkins	3. Proposed Classification <input checked="" type="checkbox"/> None <input type="checkbox"/> Restricted
4. Company/Product (Name) AgValue-Metri, LLC / METRI DF	PM# 25	
5. Name and Address of Applicant (Include ZIP Code) AgValue-Metri, LLC c/o Pyxis Regulatory Consulting, Inc. 11324 17th Ave. Ct. NW Gig Harbor, WA 98332 <input type="checkbox"/> Check if this is a new address	6. Expedited Review. In accordance with FIFRA Section 3(c)(3) (b)(i), my product is similar or identical in composition and labeling to: EPA Reg. No. _____ Product Name _____	

Section - II

<input type="checkbox"/> Amendment - Explain below.	<input type="checkbox"/> Final printed labels in response to Agency letter dated _____	NOTIFICATION AUG 16 2004
<input type="checkbox"/> Resubmission in response to Agency letter dated _____	<input type="checkbox"/> "Me Too" Application.	
<input checked="" type="checkbox"/> Notification - Explain below.	<input type="checkbox"/> Other - Explain below.	

Explanation: Use additional page(s) if necessary. (For section I and Section II.)
Submission of label notification per PR Notice 98-10 adding alternate container disposal language.

Section - III

1. Material This Product Will Be Packaged In:				2. Type of Container	
Child-Resistant Packaging <input type="checkbox"/> Yes <input checked="" type="checkbox"/> No	Unit Packaging <input type="checkbox"/> Yes <input checked="" type="checkbox"/> No	Water Soluble Packaging <input type="checkbox"/> Yes <input checked="" type="checkbox"/> No		<input type="checkbox"/> Metal	<input checked="" type="checkbox"/> Plastic
				<input type="checkbox"/> Glass	<input checked="" type="checkbox"/> Paper
* Certification must be submitted		If "Yes" Unit Packaging wgt.	No. per container	Other (Specify) _____	
		If "Yes" Package wgt.	No. per container		
3. Location of Net Contents Information <input checked="" type="checkbox"/> Label <input type="checkbox"/> Container		4. Size(s) Retail Container 5 lbs., 55 lbs.		5. Location of Label Directions <input checked="" type="checkbox"/> On Label <input type="checkbox"/> On Labeling accompanying product	
6. Manner in Which Label is Affixed to Product <input checked="" type="checkbox"/> Lithograph <input type="checkbox"/> Paper glued <input type="checkbox"/> Stenciled				<input type="checkbox"/> Other _____	

Section - IV

1. Contact Point (Complete items directly below for identification of individual to be contacted, if necessary, to process this application.)		
Name Michael Kellogg	Title Agent	Telephone No. (Include Area Code) (253) 853-7369
Certification I certify that the statements I have made on this form and all attachments thereto are true, accurate and complete. I acknowledge that any knowingly false or misleading statement may be punishable by fine or imprisonment or both under applicable law.		6. Date Application Received (Stamped)
Signature 	3. Title Agent	
Typed Name Michael Kellogg	5. Date 7/29/04	

2/162

Application for Registration (cont'd)

NOTIFICATION


AUG 16 2004

RE: 79604-2

Section II

EXPLANATION:

This notification is consistent with the provisions of PR Notice 98-10 and EPA regulations at 40 CFR 152.46, and no other changes have been made to the labeling or the confidential statement of formula of this product. I understand that it is a violation of 18 U.S.C. Sec. 1001 to willfully make any false statement to EPA. I further understand that if this notification is not consistent with the terms of PR Notice 98-10 and 40 CFR 152.46, this product may be in violation of FIFRA and I may be subject to enforcement action and penalties under sections 12 and 14 of FIFRA.



Michael Kellogg
Agent for AgValue-Metri, LLC

7/29/04
Date

NOTIFICATION
AUG 16 2004

3/62



AgValue

METRI DF

75% Dry Flowable Herbicide

For control of certain grasses and broadleaf weeds in soybeans, potatoes, alfalfa and sanfoin, asparagus, carrots, field corn, sweet corn, garbanzo beans, lentils and peas, sugarcane, tomatoes, and cereals (barley and wheat)

ACTIVE INGREDIENT:

Metribuzin, 4-Amino-6-(1,1-dimethylethyl)-3-(methylthio)-1,2,4-triazin-5(4H)-one 75%

INERT INGREDIENTS: 25%

TOTAL: 100%

EPA Reg. No. 79604-2

EPA Est. No.

STOP – Read the label before use
KEEP OUT OF REACH OF CHILDREN
CAUTION

For 24-Hour Emergency Contact, call CHEMTREC (1-800-424-9300)

FIRST AID	
If swallowed:	<ul style="list-style-type: none"> • Call a poison control center or doctor immediately for treatment advice. • Have person sip a glass of water if able to swallow. • Do not induce vomiting unless told to do so by a poison control center or doctor. • Do not give anything by mouth to an unconscious person.
If on skin or clothing:	<ul style="list-style-type: none"> • Take off contaminated clothing. • Rinse skin immediately with plenty of water for 15 to 20 minutes. • Call a poison control center or doctor for treatment advice.
If in eyes:	<ul style="list-style-type: none"> • Hold eye open and rinse slowly and gently with water for 15 to 20 minutes. • Remove contact lenses, if present, after the first 5 minutes, then continue rinsing eye. • Call a poison control center or doctor for treatment advice.
In case of emergency, call CHEMTREC (1-800-424-9300). Have a METRI DF container or label with you when calling a poison control center or doctor, or going for treatment.	
Note to Physician: Treat patient symptomatically.	

See inside booklet for additional PRECAUTIONARY STATEMENTS.



4/62

PRECAUTIONARY STATEMENTS

HAZARDS TO HUMANS AND DOMESTIC ANIMALS

CAUTION

May be harmful if swallowed or absorbed through skin. Causes moderate eye irritation.

Personal Protective Equipment: Some materials that are chemical-resistant to this product are listed below. If you want more options, follow the instructions for Category A on an EPA chemical-resistance category selection chart.

Applicators and other handlers must wear:

- Long-sleeved shirt and long pants
- Chemical-resistant gloves made out of any waterproof material
- Shoes plus socks

Follow manufacturer's instructions for cleaning/maintaining PPE. If no such instructions for washables, use detergent and hot water. Keep and wash PPE separately from other laundry.

When handlers use closed systems, enclosed cabs, or aircraft in a manner that meets the requirements listed in the Worker Protection Standard (WPS) for agricultural pesticides (40 CFR 170.240(d)(4-6), the handler PPE requirements may be reduced or modified as specified in the WPS.

User Safety Recommendations
<p>User should:</p> <ul style="list-style-type: none"> • Wash hands before eating, drinking, chewing gum, using tobacco or using the toilet. • Remove clothing immediately if pesticide gets inside. Then wash thoroughly and put on clean clothing. • Remove PPE immediately after handling this product. Wash the outside of gloves before removing. As soon as possible, wash thoroughly and change into clean clothing.

Do not contaminate feed or food. Keep out of reach of children.

Obtain prompt medical aid if poisoning should occur.

Symptoms of Poisoning: The compound does not cause any definite symptoms that would be diagnostic. Poisoning is accompanied by breathing difficulties and sedation.

ENVIRONMENTAL HAZARDS

For terrestrial uses, do not apply directly to water, or to areas where surface water is present or to intertidal areas below the mean high water mark. Do not apply when weather conditions favor drift from areas treated. Do not contaminate water when disposing of equipment washwaters.

GROUND WATER ADVISORY: Metribuzin is a chemical which can travel (seep or leach) through soil and can contaminate ground water which may be used as drinking water. Metribuzin has been found in ground water as a result of agricultural use. Users are advised not to apply metribuzin where the water table (ground water) is close to the surface, and where the soils are very permeable, i.e., well drained soils such as loamy sands. Your local agricultural agencies can provide further information on the type of soil in your area and the location of ground water.

DIRECTIONS FOR USE

It is a violation of Federal law to use this product in a manner inconsistent with its labeling.

Do not apply this product in a way that will contact workers or other persons, either directly or through drift. Only protected handlers may be in the area during application. For any requirements specific to your State or Tribe, consult the agency responsible for pesticide regulation.

AGRICULTURAL USE REQUIREMENTS
<p>Use this product only in accordance with its labeling and with the Worker Protection Standard, 40 CFR part 170. This Standard contains requirements for the protection of agricultural workers on farms, forests, nurseries, and greenhouses, and handlers of agricultural pesticides. It contains requirements for training, decontamination, notification, and emergency assistance. It also contains specific instructions and exceptions pertaining to the statements on this label about personal protective equipment (PPE) and restricted-entry interval. The requirements in this box only apply to uses of this product that are covered by the Worker Protection Standard.</p> <p>Do not enter or allow worker entry into treated areas during the restricted-entry interval (REI) of 12 hours.</p> <p>Exception: If the product is soil-injected or soil-incorporated, the Worker Protection Standard, under certain circumstances, allows workers to enter the treated area if there will be no contact with anything that has been treated. PPE required for early entry to treated areas that is permitted under the Worker Protection Standard and that involves contact with anything that has been treated, such as plants, soil, or water, is:</p> <ul style="list-style-type: none"> • Coveralls • Applicators and other handlers must use chemical-resistant gloves, such as butyl rubber, or nitrile rubber, or neoprene rubber, or natural rubber. • Shoes plus socks

5/62

NON-AGRICULTURAL USE REQUIREMENTS

The requirements in this box apply to uses of this product that are NOT within the scope of the Worker Protection Standard for agricultural pesticides (40 CFR Part 170). The WPS applies when this product is used to produce agricultural plants on farms, forests, nurseries, or greenhouses.

Do not enter or allow others to enter treated area until sprays have dried. For dry fertilizer application, do not enter or allow others to enter until dusts have settled.

STORAGE AND DISPOSAL

Do not contaminate water, food or feed by storage or disposal.

Pesticide Storage: Store in a cool, dry place and in such a manner as to prevent cross contamination with other pesticides, fertilizers, food, and feed. Store in original container and out of the reach of children, preferably in a locked storage area.

Handle and open container in a manner as to prevent spillage. If the container is leaking or material spilled for any reason or cause, carefully sweep material into a pile. Refer to Precautionary Statements on label for hazards associated with the handling of this material. Do not walk through spilled material. Dispose of pesticide as directed above. In spill or leak incidents, keep unauthorized people away.

Pesticide Disposal: Wastes resulting from the use of this product may be disposed of on site or at an approved waste disposal facility.

Plastic Container Disposal language applicable to the type of packaging (i.e., either Plastic Container or Paper Bag) will appear on the final product label. Bracketed text will not appear on final product label.

Plastic Container Disposal: Triple rinse (or equivalent). Then offer for recycling or reconditioning, or puncture and dispose of in a sanitary landfill, or incineration, or, if allowed by state and local authorities, by burning. If burned, stay out of smoke.

Paper Bag Disposal: Completely empty bag into application equipment. Then dispose of empty bag in a sanitary landfill or by incineration, or, if allowed by state and local authorities, by burning. If burned, stay out of smoke.

GENERAL INFORMATION

MIXING: When using METRI DF, make sure the sprayer is completely clean, free of rust or corrosion which occurs from winter storage. Examine strainers and screens to be sure the sprayer is clean from previously used pesticides. Any tank-mix containing METRI DF should be kept agitated and sprayed out immediately. Do not allow tank-mixes to stand for prolonged periods of time.

The proper mixing procedures for METRI DF alone or in tank-mix combinations with other herbicides is:

1. Fill the spray tank 1/4 to 1/3 full with clean water.
2. Add recommended rate of METRI DF while recirculating and with agitator running.
3. Follow the triple rinse procedure described under "STORAGE AND DISPOSAL" to ensure that all product is removed from the container.
4. Mix thoroughly and add clean water to fill spray tank to desired level.
5. Add the other herbicide to tank last and agitate thoroughly.
6. Continue agitation during application and until sprayer tank is empty.

This product can be tank mixed with 2,4-DB, 2,4-D Low Volatile Ester (LVE), Alachlor, Ally®, Amber®, Atrazine, Banvel®, Basagran®, Broadstrike™ Plus, Bronate®, Buctril®, Bullet®, Canopy®, Clarity®, Command®, Commence®, Detail®, Eptam®, Finesse®, Freedom®, Frontier®, Fusion®, Glean®, Gramoxone®, Guardsman®, Harmony® Xtra, Harness®, Harness® Xtra, Laddok® S-12, Lariat®, Lasso®, Linex®, Linuron, Marksman®, Matrix®, MCPA, Metolachlor, S-Metolachlor, Pentagon®, Poast®, Prowl®, Pursuit®, Pursuit® Plus, Ramrod®, Resource®, Roundup®, Roundup® Ultra, Scepter®, Scorpion, Select®, Simazine, Squadron®, Sonalan™, Surflan™, Surpass™, Surpass™ 100, Topnotch™, Touchdown®, Tough®, Treflan™, or Turbo® in accordance with the most restrictive of label limitations and precautions. No label dosage rates should be exceeded. This product cannot be mixed with any product containing a label prohibition against such mixing. Refer to the crop specific information section of this label for additional information.

SOIL TEXTURE: As used on this label, "Coarse soils" are loamy sand or sandy loam soils. "Medium soils" are loam, silt loam, silt, sandy clay, or sandy clay loam. "Fine soils" are silty clay, silty clay loam, clay, or clay loam. Silty clay loam soils are transitional soils and may be classified as medium textured soils in some regions of the U.S.

GENERAL PRECAUTIONS AND RESTRICTIONS

Do not allow sprays to drift on to adjacent desirable plants.

Apply this product only as specified on this label.

Do not use on other crops grown for food or forage. Observe all cautions and limitations on labeling of all products used in mixtures.

For all uses: Low-pressure and high-volume hand-wand equipment is prohibited.

6/62

CHEMIGATION

METRI DF is recommended for application through sprinkler irrigation equipment to potatoes, soybeans, tomatoes, and asparagus as directed on this label. Refer to the crop sections of this label for recommended rates, weeds controlled or suppressed, restrictions, and special precautions.

Apply this product only through sprinkler (including center pivot, lateral move, or solid set) irrigation systems. Do not apply this product through any other type of irrigation system.

Crop injury, lack of effectiveness, or illegal pesticide residues in the crop can result from non-uniform distribution of treated water.

Calibration: (Center Pivot and Self-Propelled Lateral Move Systems): Sprinkler irrigation systems must be accurately calibrated for application of METRI DF. Greater accuracy in calibration (and distribution) will be achieved by injecting a larger volume of a more dilute mixture of product and water per hour. Follow the steps below to calibrate center pivot and lateral move systems:

1. Determine number of minutes required to make one complete revolution while applying 1/4 to 3/4 inch of water per acre.
2. With the system at operating pressure determine the exact number of minutes required to inject one gallon of water.
3. Divide the time required for one revolution (step 1) by the time required to inject one gallon (step 2). This gives total gallons of product-water mixture to be added to nurse tank.
4. Add required amount of water to nurse tank and start the agitation system. Then add sufficient METRI DF at the recommended rate (See RECOMMENDED BROADCAST APPLICATIONS) to the nurse tank.

EXAMPLE: If 20 hours (1200 minutes) were required for one revolution and if 2 minutes were required to inject one gallon, then a total of 600 gal lons of product-water mixture are required (1200/2=600); to treat 135 acres at 2/3 lb/acre, 90.5 lb of METRI DF are required.

If you have questions about calibration, you should contact State Extension Service Specialists, equipment manufacturers or other experts.

Do not connect an irrigation system (including greenhouse systems) used for pesticide application to a public water system unless the pesticide label-prescribed safety devices for public water systems are in place.

A person knowledgeable of the chemigation system and responsible for its operation, or under the supervision of the responsible person, shall shut the system down and make necessary adjustments should the need arise.

The system must contain a functional check valve, vacuum relief valve, and low pressure drain appropriately located on the irrigation pipeline to prevent water source contamination from backflow.

The pesticide injection pipeline must contain a functional, automatic, quick-closing check valve to prevent the flow of fluid back toward the injection pump.

The pesticide injection pipeline must also contain a functional, normally closed, solenoid-operated valve located on the intake side of the injection pump connected to the system interlock to prevent fluid from being withdrawn from the supply tank when the irrigation system is either automatically or manually shut down.

The system must contain functional interlocking controls to automatically shut off the pesticide injection pump when the water pump motor stops.

The irrigation line or water pump must include a functional pressure switch which will stop the water pump motor when the water pressure decreases to the point where pesticide distribution is adversely affected.

Systems must use a metering pump, such as a positive displacement injection pump (e.g., diaphragm pump) effectively designed and constructed of materials that are compatible with pesticides and capable of being fitted with a system interlock.

Do not apply when wind speed favors drift beyond the area intended for treatment.

Maintain continuous agitation in the injection nurse tanks during the herbicide application, sufficient to keep herbicide in suspension.

Apply specified dosage in 1/4 to 3/4 inch of water (1/4 to 1/2 inch of water on sandy soils) per acre as a continuous injection in center pivot and lateral move systems or in the last 15 to 30 minutes of set in permanent solid set sprinkler systems. Application of more than the quantity of irrigation water recommended on this label may result in decreased product performance by removing the chemical from the zone of effectiveness. Where sprinkler distribution patterns do not overlap sufficiently unacceptable weed control may result. Where sprinkler distribution patterns overlap excessively crop injury may result. Allow sufficient time for pesticide to be flushed through all lines and all nozzles before turning off irrigation water. To ensure that lines are flushed and free of remaining pesticide, an indicator dye may be injected into the lines to mark the end of the application period.

Use a minimum of 1 part water to 1 part herbicide for injection. The use of a larger volume of water will ensure greater accuracy and more uniform distribution.

7/62

AERIAL DRIFT REDUCTION ADVISORY INFORMATION

Avoiding spray drift at the application site is the responsibility of the applicator. The interaction of many equipment-and-weather-related factors determine the potential for spray drift. The applicator and the grower are responsible for considering all these factors when making decisions.

The following drift management requirements must be followed to avoid off-target drift movement from aerial applications to agricultural field crops. These requirements do not apply to forestry applications, public health uses or to applications using dry formulations.

1. The distance of the outer most nozzles on the boom must not exceed 3/4 the length of the wingspan or rotor.
2. Nozzles must always point backwards parallel with the airstream and never be pointed downwards more than 45 degrees.
3. Where states have more stringent regulations, they should be observed.
4. The applicator should be familiar with and take into account the information covered in the Aerial Drift Reduction Advisory Information.

INFORMATION ON DROPLET SIZE: The most effective way to reduce drift potential is to apply large droplets. The best drift management strategy is to apply the largest droplets that provide sufficient coverage and control. Applying larger droplets reduces drift potential, but will not prevent drift if applications are made improperly, or under unfavorable environmental conditions (see Wind, Temperature and Humidity, and Temperature Inversions).

CONTROLLING DROPLET SIZE:

- Volume – Use high flow rate nozzles to apply the highest practical spray volume. Nozzles with higher rated flows produce larger droplets.
- Pressure – Do not exceed the nozzle manufacturer's recommended pressures. For many nozzle types lower pressure produces larger droplets. When higher flow rates are needed, use higher flow rate nozzles instead of increasing pressure.
- Number of Nozzles – Use the minimum number of nozzles that provide uniform coverage.
- Nozzle Orientation – Orienting nozzles so that the spray is released parallel to the airstream produces larger droplets than other orientations and is the recommended practice. Significant deflection from horizontal will reduce droplet size and increase drift potential.
- Nozzle Type – Use a nozzle type that is designed for the intended application. With most nozzle types, narrower spray angles produce larger droplets. Consider using low-drift nozzles. Solid stream nozzles oriented straight back produce the largest droplets and the lowest drift.

BOOM LENGTH: For some use patterns, reducing the effective boom length to less than 3/4 of the wingspan or rotor length may further reduce drift without reducing swath width.

APPLICATION HEIGHT: Applications should not be made at a height greater than 10 feet above the top of the largest plants unless a greater height is required for aircraft safety. Making applications at the lowest height that is safe reduces exposure of droplets to evaporation and wind.

SWATH ADJUSTMENT: When applications are made with a crosswind, the swath will be displaced downwind. Therefore, on the up and downwind edges of the field, the applicator must compensate for this displacement by adjusting the path of the aircraft upwind. Swath adjustment distance should increase, with increasing drift potential (higher wind, smaller drops, etc.).

WIND: Drift potential is lowest between wind speeds of 2 to 10 mph. However, many factors, including droplet size and equipment type determine drift potential at any given speed. Application should be avoided below 2 mph due to variable wind direction and high inversion potential. **NOTE:** Local terrain can influence wind patterns. Every applicator should be familiar with local wind patterns and how they affect spray drift.

TEMPERATURE AND HUMIDITY: When making applications in low relative humidity, set up equipment to produce larger droplets to compensate for evaporation. Droplet evaporation is most severe when conditions are both hot and dry.

TEMPERATURE INVERSIONS: Applications should not occur during a temperature inversion because drift potential is high. Temperature inversions restrict vertical air mixing, which causes small suspended droplets to remain in a concentrated cloud. This cloud can move in unpredictable directions due to the light variable winds common during inversions. Temperature inversions are characterized by increasing temperatures with altitude and are common on nights with limited cloud cover and light to no wind. They begin to form as the sun sets and often continue into the morning. Their presence can be indicated by ground fog; however, if fog is not present, inversions can also be identified by the movement of smoke from a ground source or an aircraft smoke generator. Smoke that layers and moves laterally in a concentrated cloud (under low wind conditions) indicates an inversion, while smoke that moves upward and rapidly dissipates indicates good vertical air mixing.

SENSITIVE AREAS: METRI DF should only be applied when the potential for drift to adjacent sensitive areas (e.g., residential areas, bodies of water, known habitat for threatened or endangered species, non-target crops) is minimal (e.g., when wind is blowing away from the sensitive areas).

APPLICATION OF METRI DF WITH HERBICIDE SPRAY EQUIPMENT

Use a standard low pressure (20 to 40 psi.) herbicide boom sprayer equipped with suitable nozzles and screens no finer than 50-mesh in nozzle and in-line strainers. Agitate thoroughly before and during application with bypass agitation.

8/62

GROUND APPLICATION: Apply the proper rate of METRI DF in a minimum of 10 to 40 gallons of spray mixture per acre broadcast.

Banded Application: Use proportionally less METRI DF per acre in a band versus a broadcast application. For band application use 1/4 to 1 gallon of spray mix per inch of band width regardless of row spacing.

EXAMPLES: (1) To treat a 15-inch band on rows 30 inches apart, use one-half of the broadcast rate of METRI DF. (2) To treat a 14-inch band on rows 42 inches apart, use one-third of the broadcast rate of METRI DF.

AERIAL APPLICATION: Where permitted, apply specified rate in a minimum of 2 to 10 gallons of spray mixture per acre. Do not apply aerially when wind speed is greater than 10 mph.

NOTE: Do not apply aerially when METRI DF is tank-mixed with Lasso®.

For All Applications of METRI DF: Sprayer must be accurately calibrated before applying METRI DF. Check sprayer during application to be sure it is working properly and delivering a uniform spray pattern. As the volume of spray mixture decreases per acre, the importance of accurate calibration and uniform application increases. Avoid other application, misapplication, and boom and spray swath overlapping that will increase spray dosage. (Crop injury may occur as a result.) Avoid spray skips and gaps which allow weeds to grow in untreated soil. Do not apply when weather conditions favor spray drift and/or when sensitive or cool season crops, such as cole crops, onions, peas, or strawberries are present in adjacent fields or in areas where wheat is growing in coarse textured soils.

SPRAYER CLEANUP: Spray equipment must be thoroughly cleaned to remove remaining traces of herbicide that might injure other crops to be sprayed. Drain any remaining spray solution of METRI DF from the spray tank and dispose of according to label disposal instructions. Rinse the spray tank and refill with water, adding a heavy-duty detergent at the rate of one cup per 20 gallons of water. Recycle this mixture through the equipment for 5 minutes and spray out. Repeat this procedure twice. Fill the spray tank with clean water, recycle for 5 minutes, and spray out. Clean pump and nozzle screens thoroughly. Wash away spray mixture from the outside of spray tank, nozzles or spray rig. All rinse water must be disposed of in compliance with local, state, and Federal guidelines.

APPLICATION OF METRI DF IN FLUID FERTILIZERS

METRI DF may be applied in fluid fertilizer solutions to alfalfa and soybeans by following the appropriate mixing procedures and compatibility check. When using tank-mix combinations, be sure all components are compatible. Compatibility checks of METRI DF and tank-mix combinations which include METRI DF should be made for each batch of fluid fertilizer because of the variability of these fertilizers.

Compatibility Check:

1. Pre-mix 2 teaspoonfuls of METRI DF with 8 teaspoonfuls of water (1:4 ratio) in a quart jar by adding the water first and follow with METRI DF. Mix thoroughly, if a second herbicide is to be used, double the amount of water (1:8 ratio) and add the second herbicide after mixing METRI DF first.
2. Then pour 1 pint of fluid fertilizer into the quart jar and shake well.
3. Allow to stand for 5 minutes.

THIS COMPATIBILITY CHECK SHOULD ONLY BE USED WHEN MIXING WITH FLUID FERTILIZERS.

Interpretation of Results: If the solution in the jar appears to be uniform, without signs of agglomeration, or without a separation of an oily film on top of the fertilizer, the mixture may be used. If not, repeat the compatibility check using twice the amount of water or add a compatibility agent to the water. If separation occurs, but the mixture can be resuspended by shaking, then application is possible with good agitation in the spray tank.

Tank-mixing Guidelines:

1. Add the required amount of water and compatibility agent (if required) to the tank. Start agitation while adding METRI DF and follow by adding the fluid fertilizer and agitate.
2. If a second herbicide is to be used, follow as above in 1, but use twice the amount of water. Start agitation and add METRI DF and follow by adding the second herbicide, and then continue filling the tank with fluid fertilizer.
3. Maintain continuous agitation to ensure uniform spray mixture until the tank is emptied.

COMMERCIAL IMPREGNATION AND APPLICATION OF METRI DF ON DRY BULK FERTILIZER

Dry bulk fertilizer may be impregnated or coated with METRI DF for application to established alfalfa and to soybeans. All recommendations, cautions, and special precautions on this label must be followed along with state regulations relating to dry bulk fertilizer blending, impregnating and labeling.

Impregnation: To impregnate, use a system consisting of a belt, conveyor, or closed drum which is used for dry bulk fertilizer blending. Any commonly used fertilizer can be impregnated with METRI DF except ammonium nitrate, or fertilizers containing ammonium nitrate, potassium nitrate, or sodium nitrate. Do not use on powder limestone.

Apply using a minimum of 200 lbs. dry bulk fertilizer per acre and up to a maximum of 450 lbs. per acre. To impregnate or coat dry bulk fertilizer, mix METRI DF with sufficient water to form a sprayable slurry. The delivery nozzles must be directed to deliver a fine spray toward the fertilizer for thorough coverage while avoiding spray contact with mixing equipment. Uniform impregnation of METRI DF to dry bulk fertilizer will vary and if the absorptivity is not adequate, an absorptive powder may be added to produce a dry, free-flowing mixture. Micro-Cel E (Johns-Manville Product Corporation) is the recommended absorbent powder. When another herbicide is used with METRI DF, mix and impregnate immediately.

9/16/2

Apply immediately after impregnation unless experience has shown that impregnated fertilizer can be stored without becoming lumpy and difficult to spread.

Rates: Select the recommended rate of METRI DF per acre from the appropriate section of this label and refer to the formula below to determine the amount of METRI DF which is to be impregnated on a ton of dry bulk fertilizer based on the amount of fertilizer which will be distributed on one acre.

$$\frac{\text{Lbs. METRI DF}}{\text{Acre}} \times \frac{2000 \text{ Lbs. Fertilizer}}{\text{Acre}} = \frac{\text{Lbs. METRI DF}}{\text{Ton of Fertilizer}}$$

APPLICATION: Uniform application is essential for satisfactory weed control. Accurate calibration of fertilizer application equipment is essential for uniform distribution to the soil surface. The recommended method of application is to apply 1/2 the recommended rate and overlap 50 percent or to double apply by splitting the middles to obtain the best distribution pattern.

If fertilizer materials are excessively dusty, use diesel oil or other suitable additive to reduce dust prior to impregnation as dusty fertilizer will result in poor distribution during application. Crop injury and/or poor weed control may occur where the impregnated fertilizer is not uniformly applied.

INCORPORATION AND COMBINATION USES: When METRI DF is to be used in combination with another herbicide, follow directions on this label for combinations, rates, crops, incorporation, and special precautions.

SOYBEANS
(Except California)

METRI DF herbicide tank-mix combinations are recommended for preplant incorporated applications, pre-emergence surface applications, Split-Shot application and Extended Split-Shot application. METRI DF is also recommended as an overlay application following a preplant incorporated application of a recommended grass herbicide and alone as a pre-emergence surface application. All these applications can be applied with ground equipment, and some can be applied with aerial spray equipment. In addition, METRI DF can be applied as a postemergence directed spray to soybeans in certain states.

SPECIAL PRECAUTIONS (Soybeans): Injury to soybeans may occur when METRI DF is used under the following conditions:

1. When soils have a calcareous surface area or a pH of 7.5 or higher.
2. Due to the sensitivity of certain soybean varieties, METRI DF is not recommended for use on Altona, AP 55, AP 71, Asgrow 6520, Burlison, Coker 102, Coker 156, Dassel, GL 3202, Govan, Maple Amber, NB 3665, NKS 1884, Paloma 350, Portage, Regal, Semmes, Terra-Vig 505, Terra-Vig 606, Tracy, Vansoy, and Vinton 81. Consult your AgValue-Metri, LLC Representative or your seed supplier for information on the tolerance to METRI DF of newly released soybean varieties, prior to use of METRI DF.
3. When applied in conjunction with soil-applied organic phosphate pesticides.
4. Over application or boom overlapping may result in stand loss and soil residues.
5. Uneven application or improper incorporation can decrease the level of weed control and/or increase the level of injury.
6. When applied to any soil with less than 1/2% organic matter.
7. Soil incorporation deeper than recommended.
8. When sprayers are not calibrated accurately.
9. When heavy rains occur soon after application, especially in poorly drained areas where water may stand for several days.
10. When soybeans are planted less than 1-1/2 inches deep, particularly in pre-emergence application.

Activation: A minimum amount of soil moisture is required to activate METRI DF. In areas of low rainfall, pre-emergence applications to dry soil should be followed with light irrigation of 1/4 acre inch of water. Do not apply heavy irrigation immediately after application. As with many surface-applied herbicides, weed control and crop tolerance may vary with rainfall and/or soil texture.

Grazing and Feeding Treated Vines: Treated vines may be grazed or fed to livestock 40 days after application when METRI DF is applied alone or with Treflan®, Metolachlor, S-Metolachlor, Prowl®, or Lasso.

Do not use treated vines for feed or forage when METRI DF is applied with Sonalan, linuron plus Lasso, or linuron plus Metolachlor or S-Metolachlor.

Rate Ranges: Where a rate range is shown, use a lower rate on soils that are coarse-textured or low in organic matter. Use a higher rate on soils that are relatively fine-textured or high in organic matter.

Replanting: If replanting is necessary in fields treated with METRI DF as directed on this label, the field may be replanted to soybeans. When replanting a minimum of tillage is recommended. Do not apply a second treatment as injury to soybeans may occur.

10/62

WEEDS CONTROLLED BY METRI DF AND METRI DF HERBICIDE TANK-MIX COMBINATIONS

C = Control S = Suppression or Erratic Control P = Poor or No Control 0 = No Information (Control may range from poor to excellent)

- | | |
|--|---|
| 1 = METRI DF Alone | 6 = METRI DF plus Lasso |
| 2 = METRI DF Split-Shot | 7 = Extended Split-Shot |
| 3 = METRI DF plus Treflan | 8 = METRI DF plus Sonalan |
| 4 = METRI DF plus Metolachlor or S-Metolachlor | 9 = METRI DF plus Linuron plus (Lasso or Metolachlor or S-Metolachlor |
| 5 = METRI DF plus Prowl | |

ANNUAL BROADLEAF WEEDS	1	2	3	4	5	6	7	8	9
Black Nightshade (<i>Solanum nigrum</i>)	P	P	P	C	P	C	C	P	S
Bristly Starbur (<i>Acanthospermum hispidum</i>)	C	C	C	C	C	C	C	C	C
Buffalobur (<i>Solanum rostratum</i>)	C	C	P	P	P	P	C	P	0
Carpetweed (<i>Mollugo verticillata</i>)	C	C	C	C	C	C	C	C	C
Cocklebur (<i>Xanthium pensylvanicum</i>)	S	C	S	S	S	S	C	S	S
Copperleaf, Hophornbeam (<i>Acalypha ostryaefolia</i>)	C	C	C	C	C	C	C	C	C
Florida Beggarweed (<i>Desmodium tortuosum</i>)	C	C	C	C	C	C	C	C	C
Florida Pusley (<i>Richardia scabra</i>)	C	C	C	C	C	C	C	C	C
Galinsoga (<i>Galinsoga spp.</i>)	C	C	C	C	C	C	C	C	C
Horseweed Marestalk (<i>Conyza canadensis</i>)	0	0	0	0	0	0	0	0	0
Jimsonweed (<i>Datura stramonium</i>)	C	C	C	C	C	C	C	C	S
Knotweed (<i>Polygonum spp.</i>)	C	C	C	C	C	C	C	C	C
Kochia (<i>Kochia scoparia</i>)	C	C	C	C	C	C	C	C	C
Lambsquarters (<i>Chenopodium spp.</i>)	C	C	C	C	C	C	C	C	C
Morningglory, Ivyleaf (<i>Ipomoea hederacea</i>)	P	P	S	P	P	P	P	P	P
Morningglory, Pitted (<i>Ipomoea lacunosa</i>)	P	P	S	P	P	P	P	P	P
Morningglory, Smallflower (<i>Jacquemontia tamnifolia</i>)	P	P	C	P	P	P	P	P	P
Morningglory, Tall (<i>Ipomoea purpurea</i>)	P	P	S	P	P	P	P	P	P
Pigweeds (<i>Amaranthus spp.</i>)	C	C	C	C	C	C	C	C	C
Prickly Sida/Teaweed (<i>Sida spinosa</i>)	C	C	C	C	C	C	C	C	C
Purslane (<i>Portulaca oleracea</i>)	C	C	C	C	C	C	C	C	C
Ragweed, Common (<i>Ambrosia artemisiifolia</i>)	C	C	C	C	C	C	C	C	C
Redweed (<i>Melochia corchorifolia</i>)	C	C	C	C	C	C	C	C	C
Russian Thistle (<i>Salsola kali</i>)	C	C	C	C	C	C	C	C	C
Sesbania (<i>Sesbania spp.</i>)	C	C	C	C	C	C	C	C	C
Shepherdspurse (<i>Capsella bursa-pastoris</i>)	C	C	C	C	C	C	C	C	C
Sicklepod (<i>Cassia obtusifolia</i>)	C	C	S	C	S	C	C	S	S
Smartweeds (<i>Polygonum spp.</i>)	C	C	C	C	C	C	C	C	S
Spotted Spurge (<i>Euphorbia maculata</i>)	C	C	P	C	P	C	C	P	0
Spurred Anoda (<i>Anoda cristata</i>)	C	C	C	C	C	C	C	C	0
Sunflower (<i>Helianthus spp.</i>)	C	C	S	S	S	S	C	S	P
Velvetleaf (<i>Abutilon theophrasti</i>)	C	C	C	C	C	C	C	C	C
Venice Mallow (<i>Hibiscus trionum</i>)	C	C	C	C	C	C	C	C	C
Wild Mustards (<i>Brassica spp.</i>)	C	C	C	C	C	C	C	C	C

11/62

WEEDS CONTROLLED BY METRI DF AND METRI DF HERBICIDE TANK-MIX COMBINATIONS

C = Control S = Suppression or Erratic Control P = Poor or No Control 0 = No Information (Control may range from poor to excellent)

- | | |
|--|---|
| 1 = METRI DF Alone | 6 = METRI DF plus Lasso |
| 2 = METRI DF Split-Shot | 7 = Extended Split-Shot |
| 3 = METRI DF plus Treflan | 8 = METRI DF plus Sonalan |
| 4 = METRI DF plus Metolachlor or S-Metolachlor | 9 = METRI DF plus Linuron plus (Lasso or Metolachlor or S-Metolachlor |
| 5 = METRI DF plus Prowl | |

ANNUAL GRASSES	1	2	3	4	5	6	7	8	9
Barnyardgrass (<i>Echinochloa crus-galli</i>)	S	C	C	C	C	C	C	C	C
Bluegrass (<i>Poa annua</i>)	C	C	C	C	C	C	C	C	C
Broadleaf Signalgrass (<i>Brachiaria platyphylla</i>)	C	C	C	C	C	C	C	C	0
Browntop Millet (<i>Panicum ramosum</i>)	C	C	C	P	C	S	C	0	0
Crabgrass (<i>Digitaria spp.</i>)	C	C	C	C	C	C	C	C	C
Crowfootgrass (<i>Dactyloctenium aegyptium</i>)	C	C	C	C	C	C	C	0	0
Cupgrass (<i>Eriochloa gracilis</i>)	P	C	P	P	P	P	C	0	0
Foxtails (<i>Setaria spp.</i>)	S	C	C	C	C	C	C	C	C
Goosegrass (<i>Eleusine indica</i>)	C	C	C	C	C	C	C	C	C
Johnsongrass, Seedling (<i>Sorghum halepense</i>)	C	C	C	C	C	C	C	C	0
Junglerice (<i>Echinochloa colonum</i>)	C	C	C	C	C	C	C	C	0
Nutsedge, Yellow (<i>Cyperus esculentus</i>)	P	P	P	C	P	C	C	P	0
Panicum, Fall (<i>Panicum dichotomiflorum</i>)	P	C	C	C	C	C	C	C	C
Panicum, Texas (<i>Panicum texanum</i>)	P	C	C	P	C	S	S	C	0
Red Rice (<i>Oryza sativa</i>)	P	C	C	C	P	C	C	0	0
Sandbur (<i>Cenchrus spp.</i>)	P	C	C	P	C	S	S	0	0
Shattercane (<i>Sorghum bicolor</i>)	P	C	C	P	P	P	P	C	0
Sorghum, Volunteer (<i>Sorghum spp.</i>)	P	C	C	P	P	P	P	0	P
Sprangletop (<i>Leptochloa spp.</i>)	P	C	C	P	P	P	P	0	P
Stinkgrass (<i>Eragrostis spp.</i>)	P	C	C	P	P	P	P	0	P
Wheat, Volunteer (<i>Triticum spp.</i>)	P	P	P	P	P	P	P	0	P
Witchgrass (<i>Panicum capillare</i>)	P	C	C	C	C	C	C	C	0

METRI DF ALONE

METRI DF (Alone) Pre-emergence Application: The following rates of METRI DF may be applied pre-emergence to soybeans through center pivot or lateral move sprinkler irrigation systems that apply water in a uniform manner. Refer to "Chemigation" section of this label for directions.

METRI DF can be applied broadcast or banded. This application may be made during planting or as a separate operation after planting but before crop emergence. See the "GENERAL INFORMATION" section in the front of this label.

Do not apply to sand soils, or to sandy loam or loamy sand soils containing less than 2% organic matter. Do not incorporate into soil or apply more than once per season.

SOIL TEXTURE	Lb of METRI DF Per Acre		
	ORGANIC MATTER		
	Less than 2%	2 to 4%	Over 4%
COARSE SOILS (Sandy loam, loamy sand)	DO NOT USE ³	1/2	2/3
MEDIUM SOILS¹ (Loam, silt loam, silt, sandy clay, sandy clay loam)	1/2 to 2/3	2/3 to 5/6	5/6 to 1
FINE SOILS¹ (Silty clay, silty clay loam ² , clay, clay loam)	2/3 to 5/6	5/6 to 1	1 to 1-1/6

(continued on next page)

12/62

Lb of METRI DF Per Acre			
SOIL TEXTURE	ORGANIC MATTER		
	Less than 2%	2 to 4%	Over 4%
Mississippi Delta Only	1	1-1/6	1-1/3

¹ For control of lambsquarters, redroot pigweed and wild mustard, and for suppression of green, yellow and giant foxtails on alkaline (calcareous) soils in Nebraska, Minnesota, South Dakota and North Dakota only, apply METRI DF at rates of 1/3 lb/acre on medium soils and 1/3 to 1/2 lb/acre on fine soils regardless of soil organic matter percentage (use 1/2 lb only where soil pH is less than 7.5 and weed pressure is heavy). The 1/3 lb/acre rate of METRI DF alone can be applied regardless of soil pH. For control of other weeds listed on this label use METRI DF at full rates recommended in the table above, **but note that crop injury may occur on soils having a calcareous surface area or a pH of 7.5 or higher.**

² Silty clay loam soils are transitional soils and may be classified as medium textured soils in some regions of the U.S.

³ Refer to the appropriate section of this label for use of METRI DF on soybeans in coarse soils with 0.5% or more organic matter in certain states.

USES OF METRI DF HERBICIDE IN COMBINATION WITH OTHER HERBICIDES

SEQUENTIAL APPLICATION OF SCEPTER® FOLLOWING METRI DF

If needed, application of METRI DF alone or in a registered tank-mix according to directions on this label, may be followed by an early postemergence application of Scepter herbicide (1.5 lb/gal liquid or 70 DG) for control of cocklebur. Apply 1/6 to 1/3 pint of Scepter (0.7 to 1.4 ounces of Scepter 70 DG) in a minimum of 20 gallons of water per acre. Use 1/6 pint of Scepter (0.7 ounce of Scepter 70 DG) if cockleburs are less than 3 inches tall or have fewer than 3 leaves and are actively growing. For cockleburs less than 6 inches tall and actively growing use 1/3 pint of Scepter (1.4 ounces of Scepter 70 DG) per acre. Do not use Scepter when soybeans or cockleburs have been subjected to stress conditions such as temperature or moisture extremes. Do not exceed a total of 2/3 pint of Scepter (2.8 ounces of Scepter 70 DG) per acre in one season. Wait at least 10 days after application of Scepter before cultivating.

When preparing the spray mixture with Scepter, add 2 pt of nonionic surfactant approved for use on growing crops and containing at least 80% active ingredient per 100 gallons of mixture. Apply crop oil concentrate (COC) at the rate specified on the COC label.

Use Scepter only in the states where it is registered as listed on the product label.

Apply Scepter at least 90 days before harvest of soybeans. Do not graze or feed soybean forage, hay, or straw to livestock.

Refer to the Scepter label for additional cautions and precautions, directions, limitations, and information on environmental hazards and planting of rotational crops.

SPLIT-SHOT APPLICATION

A preplant incorporated application of METRI DF tank-mixed with either Treflan, Lasso, Metolachlor, S-Metolachlor, Prowl or Sonalan and followed by a pre-emergence surface application of METRI DF alone after planting but prior to soybean emergence, will control more broadleaf and grass weeds in soybeans than when either herbicide is used alone.

Refer to the Treflan, Lasso, Metolachlor, S-Metolachlor, Prowl or Sonalan labels, and to appropriate sections of this label for directions on soil preparation, herbicide application, incorporation techniques, herbicide rates, weed species controlled, and restrictions for using tank-mix combinations of METRI DF. Carefully observe the "Special Precautions" sections concerning the use of METRI DF in tank-mix combinations on soybeans.

When a Split-Shot application of METRI DF with Prowl, Treflan, or Sonalan is used, the preplant incorporated tank-mix may be applied up to 21 days prior to planting soybeans; with Metolachlor, S-Metolachlor or Lasso, the preplant incorporated tank-mix may be applied up to 14 days prior to planting.

On medium and fine textured soils with greater than 2% organic matter, a rate range is recommended for the METRI DF pre-emergence overlay application. The higher rate should be used (a) in fields with a history of severe broadleaf weed pressure, (b) when the time between preplant incorporated tank-mix and pre-emergence overlay applications approaches the maximum stated above, and/or (c) when the organic matter content of the soil is at the upper end of the indicated range.

For black nightshade control, refer to the appropriate sections of the Lasso, Metolachlor, S-Metolachlor, or Sonalan labels for specific instructions.

13/62

SPLIT-SHOT APPLICATION						
Preplant Incorporated Tank-mix Application – FOLLOWED BY – Pre-emergence Overlay Application						
SOIL TEXTURE ¹	Rate of Combination Product/Acre	Plus	Rate of METRI DF Lb/Acre	Rate of METRI DF Lb/Acre		
				ORGANIC MATTER		
				Less than 2%	2% to 4%	Over 4%
COARSE (Light) sand, loamy sand, sandy loam	Treflan 1 pt OR Lasso 2 to 2-1/2 qt OR Metolachlor, S-Metolachlor 0.8-1 pt OR Prowl 1-1/2 pt OR Sonalan 1-1/4 to 2 pt	plus	1/3-Followed By	1/6	1/6	1/6 to 1/3
MEDIUM loam, silt loam, sandy clay loam, silt, sandy clay	Treflan 1-1/2 pt OR Lasso 2-1/2 to 3 qt OR Metolachlor, S-Metolachlor 1 pt OR Prowl 1-1/2 pt OR Sonalan 1-3/4 to 2-1/2 pt	plus	1/2-Followed By or 1/3 ² - Followed By	1/6 1/3	1/6 to 1/3 1/3 to 1/2	1/3 to 1/2 (1/2 to 2/3) ³
FINE (Heavy) silty clay loam*, clay loam, silty clay, clay	Treflan 2 pt OR Lasso 2-1/2 to 3 qt OR Metolachlor, S-Metolachlor 1.3-1.7 pt OR Prowl 1-1/2 to 2 pt OR Sonaian 2-1/4 to 3 pt	plus	2/3-Followed By or 1/2 ² -Followed By	1/6 1/3	1/6 to 1/3 1/3 to 1/2	1/3 to 1/2 (1/2 to 2/3) ³

* Silty clay loam soils are transitional soils and may be classified as medium textured soils in some regions of the U.S.

¹ On **coarse textured** soils, do not use on sand soils with less than 1% organic matter, or on loamy sand or sandy loam soils with less than 0.5% organic matter. However, on coarse textured soils **with a calcareous surface area or a pH of 7.5 or higher**, do not use on sand soils with less than 2% organic matter, or on loamy sand or sandy loam soils with less than 1% organic matter.

² Use this lower rate of METRI DF in the preplant incorporated tank-mix **on soils having a calcareous surface area or a pH of 7.5 or higher**, and in those situations where soils within a field vary extremely in texture or organic matter content.

³ Reduce this pre-emergence overlay rate of METRI DF by 1/6 lb/acre when using SPLIT-SHOT application **on soils with over 4% organic matter and which have a calcareous surface area or a pH of 7.5 or higher**.

EXTENDED SPLIT-SHOT APPLICATION

(Includes No-Till, Reduced-Till, Ridge-Till, Strip-Till, Mulch-Till)

An early preplant (surface-applied or shallow incorporated) application of METRI DF tank-mixed with either Metolachlor, S-Metolachlor or Lasso, followed by a pre-emergence surface application of METRI DF tank-mixed with Metolachlor, S-Metolachlor or Lasso after planting but prior to soybean emergence, will control more broadleaf and grass weeds in soybeans than either herbicide used alone.

An Extended SPLIT-SHOT application will decrease the need for tillage and/or contact herbicides for the control of existing vegetation prior to planting, while providing residual control of weeds after planting.

When an Extended SPLIT-SHOT application of METRI DF with Metolachlor, S-Metolachlor or Lasso is used, the preplant tank-mix combination may be applied 15 to 30 days prior to planting soybeans. Follow directions on the label accompanying the product for SPLIT-SHOT applications from 0 to 14 days before planting.

Where a rate range is recommended, the higher rates should be used (a) in fields with a history of severe weed pressure, (b) when the time between early preplant tank-mix and pre-emergence overlay applications approaches the maximum 30 days, (c) when the organic matter content of the soil is at the upper end of the indicated range, (d) when heavy crop residues are present on the soil surface, and/or (e) when the early preplant tank-mix application is shallow incorporated (e.g., use 2 to 2-1/2 qt Lasso in the early preplant tank-mix when surface applied and use 2-1/2 to 3 qt Lasso when the tank-mix is to be lightly incorporated).

When weeds exceed 1 to 1-1/2 inches in height or diameter at application, use a contact herbicide, such as Roundup® or Gramoxone.

Refer to the Metolachlor, S-Metolachlor or Lasso label, and to appropriate sections of this label for additional information on soil preparation, herbicide application, weeds controlled, precautions, restrictions, limitations and sprayer clean-up.

14/62

EXTENDED SPLIT-SHOT APPLICATION									
Early Preplant Tank-mix Application (Surface-Applied or Shallow Incorporated)				Followed By	Pre-emergence Overlay Application				
SOIL TEXTURE ¹	Rate of Combination Product/Acre	Plus	Rate of METRI DF Lb/Acre		Rate of Combination Product/Acre	Plus	Rate of METRI DF Lb/Acre ORGANIC MATTER		
							1/2 to 2%	2 to 4%	Over 4%
COARSE (Light) Sand, loamy sand, sandy loam	Metolachlor, S-Metolachlor 0.9 pt or Lasso 1-1/2 to 2 qt	plus	1/3 to 1/2	Metolachlor, S-Metolachlor or Lasso	0.4 pt 1-1/2 qt	plus	1/6	1/6 to 1/3	1/3
MEDIUM Loam, silt loam, sandy clay loam, silt, sandy clay	Metolachlor, S-Metolachlor 1.2 pt or Lasso 2 to 3 qt	plus	¹ 1/2 to 2/3	Metolachlor, S-Metolachlor or Lasso	0.5 pt 1 to 2 qt	plus	1/3	1/3 to 1/2	1/2 to 2/3
FINE (Heavy) Silty clay loam*, clay loam, silty clay, clay	Metolachlor, S-Metolachlor 1.3 pt or Lasso 2 to 3 qt	plus	² 2/3 to 5/6	Metolachlor, S-Metolachlor or Lasso	0.7 pt 1 to 2 qt	plus	1/3	1/3 to 1/2	1/2 to 2/3

* Silty clay loam soils are transitional soils and may be classified as medium textured soils in some regions of the U.S.
¹ On **coarse textured** soils, do not use on sand soil with less than 1% organic matter. However, on coarse textured soils **with a calcareous surface area or a pH of 7.5 or higher**, do not use on sand soils with less than 2% organic matter, or on loamy sand or sandy loam soils with less than 1% organic matter.
² Use the lower rate of METRI DF in the early preplant tank-mix **on soils having a calcareous surface area or a pH of 7.5 or higher, and in those rare situations where soils within a field vary extremely in texture or organic matter content.**

METRI DF plus SONALAN™

METRI DF plus Sonalan Overlay Application: METRI DF may be applied as a pre-emergence overlay application following a preplant incorporated application of Sonalan 3 EC. Consult the Sonalan label for specific directions on use, recommendations, restrictions and any additional weeds not specified on this label.

METRI DF plus Sonalan Tank-mix Application: Incorporate the tank-mixture into the top 1 to 2 inches of soil within 21 days before planting according to label directions for Sonalan.

Apply METRI DF plus Sonalan preplant incorporated if furrow irrigation is used or when a period of dry weather after application is expected. If soybeans are planted on beds, apply and incorporate the tank-mixture after bed formation.

Mixing: Refer to the "General Information" section in the front of this label.

Application: Sonalan should be uniformly applied and thoroughly mixed into the soil within 2 days after application. For specific application information, refer to the "Application" under "General Information" section in the front of this label.

SPECIAL PRECAUTIONS (METRI DF plus Sonalan): For additional precautions, restrictions, limitations, incorporation, and sprayer cleanup information, refer to the appropriate sections of this label and the Sonalan label.

For black nightshade control, refer to the Sonalan label for specific rates and application instructions.

BROADCAST RATES		
SOIL TEXTURE	METRI DF Lb/Acre	Sonalan 3EC Pt/Acre
COARSE ¹ (Sandy loam, loamy sand)	1/3	1-1/4 to 2
MEDIUM ³ (Loam, silt loam, silt, sandy clay, sandy clay loam)	1/2	1-3/4 to 2-1/2
FINE ³ (Silty clay, silty clay loam ² , clay, clay loam)	2/3	2-1/4 to 3

¹ Do not use on coarse soils with less than 1% organic matter.

(continued on next page)

15/69

²Silty clay loams soils are transitional soils and may be classified as medium textured soils in some regions of the U.S.

³For control of lambsquarters, redroot pigweed, wild mustard, and green and yellow foxtails on alkaline (calcareous) soils in Minnesota, Nebraska, South Dakota, and North Dakota only, apply METRI DF at rates of 1/3 lb/acre on medium soils and 1/3 to 1/2 lb/acre on fine soils regardless of soil organic matter percentage (use 1/2 lb only where soil pH is less than 7.5 and weed pressure is heavy). The 1/3 lb rate of METRI DF in tank-mix combination with Sonalan can be applied regardless of soil pH. For control of other weeds not listed on the label, use METRI DF at full rates recommended in the table above, **but note that crop injury may occur on soils having a calcareous surface area or a pH of 7.5 or higher.**

METRI DF plus TREFLAN™

METRI DF and Treflan Overlay Application: METRI DF may be applied as a pre-emergence broadcast or band overlay application following a preplant incorporated treatment of Treflan. Consult the Treflan label for specific directions for use, recommendations, restrictions and any additional weeds not specified on this label.

METRI DF plus Treflan Tank-mix Application: A single application of a tank-mix combination of METRI DF and Treflan EC will control more broadleaf and grass weeds in soybeans than when either herbicide is used alone.

Prepare the soil surface by deep plowing, offset disking or tandem disking prior to the application of the herbicide combination. The soil surface should be well prepared and free of clods and trash.

This METRI DF plus Treflan tank-mix combination may be applied and incorporated into the soil up to 10 days before planting.

Mixing: Refer to the "General Information" section in the front of this label.

Application: For specific application information refer to the "General Information" section in the front of this label.

Apply METRI DF plus Treflan to the soil surface and incorporate in the same operation, if possible. Variable weed control may result from delayed incorporation if METRI DF plus Treflan are applied to a wet, warm soil surface or if the wind velocity is 10 miles per hour or higher. Use machinery that mixes METRI DF plus Treflan thoroughly with the soil. Incorporation may be delayed up to 24 hours after application. Shallow incorporation with implements set to cut less than 2 inches deep may result in erratic weed control. Do not use spike or spring-tooth harrows alone for incorporation.

Incorporation Equipment:

1. Set PTO-driven equipment (tillers, cultivators, hoes) to cut 2 to 3 inches deep and space rotors to provide a clean sweep of the soil. PTO equipment should not be operated at a speed greater than 4 miles per hour.
2. Set disk to cut 4 to 6 inches deep and operate twice in different directions at 4 to 6 miles per hour.
3. Set mulch treader and other similar disk-type implements to cut 3 to 4 inches deep and operate twice in different directions at 5 to 8 miles per hour.

For Coarse and Medium Textured Soils Only:

4. Set rolling cultivator to cut 2 to 4 inches deep and operate twice at 6 to 8 miles per hour. Set bed conditions (Do-All) to cut 2 to 4 inches deep and operate at 4 to 6 miles per hour.

BROADCAST RATES		
SOIL TEXTURE	METRI DF Lb Per Acre	Treflan EC Pt Per Acre
COARSE ¹ (Sandy loam, loamy sand)	1/3	1
MEDIUM (Loam, silt loam, silt, sandy clay, sandy clay loam)	1/2	1-1/2
FINE (Silty clay, silty clay loam ² , clay, clay loam) ³	2/3	2

¹Do not use on coarse soils with less than 1% organic matter.

²Silty clay loam soils are transitional soils and may be classified as medium textured soils in some regions of the U.S.

³For control of lambsquarters, redroot pigweed, wild mustard, and green and yellow foxtails on alkaline (calcareous) soils in Minnesota, Nebraska, South Dakota, and North Dakota only, apply METRI DF at rates of 1/3 lb/acre on medium soils and 1/3 to 1/2 lb/acre on fine soils regardless of soil organic matter percentage (use 1/2 lb only where soil pH is less than 7.5 and weed pressure is heavy). The 1/3 lb rate of METRI DF in tank-mix combination with Treflan can be applied regardless of soil pH. For control of other weeds listed on the label use METRI DF at full rates recommended in the table above, **but note that crop injury may occur on soils having a calcareous surface area or a pH of 7.5 or higher.**

16/62

SPECIAL PRECAUTIONS (METRI DF plus Treflan): Seedling disease, cold weather, excessive moisture, high salt concentration or drought may weaken soybean seedlings and increase possibility of damage from the tank-mix. Do not plant soybeans deeper than 2 inches.

In the Central United States, do not plant sorghum or oats for 12 months where the tank-mix has been applied unless 20 inches or more of irrigation and/or rainfall (total) was used to produce the crop. If less than 20 inches total water was used to produce the crop during the year, do not plant either crop for 18 months after the tank-mix application. Cool, wet weather conditions during the early stage of growth may increase the possibility of injury to sorghum.

For additional precautions, restrictions, limitations and sprayer cleanup information refer to the appropriate section of this label. Do not use this tank-mix combination on soils containing charcoal in Arkansas, Louisiana and Mississippi.

METRI DF plus METOLACHLOR or S-METOLACHLOR

METRI DF plus Metolachlor or S-Metolachlor Overlay Application: Apply a preplant incorporated treatment of Metolachlor or S-Metolachlor as directed on that product label for use on soybeans. Follow with a pre-emergence treatment of METRI DF as directed on this label for use on soybeans.

METRI DF Plus Metolachlor or S-Metolachlor Tank-mix Applications

Preplant Incorporated Application: Incorporate the tank-mixture into the top 2 inches of soil within 14 days before planting using a disk, harrow, rolling cultivator, or similar implement.

Apply METRI DF plus Metolachlor or S-Metolachlor preplant incorporated if furrow irrigation is used or when a period of dry weather after application is expected. If soybeans are planted on beds, apply and incorporate the tank-mixture after bed formation.

Pre-emergence Application: Dry weather following pre-emergence application of METRI DF plus Metolachlor or S-Metolachlor tank-mixture may reduce effectiveness. If weeds develop, cultivate uniformly with shallow tillage equipment such as a rotary hoe that will not damage soybeans.

Mixing Instructions: Refer to the, "General Information" section in the front of this label.

BROADCAST RATES		
METRI DF plus METOLACHLOR or S-METOLACHLOR Tank-mix Pre-emergence Applications		
0.5% to 3% ORGANIC MATTER		
SOIL TEXTURE	METRI DF Lb/Acre	METOLACHLOR or S-METOLACHLOR Pt/Acre
COARSE ¹ (Loamy sand, sandy loam)	1/3	0.8
MEDIUM (Loam, silt loam, silt)	1/2	1
FINE (Silty clay loam ² , sandy clay loam, silty clay, sandy clay, clay loam, clay)	2/3	1.3
MISSISSIPPI DELTA ONLY (Silty clay, clay)	1	1.3
Over 3% ORGANIC MATTER		
COARSE ¹ (Loamy sand, sandy loam)	1/2	1
MEDIUM (Loam, silt loam, silt)	2/3	1.3
FINE (Silty clay loam ² , sandy clay loam, silty clay, sandy clay, clay loam, clay)	2/3 to 5/6	1.3 to 1.7
MISSISSIPPI DELTA ONLY (Silty clay, clay)	1	1.3 to 1.7
¹ Do not use on sand soils. Do not apply METRI DF and Metolachlor or S-Metolachlor overlay or tank-mix pre-emergence on loamy sand with less than 2% organic matter.		
² Silty clay loam soils are transitional soils and may be classified as medium textured soils in some regions of the U.S.		

17/62

BROADCAST RATES		
METRI DF plus METOLACHLOR or S-METOLACHLOR Tank-mix Preplant Incorporated Applications		
0.5% to Less Than 3% ORGANIC MATTER		
SOIL TEXTURE	METRI DF Lb/Acre	METOLACHLOR or S-METOLACHLOR Pt/Acre
COARSE ¹ (Loamy sand, sandy loam)	1/3	0.8
MEDIUM (Loam, silt loam, silt)	1/2	1
FINE (Silty clay loam ² , sandy clay loam, silty clay, sandy clay, clay loam, clay)	2/3	1.3
MISSISSIPPI DELTA ONLY (Silty clay, clay)	1	1.3
3% or Greater ORGANIC MATTER		
COARSE ¹ (Loamy sand, sandy loam)	1/3	1
MEDIUM (Loam, silt loam, silt)	1/2	1.3
FINE (Silty clay loam ² , sandy clay loam, silty clay, sandy clay, clay loam, clay)	2/3	1.3 to 1.7
MISSISSIPPI DELTA ONLY (Silty clay, clay)	2/3 to 5/6	1.3 to 1.7

¹ Do not use on sand soils. Do not apply METRI DF plus Metolachlor or S-Metolachlor tank-mix preplant incorporated on sand or loamy sand with less than 2% organic matter or crop injury may occur.
² Silty clay loam soils are transitional soils and may be classified as medium textured soils in some regions of the U.S.

SPECIAL PRECAUTIONS (METRI DF and Metolachlor or S-Metolachlor):
 For additional precautions, restrictions, limitations, and sprayer cleanup information refer to the appropriate sections of this label and the Metolachlor or S-Metolachlor label.

METRI DF plus PROWL®

METRI DF plus Prowl Overlay Application: Apply a preplant incorporated treatment of Prowl as directed on that product label for use on soybeans. Follow with a pre-emergence treatment of METRI DF as directed on this label for use on soybeans.

METRI DF plus Prowl Tank-mix Application
Preplant Incorporated Application: Prepare the soil by plowing or disking to mix previous crop residues into the soil to a depth of 4 to 6 inches.

For specific application information refer to the "General Information" section in the front of this label. Incorporate the tank-mixture into the top 1 or 2 inches of soil within 7 days after application according to label directions for Prowl. Mechanical incorporation is not required if a rain of one-quarter inch or more occurs within 7 days after application. Soybeans must be planted no later than 7 days after application of the tank-mixture.

Pre-emergence Application: Except for minimum and no-tillage systems, the seed bed should be firm and free of trash and clods.

For specific application information refer to the "General Information" section in the front of this label. Do not apply Prowl pre-emergence north of Interstate 80. This application must be made after planting and before crop emergence. Do not incorporate.

If cultivation is necessary because of soil crusting, soil compaction or weed germination before rain or irrigation, use shallow tilling equipment such as a rotary hoe that does not damage soybeans.

Mixing Instructions: Refer to the "General Information" section in the front of this label.

For information on applying METRI DF in fluid or dry fertilizer refer to the "Application Of METRI DF In Fluid Fertilizers" or "Commercial Impregnation And Application Of METRI DF On Dry Bulk Fertilizer" under the "General Information" section in the front of this label.

SOUTHERN STATES AND EASTERN COASTAL PLAINS

For use only in Alabama, Arkansas, Florida, Georgia, Louisiana, Mississippi, North Carolina, Oklahoma, South-eastern Missouri "Bootheel" Region and Coastal Plains of Delaware*, Maryland*, New Jersey* and Virginia*.

18/62

*METRI DF plus Prowl is not recommended for use on soils with less than 2% organic matter in the coastal plain of New Jersey or the Delmarva Peninsula.

BROADCAST RATES		
METRI DF plus Prowl Tank-mix Applications		
SOIL TEXTURE	METRI DF Lb/Acre	Prowl Pt/Acre
COARSE ¹ (Sandy loam, loamy sand)	1/3	1-1/2
MEDIUM (Loam, silt loam, silt, sandy clay, sandy clay loam)	1/2	1-1/2
FINE (Silty clay, silty clay loam ² , clay, clay loam)	2/3	1-1/2 to 2

¹ Do not use on sand soils. Do not use on loamy sand or sandy loam containing less than 1% organic matter.
² Silty clay loam soils are transitional soils and may be classified as medium textured soils in certain regions of the U.S.

Do not use on muck or peat soils.

NORTHEASTERN AND NORTH CENTRAL STATES

For use only in Illinois, Indiana, Iowa, Kansas, Kentucky, Michigan, Minnesota, Nebraska, New York, North Dakota, Ohio, Pennsylvania, South Dakota, Wisconsin and Missouri (except the "Bootheel" Region).

BROADCAST RATES		
METRI DF plus Prowl Tank-mix Applications		
1/2 to 3% ORGANIC MATTER		
SOIL TEXTURE	METRI DF Lb/Acre	Prowl Pt/Acre
COARSE ¹ (Sandy loam, loamy sand)	1/3	1
MEDIUM (Loam, silt loam, sandy clay, sandy clay loam)	1/2	1-1/2 to 2
FINE (Silty clay, silty clay loam ² , clay, clay loam)	1/2 to 2/3	1-1/2 to 2
Over 3% ORGANIC MATTER		
COARSE ¹ (Sandy loam, loamy sand)	1/2	1-1/2
MEDIUM (Loam, silt loam, sandy clay, sandy clay loam)	1/2 to 2/3	1-1/2 to 2
FINE (Silty clay, silty clay loam ² , clay, clay loam)	2/3 to 5/6	2 to 2-1/2

¹ Do not use on sand soils. Do not use on loamy sand or sandy loam containing less than 1% organic matter. Where a range of rates is shown for medium and fine soils, use the higher rate if heavy weed infestations are anticipated.
² Silty clay loam soils are transitional soils and may be classified as medium textured soils in some regions of the U.S.

Do not use on muck or peat soils.

SPECIAL PRECAUTIONS (METRI DF plus Prowl): Soil incorporation deeper than recommended will reduce weed control and can result in crop injury.

For additional precautions, restrictions, limitations, and sprayer cleanup information, refer to the appropriate sections of this label and the Prowl label.

19/62

METRI DF plus LASSO®

METRI DF plus Lasso Tank-mix Application:

PRE-EMERGENCE

METRI DF may be used in a tank-mix combination with Lasso as a pre-emergence band or broadcast application to soybeans in accordance with the specified soil types and dosages recommended.

For specific information regarding spray equipment, dilution rates, mixing, directions for use, methods of application, limitations and restrictions refer to the appropriate section of this label.

Refer to the Lasso label for pertinent recommendations, directions for use, restrictions and any additional weeds not specified on this label.

Do not use on muck soils.

RECOMMENDED APPLICATIONS			
METRI DF plus Lasso Tank-mix Pre-emergence Application (Broadcast Rates)			
1/2 to 3% Organic Matter			
SOIL TEXTURE	METRI DF Lb/Acre	Plus	Lasso Qt/Acre
COARSE¹ (Sandy loam)	1/3	plus	1-1/2 to 2
MEDIUM² (Loam, silt loam, silt, sandy clay, sandy clay loam)	1/2	plus	1-1/2 to 2
FINE² (silty clay, silty clay loam ³ , clay, clay loam)	2/3	plus	2
MISSISSIPPI DELTA ONLY (Silty clay to heavy clay)	1-1/3	plus	2 to 2-1/2
Greater than 3% Organic Matter			
COARSE¹ (Sandy loam)	1/2	plus	1-1/2 to 2
MEDIUM² (Loam, silt loam, silt, sandy clay, sandy clay loam)	2/3	plus	1-1/2 to 2
FINE² (silty clay, silty clay loam ³ , clay, clay loam)	2/3 to 5/6	plus	2 to 2-1/2
MISSISSIPPI DELTA ONLY (Silty clay to heavy clay)	1-1/3	plus	2 to 2-1/2

¹ Do not use METRI DF plus Lasso on sand or loamy sand soils with less than 2% organic matter.

² For control of lambsquarters, redroot pigweed, wild mustard, green and yellow foxtails on alkaline (calcareous) soils in Minnesota, Nebraska, South Dakota, and North Dakota only, apply METRI DF at rates of 1/3 lb/acre on medium soils and 1/3 to 1/2 lb/acre on fine soils regardless of soil organic matter percentage (use 1/2 lb only where soil pH is less than 7.5 and weed pressure is heavy). The 1/3 lb/acre rate of METRI DF in tank-mix combination with Lasso can be applied regardless of soil pH. For control of other weeds use METRI DF at full rates recommended in the table above, **but note that crop injury may occur on soils having a calcareous surface area or a pH of 7.5 or higher.**

³ Silty clay loam soils are transitional soils and may be classified as medium textured soils in some regions of the U.S.

PREPLANT INCORPORATED: For specific application information refer to the "General Information" section in the front of this label.

Apply METRI DF plus Lasso preplant incorporated if furrow irrigation is used or when a period of dry weather after application is expected. If soybeans are planted on beds, apply and incorporate the tank-mixture after bed formation. Apply within 7 days prior to planting and shallowly incorporate into the upper 1 to 2 inches of soil.

Do not use on muck soils.

20/62

RECOMMENDED APPLICATIONS		
METRI DF plus Lasso Tank-mix Preplant Incorporated Applications (Broadcast Rates)		
SOIL TEXTURE	METRI DF Lb/Acre	Lasso Qt/Acre
COARSE ¹ (Loamy sand [over 2% organic matter], sandy loam)	1/3	2 to 2-1/2
MEDIUM (Loam, silt loam, silt)	1/2	2-1/2 to 3
FINE (Silty clay loam ² , sandy clay loam, silty clay, sandy clay, clay loam, clay)	2/3	2-1/2 to 3
MISSISSIPPI DELTA ONLY (Silty clay, clay)	2/3 to 5/6	2-1/2 to 3

¹ Do not use METRI DF plus Lasso on sand or loamy sand soils with less than 2% organic matter.
² Silty clay loam soils are transitional soils and may be classified as medium textured soils in some regions of the U.S.

SPECIAL PRECAUTIONS (METRI DF plus Lasso): For additional precautions, restrictions, limitations and sprayer cleanup information, refer to the appropriate sections of this label and the Lasso label.

METRI DF plus COMMAND®

METRI DF may be applied in combination with Command 4EC as a preplant or shallow incorporated application for the control of certain weeds in soybeans. Consult the Command 4EC label for specific directions for use, recommendations, restrictions and any additional weeds not specified on this label.

Mixing: Refer to the "General Information" section in the front of this label.

Application: METRI DF plus Command 4EC may only be applied with ground equipment as a preplant or shallow incorporated application. METRI DF plus Command 4EC should be immediately incorporated into the top 1 to 3 inches after application unless surface is dry. On dry soils, incorporate into the top 1-3 inches within 3 hours of tank-mix application.

Do not apply this tank-mix within 1,000 feet of towns and subdivisions, commercial vegetable, fruit, nurseries or greenhouse operations.

A minimum of 15 gallons spray volume per acre is recommended with appropriate nozzle types and sizes to produce a coarse spray droplet. The use of an approved agricultural drift reducing additive is recommended for application volumes of 15-40 gallons per acre. The use of an approved agricultural drift reducing additive is required at spray volumes of 10 to 15 gallons per acre.

NOTE: Off-site movement of Command spray drift or vapors can cause foliar whitening or yellowing of some vegetation. Prior to application of Command, read and strictly follow all precautions and application instructions as set forth in that label.

For additional information on application, refer to the "General Information" section in the front of this label and the Command label.

WEEDS CONTROLLED			
Bristly Starbur Carpetweed Copperleaf Florida Beggarweed Florida Pusley	Galinsoga Jimsonweed Knotweed Lambsquarters Pigweeds	Prickly Sida/Teaweed Purslane Common Ragweed Redweed Sesbania	Smartweeds Spurred Anoda Velvetleaf Venice Mallow Wild Mustards
Barnyardgrass* Bluegrass Broadleaf Signalgrass	Crabgrass* Foxtails (Green, Giant, Yellow*, Robust Purple)	Goosegrass Johnsongrass (seedling)* Fall Panicum*	Texas Panicum Witchgrass

*Use 2 pt/A Command 4EC on coarse and medium textured soils with high populations of these weeds.

2/1/68

RECOMMENDED APPLICATIONS		
METRI DF plus Command 4EC Tank-mix Preplant Incorporated Application (Broadcast Rates)		
0.5% to 3% ORGANIC MATTER		
SOIL TEXTURE ¹	METRI DF Lb/Acre	Command 4EC Pt/Acre
COARSE² (Sandy loam, loamy sand)	1/3	1-1/2 to 2
MEDIUM (Loam, silt loam, silt, sandy clay, sandy clay loam)	1/3 to 1/2	1-1/2 to 2
FINE (Silty clay, silty clay loam ³ , clay, clay loam)	1/3 to 1/2	1-1/2 to 2
Over 3% ORGANIC MATTER		
COARSE² (Sandy loam, loamy sand)	1/3	1-1/2 to 2
MEDIUM (Loam, silt loam, silt, sandy clay, sandy clay loam)	1/3 to 1/2	1-1/2 to 2
FINE (Silty clay, silty clay loam ³ , clay, clay loam)	1/2 to 2/3	1-1/2 to 2

¹ Crop injury may occur on soils having a calcareous surface area or a pH of 7.1 or higher.
² Do not use on coarse soils with less than 1% organic matter.
³ Silty clay loam soils are transitional soils and may be classified as medium textured soils in some regions of the U.S.

SPECIAL PRECAUTIONS (METRI DF plus Command): Do not rotate to wheat, oats, barley, rye, alfalfa or seed corn in the fall of the year of application or in the spring of the following year as crop injury may occur. Do not apply when weather conditions favor drift. Do not use treated vines for feed or forage. Observe all cautions and limitations on labeling of all products used in mixtures. Do not apply aerially or through irrigation equipment.

METRI DF plus COMMENCE®

METRI DF plus Commence Tank-mix Early Preplant Incorporated Application: METRI DF in a tank-mix with Commence 5.25 EC may be applied broadcast preplant incorporated up to 30 days before planting soybeans for the control of certain broadleaf weeds and grasses. Refer to the Commence herbicide label for additional directions for use, weeds controlled, recommendations, restrictions and limitations not specified on this label.

Mixing: Refer to the "General Information" section on this label.
Application: For information on applying METRI DF, refer to the "General Information" section on this label.

RECOMMENDED APPLICATIONS		
METRI DF plus Commence 5.25 EC Tank-mix Early Preplant Incorporated Application ^a		
1/2 to 3% ORGANIC MATTER		
SOIL TEXTURE	METRI DF Lb/Acre	Commence 5.25 EC Pt/Acre
COARSE^b	1/2	1-1/3 to 2
MEDIUM	2/3	2 to 2-1/4
FINE	2/3	2-2/3
Over 3% ORGANIC MATTER		
COARSE^b	1/2	1-1/3 to 2
MEDIUM	2/3	2 to 2-1/4
FINE	1	2-2/3

^a For use on soils with a pH of 7.5 or lower.
^b Do not use on coarse soils with less than 1% organic matter.

Restrictions and Limitations: Do not apply aerially or through irrigation equipment. Do not apply when weather conditions favor drift. Do not allow sprays to drift onto adjacent desirable plants. Do not use treated vines for feed or forage. Do not rotate to wheat, oats, barley, rye, alfalfa or seed corn in the fall of the year of application or in the spring of the following year as crop injury may occur.

22/62

METRI DF plus Commence Tank-mix Preplant Incorporated: METRI DF may be tank-mixed with Commence 5.25 EC for preplant incorporated application to control certain weeds in soybeans. Refer to the "General Information" section of this label for information on mixing, application, restrictions, special precautions and weeds controlled by METRI DF. See appropriate sections of the Commence 5.25 EC herbicide label for additional precautionary statements, directions for use, recommendations and additional weeds controlled.

RECOMMENDED APPLICATIONS		
METRI DF plus Commence Tank-mix Preplant Incorporated Application (Broadcast Rates)		
1/2 to 3% ORGANIC MATTER		
SOIL TEXTURE	METRI DF Lb/Acre	Commence 5.25 EC Pt/Acre
COARSE ² (Sandy loam, loamy sand)	1/3	1-1/3 to 2
MEDIUM (Loam, silt loam, silt, sandy clay, sandy clay loam)	1/3 to 1/2	2 to 2-1/4
FINE (Silty clay, silty clay loam ³ , clay, clay loam)	1/3 to 1/2	2-2/3
Over 3% ORGANIC MATTER		
COARSE ² (Sandy loam, loamy sand)	1/3	1-1/3 to 2
MEDIUM (Loam, silt loam, silt, sandy clay, sandy clay loam)	1/3 to 1/2	2 to 2-1/4
FINE (Silty clay, silty clay loam ³ , clay, clay loam)	1/2 to 2/3	2-2/3

¹ Crop injury may occur on soils having a calcareous surface area or a pH of 7.1 or higher.
² Do not use on coarse soils with less than 1% organic matter.
³ Silty clay loam soils are transitional soils and may be classified as medium textured soils in some regions of the U.S.

SPECIAL PRECAUTIONS (METRI DF plus Commence): Do not rotate to wheat, oats, barley, rye, alfalfa or seed corn in the fall of the year of application or in the spring of the following year as crop injury may occur.

Do not apply when weather conditions favor drift. Do not use treated vines for feed or forage. Do not apply aerially or through irrigation equipment.

Do not allow sprays to drift onto adjacent desirable plants.

METRI DF plus FREEDOM®

METRI DF may be tank-mixed with Freedom 3 EC for preplant incorporated application to control certain weeds in soybeans. Refer to the "General Information" section of this label for information on mixing, application, restrictions, special precautions and weeds controlled by METRI DF. See appropriate sections of the Freedom 3 EC herbicide label for additional precautionary statements, directions for use, recommendations and additional weeds controlled.

Do not use on muck soils.

Do not allow sprays to drift onto adjacent desirable plants.

RECOMMENDED APPLICATIONS			
METRI DF plus Freedom Tank-mix Preplant Incorporated Application (Broadcast Rates)			
1/2 to 3% ORGANIC MATTER			
SOIL TEXTURE	METRI DF Lb/Acre	Plus	Freedom 3 EC Qt/Acre
COARSE ¹ (Sandy loam)	1/3	Plus	2-3/4 to 3-1/2
MEDIUM ² (Loam, silt loam, silt, sandy clay, sandy clay loam)	1/2	Plus	2-3/4 to 3-1/2
FINE ² (Silty clay, silty clay loam ³ , clay, clay loam)	2/3	Plus	3-1/2 to 4
MISSISSIPPI DELTA ONLY (Silty clay to heavy clay)	1-1/3	Plus	3-1/2 to 4-1/2

(continued on next page)

23/02

RECOMMENDED APPLICATIONS			
METRI DF plus Freedom Tank-mix Preplant Incorporated Application (Broadcast Rates)			
Greater than 3% ORGANIC MATTER			
SOIL TEXTURE	METRI DF Lb/Acre	Plus	Freedom 3 EC Qt/Acre
COARSE ¹ (Sandy loam)	1/2	Plus	3 to 3-1/2
MEDIUM ² (Loam, silt loam, silt, sandy clay, sandy clay loam)	2/3	Plus	3-1/2 to 4
FINE ² (Silty clay, silty clay loam ³ , clay, clay loam)	2/3 to 5/6	Plus	3-1/2 to 4-1/2
MISSISSIPPI DELTA ONLY (Silty clay to heavy clay)	1-1/3	Plus	3-1/2 to 4-1/2

¹ Do not use METRI DF plus Freedom on sand or loamy sand soils with less than 2% organic matter.

² For control of lambsquarters, redroot pigweed, wild mustard, green and yellow foxtails on alkaline (calcareous) soils in Minnesota, Nebraska, South Dakota, and North Dakota only, apply METRI DF at rates of 1/3 lb/acre on medium soils and 1/3 to 1/2 lb/acre on fine soils regardless of soil organic matter percentage (use 1/2 lb only where soil pH is less than 7.5 and weed pressure is heavy). The 1/3 lb/acre rate of METRI DF in tank-mix combination with Freedom can be applied regardless of soil pH. For control of other weeds use METRI DF at full rates recommended in the table above, **but note that crop injury may occur on soils having a calcareous surface area or a pH of 7.5 or higher.**

³ Silty clay loam soils are transitional soils and may be classified as medium textured soils in some regions of the U.S.

METRI DF plus CANOPY® plus a Grass Herbicide

A tank-mix combination of METRI DF plus Canopy 75 DF plus a registered and recommended grass herbicide (Metolachlor or S-Metolachlor, Lasso, Prowl, Sonalan or Treflan) is recommended for control of the following weeds in soybeans:

WEEDS CONTROLLED			
Annual Broadleaves			
Bristly Starbur	Galinsoga	Prickly Sida/Teaweed	Shepherdspurse
Carpetweed	Jimsonweed	Purslane	Smartweed
Cocklebur	Knotweed	Ragweed, Common	Spurred Anoda
Copperleaf, Hophornbeam	Kochia	Redweed	Velvetleaf
Florida Beggarweed	Lambsquarters	Russian Thistle	Venice mallow
Florida Pusley	Pigweed	Sesbania	Wild mustard
Annual Grasses			
Barnyardgrass	Crabgrass	Johnsongrass (seedling)	Sandbur
Bluegrass	Crowfootgrass	Junglerice	Sprangletop
Broadleaf signalgrass	Foxtails	Panicum, Fall	Stinkgrass
Browntop Millet	Goosegrass	Panicum, Texas	

Tank-mix combinations which include Metolachlor or S-Metolachlor, Lasso or Prowl can be applied pre-emergence broadcast or preplant incorporated broadcast. When Sonalan or Treflan are used in the tank-mix, apply preplant incorporated broadcast. Refer to the table below for recommended rates of each product to be used in tank-mix combinations:

24/62

RECOMMENDED APPLICATIONS			
METRI DF plus Canopy 75 DF plus a Grass Herbicide (Broadcast Rates)			
Product	SOIL TEXTURE ¹		
	COARSE ²	MEDIUM	FINE
METRI DF (Lb/Acre)	1/3	1/3 to 1/2 ³	1/2 to 2/3 ³
Canopy DF (Oz/Acre)	3	3	3 to 4
Treflan (Pt/Acre)	1	1-1/2	2
Metolachlor, S-Metolachlor (Pt/Acre)	0.8 to 1	1 to 1.3	1.3 to 1.7
Prowl (Pt/Acre)	1-1/2	1-1/2 to 2	1-1/2 to 2-1/2
Lasso (Qt/Acre)	2 to 2-1/2	2-1/2 to 3	2-1/2 to 3
Sonalan (Pt/Acre)	1-1/4 to 2	1-1/4 to 2-1/2	2-1/4 to 3

¹ Do not use on soils with a pH greater than 7.0.
² Refer to "Soil Texture" paragraph on this label for specific soil classification.
³ Use the lower rate of METRI DF in preplant incorporated tank-mix as in those situations where soils within a field vary extremely in texture or organic matter content.

IMPORTANT: If weeds escape in fields treated with these tank-mix combinations, postemergence application of a registered and recommended herbicide will be needed for control.

Refer to the "General Information" section of this label for mixing and application directions.

SPECIAL PRECAUTIONS: For additional precautions, restrictions, limitations and sprayer cleanup information, refer to the appropriate sections of the labels for METRI DF and Canopy 75 DF.

Do not use treated vines for feed or forage.

METRI DF plus COMMAND® plus a Grass Herbicide

METRI DF may be applied with Command 4EC and a grass herbicide (Treflan, Lasso, Metolachlor, S-Metolachlor, Prowl or Sonalan) for the control of certain broadleaf weeds and grasses in soybeans. This combination will provide improved control of heavy infestations of velvetleaf, jimsonweed and common ragweed. METRI DF and Command 4EC plus a grass herbicide may be applied preplant incorporated broadcast. Consult the Command, Treflan, Lasso, Metolachlor, S-Metolachlor, Prowl or Sonalan labels for specific directions for use, recommendations, restrictions and additional weeds controlled not specified on this label.

Mixing: Refer to the "General Information" section in the front of this label.

Application: For specific application information, refer to the "General Information" section in the front of this label.

WEEDS CONTROLLED			
Annual Broadleaves			
Bristly Starbur Carpetweed Copperleaf, Hophornbeam Florida Beggarweed Florida Pusley Galinsoga Jimsonweed	Knotweed Kochia Lambsquarters Pigweeds Prickly Sida/Teaweed Purslane	Ragweed, Common Redweed Russian Thistle Sesbania Shepherdspurse Sicklepod	Smartweeds Spotted spurge Spurred Anoda Velvetleaf Venice mallow Wild Mustard
Annual Grasses			
Barnyardgrass Bluegrass Broadleaf signalgrass	Browntop Millet Crabgrass Crowfootgrass	Foxtails Goosegrass Johnsongrass (seedling)	Panicum, Fall Witchgrass

METRI DF and Command plus Treflan, Lasso, Metolachlor, S-Metolachlor, Prowl or Sonalan will provide suppression (reduce the competition) of cocklebur and sunflower.

25/62

RECOMMENDED APPLICATIONS
METRI DF plus Command plus a Grass Herbicide (Broadcast Rates)

Product	SOIL TEXTURE ¹		
	COARSE	MEDIUM	FINE
METRI DF (Lb/Acre)	1/3	1/3 to 1/2 ³	1/2 to 2/3 ³
Command 4EC ³ (Pt/Acre)	1/2 to 3/4	1/2 to 3/4	1/2 to 3/4
Treflan (Pt/Acre)	1	1-1/2	2
Metolachlor, S-Metolachlor (Pt/Acre)	0.8 to 1	1 to 1.3	1.3 to 1.7
Prowl (Pt/Acre)	1-1/2	1-1/2 to 2	1-1/2 to 2-1/2
Lasso (Qt/Acre)	2 to 2-1/2	2-1/2 to 3	2-1/2 to 3
Sonalan (Pt/Acre)	1-1/4 to 2	1-3/4 to 2-1/2	2-1/4 to 3

¹ Refer to "Soil Texture" paragraph on this label for specific soil classification. On coarse textured soils **with a calcareous surface area or a pH of 7.5 or higher**, do not use on loamy sand or sandy loam soils with less than 1% organic matter.

² The higher rate of METRI DF is recommended for the control of sicklepod and hemp sesbania. Use the lower rate of METRI DF in the preplant incorporated tank-mix **on soils having a calcareous surface area or a pH of 7.5 or higher**, and in those situations where soils within a field vary extremely in texture or organic matter content.

³ Higher rate is recommended under moderate to heavy weed infestations.

METRI DF plus SCEPTER[®] plus a Grass Herbicide

METRI DF may be applied with Scepter herbicide and a grass herbicide (Treflan, Lasso, Metolachlor, S-Metolachlor, Prowl or Sonalan) for the control of certain broadleaf weeds and grasses in soybeans. METRI DF and Scepter plus Treflan or Sonalan may be applied preplant incorporated broadcast. METRI DF and Scepter plus Lasso, Metolachlor, S-Metolachlor or Prowl may be applied preplant incorporated, pre-emergence broadcast or in a band application.

Mixing: Refer to the "General Information" section in the front of this label.

Application: For specific application information, refer to the "General Information" section in the front of this label.

Weeds Controlled: METRI DF plus Scepter plus Treflan, Lasso, Metolachlor, S-Metolachlor, Prowl or Sonalan will control the following broadleaf weeds and grasses:

Annual Broadleaves			
Bristly Starbur	Galinsoga	Prickly Sida/Teaweed	Smartweeds
Buffalobur	Jimsonweed	Purslane	Spotted spurge
Carpetweed	Knotweed	Ragweed, Common	Spurred Anoda
Cocklebur	Kochia	Russian Thistle	Sunflower
Coffee Senna	Lambsquarters	Sesbania	Velvetleaf
Copperleaf, Hophornbeam	Morningglory, pitted	Shepherdspurse	Venice mallow
Florida Beggarweed	Morningglory, smallflower	Sicklepod	Wild Mustard
Florida Pusley	Pigweeds		
Annual Grasses			
Barnyardgrass	Browntop Millet	Foxtails	Panicum, Fall
Bluegrass	Crabgrass	Goosegrass	Witchgrass
Broadleaf signalgrass	Crowfootgrass	Johnsongrass (seedling)	

METRI DF and Scepter plus Treflan, Lasso, Metolachlor, S-Metolachlor, Prowl or Sonalan will suppress (reduce the competition of) ivyleaf and tall morningglory, and red rice.

26/62

METRI DF plus SCEPTER plus a Grass Herbicide (Broadcast Rates)			
Product	SOIL TEXTURE¹		
	COARSE²	MEDIUM	FINE
METRI DF (Lb/Acre)	1/3	1/3 to 1/2 ³	1/2 to 2/3 ³
Scepter (1.5 lb/Gal liquid ³ Pt/A)	1/3 to 1/2 -or-	1/3 to 1/2	1/3 to 1/2
Scepter 70 DG ³ (Oz/A)	1.4 to 2.1	1.4 to 2.1	1.4 to 2.1
Treflan (Pt/Acre)	1	1-1/2	2
Metolachlor, S-Metolachlor (Pt/Acre)	0.8 to 1	1 to 1.3	1.3 to 1.7
Prowl (Pt/Acre)	1-1/2	1-1/2 to 2	1-1/2 to 2-1/2
Lasso (Qt/Acre)	2 to 2-1/2	2-1/2 to 3	2-1/2 to 3
Sonalan (Pt/Acre)	1-1/4 to 2	1-3/4 to 2-1/2	2-1/4 to 3

¹ Refer to "Soil Texture" paragraph on this label for specific soil classification. On coarse textured soils **with a calcareous surface area or a pH of 7.5 or higher**, do not use on loamy sand or sandy loam soils with less than 1% organic matter.

² The higher rate of METRI DF is recommended for pre-emergence tank-mix application and for the control of sicklepod and hemp sesbania. Use the lower rate of METRI DF in the preplant incorporated tank-mix **on soils having a calcareous surface area or a pH of 7.5 or higher**, and in those situations where soils within a field vary extremely in texture or organic matter content.

³ Higher rate is recommended under moderate to heavy weed infestations.

METRI DF plus PURSUIT® plus a Grass Herbicide

METRI DF may be tank-mixed with Pursuit herbicide and a registered and recommended grass herbicide (Metolachlor, S-Metolachlor, Lasso, Prowl, Sonalan or Treflan) for control of certain broadleaf and grass weeds in soybeans. Refer to the product labels for Pursuit, Metolachlor, S-Metolachlor, Lasso, Prowl, Sonalan or Treflan for additional directions for use, recommendations, restrictions and limitations not included on this label.

Tank-mix combinations of METRI DF, Pursuit and Metolachlor, S-Metolachlor, Lasso or Prowl can be applied broadcast pre-emergence or preplant incorporated. When the grass herbicide used is Sonalan or Treflan, apply the tank-mix broadcast preplant incorporated.

Mixing and Application: Refer to the "General Information" section of this label for directions on mixing and application of METRI DF.

RECOMMENDED APPLICATIONS		
METRI DF plus Pursuit plus a Grass Herbicide*		
SOIL TEXTURE	METRI DF Lb/Acre	Pursuit Oz/Acre
COARSE	1/3	4
MEDIUM	2/5 to 1/2	4
FINE	1/2 to 2/3	4

* For control of grass weeds, include Metolachlor, S-Metolachlor, Lasso, Prowl, Sonalan or Treflan at label rates in the tank-mix with METRI DF and Pursuit herbicides.

Restrictions and Limitations: Do not apply this tank-mix with aerial or irrigation equipment. Do not apply when weather conditions favor drift, or allow sprays to drift onto adjacent desirable plants. Do not use treated vines for feed or forage. Refer to appropriate sections of the Pursuit herbicide label for restrictions on use area and rotational crops.

Observe all cautions and limitations on the labeling of all products used in mixtures.

METRI DF plus PURSUIT® PLUS Herbicide

METRI DF may be tank-mixed with Pursuit Plus herbicide for broadcast pre-emergence or preplant incorporated application to soybeans for control of certain broadleaf and grass weeds. Refer to the Pursuit Plus herbicide label for additional directions for use, recommendations, restrictions and limitations not included on this label.

Mixing and Application: Refer to the "General Information" section of this label for directions on mixing and application of METRI DF.

27/10/2

RECOMMENDED APPLICATIONS		
METRI DF plus Pursuit Plus Herbicide (Broadcast Rate)		
SOIL TEXTURE	METRI DF Lb/Acre	Pursuit Plus Pt/Acre
COARSE	1/3	2-1/2
MEDIUM	2/5 to 1/2	2-1/2
FINE	1/2 to 2/3	2-1/2

Restrictions and Limitations: Do not apply this tank-mix with aerial or irrigation equipment. Do not apply when weather conditions favor drift, or allow sprays to drift onto desirable plants.

Do not use treated vines for feed or forage.

Refer to appropriate sections of the Pursuit Plus herbicide label for restrictions on use area and rotational crops.

METRI DF plus LINURON plus (Lasso®, Metolachlor or S-Metolachlor)

METRI DF plus Linuron plus (Lasso, Metolachlor or S-Metolachlor) Tank-mix Application: METRI DF may be applied in combination with linuron 50 DF or 4L and Lasso 4, Metolachlor or S-Metolachlor as a pre-emergence application for the control of certain weeds in soybeans. Consult the linuron, Lasso, Metolachlor or S-Metolachlor labels for specific directions for use, recommendations, restrictions and any additional weeds not specified on this label.

Mixing: Refer to the "General Information" section in the front of this label.

Application: Applications can be made only with ground spray equipment in accordance with specified soil types and dosage rates. For specific application information, refer to the "General Information" section in the front of this label.

METRI DF plus Linuron plus (Lasso, Metolachlor or S-Metolachlor)			
Broadcast Rates (0.5 to 3% Organic Matter Only)			
Product	SOIL TEXTURE		
	COARSE ¹ (Sandy, loamy sand, sandy loam)	MEDIUM (Loam, silt loam, silt, sandy clay, sandy clay loam)	FINE (Silty clay, silty clay loam ² , clay, clay loam)
METRI DF (Lb/Acre)	1/6 to 1/4	1/4 to 1/3	1/3 to 1/2
Linuron 50 DF (Lb/Acre) or Linuron 4L (Pt/Acre)	1/3 to 1/2	1/2 to 3/4	3/4 to 1-1/2
Lasso 4 (Qt/Acre)	3/4 to 1	1 to 1-1/2	1-1/4 to 2
or			
Metolachlor, S-Metolachlor (Pt/Acre)	0.7 to 0.8	0.8 to 1	1 to 1.3
¹ Do not use METRI DF plus Linuron plus (Lasso, Metolachlor or S-Metolachlor) on sand soils with less than 1% organic matter.			
² Silty clay loam soils are transitional soils and may be classified as medium textured soils in some regions of the U.S.			

SPECIAL PRECAUTIONS (METRI DF plus Linuron plus [Lasso, Metolachlor or S-Metolachlor]): For additional precautions, restrictions, limitations, and sprayer cleanup information, refer to the appropriate sections of this label and the linuron label and the Lasso, Metolachlor or S-Metolachlor labels.

FOR USE IN COARSE (LIGHT) SOILS in Alabama, Arkansas, Florida, Georgia, Louisiana, Mississippi, Missouri, North Carolina, Oklahoma, South Carolina, Tennessee, Texas, and Virginia.

METRI DF herbicide is recommended alone or in combination with Treflan, Lasso, Metolachlor or S-Metolachlor for use in coarse-textured, low organic matter soils in the states listed above for the control of certain weeds in soybeans. Refer to the appropriate sections of this label and the Treflan, Lasso, Metolachlor or S-Metolachlor label for specific directions for use, recommendations, restrictions and any additional weeds not specified on this label.

Mixing: Refer to the "General Information" section in the front of this label.

Application: For specific application information, refer to the "General Information" section in the front of this label.

28/02

METRI DF (Alone) Pre-emergence Application (Broadcast Rates)		
SOIL TEXTURE	ORGANIC MATTER	METRI DF Lb/Acre
COARSE (LIGHT) SOILS Sand ¹ , Loamy Sandy, Sandy Loam	0.5% or Above	1/3 to 1/2 ²
¹ Not recommended for use on sand with less than 1% organic matter.		
² Use the higher rate under heavy weed pressures and/or on soils higher in organic matter.		

METRI DF in Combination with Other Herbicides: METRI DF is recommended in a tank-mix combination with Treflan as a preplant incorporated application or as a pre-emergence overlay application following a preplant incorporated application of Treflan. METRI DF is also recommended for use as a pre-emergence application in combination with Lasso, Metolachlor or S-Metolachlor.

FOR USE IN COARSE (LIGHT) SOILS 0.5% or Above ORGANIC MATTER (Broadcast Rates)			
SOIL TEXTURE	Combination Product/Acre	Plus	METRI DF Lb/Acre
COARSE (LIGHT) SOILS Sand ¹ , Loamy sand, Sandy loam	Preplant Incorporated Treflan 4EC 1 pt	Plus	1/3 to 1/2 ²
	Pre-emergence Lasso 4E 1-1/2 to 2 qt Metolachlor or S-Metolachlor 0.8 to 1 pt	Plus	1/3 to 1/2 ²
¹ Not recommended for use on sand with less than 1% organic matter.			
² Use the higher rate under heavy weed pressures and/or on soils higher in organic matter.			

SPECIAL PRECAUTIONS: Do not use on sand soils with less than 1% organic matter, or on sandy loam or loamy sand soils with less than 0.5% organic matter.

For additional precautions, restrictions, limitations and sprayer cleanup information, refer to the appropriate sections of this label and the Treflan, Lasso, Metolachlor, S-Metolachlor, Surflan or Amiben labels.

BURNDOWN WEED CONTROL – Field Corn and Soybeans

METRI DF can be used as part of a herbicide program for burndown of existing vegetation prior to crop emergence in conservation tillage systems. METRI DF may be tank-mixed with 2,4-D low volatile ester (LVE), Gramoxone Extra, or Roundup/Roundup Ultra/Touchdown for control of emerged weeds prior to field corn or soybean emergence. METRI DF tank-mixes with 2,4-DB, Fusion, Poast Plus or Select may also be used in soybeans for control of emerged weeds prior to crop emergence. METRI DF burndown tank-mixes can be applied before planting or prior to crop emergence in the following areas:

Field Corn:

Illinois, Indiana, Iowa, Kansas, Kentucky, Michigan, Minnesota, Missouri, Nebraska, Ohio, South Dakota, and Wisconsin.

Soybeans:

All areas for all products except Fusion tank-mixes — see Fusion section of this label for recommended states.

Application: METRI DF may be applied up to 30 days prior to planting or pre-emergence. Apply only by ground equipment when METRI DF is used for burndown of existing vegetation in conservation tillage systems. METRI DF and tank-mix partner burndown rates are listed in the following three tables.

METRI DF BURNDOWN RATES FIELD CORN AND SOYBEANS		
CROPS	APPLICATION TIMING	METRI DF RATE (OZ/A)
Field corn Iowa Kansas Missouri Nebraska South Dakota	Preplant (0 to 30 days)	2 to 5-1/3
	Pre-emergence	

(continued on next page)

29/62

METRI DF BURNDOWN RATES FIELD CORN AND SOYBEANS		
CROPS	APPLICATION TIMING	METRI DF RATE (OZ/A)
Field corn Illinois Indiana Kentucky Michigan Minnesota Ohio Wisconsin	Preplant (10 to 30 days)	2 to 5-1/3
	Preplant (0 to 9 days)	2 to 4
	Pre-emergence	
Soybeans	Preplant (0 to 30 days)	2 to 5-1/3
	Pre-emergence	

SPECIAL PRECAUTIONS: Do not apply these treatments after crop emergence. Observe all precautions and limitations on the labeling of all products used in tank-mixtures. Refer to the "General Information" section of this label for additional information, precautions, and limitations.

Field Corn:

1. Do not apply on coarse textured soils with less than 1.5% organic matter.
2. Do not apply more than 4 oz of METRI DF per acre on soils with less than 2% organic matter.
3. Do not apply on soils having pH 7.0 or greater.
4. Do not apply more than 5-1/3 ounces METRI DF (0.25 pound active ingredient) per acre per growing season.
5. Corn seed should be planted a minimum of 1-1/2 inches deep.
6. METRI DF may only be used in hybrid seed corn production fields if both inbred parents are known to be tolerant to METRI DF.

Soybeans:

1. Apply only 2,4-D low volatile ester formulations which are registered and recommended for preplant or burn-down use in soybeans.
2. Do not apply tank-mixtures containing 2,4-D LVE if wind is blowing toward desired susceptible plants (i.e., cotton, tobacco, tomato, etc.) or when wind speeds exceed 6 miles per hour.

FEEDING RESTRICTIONS: Corn treated with METRI DF may be harvested for silage or grain 60 days after treatment. Soybean vines or hay treated with METRI DF may be grazed or fed to livestock 40 days after application. Do not feed hay, forage, fodder or graze 2,4-D, Select, or Fusion treated vegetation. Follow the most restrictive preharvest interval of all products used in a tank-mixture.

METRI DF PLUS TANK-MIX PARTNER BURNDOWN RATES - FIELD CORN OR SOYBEANS		
PRODUCT	RATE	DIRECTIONS AND REMARKS
METRI DF + 2,4-D LVE	2 to 5-1/3 oz/A* + 1/4 to 1 lb ai/A	In soybeans, apply at least 7 days preplant when using 2,4-D LVE at 1/4 to 1/2 lb ai/A and at least 30 days preplant with rates greater than 1/2 lb ai/A. Include crop oil concentrate (COC) at the rate of 1 gal/100 gal of spray solution (1% v/v). In corn, apply at least 7 days preplant or at least 3 days after planting but before corn emergence.
METRI DF + Gramoxone Extra	2 to 5-1/3 oz/A* + 24 to 48 fl oz/A	Must be applied prior to crop emergence. Use 24 to 32 fluid ounces of Gramoxone Extra for weeds less than 4 inches in height and 32 to 48 fluid ounces when weeds are 4 to 6 inches in height. Apply in 20 to 60 gallons of water per acre. Include either nonionic surfactant at 1 quart per 100 gallons (0.25% v/v) or crop oil concentrate at 1 gallon per 100 gallons (1% v/v) of spray solution.
METRI DF + Gramoxone Extra + 2,4-D LVE	2 to 5-1/3 oz/A* + 24 to 48 fl oz/A + 1/4 to 1 lb ai/A	For this tank mix follow the Directions and Remarks Sections above for METRI DF + 2,4-D LVE and METRI DF + Gramoxone Extra, paying special attention to crop planting restrictions with 2,4-D LVE. Include either nonionic surfactant or crop oil concentrate in this tank mix.

(continued on next page)

30/62

METRI DF PLUS TANK-MIX PARTNER BURNDOWN RATES - FIELD CORN OR SOYBEANS		
PRODUCT	RATE	DIRECTIONS AND REMARKS
METRI DF + Roundup/ Roundup Ultra or Touchdown	2 to 5-1/3 oz/A* + 12 to 24 fl oz/A or 8 to 16 fl oz/A	Must be applied prior to crop emergence. Use the higher rates as weeds approach the maximum weed heights listed in the "Weeds Controlled" section below. Apply in 10 to 20 gallons of water per acre. With Roundup and Touchdown, include nonionic surfactant at 2 quarts per 100 gallons (0.5% v/v) and ammonium sulfate (spray grade) at 17 pounds per 100 gallons of spray solution. With Roundup Ultra, include ammonium sulfate (spray grade) at 17 pounds per 100 gallons of spray solution. Any glyphosate formulation registered and labeled for use in field corn or soybeans may be tank-mixed with METRI DF.
METRI DF + Roundup/ Roundup Ultra or Touchdown + 2,4-D LVE	2 to 5-1/3 oz/A* + 12 to 24 fl oz/A or 8 to 16 fl oz/A + 1/4 to 1 lb ai/A	For this tank-mix follow the Directions and Remarks Sections above for METRI DF + 2,4-D LVE and METRI DF + Roundup/Roundup Ultra/Touchdown, paying special attention to planting restrictions with 2,4-D LVE. Use the adjuvant recommendations under the METRI DF + Roundup/Roundup Ultra/Touchdown tank mix. Do not use crop oil concentrate.

*If applied to field corn grown in Illinois, Indiana, Kentucky, Michigan, Minnesota, Ohio and Wisconsin, refer to Table 1 for correct METRI DF rate based on application timing.

METRI DF PLUS TANK-MIX PARTNER BURNDOWN RATES - SOYBEANS ONLY		
PRODUCT	RATE	DIRECTIONS AND REMARKS
METRI DF + 2,4-DB	2 to 5-1/3 oz/A + 1/8 to 7/32 lb ai/A	Apply preplant or before soybean emergence. Include nonionic surfactant at 2 quarts per 100 gallons (0.5% v/v) of spray solution.
METRI DF + Fusion + 2,4-D LVE	2 to 5-1/3 oz/A + 4 to 8 fl oz/A + 1/4 to 1 lb ai/A	For use only in Delaware, Illinois, Indiana, Iowa, Kansas, Kentucky, Maryland, Michigan, Minnesota, Missouri, Nebraska, North Dakota, Ohio, Pennsylvania, South Dakota, Virginia, West Virginia, and Wisconsin. For this tank mix follow the planting restrictions under the Directions and Remarks Section above for METRI DF + 2,4-D LVE. Fusion rates of 4, 6 and 8 fl. ounces will control certain grasses up to 2, 4 and 6 inches in height, respectively. Include either crop oil concentrate at 1 gallon per 100 gallons (1.0% v/v) or nonionic surfactant at 1 to 2 quarts per 100 gallons (0.25 to 0.5% v/v) of spray solution. Refer to the Fusion label for additional information.
METRI DF + Poast Plus + 2,4-D LVE	2 to 5-1/3 oz/A + 8 to 16 fl oz/A + 1/4 to 1 lb ai/A	For this tank mix follow the planting restrictions under the Directions and Remarks Section above for METRI DF + 2,4-D LVE. The 8 and 12 fl oz rate of Poast Plus will control certain grasses up to 2 and 3 inches in height, respectively. Include either crop oil concentrate at the rate of 1 gallon per 100 gallons of spray solution (1% v/v) or Dash HC at 1 pint per acre. Refer to the Poast Plus label for additional information.
METRI DF + Select + 2,4-D LVE	2 to 5-1/3 oz/A + 3 to 4 fl oz/A + 1/4 to 1 lb ai/A	For this tank mix follow the planting restrictions under the Directions and Remarks Section above for METRI DF + 2,4-D LVE. The 3 and 4 fluid ounce rates of Select will control certain grasses up to 3 and 4 inches in height, respectively. Include crop oil concentrate at the rate of 1 quart per acre and 28% UAN (urea ammonium nitrate) at a rate of 1 to 2 quarts per acre. Refer to the Select label for additional information.

Weeds controlled. METRI DF in tank-mixtures with the above herbicides will provide burndown control of the weeds listed below.

3/1/62

WEEDS CONTROLLED BY BURNDOWN RATES OF METRI DF											
WEEDS CONTROLLED	METRI DF plus										
	2,4-D LVE	Poast Plus + 2,4-D LVE	Select + 2,4-D LVE	Fusion + 2,4-D LVE	Roundup/ Roundup Ultra/ Touchdown	Roundup/ Roundup Ultra/ Touchdown + 2,4-D LVE	Gramoxone Extra	Gramoxone Extra + 2,4-D LVE	2,4-DB		
ANNUAL GRASSES											
MAXIMUM BURNDOWN HEIGHT (INCHES)											
Barley		-	-	-		8		4 to 6			
Barnyardgrass		2 to 3	3 to 4	-		6		4 to 6			
Crabgrass spp.		2 to 3	-	-		6		4 to 6			
Foxtail spp.		2 to 3	3 to 4	2 to 6		8		4 to 6			
Johnsongrass, seedling		2 to 3	-	-		8		4 to 6			
Panicum, fall	Does not control these species	2 to 3	3	2 to 6		6		4 to 6	Does not control these species		
Sandbur, field		-	-	-		8		4 to 6			
Shattercane		2 to 3	-	-		8		4 to 6			
Wheat, volunteer		-	-	-		6		4 to 6			
Witchgrass		2 to 3	-	-		6		4 to 6			
BROADLEAVES											
MAXIMUM BURNDOWN HEIGHT (INCHES)											
Buffalobur		-			6	6	4 to 6	4 to 6	-		
Chickweed, common		6			6	8	4 to 6	4 to 6	2		
Cocklebur, common		6			6	8	4 to 6	4 to 6	6		
Dandelion, common		6 dia ^a			2 dia ^b	6 dia ^a	4 dia ^a	6 dia ^a	2 dia		
Herbit		4			4	4	4 to 6	4 to 6	-		
Horseweed/marestail		6 ^{ac}			4 ^b	6	3	6 ^a	2 ^c		
Jimsonweed		6			6	6	4 to 6	4 to 6	2		
Kochia*		4 ^{ac}			4	4	4	4	-		
Ladysthumb		6			6	8	4 to 6	4 to 6	3		
Lambsquarters, common		6			6	8	4 to 6	4 to 6	2		
Lettuce, prickly		6			4	6	4 to 6	4 to 6	2		
Mallow, Venice		6			6	6	4 to 6	4 to 6	-		
Morningglory spp.		6			2	4	2	4	4		
Mustard spp.		6			6	8	4 to 6	4 to 6	2		
Pennycress, field		6			6	6	4 to 6	4 to 6	2		
Pigweed, spp. (annual)		6			6	8	4 to 6	4 to 6	3		
Ragweed, common		6			6 ^b	8	4 to 6	4 to 6	2		
Ragweed, giant		6 ^{ac}			4 ^b	6	4	6	2		
Shepherdspurse		6			6	6	4 to 6	4 to 6	-		
Sida, prickly		6			4	4	4	4	1		
Smartweed, Pennsylvania		6			6	8	4 to 6	4 to 6	3		
Sunflower, common		6			6	6	4 to 6	4 to 6	4		
Thistle, Russian		4 ^{ac}			2 to 4 ^{bc}	6	4	4 to 6	3 ^c		
Velvetleaf		6			6	8	4 to 6	4 to 6	3		
Waterhemp spp.		6			6	8	4 to 6	4 to 6	3		

*Use 2,4-D LVE at 0.5 pound active ingredient per acre.
^aUse a minimum Roundup/Roundup Ultra rate of 16 fl oz/A and a minimum Touchdown rate of 10.6 fl oz/A.
^cUse METRI DF at 4 oz/A for optimum control.
^aSuppression only.
*Does not control triazine resistant biotypes.

32/62

RESIDUAL WEED CONTROL

METRI DF burndown programs can be used as part of a full season weed control program in both field corn and soybeans when, 1) applied as a tank-mixture with residual herbicides, or 2) followed with a postemergence weed control program, which is registered for use on that crop.

For residual control, METRI DF burndown programs may include tank-mixes with the following herbicides or combination of herbicides:

Field Corn			
Alachlor Atrazine Banvel Broadstrike Plus Bullet Clarity Frontier	Guardsman Harness Harness Xtra Lariat Linex Linuron Marksman	Metolachlor Pentagon Prowl Pursuit* Pursuit Plus* Ramrod Ramrod/Atrazine	Simazine S-Metolachlor Surpass Surpass 100 Topnotch
* Use only Pursuit resistant/tolerant corn hybrids.			

Soybeans			
Alachlor Canopy Command Detail Frontier	Germini Linuron Metolachlor METRI DF ^a New Lorox Plus	Pentagon Prowl Pursuit Pursuit Plus Scepter	S-Metolachlor Squadron Turbo
^a METRI DF used (alone and in tank-mixes) on soybeans at higher labeled rates than those listed for burndown weed control will also provide residual control of those weeds listed in the "Weeds Controlled by METRI DF and METRI DF Tank-mix Combinations" section of the METRI DF label.			

Refer to the individual product labels for additional information, precautions, and limitations.

SOUTHERN AND SOUTHEASTERN STATES ONLY

POSTEMERGENCE DIRECTED SPRAY APPLICATIONS

METRI DF can be applied in postemergence directed sprays to soybeans for control of certain weeds which escape preplant or pre-emergence herbicide applications and for control of additional flushes of weeds that may occur after soybeans have emerged. Postemergence directed sprays of METRI DF can be applied to soybeans in addition to a pre-emergence or preplant application of METRI DF herbicide according to label directions.

WEEDS CONTROLLED: METRI DF, applied postemergence to soybeans as a directed spray according to directions on this label, will control the following at rates shown (broadcast basis) when grasses and common ragweed are less than 1 inch tall and other broadleaves are less than 3 inches tall:

1/3 Lb/Acre			
Carpetweed (<i>Mollugo verticillata</i>) Cocklebur (<i>Xanthium pensylvanicum</i>) Crabgrass (<i>Digitaria</i> spp.)	Dayflower (<i>Commelina</i> spp.) Florida beggarweed (<i>Desmodium tortuosum</i>) Mexicanweed (<i>Caperonia castaniifolia</i>)	Pigweeds (<i>Amaranthus</i> spp.) Purslane (<i>Portulaca oleracea</i>)	Sicklepod (<i>Cassia obtusifolia</i>) Velvetleaf (<i>Abutilon theophrasti</i>)
1/3 to 2/3 Lb/Acre			
Prickly sida/Teaweed (<i>Sida spinosa</i>)	Sesbania (<i>Sesbania</i> spp.)		
2/3 Lb/Acre			
Ragweed, common (<i>Ambrosia artemisiifolia</i>)			

At the rate of 2/3 lb/acre morningglory species, (*Ipomoea* spp.) horsenettle, (*Solanum* spp.) Florida pusley, (*Richardia scabra*) spotted spurge (*Euphorbia maculata*) and wild poinsettia (*Euphorbia heterophylla*) are suppressed when METRI DF is applied before these weeds are 3 inches tall. The 2/3 lb/acre rate will suppress broadleaf signalgrass (*Brachiaria platphylla*) up to 1 inch tall.

33/62

**METRI DF POSTEMERGENCE DIRECTED SPRAY
RECOMMENDED APPLICATIONS**

CROP	METRI DF Lb/Acre
Soybeans (Alabama, Arkansas, Florida, Georgia, Kentucky, Louisiana, Mississippi, Missouri, North Carolina, Oklahoma, South Carolina, Tennessee and Texas)	1/3 to 2/3 (Broadcast Basis)
<p>Apply proper dosage using 10 to 40 gallons of water per acre as a directed spray in a 6 to 8 inch band on each side of the row after soybeans are 8 inches tall and before broadleaf weeds are 3 inches tall and before grasses and common ragweed are 1 inch tall. For best results the spray must cover weed foliage with minimum or no contact with soybean foliage. Add a nonionic surfactant such as Ortho X-77 to the spray mixture to obtain better wetting of weed leaf surfaces. To determine the correct dosage of METRI DF for a band application see "Banded Application" under the "General Information" section in the front of this label.</p> <p>If necessary, a second postemergence directed spray application can be made after 7 days.</p> <p>Do not feed or graze green soybean vines. Do not harvest soybeans or use dry soybean vines for feed or forage within 70 days of last application.</p>	

SPECIAL PRECAUTIONS (Directed Postemergence): Do not apply directly to soybeans or serious crop injury will occur. Do not allow spray to contact more than the lower 1/4 to 1/3 of soybean plants. Soybean leaves contacted by the spray will be killed.

Do not apply METRI DF postemergence to sensitive soybean varieties. See "Special Precautions" in the front of this label.

To avoid injury to other crops or desirable plants from spray drift, sprayer pressure must not exceed 30 psi and the sprayer must be fitted with nozzles no smaller than 8002 T-Jet (or equivalent). Do not apply under weather conditions which favor drift.

POTATOES

METRI DF herbicide is recommended for use in ground, aircraft or specified chemigation equipment as a pre-emergence and/or postemergence application to potatoes. Early maturing smooth skinned white and all red skinned varieties may be injured with postemergence applications. The varieties Atlantic, Bellchip, Centennial, Chipbelle and Shepody are sensitive to METRI DF. Avoid postemergence applications on these varieties. Pre-emergence applications on these varieties may cause crop injury under adverse weather conditions, on coarse soils, under high soil pH, with higher rates per acre and with mechanical incorporation.

Ground Application: METRI DF is recommended for use with ground spray equipment applied as a pre-emergence and/or postemergence application for control of the listed grass and broadleaf weeds in potatoes. Apply as a uniform broadcast spray at 20 or more gallons per acre.

Aerial Application: METRI DF may be applied in aerial spray equipment as a pre-emergence and/or postemergence application at 5 or more gallons per acre.

Chemigation: METRI DF may be applied pre-emergence and/or early postemergence to potatoes using center pivot, solid set and lateral roll systems. Apply specified dosage in 1/4 to 3/4 inch of water per acre (1/4 to 1/2 inch on sandy soil) as a continuous injection in self-propelled systems or apply in the last 15 to 30 minutes of the set in other systems. Be sure all the METRI DF has been flushed from the lines before shutting down the system.

WEEDS CONTROLLED

METRI DF applied to potatoes according to directions, will provide economic control of the following weeds. For optimum control, applications should be made before weeds are 1 inch tall. (See NOTE)

Broadleaves			
Carpetweed, common ¹	Mustard, Indian ¹	Pigweed, redroot ^{1,2}	Smartweed,
Cocklebur, common ^{1,2}	Mustard, tansy ¹	Pigweed, smooth ^{1,2}	Pennsylvania ^{1,2}
Jimsonweed ¹	Mustard, tumble ¹	Ragweed, common ^{1,2}	Sunflower, common ³
Kochia ³	Mustard, wild ¹	Shepherdspurse ¹	Thistle, Russian ²
Lambsquarters, common ^{1,2}	Pennycress, field ^{1,2}	Sicklepod ¹	
Grasses			
Barnyardgrass ³	Foxtail, giant ¹	Foxtail, yellow ¹	Panicum, fall ¹
Crabgrass, large ¹	Foxtail, green ¹	Johnsongrass, seedling ¹	Signalgrass, broadleaf ¹
Crabgrass, smooth ¹			

¹Weeds controlled with pre-emergence applications.

²Weeds controlled with postemergence applications.

³Weeds requiring two applications for control.

34/02

HARD-TO-CONTROL WEEDS

Although METRI DF may not provide commercially acceptable control in every instance, it will suppress growth of the following weeds and reduce their competition with potato plants.

Broadleaves			
Kochia	Purslane, common	Barnyardgrass	Nutsedge, yellow
Nightshade, hairy	Sunflower, common	Grasses	
NOTE: Where triazine-resistant weeds are present, METRI DF alone may not provide adequate control.			

RECOMMENDED BROADCAST APPLICATIONS	
CROP	METRI DF lb/acre
Potatoes	1/3 to 1-1/3
PRE-EMERGENCE: Apply specified dosage as a broadcast spray. Do not mechanically incorporate into soil. Use the 1/3 to 2/3 lb/acre rate for control of wild mustard (<i>Brassica</i> sp.) only. On sand soils or sensitive varieties, do not exceed 2/3 lb/acre.	
Potatoes (Except early maturing smooth skinned, red skinned, and other specified varieties.)	1/3 to 2/3
POSTEMERGENCE: Apply specified dosage as a broadcast spray over the tops of potato plants [Refer to Special Precautions (Potatoes)]. Use rates of 1/3 to 2/3 lb/acre for control of redroot pigweed and common lambsquarters only. Apply the 2/3 lb/acre rate for control of other weeds listed on this label.	
SPLIT APPLICATIONS: This product may be applied once pre-emergence and once postemergence as directed above [Refer to Special Precautions (Potatoes)]. Do not exceed 1-1/3 lb total per acre per season.	
IDAHO, OREGON AND WASHINGTON ONLY: Two postemergence applications can be made as broadcast sprays over the tops of potato plants if METRI DF is applied pre-emergence. Use 1/3 to 2/3 lb/acre for control of redroot pigweed and lambsquarters only. On coarse (sandy) soils with low organic matter do not exceed 1/2 lb/acre per application. On medium and heavy soils only, use 2/3 lb/acre per application for control of other weeds listed on this label and for suppression of hairy nightshade. Make the first application early in the season while weeds are still small. Allow at least 14 days before the second application. Do not apply after June 30 if treated land is to be planted to crops other than potatoes.	

TANK-MIXES: METRI DF may be tank-mixed with the following herbicides: Metolachlor, S-Metolachlor, Eptam, Prowl 3.3 EC and Matrix. In addition, three-way tank-mix combinations may be used for METRI DF plus Metolachlor, S-Metolachlor, Eptam or Prowl 3.3 EC plus Matrix when applied pre-emergence. Refer to each product's label for precautionary statements, restrictions, application information and weeds controlled.

Metolachlor or S-Metolachlor: METRI DF may be applied in a tank-mix combination with Metolachlor or S-Metolachlor as a pre-emergence broadcast application. Apply METRI DF at 1/2 to 1-1/3 lbs and Metolachlor or S-Metolachlor at 1 to 2 pints per acre according to the respective labels for use of each product alone on potatoes.

Eptam: METRI DF may be tank-mixed with Eptam at rates and uses permitted on each product's label.

Prowl 3.3 EC: METRI DF may be applied in tank-mix combination with Prowl as a pre-emergence or early postemergence broadcast application. As a pre-emergence mix, apply METRI DF at 2/3 to 1-1/3 lbs and Prowl at 1.2 to 3.6 pints per acre. As an early postemergence spray, apply METRI DF at 1/3 to 2/3 lb and Prowl at 1.2 to 3.6 pints per acre before the crop is in the 6-inch growth stage.

Matrix (except the following counties in Colorado: Almosa, Conejos, Costillo, Rio Grande and Saguache): METRI DF may be applied in tank-mix combination with Matrix as a pre-emergence and/or early postemergence application for improved control on weeds such as Russian thistle, kochia and common lambsquarters. As a pre-emergence mix, apply METRI DF at 1/3 to 3/4 lb and Matrix at 1 to 1-1/2 oz product per acre. As an early postemergence spray, apply METRI DF at 1/3 to 2/3 lb and Matrix at 1 to 1-1/2 oz product per acre. Use a nonionic surfactant at a rate of 0.125% v/v (1 pt/100 gallons of water). Apply before the crop exceeds 14 inches in height. Postemergence applications of Matrix treatments should be made prior to June 30.

SPECIAL PRECAUTIONS (Potatoes):

Do not use METRI DF on potatoes in Kern County, California.

Do not apply more than a total of 1-1/3 lbs METRI DF per acre in a single crop season regardless of the method of application.

Do not make postemergence applications prior to rainfall or irrigation on recently cultivated potatoes, nor within 3 days after periods of cool, wet cloudy weather or injury may occur.

35/62

Postemergence applications may cause some chlorosis or minor necrosis. These symptoms may be more severe if seed-piece decay is occurring or if growing conditions favor crop stress.

Postemergence applications may be made only on russet or white skinned varieties that are not early maturing.

Potato varieties may vary in their response to herbicide applications. When using METRI DF for the first time on a particular variety, always determine crop tolerance before using on a field scale.

Do not apply METRI DF within 60 days of harvest.

Do not use air blast sprayers.

Do not apply to sweet potatoes or yams.

Do not plant sensitive crops such as onions, lettuce, cole crops and cucurbits during the next growing season following METRI DF application.

Certain cereal varieties are sensitive to METRI DF (see cereal section of this label for sensitive varieties) and should not be planted during the next growing season unless the following cultural practices occur:

1. Potato vines left in rows as a result of harvest must be uniformly distributed over the soil surface prior to plowing and,
2. Plow with a moldboard plow to a depth sufficient to mix the upper 8 inches of soil.

ALFALFA AND SAINFOIN

METRI DF herbicide is labeled for use in alfalfa and sainfoin in the following areas:

1. Alfalfa and sainfoin (including mixed stands with grasses) (all areas except California).
2. Alfalfa and sainfoin (including mixed stands with grasses) (California only).
3. Alfalfa – Tank-mix Combination with Gramoxone (Colorado, Idaho, Montana, Nevada, Oregon, Utah, Washington, Wyoming, and the following California counties: Del Norte, Lassen, Modoc, Nevada, Plumas, Shasta, Sierra, and Siskiyou).
4. Alfalfa – Post Dormant Application of METRI DF Impregnated on Dry Fertilizer Only (Connecticut, Illinois, Indiana, Iowa, Kansas, Kentucky, Michigan, Minnesota, Nebraska, New Mexico, New York, Ohio, Oklahoma, Pennsylvania, South Dakota, Tennessee, Texas and Wisconsin).
5. Alfalfa – Non-Dormant, Non-Winter Hardy varieties (Arizona only).

METRI DF is recommended for use in aerial or ground spray equipment as a broadcast surface application to established crops of alfalfa and sainfoin for the control of certain grass and broadleaf weeds.

APPLICATION: Refer to "General Information" in the front of this label for detailed information on the application of METRI DF. For information on applying METRI DF in fluid or on dry fertilizer refer to the "Application of METRI DF in Fluid Fertilizers" or "Commercial Impregnation And Application Of METRI DF On Dry Bulk Fertilizer" under the "General Information" section of this label.

SPECIAL PRECAUTIONS: Use METRI DF only on established alfalfa and sainfoin. Do not apply METRI DF after growth begins in the spring or before growth ceases in the fall, except as specified on this label.

Do not graze or harvest within 28 days after application.

For best weed control, apply METRI DF when weeds are less than 2 inches tall or before weed foliage is 2 inches in diameter.

Reduced weed control may occur when extended dry conditions follow application of METRI DF.

Crop injury may occur when:

1. Crop is under stress conditions such as diseases, insect infestations, poorly drained soils, drought or winter injury at time of application;
2. Crop is treated within 12 months after seeding;
3. There is excessive irrigation or rainfall immediately after application. Do not apply more than 1/2 inch of water in the first irrigation after METRI DF is applied.

ALFALFA AND SAINFOIN (All Areas Except California)

RECOMMENDED BROADCAST APPLICATIONS

CROP	METRI DF Lb/Acre
Alfalfa and Sainfoin (Except California)	1/3 to 1-1/3
Select the proper dosage according to weeds known to be and present in field to be treated. On loamy sand soils in Oregon and Washington, do not apply more than 2/3 lb of METRI DF per acre.	

36/62

FOR USE ON MIXED STANDS OF ALFALFA AND GRASSES

Rates of 2/3 to 1 lb of METRI DF per acre will provide partial reduction of forage grass stands. These rates may be used to reduce forage grass stands to prevent crowding out of alfalfa. Higher rates will severely reduce forage grass stands.

METRI DF should not be used on sand soils. In areas West of the Rocky Mountains, avoid using METRI DF on soils with calcareous surface area, high levels of lime or sodium, or a pH greater than 8.2.

ALFALFA and SAINFOIN (Continued)			
WEEDS CONTROLLED (Except California)			
1/3 to 1/2 Lb METRI DF/Acre			
Chickweed, Common (<i>Stellaria media</i>)			
1/2 to 2/3 Lb METRI DF/Acre			
Cheat (<i>Bromus secalinus</i>)	Downy brome (<i>Bromus tectorum</i>)	Pennycress (<i>Thlaspi arvense</i>)	Shepherdspurse (<i>Capsella bursa pastoris</i>)
Deadnettle, Purple (<i>Lamium purpureum</i>)	Japanese brome (<i>Bromus japonicus</i>)	Rescuegrass (<i>Bromus catharticus</i>)	
2/3 to 1-1/3 Lb METRI DF/Acre			
Broadleaves			
Fleabane, Rough (<i>Erigeron strigosus</i>)	Lambsquarters, Common (<i>Chenopodium album</i>)	Mustard, Jim Hill (tumble) (<i>Sisymbrium altissimum</i>)	Prickly Lettuce (<i>Lactuca serriola</i>)
Flixweed (<i>Descurainia sophia</i>)	Marestail (Horseweed) (<i>Hippuris vulgaris</i>)	Mustard, Tansy (<i>Descurainia pinnata</i>)	White Cockle (<i>Melandrium album</i>)
Henbit (<i>Lamium amplexicaule</i>)	Meadow Salsify (<i>Tragopogon pratensis</i>)	Pepperweed (<i>Lepidium virginicum</i>)	Wild Buckwheat (<i>Polygonum convolvulus</i>)
Kochia (<i>Kochia scoparia</i>)	Mustard, Blue (<i>Chorispora tenella</i>)	Pigweed, Redroot (<i>Amaranthus retroflexus</i>)	Yellow Rocket (<i>Barbarea vulgaris</i>)
Grasses			
Foxtail, Green (<i>Setaria viridis</i>)	Little Barley (<i>Hordeum pusillum</i>)	Smooth Brome (<i>Bromus inermis</i>)	Wild Oats (<i>Avena fatua</i>)
1-1/3 Lb METRI DF/Acre			
Broadleaves			
Chickweed, Mouseear (<i>Cerastium vulgatum</i>)	Dandelion (<i>Taraxacum officinale</i>)	Ragweed, Common (<i>Ambrosia artemisiifolia</i>)	
Grasses			
Barnyardgrass (<i>Echinochloa crus-galli</i>)	Bluegrass (<i>Poa annua</i>)	Foxtail Barley (<i>Hordeum jubatum</i>)	

Weeds Partially Controlled: At the rate of 1-1/3 lb/acre METRI DF may be used to reduce the competition from curly dock (*Rumex crispus*).

At 2/3 to 1-1/3 lb/acre, METRI DF may be used to reduce the competition of German Moss or knawel (*Sclanthus annus*).

**ALFALFA AND SAINFOIN
(California Only)**

(Including Mixed Stands With Grasses)

METRI DF is recommended for use in aerial or ground spray equipment as a broadcast surface application to dormant established crops of alfalfa and sainfoin.

APPLICATION: METRI DF is recommended for use in aerial or ground spray equipment as a broadcast surface application to dormant established crops of alfalfa and sainfoin for control of certain grass and broadleaf weeds. Do not apply METRI DF after growth begins in the spring or before growth ceases in the fall. Do not apply to either alfalfa or sainfoin during the first growing season after seeding.

For information on applying METRI DF in fluid fertilizer solutions to alfalfa, refer to the appropriate section of this label.

For information on Commercial Impregnation and application of METRI DF on dry bulk fertilizer, refer to the appropriate section of this label.

37/62

WEEDS CONTROLLED			
1/2 to 2/3 Lb METRI DF/Acre			
Cheatgrass (downy brome) (<i>Bromus secalinus</i>)			
2/3 to 1-1/3 Lb METRI DF/Acre			
Broadleaves			
Chickweed, Common (<i>Stellaria media</i>)	Kochia (<i>Kochia scoparia</i>)	Mustard, Tansy (<i>Descurainia pinnata</i>)	White Cockle (<i>Melandrium album</i>)
Flixweed (<i>Descurainia sophia</i>)	Meadow Salsify (<i>Tragopogon pratensis</i>)	Pepperweed, Virginia (<i>Lepidium virginicum</i>)	Wild Buckwheat (<i>Polygonum convolvulus</i>)
Henbit (<i>Lamium amplexicaule</i>)	Mustard, Blue (<i>Chlorispora tenella</i>)	Shepherdspurse (<i>Capsella bursa-pastoris</i>)	Yellow Rocket (<i>Barbarea vulgaris</i>)
Grasses			
Smooth Brome (<i>Stellaria media</i>)	Wild Oats (<i>Avena fatua</i>)		
1-1/3 Lb METRI DF/Acre			
Broadleaves			
Dandelion (<i>Taraxacum officinale</i>)			
Grasses			
Barnyardgrass (<i>Echinochloa crus-galli</i>)	Bluegrass (<i>Poa annua</i>)	Foxtail Barley (<i>Hordeum jubatum</i>)	

RECOMMENDED BROADCAST APPLICATIONS	
CROP	METRI DF Lb/Acre
Alfalfa and Sainfoin (California Only)	1/2 to 1-1/3
<p>Select the proper dosage according to weeds known to be present in the field to be treated. Apply specified dosage in 20 to 40 gallons of water per acre with ground spray equipment or 3 to 10 gallons of water per acre with aerial spray equipment fitted with nozzles suitable for broadcast applications of herbicides. Treat only dormant established crops of alfalfa and sainfoin. Injury may occur to alfalfa if METRI DF is applied earlier than 12 months after seeding. Do not apply after Spring growth begins or before growth ceases in the Fall. Do not graze or harvest within 28 days after application.</p> <p>At the 1-1/3 lb/acre rate, METRI DF may be used for suppression of curly dock.</p>	

FOR USE ON MIXED STANDS OF ALFALFA AND GRASSES: Rates of 2/3 to 1-1/3 lb of METRI DF per acre will provide partial reduction of forage grass stands. These rates may be used to reduce forage grass stands to prevent crowding out of alfalfa. Higher rates will severely reduce forage grass stands.

Do not apply with aerial spray equipment when wind speed is greater than 10 mph. Do not apply when weather conditions favor spray drift and/or when sensitive cool season crops, such as cole crops, onions, peas, or strawberries, are present in adjacent fields. Applications should not be made when weather conditions favor spray drift, especially in areas where wheat is growing on coarse textured soils in adjacent fields, or injury may occur.

ALFALFA

METRI DF plus Gramoxone Extra Tank-mix

Colorado, Idaho, Montana, Nevada, Oregon, Utah, Washington, Wyoming and the following California counties: Del Norte, Lassen, Modoc, Nevada, Plumas, Shasta, Sierra, and Siskiyou.

APPLICATION: METRI DF plus Gramoxone Extra tank-mix application is recommended for use, during the dormant season, in aerial or ground spray equipment as a broadcast surface application to established (at least 1 year old) alfalfa for the control of certain grass and broadleaf weeds. Do not apply METRI DF/Gramoxone Extra tank-mix to regrowth (after grazing or cutting) that is more than 2 inches tall. Apply once per season. Do not apply following cuttings during growth season. Use a minimum of 10 gallons of water per acre with aerial spray equipment and a minimum of 20 gallons of water per acre with ground spray equipment. Add a nonionic spreader at label rates to the spray solution.

38/62

WEEDS CONTROLLED: METRI DF plus Gramoxone Extra (1-1/2 to 2-1/2 pt/acre) tank-mix application will control established weeds. Gramoxone controls weeds by contact activity.

1/3 to 1/2 Lb of METRI DF Per Acre			
Common Chickweed			
1/2 to 1 Lb of METRI DF Per Acre			
Bluegrass	Downy brome	Henbit	Rescuegrass
Cheat	Field pennycress	Japanese brome	Shepherdspurse
Use METRI DF at 2/3 to 1 Lb/Acre for control of the following weeds:			
Blue mustard	Kochia	Redroot pigweed	Tansy mustard
Common lambsquarters	Little barley	Rough fleabane	White cockle
Flixweed	Marestail (Horseweed)	Ryegrass	Wild oats
Green foxtail	Meadow salsify	Smooth brome	Wild buckwheat
Groundsel	Pepperweed	Sowthistle	Yellow rocket
Jim Hill mustard	Prickly lettuce		

RECOMMENDED APPLICATIONS	
DOSAGE/ACRE	
METRI DF 1/3 to 1 Lb Plus Gramoxone Extra 1-1/2 to 2-1/2 Pt	Apply specified dosages of METRI DF and Gramoxone Extra in at least 10 gallons of water per acre with aerial equipment or at least 20 gallons of water per acre with ground equipment. Do not apply this tank mix to alfalfa growth if more than 2 inches tall. For best weed control, apply when broadleaf weeds and grasses are 1-6 inches tall and are actively growing. Care should be taken to avoid overlaps. Do not apply more than 2/3 lb of METRI DF per acre on loamy sand soils. Reduced weed control may occur when extended dry conditions follow application of METRI DF. Crop injury may occur if alfalfa is under stress conditions such as diseases, insect infestations, drought or winter injury or if METRI DF is applied to alfalfa earlier than 12 months after seeding.

FOR USE ON MIXED STANDS OF ALFALFA AND GRASSES: Rates of 2/3 to 1 lb of METRI DF per acre will provide partial reduction of forage grass stands. These rates may be used to reduce forage grass stands to prevent crowding out of alfalfa.

Do not graze or harvest within 42 days after application.

In areas west of the Rockies, avoid the use of METRI DF on soils with calcareous surface, soils with high levels of lime or sodium, and with a pH greater than 8.2.

Do not apply when weather conditions favor spray drift. Aerial application should not be made when wind speed is greater than 10 mph.

Do not use on sand soil.

Refer to the Gramoxone Extra label for additional directions, weed species controlled and precautions.

Post Dormant Application of METRI DF Impregnated on Dry Fertilizer Only

METRI DF may be applied after dormancy has broken, but prior to three inches of new alfalfa shoot growth, only when impregnated on dry fertilizer in Connecticut, Illinois, Indiana, Iowa, Kansas, Kentucky, Michigan, Minnesota, Nebraska, New Mexico, New York, Ohio, Oklahoma, Pennsylvania, South Dakota, Tennessee, Texas and Wisconsin. Apply at rates of 1 to 1-1/3 lb per acre as directed on this label for application during dormancy. Apply only when alfalfa foliage is dry or crop injury may occur. When using this application method, do not harvest or graze treated alfalfa for 60 days after application.

**ALFALFA
Non-Dormant, Non-Winter Hardy Varieties
(Arizona Only)**

METRI DF is recommended as a broadcast surface application to established crops of non-dormant alfalfa varieties for pre-emergence and postemergence control of certain winter annual weeds following either a fall or winter sheep grazing/green-chop harvest.

WEEDS CONTROLLED			
Field pepperweed	Littleseed canarygrass	Mouse barley	Silversheath knotweed
Lambsquarters	London rocket (mustard)	Nettleleaf goosefoot	Spiny sowthistle
Little mallow (cheeseweed)	Prickly lettuce	Shepherdspurse	

39/62

RECOMMENDED APPLICATIONS

CROP	METRI DF
Alfalfa Non-Dormant, Non-Winter Hardy Varieties	1/2 to 2/3

Apply specified dosage by aerial or ground spray equipment in 7 to 40 gallons of water per acre. Treat established alfalfa stubble after fall or winter sheep grazing or green-chop harvest and prior to the time regrowth is 2" tall. Alfalfa foliage present at time of application can exhibit yellowing. Injury may occur to alfalfa in areas of high salt concentration where the crop is stunted and/or has a poorly developed root system, or if alfalfa is under stressed growing conditions such as diseases, insect infestations, or drought. For most effective postemergence weed control, treatment should be made before weeds are 2" tall or before leaf rosettes are 2" wide. For maximum control, rainfall (1/4" or more) or irrigation is necessary within 30 days of treatment, however, do not flood irrigate within 2 days after treatment. Use 1/2 lb METRI DF on sand soil when only mustard, goosefoot, lambsquarters, or canary grass are the weeds to be controlled. Do not apply earlier than 6 months after seeding. Do not graze or harvest within 28 days after application.

SPECIAL PRECAUTIONS: Maintain continuous mechanical agitation in the spray tank to ensure a uniform spray mixture.

Do not apply with aerial spray equipment when wind speed is greater than 10 mph. Do not apply when weather conditions favor spray drift and/or when sensitive cool season crops, such as cole crops, onions, peas or strawberries, are present in adjacent fields. Applications should not be made when weather conditions favor drift especially in areas where wheat is growing on coarse textured soils in adjacent field, or injury may occur.

**ASPARAGUS
(Established)**

METRI DF is recommended for use in ground spray equipment or sprinkler irrigation (center pivot, lateral move, or solid set) systems as a single pre-emergence broadcast application or as a split application consisting of a pre-emergence broadcast application followed by a post harvest broadcast application.

Aerial application is prohibited.

Refer to the "General Information" section of this label for directions.

WEEDS CONTROLLED: METRI DF, applied to established asparagus according to directions, will effectively control:

Broadleaves			
Chickweed, Common (<i>Stellaria media</i>)	Lambsquarters (<i>Chenopodium album</i>)	Ragweed, Common (<i>Ambrosia artemisiifolia</i>)	Sorrel, Red (<i>Rumex acetosella</i>)
Jimsonweed (<i>Datura stramonium</i>)	Pigweed, Redroot (<i>Amaranthus retroflexus</i>)	Smartweed, Pennsylvania (<i>Polygonum pennsylvanicum</i>)	Velvetleaf (<i>Abutilon theophrasti</i>)
Grasses			
Crabgrass (<i>Digitaria spp.</i>)	Foxtails (<i>Setaria spp.</i>)	Sandbur, Field (<i>Cenchrus pauciflorus</i>)	

RECOMMENDED BROADCAST APPLICATIONS

CROP	METRI DF Lb/Acre
Asparagus (Pre-emergence Application only)	1-1/3 to 2-2/3
	PRE-EMERGENCE APPLICATION ONLY: Make a single surface application in early Spring before asparagus spears or ferns emerge. If the field is to be disked, apply METRI DF after diskings but before the crop emerges. Use the lower rate for control of the broadleaf weeds listed above. Use the higher rate in fields with a history of severe infestations of grasses and for maximum residual control. Do not apply within 14 days of harvest.

(continued on next page)

40/62

RECOMMENDED BROADCAST APPLICATIONS	
CROP	METRI DF Lb/Acre
Asparagus (Split Application)	2/3 to 1-1/3 pre-emergence plus 1-1/3 to 2 post harvest
	<p>SPLIT APPLICATION</p> <p>PRE-EMERGENCE AND POST HARVEST: Pre-emergence Application: Apply before asparagus spears or ferns emerge. If the field is to be disked, apply after disking but prior to crop emergence. Do not apply within 14 days of harvest.</p> <p>Post Harvest Application: Apply after last harvest of the season but prior to emergence. The lower combination rates may be used for control of common ragweed, lambsquarters, red-root pigweed, and red sorrel. Use the higher combination rates for other weeds listed or in fields with severe grass infestations or for maximum post harvest control of emerged weeds.</p>
IMPORTANT: The total amount of METRI DF applied in one crop season may not exceed 2-2/3 lb per acre.	

SPECIAL PRECAUTIONS (Asparagus): Do not use on newly seeded asparagus nor on young plants during the first growing season after setting crowns.
 DO NOT APPLY POST HARVEST APPLICATIONS UNTIL AFTER THE LAST HARVEST OF SPEARS.

CARROTS

Special Conditions of Sale Provision for Use on Carrots: The following directions for use were developed under the direction of IR-4 (government minor crops use program). As such the testing was done independently from the testing program of AgValue-Metri, LLC Buyer is advised that AgValue-Metri, LLC makes no assurances regarding satisfaction with the product and all risks of crop injury or product performance are assumed by the Buyer.

Apply METRI DF herbicide with ground equipment as specified below under "Recommended Applications." For effective control of broadleaf weeds with postemergence applications, apply METRI DF before weeds are 1 inch in height or diameter. Thorough spray coverage is essential for adequate weed control.

Do not use air blast or other high pressure spray equipment to make postemergence applications of METRI DF. Refer to the appropriate section of this label for additional information regarding spray equipment, dilution rates, mixing, sprayer cleanup, restrictions, container disposal and cautions.

Refer to "Mixing" under the "General Information" section in the front of this label.

For specific application information see "General Information" and "Application" sections at the front of this label.

WEEDS CONTROLLED: METRI DF applied to carrots according to directions will effectively control:

Carpetweed (<i>Mullugo verticillata</i>)	Lambsquarters, Common (<i>Chenopodium album</i>)	Pigweed, Smooth (<i>Amaranthus hybridus</i>)	Prickly Lettuce (<i>Lactuca serriola</i>)
Galinsoga (<i>Galinsoga parviflora</i>)	Mustard, Wild (<i>Sinapis arvensis</i>)	Pineappleweed (<i>Matricaria matricarioides</i>)	Shepherdspurse (<i>Capsella bursa-pastoris</i>)
Horseweed (<i>Conyza canadensis</i>)	Pigweed, Redroot (<i>Amaranthus retroflexus</i>)		

RECOMMENDED APPLICATIONS	
CROP	METRI DF Lb/Acre
Carrots	1/3
	Apply specified dosage per acre as a broadcast spray over the tops of carrot plants. Application should be made after carrots have formed 5 to 6 true leaves but before weeds are 1 inch in height or diameter. If needed, a second application may be made after an interval of at least 3 weeks. Applications may be made up to 60 days of harvest.
IMPORTANT: The total amount of METRI DF applied in one crop season must not exceed 2/3 lb per acre.	

SPECIAL PRECAUTIONS: Do not apply to carrots grown for seed.
 Do not apply within 3 days after periods of cool, wet or cloudy weather or crop injury will occur.
 Do not apply METRI DF within 3 days of any other chemical unless specified on this label.
 Do not apply on very hot days or excessive crop injury will result.
 Do not apply until carrots have at least 5 to 6 true leaves. Earlier applications will result in excessive crop damage.

4/1/02

Crop injury or delayed maturity may result from applications of METRI DF if carrots are growing under stress conditions such as periods of drought or cool, wet and cloudy weather preceding application.

Following an application of METRI DF, chlorosis (yellowing) and burning of the leaf tissue may occur.

For newly introduced varieties of carrots with unknown tolerance to METRI DF, treat only a small area to determine if METRI DF can be used without injury to the crop.

FIELD CORN

POSTEMERGENCE APPLICATION

METRI DF is recommended for control of selected broadleaf weeds when applied as a tank-mix combination with certain broadleaf herbicides presently registered and recommended for postemergence use in field corn. Herbicides which may be tank-mixed with METRI DF include:

2,4-D	Buctril/Buctril Gel	Laddok S-12	Resource
Atrazine	Buctril + atrazine (Premix)	Marksman	Scorpion III
Banvel	Clarity	Pursuit*	Tough
Basagran			

*Use only on Pursuit resistant/tolerant corn hybrids (IMI-Corn).

APPLICATION: METRI DF may be applied to field corn after crop emergence until just prior to tasseling. Broadcast applications may be made with ground or aerial equipment. For optimum weed control, apply treatments when weeds are small and actively growing, but before reaching the maximum heights listed in the Weeds Controlled table.

POSTEMERGENCE BROADCAST APPLICATION

Ground Application: Adjust nozzle height above crop and weed canopy to ensure uniform spray coverage. Gallonage should be increased with increasing weed size and population density.

For tank-mixes of METRI DF plus atrazine, Basagran, Laddok S-12, Buctril, Buctril + atrazine, Pursuit, Resource, Tough, or 2,4-D amine formulations, use flat fan nozzles spaced a maximum of 20 inches apart. Best results are achieved using a minimum spray volume of 10 gallons per acre and spray pressure from 20 to 40 psi.

For METRI DF tank-mixes with Banvel, Clarity, Marksman, or 2,4-D low volatile ester formulations, use drift-reducing nozzles which are specifically designed to produce coarse sprays and reduce the amount of driftable fines. Additional measures which will help avoid potential drift to sensitive crops and plants include using a minimum spray volume of 20 gallons per acre and keeping spray pressures at or below 20 psi unless otherwise specified by the nozzle manufacturer.

For further precautions and additional instructions and recommendations, consult the tank-mix partner's label.

Aerial Application: Apply in a minimum spray volume of 3 gallons per acre. For optimum spray coverage and distribution, use a minimum of 5 gallons per acre and a maximum pressure of 40 psi. Use a boom and nozzle configuration which will provide a uniform deposition pattern and coverage with low drift potential. Avoid overlaps to prevent potential crop injury. Do not apply near sensitive crops or sensitive plants growing near the treated area. Do not apply when wind speed is greater than 10 mph or when winds are moving toward sensitive crops or plants. To avoid drift hazards, applicator must follow the most restrictive labeling of the products used in a tank-mix. Refer to the appropriate tank-mix partner's label for further precautions and recommendations.

POST DIRECTED APPLICATION

METRI DF in tank-mix combinations with Banvel, 2,4-D, Buctril or Scorpion III may be applied post directed to field corn. Use drop nozzles and appropriate spacing to direct spray below the corn whorl and upper leaves. The top of the target weed canopy must be sufficiently below the whorl and upper leaves of the crop to permit this application and provide adequate spray coverage. The height differential required between the crop and weed canopy will depend on the specific equipment used. Apply before tassel emergence. For further precautions and additional recommendations, refer to the appropriate tank-mix partner's label.

ADJUVANTS

The adjuvant types listed below may be utilized with certain METRI DF tank-mix combinations. Consult the tank-mix recommendations section for the appropriate adjuvant and rate. Use of non-recommended adjuvants or rates may result in severe leaf burn, crop stunting, and/or stand reduction. Use only adjuvants which are exempt from tolerance requirements under 40 CFR 180.1001.

UAN (urea ammonium nitrate) is commonly referred to as 28, 30, or 32% N.

Ammonium sulfate (spray grade) may be used as an alternative to UAN with certain tank-mix combinations.

Nonionic surfactants should contain at least 80% active ingredient.

4/2/02

DO NOT USE crop oil concentrate (COC) or any adjuvant containing vegetable or petroleum oils with any METRI DF tank-mixtures as severe leaf burn, crop stunting, and/or stand reduction may occur.

RAINFASTNESS

METRI DF will not reduce rainfastness of the recommended tank-mix partners. Refer to the individual product labels for rainfastness recommendations.

SPRAYER CLEANUP

Refer to each tank-mix partner's label and the Sprayer Cleanup section of the METRI DF label for specific instructions on cleaning spray equipment. Special attention should be given to the required cleanup procedures for 2,4-D, Banvel, Clarity, and Marksman.

SPECIAL PRECAUTIONS

1. Do not use on corn grown for seed, sweet corn, popcorn, or white corn.
2. Do not apply more than 0.25 pounds a.i. metribuzin (5-1/3 ounces METRI DF) per acre per use season.
3. Do not apply when field corn is under stress (see Stress statement below).
4. Do not use aerial applications if sensitive crops or plants are growing in the vicinity of the area to be treated.
5. Do not allow spray drift onto sensitive crops or plants.
6. Do not use on sand, loamy sand or sandy loam soils that have less than 0.5% organic matter.
7. Do not use on sand or loamy sand soils in Washington, Oregon or Idaho or crop injury may occur.
8. Observe all precautions and limitations on labeling of all products used in the tank-mixtures.

Stress is any condition or combination of conditions which impairs normal crop growth. Weather, disease, insect damage, fertility or other factors may cause stress. Applications made before or after the corn is under stress from these factors or from periods of prolonged cool, wet and cloudy weather or widely fluctuating day and nighttime temperatures, may result in temporary leaf burn, yellowing and/or stunting of the crop. Recovery from damage is generally rapid with no lasting effects on new growth. Under extreme stress, stand reductions may occur.

Feeding Restrictions: Field corn treated with METRI DF may be grazed or harvested for silage or grain 60 days after treatment. Follow the most restrictive preharvest interval on the labels of the products used in the tank-mixtures.

TANK-MIX COMBINATIONS

The METRI DF tank-mixtures listed below can be utilized for control of certain annual broadleaf weeds.

METRI DF POSTEMERGENCE BROADCAST RECOMMENDATIONS		
PRODUCT	RATE	DIRECTIONS AND REMARKS*
METRI DF + 2,4-D Amine or 2,4-D LVE	2 oz/A + 1/2 to 1 pt/A' or 1/3 to 1/2 pt/A'	Apply as a broadcast spray during the interval from corn emergence until corn is 8 inches tall. Apply only to varieties known to be tolerant to 2,4-D. DO NOT USE ADJUVANTS. 2,4-D may cause injury to nearby sensitive crops. 2,4-D applications may result in brittle corn stalks, and winds or cultivation may cause stalk breakage. To reduce damage, delay cultivation 8 to 10 days after application.
METRI DF + Atrazine	2 oz/A + 1/2 to 1-1/2 lb ai/A	Apply as a broadcast spray during the interval from corn emergence until corn is 12 inches tall. A nonionic surfactant (1 qt/100 gal of spray solution) may be added to improve weed control. Atrazine is a restricted use herbicide. Follow all state and federal label recommendations and restrictions pertaining to atrazine applications.
METRI DF + Banvel or Clarity	2 oz/A + 1/2 to 1 pt/A or 1/2 to 1 pt/A	Apply as a broadcast spray during the interval from corn emergence through the five leaf stage or when corn is 8 inches tall, whichever occurs first. For Banvel applications to corn greater than 8 inches in height, consult the Banvel label for use rates and restrictions. If growing conditions are dry and plants are stressed, addition of a nonionic surfactant (1 qt/100 gal of spray solution) may improve weed control. For corn grown on coarse textured soils, apply Banvel or Clarity at 0.5 pt/A, regardless of application method. Application may cause injury to nearby sensitive crops or plants. Application may result in temporary leaning of corn plants. Delay cultivation until plants return to normal growth patterns to avoid stalk breakage.

(continued on next page)

4/3/02

METRI DF POSTEMERGENCE BROADCAST RECOMMENDATIONS		
PRODUCT	RATE	DIRECTIONS AND REMARKS*
METRI DF + Basagran	2 oz/A + 1 pt/A	Apply as a broadcast spray after corn emergence but before corn exceeds 30 inches in height and the crop canopy closes the row. Adjuvants such as UAN (0.5 to 1 gal/A), ammonium sulfate (17 lbs/100 gal of spray solution), or nonionic surfactant (1 qt/100 gal of spray solution) may improve weed control.
METRI DF + Buctril or Buctril Gel	1.6 to 2 oz/A + 1 pt/A or 1/2 pt/A	Apply as a broadcast spray when corn is in the fourth true leaf stage or later but before the crop canopy closes the row. DO NOT USE ADJUVANTS. Occasional temporary corn leaf burn may occur and is similar to that observed from liquid fertilizers. Recovery is generally rapid with no lasting effect. To reduce potential for crop damage, application should be made to dry corn foliage when weather conditions are not extreme.
METRI DF + Buctril + atrazine (Premix)	1.6 to 2 oz/A + 1-1/2 to 2 pt/A	Apply as a broadcast spray during the interval from corn emergence until corn is 12 inches tall. DO NOT USE ADJUVANTS. Occasional temporary corn leaf burn may occur and is similar to that observed from liquid fertilizers. Recovery is generally rapid with no lasting effect. To reduce potential for crop damage, application should be made to dry corn foliage when weather conditions are not extreme.
METRI DF + Laddok S-12	2 oz/A + 1.33 to 1.66 pt/A	Apply as a broadcast spray after corn emergence until the corn is 12 inches tall. Adjuvants such as UAN (0.5 to 1 gal/A) may increase weed control. Laddok S-12 contains atrazine, and is a restricted use product. Follow all state and federal label recommendations and restrictions pertaining to atrazine.
METRI DF + Marksman	2 oz/A + 1-1/2 to 2 pt/A	Apply as a broadcast spray during the interval from corn emergence through the five-leaf stage or when corn is 8 inches tall, whichever occurs first. DO NOT USE ADJUVANTS. Application may cause injury to nearby sensitive crops or plants. Application may result in temporary leaning of corn plants. Delay cultivation until plants return to normal growth patterns to avoid stalk breakage. Marksman contains atrazine, and is a restricted use product. Follow all state and federal label recommendations and restrictions pertaining to atrazine.
METRI DF + Pursuit	2 oz/A + 2 to 4 oz/A	Use only on designated IMI-Corn hybrids (hybrids which are resistant/tolerant to Pursuit). Apply the 4.0 ounce rate of Pursuit if grasses are present or broadleaf weeds are near the maximum heights shown. Apply in combination with a nonionic surfactant (1 qt/100 gal of spray solution) and UAN (1 to 2 qt/A).
METRI DF + Resource	3 oz/A + 4 to 6 fl oz/A	Apply as a broadcast spray to field corn from 2-leaf through 10-leaf (visible leaf collars) stage. Adjuvants such as nonionic surfactant (0.25% v/v), UAN (2% v/v) or ammonium sulfate (2.5 lbs/A) may increase weed control.
METRI DF + Tough	2 oz/A + 1 to 2 pt/A	Apply as a broadcast spray after corn emergence but before corn height exceeds 30 inches and the crop canopy closes the row. A non-ionic surfactant (1 qt/100 gal of spray solution) may be added to improve weed control. Use the higher rates of Tough as weeds approach to maximum height listed or are found in high density. Tough may improve control on triazine/ALS resistant weeds.
* Consult the appropriate tank-mix partner's label for additional recommendations or restrictions. The most restrictive labeling applies to tank-mixes with METRI DF.		
† Application rate is based on, but not restricted to, 4 pounds active ingredient per gallon of 2,4-D.		

44/62

METRI DF POST DIRECTED RECOMMENDATIONS		
PRODUCT	RATE	DIRECTIONS AND REMARKS*
METRI DF + 2,4-D Amine or 2,4-D LVE	2 to 3 oz/A + 3/4 to 1-1/2 pt/A ¹ or 1/2 to 3/4 pt/A ¹	For corn greater than 8-inches tall, apply as a directed spray with drop nozzles before tassel emergence. Apply only to varieties known to be tolerant to 2,4-D. DO NOT USE ADJUVANTS. 2,4-D may cause injury to nearby sensitive crops. 2,4-D applications may result in brittle corn stalks, and winds or cultivation may cause stalk breakage. To reduce damage, delay cultivation 8 to 10 days after application.
METRI DF + Banvel	2 to 3 oz/A + 1/2 pt/A	For corn 8 to 36 inches tall, apply as a directed spray with drop nozzles. Application may be made up to 15 days prior to corn tasseling. If growing conditions are dry and plants are stressed, addition of a non-ionic surfactant (1 qt/100 gal of spray solution) may improve weed control. For corn grown on coarse textured soils, apply Banvel at 0.5 pt/acre, regardless of application method. Application may cause injury to nearby sensitive crops or plants. Application may result in temporary leaning of corn plants. Delay cultivation until plants return to normal growth patterns to avoid stalk breakage.
METRI DF + Buctril or Buctril Gel	2 to 3 oz/A + 1 to 1-1/2 pt/A or 1/2 to 3/4 pt/A	Apply as a directed spray with drop nozzles before tassel emergence. DO NOT USE ADJUVANTS. Occasional temporary corn leaf burn may occur and is similar to that observed from liquid fertilizers. Recovery is generally rapid with no lasting effect. To reduce potential for crop damage, application should be made to dry corn foliage when weather conditions are not extreme.
METRI DF + Scorpion III	3 to 4-1/2 oz/A + 4 oz/A	For corn 8 to 24 inches tall, apply as a directed spray with drop nozzles. Include nonionic surfactant (1 qt/100 gal) plus UAN (2.5 gal/100 gal) for optimum weed control.
*Consult the appropriate tank-mix partner's label for additional recommendations or restrictions. The most restrictive labeling applies to tank-mixes with METRI DF.		
¹ Application rate is based on, but not restricted to, 4 pounds active ingredient per gallon of 2,4-D.		

45/62

WEEDS CONTROLLED - POSTEMERGENCE BROADCAST APPLICATION

These tank mixtures with METRI DF will control the following annual weeds up to the maximum weed heights listed:

COMMON WEED NAME	METRI DF +									
	Atrazine	Banvel/Clarity	Basagran	Buctril/Buctril + atrazine	2,4-D	Marksman	Pursuit	Laddok S-12	Resource	Tough
	MAXIMUM WEED HEIGHT IN INCHES*									
Amaranth, Palmer	4 ^a	4	2 ^a	4 ^a	4	4	8 ^b	6	4	4
Buckwheat, wild	3	3	3	3	2	3	2	3	4	
Buffalobur	4	4		4		4	1			
Burcucumber		4		4	2	4				4
Carpetweed	2	2	2	2	2	2		2	3	4
Cocklebur, common	8	8	8	8	8	8	8 ^b	8	3	6
Eclipta	3	3	3	3	3	3		3		3
Henbit	3	3	2	2	2	4	3	3		4
Horseweed/marestail	3	4	1	1	3	6		2	3	
Jimsonweed	5	5	6	5	5	5	5	6	3	5
Knotweed	6	6	6	4	2	6	4	6		4
Kochia	2 ^a	2	1 ^a	2 ^a	2 ^a	2	2	2 ^a		4
Ladysthumb	6	6	6	6	4	6	4	6	4	6
Lambsquarters, common	6 ^a	6	1	6	6	6	4	5	4	4
Lettuce, prickly	4	4		3	4	5		3		
Mallow, Venice	2	2	2	2	2	2	2	4		
Morningglory, entire leaf	3	3	1	3	3	3	2	2		
Morningglory, ivyleaf	3	3	1	3	3	3	2	2		
Morningglory, pitted	3	3	1	3	3	3	2	2		
Morningglory, tall	3	3	1	3	3	3	2	2		
Mustard, tansy	4	4	4	4	4	4	4	4		
Mustard, wild	4	4	4	4	4	4	4	4		
Nightshade, black	6	6		6	1	6	3	1		4
Nightshade, eastern black	6	6		6	1	6	3	1		4
Pigweed, redroot	6 ^a	6	2 ^a	6 ^a	6	6	8 ^b	6 ^a	4	6
Pigweed, smooth	6 ^a	6	2 ^a	6 ^a	6	6	8 ^b	6 ^a	4	6
Poorjoe	3	3	3	3	3	3	3	3		
Purslane, common	1	3				4	1			3
Pusley, Florida	3	3	3	3	3	3		3	3	
Ragweed, common	5	5	3	5	5	6	3	4	3	
Ragweed, giant	4	5	2	4	3	6	4	4		
Sicklepod	3	3	3	3	3	3	3	3		2
Sida, prickly	1	1	3	1	1	2	1	2	2	1
Smartweed, Pennsylvania	6	6	6	6	4	6	4	6	4	
Sunflower, common	6	6	6	6	6	6	5	6		5
Thistle, Russian	1	3		3	1	3	1	1		3
Velvetleaf	6 ^a	6	6	6	4	6	5	6	6	
Waterhemp, spp.	5 ^a	5	2 ^a	5 ^a	5	5	4 ^b	2 ^a	4	5

*When weeds are approaching the maximum height listed or found in high densities, use the higher rate of METRI DF and the selected tank mix partners.

^aThese treatments will not control triazine resistant biotypes.

^bThese treatments will not control ALS resistant biotypes.

4/6/02

WEEDS CONTROLLED – POST DIRECTED APPLICATION				
These tank-mixtures with METRI DF will control the following annual weeds up to the maximum weed heights listed:				
COMMON WEED NAME	METRI DF +			
	2,4-D	Banvel	Buctril	Scorpion III
	MAXIMUM WEED HEIGHT IN INCHES*			
Amaranth, Palmer	12	12	6	8
Cocklebur, common	12	12	12	15
Jimsonweed	12	10	10	8
Ladysthumb	6	8	6	6
Lambsquarters, common	12	12	10	12
Morningglory, entire leaf	18	18	6	12
Morningglory, ivyleaf	18	18	6	12
Morningglory, pitted	18	18	6	12
Morningglory, tall	18	18	6	12
Nightshade, black	10	8	8	6
Nightshade, eastern black	10	8	8	6
Pigweed, redroot	12	12	6	8
Pigweed, smooth	12	12	6	8
Ragweed, common	8	8	8	10
Ragweed, giant	12	12	8	15
Smartweed, Pennsylvania	6	8	6	6
Sunflower, common	12	12	12	12
Velvetleaf	10	8	8	8
Waterhemp, tall	12	12	6	8

*When weeds are approaching the maximum height listed or found in high densities, use the higher rate of METRI DF and the selected tank mix partners.

PERENNIAL WEED SUPPRESSION

The following METRI DF tank-mixtures will provide top growth burndown and in season suppression of the following perennial weeds; however, regrowth may occur. For the best performance on these weeds, use the maximum rates of METRI DF, Banvel, Buctril, Buctril + atrazine, Clarity, Marksman, 2,4-D LVE or Pursuit recommended for these tank-mixtures.

METRI DF + Banvel or Clarity

Bindweed, field; Dandelion, common; Dock, curly; Smartweed, swamp; Thistle, Canada.

METRI DF + Buctril or Buctril + atrazine

Thistle, Canada.

METRI DF + 2,4-D LVE

Bindweed, field; Dandelion, common; Dock, curly; Smartweed, swamp; Thistle, Canada.

METRI DF + Marksman

Bindweed, field; Dandelion, common; Dock, curly; Smartweed, swamp; Thistle, Canada.

METRI DF + Pursuit

Thistle, Canada.

47/62

PREPLANT and PRE-EMERGENCE

Illinois, Indiana, Iowa, Kansas, Kentucky, Michigan, Minnesota, Missouri, Nebraska, Ohio, South Dakota and Wisconsin

METRI DF is recommended for additional residual control of certain broadleaf weed species in corn when applied as a tank-mix combination with both grass and broadleaf herbicides registered and recommended for use in field corn. METRI DF can be tank-mixed with recommended rates of the following herbicides:

Alachlor Atrazine Banvel Broadstrike Plus Bullet Clarity Frontier	Guardzman Harness Xtra Lariat Linex Linuron Marksman	Metolachlor Pentagon Prowl Pursuit* Pursuit Plus* Ramrod	Ramrod/Atrazine Simazine S-Metolachlor Surpass Surpass 100 Topnotch
---	---	---	--

*Use only on Pursuit resistant/tolerant corn hybrids (IMI corn).

Application: METRI DF may be applied to field corn preplant without incorporation up to 30 days prior to planting or pre-emergence. Applications may be made by either ground or aerial equipment. For tank-mixes, follow the most restrictive application methods of all products used.

SPECIAL PRECAUTIONS:

1. Do not apply more than 5-1/3 ounces METRI DF (0.25 pound active ingredient) per acre per growing season.
2. Do not apply on soils having pH 7.0 or greater.
3. Corn seed should be planted a minimum of 1-1/2 inches deep.
4. METRI DF may only be used in hybrid seed corn production fields if both inbred parents are known to be tolerant to METRI DF.
5. Not recommended for use on muck soils as reduced weed control may result.
6. Observe all precautions and limitations on labeling of all products used in tank-mixes.

Feeding restrictions: Corn treated with METRI DF may be harvested for silage or grain 60 days after treatment. For tank-mixes, follow the most restrictive preharvest interval of all products used.

Weeds controlled: METRI DF will aid in the residual pre-emergence control of the following weed species when tank-mixed with other registered grass and/or broadleaf corn herbicides:

Horseweed/marestail Ladysthumb Lambsquarters, common	Pigweed spp. Ragweed, common	Smartweed, Pennsylvania Sunflower	Velvetleaf Waterhemp, Tall
--	---------------------------------	--------------------------------------	-------------------------------

* For control of emerged weeds refer to the "Burndown Weed Control" section of the METRI label.

METRI DF FIELD CORN RATE RECOMMENDATIONS			
STATES		APPLICATION TIMING	METRI DF ozs/A
Iowa Kansas Missouri	Nebraska South Dakota	Preplant (0 to 30 days) Pre-emergence	2 to 5-1/3
Illinois Indiana Kentucky Michigan	Minnesota Ohio Wisconsin	Preplant (10 to 30 days) Preplant (0 to 9 days) Pre-emergence	2 to 5-1/3 2 to 4

REMARKS: Apply as a broadcast spray prior to corn emergence from the soil.

Do not apply METRI DF on coarse textured soils with less than 1.5% organic matter. Do not apply more than 4 oz. METRI DF per acre on soils with less than 2.0% organic matter.

For heavy weed infestations and/or early preplant applications, use the higher rates of METRI DF.

Consult the label of herbicide tank-mix partners to determine proper use rates for the other product(s).

4/8/62

SWEET CORN

PREPLANT AND PREEMERGENCE APPLICATIONS

(Illinois, Indiana, Iowa, Kansas, Kentucky, Michigan, Minnesota, Missouri, Nebraska, Ohio, South Dakota and Wisconsin)

METRI DF is recommended for additional residual weed control of certain broadleaf weed species, when applied in combination with other broadleaf and/or grass herbicides as a tank mixture. All products used must be labeled for use on sweetcorn. The most restrictive restrictions and precautions of all the products used must be observed. Use only labeled rates and methods of applications.

Tank Mixtures: METRI DF can be tank-mixed with the products containing one or more of the following herbicides: 2,4-D, alachlor, atrazine, cyanazine, glyphosate, linuron, metolachlor, metribuzin, paraquat, and pendimethalin.

Weeds Controlled: Refer to the **PREPLANT AND PREEMERGENCE APPLICATION – FIELD CORN** section of this label for a list of weeds controlled by METRI DF when applied before weed emergence. Use recommended adjuvants when emerged weeds are present. Refer to the **BURNDOWN WEED CONTROL – FIELD CORN** section for a list of weeds controlled and weed height restrictions.

Sequential Applications: Sequential applications of all herbicides containing metribuzin (the active ingredient in METRI DF) are subject to a limitation of not more than 0.25 pounds a.i. of metribuzin (5-1/3 ounces of METRI DF) per acre of corn per use season. There are no other specific restrictions on sequential applications due to the application of METRI DF.

SPECIAL PRECAUTIONS:

1. Do not apply more than a total of 5-1/3 ounces METRI DF (0.25 pounds metribuzin) per acre per growing season.
2. Do not apply preplant or preemergence on soils having a pH 7.0 or greater.
3. Corn seed should be planted a minimum of 1-1/2 inches deep.
4. METRI DF may only be used in hybrid seed production fields, if both inbred parents are known to be tolerant to METRI DF.
5. Reduced residual weed control may result when used on organic soils. For this reason, residual weed control is not claimed on organic soils.
6. Observe all precautions and limitations on labeling of all products used in tank mixtures.

Feeding restrictions: Grain, forage, and processing waste may be fed to livestock if harvested at least 60 days after the last application of METRI DF.

Sensitive Sweetcorn Hybrids: Make applications only to hybrids that have established tolerance to the application planned.

Application Methods and Timing: METRI DF can be applied preplant surface or preemergence as a broadcast or band application in water, fluid fertilizer, or impregnated on dry fertilizer. Ground or aerial equipment may be used. See DIRECTIONS FOR USE section of this label for directions.

Application Rate Recommendations: Refer to the DIRECTIONS FOR USE section of this label for definitions of "Soil Texture Group" and other information that applies to all applications. Use the lowest rate of the recommended rate range on soils with the lowest percent clay and organic matter for the group and progressively higher rate for increased clay and organic matter content. The clay content is at least twice as important as organic matter when adjusting rates. Rates will vary based on local conditions.

SOIL TEXTURE GROUP	SOIL ORGANIC MATTER CONTENT	
	1.5 to 2.9 %	3.0 % or More
ALL SAND SOILS	DO NOT USE	
COARSE	1.6 to 2.4 oz/A	2.5 to 2.8 oz/A
MEDIUM	3 to 3.3 oz/A	3.2 to 3.7 oz/A
FINE	3.6 to 4.0 oz/A	3.6 to 4.4 oz/A

For early preplant application more than 9 days before planting and fields with at least 30% crop residue on the soil surface at application, the application rate may be increased 1 oz/A, but not to exceed 5-1/3 oz/A.
 For band applications use proportional less per planted acre.
 See DIRECTIONS FOR USE section of this label.

49/62

GARBANZO BEANS (Chickpeas)

California, Idaho, Oregon, and Washington

Special Conditions of Sale for Use on Garbanzo Beans (Chickpeas): The following directions for use were developed under the direction of IR-4 (government minor crops use program). As such the testing was done independently from the testing program of AgValue-Metri, LLC Buyer is advised that AgValue-Metri, LLC makes no assurances regarding satisfaction with the product and that all risks of crop injury or product performance are assumed by the Buyer.

METRI DF herbicide is recommended as a pre-emergence application for the suppression of certain broadleaf weeds in garbanzo beans.

WEEDS SUPPRESSED*			
Common Chickweed	Dog Fennel (Mayweed)	Henbit	Shepherdspurse
Common Lambsquarters	Field Pennycress	Pigweed	Wild Mustard
*Suppression is a reduction in weed size and growth compared to a non-treated area in the same field. METRI DF used alone will not control triazine-resistant weed species.			

RECOMMENDED APPLICATIONS	
CROP	METRI DF Lb/Acre
Garbanzo beans	1/3 to 1/2
	Apply specified dosage in a single pre-emergence application using 10 to 40 gallons of water per acre with ground spray equipment. Apply before or after planting but before crop emergence. Thorough incorporation, either by rainfall or by mechanical means, is essential for weed suppression. Under dry conditions, incorporate METRI DF into the top 1 to 2 inches of soil with spike harrows, or similar shallow incorporation equipment, then cross harrow to ensure uniform soil incorporation. Where soil surface is moist at the time of application and rain follows before weed emergence, a broadcast application should provide adequate weed suppression.
	Use on coarse-textured soils, sandy soils or any soil with less than 1.5% organic matter will likely cause crop injury.
	Use the higher rate on fine textured soils (high in clay or organic matter) and in fields with a history of high weed populations.

SPECIAL PRECAUTIONS: Crop injury may result if crop is under stress conditions caused by cold weather, poor soil fertility, disease or insect damage.

Crop injury may result if application is followed by heavy rain. Avoid application of more than 1/2 inch of irrigation within one month after application of METRI DF, or crop injury may occur.

Do not use on clay knobs or poorly covered subsoils.

Do not apply pre-emergence on shallow seedings less than 2 inches deep.

Do not graze or feed treated vines to livestock within 40 days after application.

Maintain continuous spray tank agitation to keep material in suspension. Avoid overlapping of spray swaths and shut off spray booms while turning, slowing or stopping, or crop injury will occur.

NOTE: This treatment may cause some chlorosis or minor necrosis. Because garbanzo bean varieties may vary in their susceptibility to METRI DF, determine crop tolerance prior to adoption as a field scale practice to prevent possible injury.

LENTILS AND PEAS

(Idaho, Oregon, Washington, Montana, and North Dakota)

METRI DF herbicide is recommended as a pre-emergence and postemergence application for the suppression of certain broadleaf weeds in lentils and peas.

WEEDS SUPPRESSED*			
Common Chickweed**	Shepherdspurse**	Henbit**	Pennsylvania Smartweed
Lambsquarters	Field Pennycress	Corn Spurry	Pineapple Weed
Dog Fennel	Wild Mustard	Redroot Pigweed	Prostrate Knotweed
* Suppression is a reduction in weed size and growth compared to a non-treated area in the same field.			
**Pre-emergence application only.			

50/62

PRE-EMERGENCE APPLICATION: Make a single pre-emergence application of METRI DF at 1/4 to 1/2 lb per acre per crop year. Apply in 10 or more gallons of water per acre with ground spray equipment of 5 or more gallons of water per acre with aerial spray equipment. Apply METRI DF before or after planting. Thorough incorporation, either by rainfall or by mechanical means, is essential for weed suppression. Under dry conditions, incorporate METRI DF into the top 1 to 2 inches of soil with spike harrows, or similar shallow incorporation equipment, then cross harrow to ensure uniform soil incorporation. Where soil surface is moist at the time of application and rain follows before weed emergence, a broadcast application should provide adequate weed suppression.

Use the higher rate on fine-textured soils (high in clay or organic matter) and in fields with a history of high weed populations.

METRI DF may be applied pre- or post plant incorporated as a tank-mix combination with FARGO 4EC. Follow the Directions for Use statements on both product labels.

POSTEMERGENCE APPLICATION: One postemergence application may be made per season. Use 1/6 to 1/3 lb of METRI DF per acre on **lentils** and **spring peas**. On **winter peas**, use 1/4 to 1/3 lb of METRI DF per acre. For suppression of dog fennel, use 1/3 lb METRI DF per acre. Apply specified dosage in 20 or more gallons of water per acre with ground spray equipment or 5 or more gallons of water per acre with aerial spray equipment. Do not exceed 40 psi with ground spray equipment. Apply as a broadcast spray when weeds are small (less than 2 inches in height or diameter) and before crop is 6 inches tall.

Temporary chlorosis of the crop may occur. There is an added risk of crop injury if a postemergence application is made following a previous pre-emergence or post plant incorporated METRI DF application.

Do not apply over very moist soils or wet crop foliage. Do not apply postemergence applications within 3 days after periods of cool, wet, or cloudy weather or crop injury may occur.

Do not apply within 24 hours of treatment with other pesticides.

SPECIAL PRECAUTIONS (all applications): Do not apply more than 2/3 lb METRI DF per acre per year. Crop injury may result if crop is under stress conditions caused by cold weather, low fertility, disease or insect damage. Crop injury may also result if application is followed by heavy rain.

Do not use on coarse-textured soils, sandy soils or soils with less than 1.5% organic matter.

Do not apply to "Estin" lentils.

Do not use on clay knobs or poorly covered subsoils.

Do not apply on shallow seedings less than 2 inches deep (pre-emergence only).

Do not apply within 50 days of harvest of peas, or within 75 days of harvest of lentils. Do not graze or feed treated vines to livestock within 40 days after application.

Maintain continuous spray tank agitation to keep material in suspension. Avoid overlapping and shut off spray booms while turning, slowing or stopping, or crop injury will occur.

NOTE: This treatment may cause some chlorosis or minor necrosis. Because lentil and pea varieties may vary in their susceptibility to METRI DF, determining crop tolerance prior to adoption as a field scale practice is suggested to prevent possible injury.

For additional precautions, restrictions, limitations, and sprayer cleanup information refer to the appropriate sections of this label.

SUGARCANE (Hawaii Only)

METRI DF, a selective herbicide, is effective as a pre-emergence and an early postemergence broadcast application for control of certain grass and broadleaf weeds. When applied as a spot treatment, it also provides excellent control of perennial grasses and broadleaves.

Ground Application: METRI DF should be mixed by filling the spray tank half full of clean water. Then add the recommended amount of METRI DF to suit the total tank capacity and the rate of application per acre (preferably 25 to 35 gallons per acre). Complete filling the tank and maintain sufficient agitation during mixing and spraying to ensure a uniform spray mixture.

Aerial Application: METRI DF is recommended for use in aerial spray equipment as a pre-emergence or post-emergence application to irrigated sugarcane. Aerial spray equipment should be calibrated to apply the proper amount of METRI DF in 5 to 10 gallons of spray mixture per acre.

For aerial and chemigation application methods on sugarcane the maximum application rate is 2-2/3 lb METRI DF/acre.

To assure that spray will not adversely affect adjacent sensitive nontarget plants, apply this product by aircraft at a minimum upwind distance of 400 ft from sensitive plants.

5/1/62

METRI DF applied pre-emergence or postemergence to the sugarcane as a broadcast spray or spot treatment will effectively control the following when weeds are less than 3 inches in height.

Weeds Controlled in Irrigated and Non-irrigated Sugarcane			
Broadleaves			
Amaranth, Spiny (<i>Amaranthus spinosus</i>) Euphorbia, Wild (<i>Euphorbia</i> spp.)	Fireweed (<i>Erechtites hieracifolius</i>) Floras paintbrush (<i>Emilia sonochifolia</i>)	Spurge, Garden (<i>Euphorbia hirta</i>)	Spurge, Graceful (<i>Euphorbia glomerifera</i>)
Grasses			
Crabgrass (<i>Digitaria</i> spp.) Guineagrass (<i>Panicum maximum</i>)	Plushgrass (<i>Chloris radiata</i>)	Ricegrass (<i>Oryzopsis hymenoides</i>)	Wiregrass (<i>Eleusine indica</i>)
Weeds Controlled in Irrigated Sugarcane Only			
Broadleaves			
Amaranth, Spleen (<i>Amaranthus dubius</i>) Haole Koa (<i>Leucaena leucocephala</i>)	Hialoa (<i>Leucaena leucocephala</i>) Hilahila (<i>Mimosa pudica</i>)	Purslane, Common (<i>Portulaca oleracea</i>)	Rattlepod (<i>Crotalaria spectabilis</i>)
Grasses			
Alexandergrass (<i>Brachiaria plantaginea</i>)	Bristly foxtail (<i>Setaria verticillata</i>)		
Weeds Controlled in Non-irrigated Sugarcane Only			
Broadleaves			
Ageratum (<i>Ageratum conyzoides</i>)	Richardia (<i>Richardia brasiliensis</i>)	Tarweed (<i>Cuphea carthagenesis</i>)	

SUGARCANE (HAWAII ONLY) RECOMMENDED BROADCAST APPLICATIONS	
METRI DF Lb/Acre	REMARKS
2-2/3 to 5-1/3 (non-irrigated)	PRE-EMERGENCE (Irrigated and non-irrigated sugarcane): Apply specified dosage per acre as a broadcast spray to the soil surface. Applications should be made within two weeks after planting prior to cane emergence or shortly after emergence (spike stage). OR EARLY POSTEMERGENCE (Irrigated and non-irrigated sugarcane): Apply specified dosage per acre as a broadcast spray over the cane. Application may be delayed as long as 4 to 6 weeks after planting provided weeds are less than 3 inches in height.
5-1/3 to 8 (irrigated)	
2-2/3 to 5-1/3	OR POSTEMERGENCE: Apply specified dosage per acre as a broadcast spray to control weeds prior to "close in" time when cane shades out the weed growth.
3-1/3 to 6-2/3	SPOT TREATMENT: Apply specified dosage in 30 to 50 gallons of finished spray per acre. Spot treatments may be used to control weeds in missed areas, corners of fields, or areas of hard-to-control weeds.
NOTE: Do not apply more than 10-2/3 lb of METRI DF (8 lb active ingredient)/acre per crop cycle regardless of the method of application. The last application may be made up to 17 months of harvest.	

SPECIAL PRECAUTIONS: Do not use treated foliage for feed or forage.

52/68

SUGARCANE
(Louisiana and Texas Only)

Pre-emergence and postemergence applications of METRI DF with aerial or ground spray equipment are recommended for control of the following weeds in sugarcane in Louisiana and Texas:

Broadleaves			
Amaranth, Spiny (<i>Amaranthus spinosus</i>)	Henbit (<i>Lamium amplexicaule</i>)	Marestail (<i>Conyza canadensis</i>)	Purslane (<i>Portulaca oleracea</i>)
Bindweed, Field (<i>Convolvulus arvensis</i>)	Lambsquarters (<i>Chenopodium album</i>)	Mustard, Wild (<i>Brassica kaber</i>)	Sowthistle (<i>Sonchus</i> spp.)
Chickweed (<i>Cerastium vulgatum</i>)	London rocket (<i>Sisymbrium irio</i>)	Pigweeds (<i>Amaranthus</i> spp.)	
Grasses			
Broadleaf Signalgrass (<i>Brachiaria platyphylla</i>)	Crabgrass (<i>Digitaria</i> spp.) Foxtails (<i>Setaria</i> spp.)	Johnsongrass, Seedling (<i>Sorghum halepense</i>)	Oats, Winter (<i>Avena</i> spp.)

SUGARCANE (LOUISIANA AND TEXAS ONLY)
RECOMMENDED APPLICATIONS

METRI DF Lb/Acre	REMARKS
2 to 4	BROADCAST: Apply specified dosage per acre using 20 to 30 gallons of water with ground equipment or 5 gallons of water with aircraft spray equipment. Apply as a broadcast spray during the Fall after planting or to the stubble after harvest. Make a second application early in the Spring.
1 to 2	BAND: Apply specified dosage in 10 to 20 gallons of water per acre in a 30 to 36 inch band over the row during the Fall after planting or to the stubble after harvest. Make a second application early in the Spring.

SPECIAL PRECAUTIONS (Louisiana and Texas only):
Do not use treated foliage for feed or forage.
Use the higher rate on heavy clay soil and soil with a high percentage of organic matter. If necessary, a third application may be made in late Spring at layby. Do not apply within 60 days of harvest.

SUGARCANE (Florida Only)

Postemergence over-the-top or directed spray applications of METRI DF are recommended for the control of the following weeds in sugarcane in Florida.

Broadleaves			
Amaranth, Spiny (seedling) (<i>Amaranthus spinosus</i>)	Butterweed (Cressleaf groundsel) (<i>Senecio glabellus</i>)	Cudweed (<i>Gnaphalium</i> spp.)	Purslane (<i>Portulaca oleracea</i>)
Grasses			
*Crabgrass, large (<i>Digitaria sanguinalis</i>) Foxtail, bristlegrass (<i>Setaria magna</i>)	Goosegrass (<i>Eleusine indica</i>)	Panicum, broadleaf (<i>Panicum adspersum</i>)	Signalgrass, Broadleaf (<i>Brachiaria platyphylla</i>)

53/62

SUGARCANE (FLORIDA ONLY) RECOMMENDED APPLICATIONS	
METRI DF Lb/Acre	REMARKS
1-1/3 to 2-2/3	GROUND APPLICATION: METRI DF may be used in one or two applications with a minimum of 14 days between each application. Apply when weeds are less than 6 inches tall in 10 to 40 gallons of spray mixture per acre. POSTEMERGENCE BROADCAST OR BAND: Apply over the top of stubble or plant cane while sugarcane is less than 14 inches tall. POSTEMERGENCE DIRECTED SPRAY: Apply to sugarcane that is a minimum of 14 inches tall and before row closing.
1-1/3 to 2	AERIAL APPLICATION: Apply when weeds are less than 4 inches tall in 5 to 10 gallons of spray mixture per acre. Apply to stubble or plant cane while the sugarcane is less than 14 inches tall.

METRI DF PLUS Atrazine TANK-MIX: METRI DF may be used with atrazine as a pre-emergence or postemergence (before row closing) application to sugarcane. Rates for METRI DF are 1 to 2-2/3 lb/acre and atrazine 80% WP (4L) are 2-1/2 to 5 lb/acre (2 to 4 qt/acre). For additional information on precautions, instructions, limitations, application, and weeds controlled, refer to this label and the atrazine label.

SPECIAL PRECAUTIONS (Florida only): Do not use more than 2-2/3 lb per acre in a single growing season. Do not use on sand soils.

Spray contact with sugarcane foliage may result in minor leaf margin chlorosis and/or necrosis.

Do not apply within 60 days of harvest. Do not use treated crop for feed or forage.

Avoid spray overlaps or variations in application speed that may result in insufficient or excessive rates of application.

TOMATOES

Apply METRI DF herbicide with ground equipment to seeded and transplanted tomatoes as specified below under "Recommended Applications."

Aerial application is prohibited.

For effective control of grasses and broadleaf weeds with postemergence applications, apply METRI DF before weeds are 1-inch tall. Thorough spray coverage on weed foliage is essential for adequate control with postemergence applications.

Do not use air blast or other high pressure spray equipment to make postemergence applications of METRI DF. Refer to the appropriate section of this label for additional information regarding spray equipment, dilution rates, mixing, sprayer cleanup, restrictions, container disposal and cautions.

For specific application information see the "General Information" section in the front of this label.

WEEDS CONTROLLED			
PREPLANT INCORPORATED APPLICATIONS TRANSPLANT TOMATOES ONLY			
Broadcast Sprays - 1/3 to 2/3 Lb METRI DF/Acre			
Broadleaves			
Galinsoga (<i>Galinsoga spp.</i>)	Lambsquarters (<i>Chenopodium album</i>)	*Pigweed, Redroot (<i>Amaranthus retroflexus</i>)	*Purslane, Common (<i>Portulaca oleracea</i>)
Grasses			
*Goosegrass (<i>Eleusine indica</i>)			
Preplant incorporated applications applied as directed will suppress foxtails, panicums and barnyardgrass.			
METRI DF/Trifluralin Tank-mix: This tank-mix combination applied preplant incorporated as directed on this label will control the weeds listed above plus those weeds listed on the trifluralin label.			
*For optimum control of these weeds, use the highest rate recommended on the label for the type of application to be made. Repeat postemergence applications may be needed for best control.			
Postemergence applications as directed on this label will suppress barnyardgrass and crabgrass when these weeds are less than 1-inch tall.			

54/102

WEEDS CONTROLLED			
POSTEMERGENCE APPLICATIONS ESTABLISHED TOMATOES			
For effective control of weeds with postemergence applications, apply METRI DF before weeds are 1-inch tall.			
Broadcast Sprays 1/3 to 2/3 Lb METRI DF/Acre			
Broadleaves			
Carpetweed (<i>Mollugo verticillata</i>)	*Ladysthumb (<i>Polygonum persicaria</i>)	Pigweeds (<i>Amaranthus</i> spp.)	*Smartweed, Pennsylvania (<i>Polygonum pennsylvanicum</i>)
Fumitory (<i>Fumaria officinalis</i>)	Lambsquarters (<i>Chenopodium album</i>)	Purslane (<i>Portulaca oleracea</i>)	Toadflax (<i>Linaria</i> spp.)
Galinsoga (<i>Galinsoga</i> spp.)	Mustard, Wild (<i>Brassica kaber</i>)	*Ragweed, Common (<i>Ambrosia artemisiifolia</i>)	*Velvetleaf (<i>Abutilon theophrasti</i>)
*Jimsonweed (<i>Datura stramonium</i>)			
Directed Sprays 2/3 to 1-1/3 Lb METRI DF/Acre			
Grasses			
*Foxtail, Yellow (<i>Setaria glauca</i>)	Goosegrass (<i>Eleusine indica</i>)	Plus Weeds Listed Under Broadcast Sprays	
*For optimum control of these weeds, use the highest rate recommended on the label for the type of application to be made. Repeat postemergence applications may be needed for best control.			
Postemergence applications as directed on this label will suppress barnyardgrass and crabgrass when these weeds are less than 1-inch tall.			

RECOMMENDED BROADCAST APPLICATIONS FOR TOMATOES	
METRI DF *Lb/Acre	REMARKS
1/3 to 2/3	PREPLANT INCORPORATED – TRANSPLANT TOMATOES ONLY: Apply specified dosage in 10 or more gallons of water per acre as a broadcast spray to the soil surface immediately before transplanting. Incorporate to a depth of 2 to 4 inches with equipment capable of uniformly mixing the chemical into the soil. This application may be made alone or in a tank-mix combination with trifluralin. When transplanting tomatoes, place the root system of the plants below the herbicide incorporation zone or injury may occur. Refer to the trifluralin label for specific rate of application and for additional precautions and restrictions for tomatoes.
1/3 to 2/3	POSTEMERGENCE BROADCAST SPRAY – ESTABLISHED TOMATOES: Apply specified dosage in 20 or more gallons of water per acre as a broadcast spray, or apply in 1/4 to 3/4 inch of water (use 1/4 to 1/2 inch of water on sandy soils) per acre as a continuous injection in center pivot and lateral move systems or apply in the last 15 to 30 minutes of set in permanent solid set sprinkler systems. One or more applications may be applied per use season. Allow at least 14 days between applications or severe crop injury may occur. For transplanted tomatoes, do not apply until transplants have recovered from transplant shock and new growth is evident. Do not apply to tomatoes within 24 hours of application of other pesticides. Do not tank-mix with other pesticides. (See "Special Precautions" below.)
2/3 to 1-1/3	POSTEMERGENCE DIRECTED SPRAY – ESTABLISHED TOMATOES: Apply specified dosage in 20 or more gallons of water per acre as a directed spray. One or more applications may be applied per use season. Allow at least 14 days between applications or severe crop injury may occur. Avoid contacting tomato foliage with spray. This method of treatment is recommended for use in fields with a history of severe weed pressure or in fields infested with hard-to-control weeds. For transplanted tomatoes, do not apply until transplants have recovered from transplant shock and new growth is evident. Do not apply to tomatoes within 24 hours of application of other pesticides. (See "Special Precautions" below.) When banding see the appropriate section in the front of this label.

*Use the higher rate in fields with a history of severe weed pressure and for maximum residual weed control.

SPECIAL PRECAUTIONS (Tomatoes): Do not apply more than a total of 1-1/3 lb METRI DF per crop season. Do not apply the total amount of 1-1/3 lb METRI DF within a time span of less than 35 days, except in the case of directed sprays.

55/62

Allow at least 14 days between applications, regardless of dosage or method of application or severe crop injury may occur.

Do not apply within 7 days of harvest.

Do not apply within 3 days after periods of cool, wet or cloudy weather, or crop injury will occur.

Do not use hot caps on tomatoes within 7 days before or at any time after application of METRI DF. Do not treat seeded tomatoes until plants have reached the 5 to 6 leaf stage or severe crop injury may occur.

Crop injury or delayed maturity may result from broadcast or directed spray applications if tomatoes are growing under stress conditions such as periods of drought or cool, wet and cloudy weather preceding application.

For newly introduced tomato varieties with unknown tolerance to METRI DF, treat only a small area to determine if METRI DF can be used without injury to the crop.

DO NOT USE METRI DF ON TOMATOES IN KERN COUNTY, CALIFORNIA.

**CEREALS
(Spring and Winter Barley and Winter Wheat)**

METRI DF herbicide is recommended for control or suppression of certain grasses and broadleaf weeds when applied postemergence to spring and winter barley or winter wheat. METRI DF alone and several tank-mixture treatments are recommended for use in the following states: AR, GA, ID, IL, IN, KS, KY, LA, MS, MO, MT, NV, OH, OK, OR, TN, TX, UT, WA.

Mixing: See the "General Information" section of this label for specific mixing procedures. When tank-mixing, carefully follow the instructions on this label. Refer to the other product labels registered for use in barley and winter wheat for additional use directions, rates, weeds controlled and restrictions.

Application: METRI DF may be applied by aerial or ground application equipment. Use a minimum spray volume of 2 gpa by air and 10 gpa by ground. Uniform spray coverage is necessary to obtain optimum weed control and to minimize potential for crop injury. Do not exceed rates specified on this label. Do not apply METRI DF through any type of irrigation equipment. Apply METRI DF when the crop is healthy and actively growing. METRI DF may be applied more than once per crop season. Allow a minimum of 21 days between applications if wheat is actively growing or allow 45 days between applications if wheat is growing in adverse conditions, has entered dormancy or is stressed due to frost damage, disease, drought or excessive moisture. Do not use on soils containing less than 0.75% organic matter. Do not apply more than a total of 10.66 ounces METRI DF (8 ounces active ingredient) per acre per year. On irrigated cereals, do not apply more than 0.5 inch of water for the first irrigation, the maximum amount for each additional irrigation should not exceed 1 inch. Allow a minimum of 14 days between the first irrigation and subsequent irrigations.

Performance Factors: Weed control may not be observed for 2 to 4 weeks under normal growth conditions and for 4 to 6 weeks under very dry conditions. Moisture (at least 1/2 inch) is required within 2 to 3 weeks after application to move METRI DF into the weed root zone. Lack of adequate moisture after application may result in poor or erratic weed control. Control or suppression of listed weeds is dependent on weed size at time of application. Control or suppression may be reduced if broadleaf weeds are taller than 1 inch or grasses have more than 2 leaves.

Tank-mixtures: METRI DF may be tank-mixed with Ally, Amber, Finesse, Glean FC, Harmony Extra, 2,4-D, MCPA, Banvel/Banvel SGF, Bronate or Buctril herbicides. A nonionic surfactant containing at least 80% active ingredient may be used in METRI DF tank-mixes with sulfonyleurea herbicides (Ally, Amber, Finesse, Glean FC and Harmony Extra). Do not use a crop oil concentrate or any adjuvant containing vegetable or petroleum oils with any METRI DF mix as crop injury may result. Additional pesticides may also be tank-mixed with METRI DF unless specifically prohibited on the mix products' label. In some instances, combinations with organophosphate insecticides may cause temporary leaf yellowing and/or crop injury, especially when widely fluctuating day/night temperatures occur near application. Always refer to the other product labels registered for use on cereals for additional directions, rates and weed species controlled. Observe all precautions and limitations on labeling of all products used in mixtures.

Feeding Restrictions: Do not graze wheat within 14 days of METRI DF application or harvest grain within 21 days after last application. Do not graze or harvest barley before crop maturity. For tank-mix combinations, follow the most restrictive label.

SPECIAL PRECAUTIONS: Cereal Injury – Crop injury may occur if METRI DF is applied.

1. When the crop is under stress such as winter kill, frost damage, disease, drought or excessive moisture, severe grazing, or when these conditions follow the application.
2. In combination with fluid fertilizer especially with the addition of surfactant.
3. Prior to the growth stage specified on this label.
4. To soils high in lime or sodium, a pH greater than 7.7, calcareous, gravelly, thinly covered or exposed subsoil areas.

5/6/02

5. To fields where cereal seeds have been planted less than 1 inch deep.
6. To a non-winter hardy wheat or barley variety.
7. To a sensitive wheat or barley variety as listed below.
8. To frozen soil or crop still in winter dormancy.

Cereal Rotations Following Potatoes Treated with METRI DF: If planting a sensitive cereal variety (listed under the wheat and barley variety tolerance portion of this label), following potatoes treated with METRI DF or metribuzin containing products, refer to the potato section of the METRI DF label for special cultural practices to follow.

APPLICATION RECOMMENDATIONS

METRI DF alone or in a tank-mix with labeled broadleaf herbicides may be applied by aerial or ground spray equipment as a broadcast postemergence spray.

RECOMMENDED POSTEMERGENCE BROADCAST APPLICATIONS OF METRI DF			
CROP GROWTH STAGE	SOIL TEXTURE	METRI DF RATE (oz/A) % ORGANIC MATTER	
		0.75 to 2.0	Over 2.0
2 Leaf To 2 Tiller	Coarse	1 to 2	1 to 3
	Medium	1 to 3	2 to 3
	Fine	2 to 3	2 to 4
Use these rates on crops with secondary roots smaller than 1 inch. For dryland winter wheat (non-irrigated), apply the highest recommended rate to achieve maximum weed suppression/control.			
3 Tiller To 4 Tiller	Coarse	3 to 4	4 to 5
	Medium	4 to 5	5 to 6
	Fine	5 to 6	5 to 6
Use these rates on crops with secondary roots smaller than 1 inch. For dryland winter wheat (non-irrigated), apply the highest recommended rate to achieve maximum weed suppression/control.			
Over 4 Tillers	Coarse	4 to 6	5 to 8
	Medium	4 to 8	5 to 8
	Fine	5 to 8	8 to 10-2/3
Do not apply within 2 weeks after grazing or breaking of winter dormancy. Apply after the crop is at or beyond the 3 tiller growth stage but before jointing. Secondary roots should be developed and larger than 1 inch long. Do not apply before 75 days after planting. For dryland winter wheat (non-irrigated), apply the highest recommended rate to achieve maximum weed suppression/control. GEORGIA ONLY: Wheat must be planted before November 15 in the Piedmont area and Northern part of the state, and before December 1 in the Coastal Plain area.			

WHEAT AND BARLEY VARIETAL TOLERANCE*

Wheat and barley varieties vary in their tolerance to METRI DF. Varieties below are tolerant to and are recommended for use with METRI DF:

Winter Wheat: Abe, AgriPro Mason, AgriPro Shiloh, Arthur, AS 7846, AS 7853, Baker Seed 32, Barbie VI, Basin, Batum, Bayles, Becker, Bintee V, Buchshot DS 2368, Caldwell, Cardinal, Cashup, Centurk, Cherokee, Cheyenne, Clark, Coker 747, Coker 762, Coker 797, Coker 68-15, Coker 9134, Coker 9543, Coker 9904, Coker 9907, Daws, DB 533W, DB 562W, DB 580W, Delta King 502, Delta King 9027, Dixie 952, Doublecrop, Dusty, Dyna-gro 426, Dynasty, Excel, Faro, FFR 525W, Florida 302, FS 432, FS 433, FS 435, Gains, Garst 64, Georgia 100, Genie V, Hatton, Hawk, Hill 81, Howell, Hunter, Hyak, Hyslop, Katie VI, KY 16-2, Lamed, Lewis 833, Lewjain, Lisa, Longhorn, Luke, Madsen, Magnum, Malcom, McDermid, McNair 1003, McNair 1813, Molly, Moro, Neely, Nelson, Newton, Norstar, Norwin, Nugaines, Oasis, Omega 78, Paha, Peck, Pike, PI 2157, PI 2180, PI 2510, PI 2545, PI 2548, PI 2550, PI 2552, PI 2555, PI 2566, PI 2571, PI 2580, PI 2684, Quantum 577, Redwin, Rocky, Saluda, Sawyer, SC 104, Siouxland, Sprague, Southern Belle, Stacy, Stallion, Stephens, TAM W101, TAM 105, TE 877, TE 2548, TE SR204, Tiber, Tomahawk, TR 8555, TR 8557, TR 8768, Traveler, Tres, Tyee, Tyler, Verne, Victory, Wakefield, Wanser, Weston, Winalta, Wrangler.

57/62

Barley: Advance, Boyer, Clark, Compana, Hannchen, Hector, Hesk, Hudson, Lud, Luther, Kamiak, Klages, Olympic, Pirolina, Steptoe and Triumph.

The following cereal varieties are sensitive to METRI DF and are not recommended for use:

Winter Wheat: AgriPro Clemens, AT 90W, AT 91W, Arapaho, Baker Seed 33, Century, Cimarron, Coker 833, Coker 916, Coker 983, Coker 9024, Coker 9105, Coker 9323, Coker 9474, Coker 9663, Coker 9835, Coker Coker 9766, Coker 9877, EK 102, EK 114, FFR 555, Florida 304, Freedom, FS 417, FS 423, FS 425, FS 430, Gore, Hazen, Hickory, Jackson, Julie III, KY 49-25, Linden, Madison, Mesa, Mustang, Pacer, PI XW 522, PI 2551, PI 2163, Pioneer 2691, Princeton 733, PSR W71, PSR 226, PSR 278, Rosen, Savannah, Sierra, TAM 107, TR 101, TR 1011, TR 8822, Triumph 64, Vona, Wings, Winridge, Yamhill.

Spring/Durum Wheat: Avoid use on Spring wheat and Durum wheat varieties.

Barley: Glenn, Morex, Moravian 3, Larker, Summit, Bracken, Anheuser Busch B2601 and varieties with Morex parentage.

Varieties Not Listed: To avoid possible crop injury on any variety not mentioned in this label, contact an AgValue-Metri, LLC representative or herbicide expert for a variety recommendation prior to treatment or treat a small strip of the unlisted variety with the recommended METRI DF rate to ascertain crop tolerance before treating an entire field.

* Abbreviated names of vendors: AS (Agseco), AT (Agratech), DB (Diener Bros.), FS (Growmark FS), PI (Pioneer), PSR (Hybritech), SC (J.M. Schultz), TE (Terra), and TR (Terral).

WEEDS CONTROLLED

Used at recommended rates, METRI DF will control many annual broadleaf weeds. Control is best when applied to young, actively growing weeds. Weeds controlled by METRI DF include:

Bittercress Catchfly Conical (Sand) Catchweed (Madwort) Chickweed, Common Chickweed, Mouseear Corncockle Dogfennel (Mayweed) Evening Primrose, Cutleaf	Falseflax, Smallseed Fiddleneck, Tarweed Filaree, Redstem Geranium Carolina Gromwell, spp. Henbit Knotweed, Prostrate	Lambsquarter, Common Lettuce, Miners Mustard, Blue Radish, Wild Mustard, Wild Pennycress, Field Pepperweed, Virginia	Pigweed, spp. Pineappleweed Polemonium, Annual (Jacob's Ladder) Sheperdspurse Speedwell, Ivyleaf Turnip, Wild
--	---	--	--

WEEDS SUPPRESSED

METRI DF control of the following weeds varies from poor to excellent depending on time of application, stage of growth at application, temperatures and soil moisture conditions following treatment. For maximum effect on these weeds, apply the highest recommended rate at the earliest growth stage timing for each particular soil type and organic matter. Suppression is a reduction in weed size and growth as compared to a non-treated area in the same field.

Broadleaves			
Buckwheat, Wild* Buttercup, spp. Cowcockle	Kochia* Lettuce, Prickly	Mustard, Tansy Mustard, Tumble (Jim Hill)*	Thistle, Russian Vetch, Winter
Grasses			
Barley, Hare (Wild) Barley, Little Blackgrass Bluegrass, Annual	Bluegrass, Bulbous Brome, Downy* Brome, Japanese* Brome, Rippgut*	Cheat* Foxtail, spp.* Oat, Wild* Rescuegrass*	Whitlowgrass, Spring (Vernal) Windgrass
*Use the highest recommended METRI DF rate for maximum weed suppression.			

FOR WEED CONTROL IN A WHEAT/FALLOW/WHEAT ROTATION

(Idaho, Oregon, Utah and Washington Only)

METRI DF may be applied to provide weed control during the fallow period after wheat harvest or in the Spring before winter wheat is planted. Winter wheat can be seeded 4 months (120 days) after Spring application. Mechanical tillage or the application of a contact herbicide may be required to control weeds germinating prior to seeding of winter wheat. Best results will be obtained where straw and chaff are evenly distributed across the field.

For specific application information see the "General Information" section in the front of this label.

58/62

Where weed growth is present at application time, METRI DF should be applied with Gramoxone or other contact herbicide. Refer to the other product label registered for additional directions, rates, and weed species controlled.

WEEDS CONTROLLED			
Broadleaves			
Chickweed, Common (<i>Stellaria media</i>)	Mustard, Blue or Purple (<i>Chorispora tenella</i>)	Mustard, Wild (<i>Brassica kaber</i>)	*Russian Thistle (<i>Salsola iberica</i>)
Henbit (<i>Lamium amplexicaule</i>)	Mustard, Jim Hill (<i>Sisymbrium altissimum</i>)	Pennycress, Field (Fanweed) (<i>Thlaspi arvense</i>)	*Wild Sunflower (<i>Helianthus spp.</i>)
*Kochia (<i>Kochia scoparia</i>)	Mustard, Tansy (<i>Descurainia pinnata</i>)	Pigweeds (<i>Amaranthus spp.</i>)	
Lambsquarters (<i>Chenopodium album</i>)	Mustard, Treacle (<i>Eyrsimum repandum</i>)		
Grasses			
Cheatgrass (<i>Bromus secalinus</i>)	Downy Brome (<i>Bromus tectorum</i>)	*Wheat, Volunteer (<i>Triticum spp.</i>)	
*Note: Since control of these weeds may be variable depending on moisture following application, the higher label rate is recommended.			

After Harvest Application (Fall Fallow): METRI DF may be applied to wheat stubble after harvest in the Fall. Apply 2/3 to 5/6 lb per acre broadcast before weeds emerge. Use higher rate for longer weed control or for weeds designated as requiring the higher rate for control. Rainfall (1/2 inch or more) is necessary for herbicide activation. Do not plant crops in treated areas for at least 10 months following Fall applications.

METRI DF may be applied at 2/3 to 5/6 lb per acre as directed above for a Fall application. If other vegetation is present at the time of application use a contact herbicide.

Spring Application (Summer Fallow): METRI DF may be applied to wheat stubble in the Spring. Apply 1/2 to 2/3 lb per acre broadcast before weeds emerge in the Spring. Use higher rate for longer weed control or weeds designated as requiring higher rate for control. Rainfall (1/2 inch or more) is necessary for herbicide activation.

Precautions and Restrictions: Do not graze treated fields.

Do not plant Spring seeded cereals following Fall fallow applications of METRI DF.

Where METRI DF was applied in the Fall, do not apply METRI DF in the Spring.

FOR WEED CONTROL IN A FALLOW ROTATION WITH BARLEY AND WHEAT

(Colorado, Kansas, Montana, Nebraska, and Wyoming Only)

METRI DF may be applied to provide weed control during the fallow period after wheat or barley harvest or in the Spring before planting of Winter wheat or barley. Mechanical tillage or the application of a contact herbicide may be required to control weeds germinating prior to seeding of Winter wheat or barley.

For specific application information see the "General Information" section in the front of this label.

Where weed growth is present at application time, METRI DF should be applied with Gramoxone, Roundup, or other contact herbicide. Refer to the other product label registered for additional directions, rates, and weed species controlled. Do not plant crops in treated areas earlier than 10 months following Fall applications.

59/62

WEEDS CONTROLLED			
Broadleaves			
Chickweed, Common (<i>Stellaria media</i>)	Lambsquarters (<i>Chenopodium album</i>)	Mustard, Treacle (<i>Erysimum repandum</i>)	Pigweeds (<i>Amaranthus</i> spp.)
Cowcockle (<i>Vaccaria pyramidata</i>)	Mustard, Blue or Purple (<i>Chorispora tenella</i>)	Mustard, Wild (<i>Brassica kaber</i>)	Russian Thistle (<i>Salsola iberica</i>)
Henbit (<i>Lamium amplexicaule</i>)	Mustard, Jim Hill (<i>Sisymbrium altissimum</i>)	Pennycress, Field (fanweed) (<i>Thlaspi arvense</i>)	Sunflower (<i>Helianthus</i> spp.)
*Kochia (<i>Kochia scoparia</i>)	Mustard, Tansy (<i>Descurainia pinnata</i>)		
Grasses			
Cheatgrass (<i>Bromus secalinus</i>)	*Foxtail, Green (<i>Setaria viridis</i>)	*Wheat, Volunteer (<i>Triticum</i> spp.)	*Wild Oats (<i>Avena fatua</i>)
Downy Brome (<i>Bromus tectorum</i>)			
* Note: Since control of these weeds may vary depending on moisture following application, use the higher rate recommended below.			

AFTER HARVEST APPLICATION (Fall Fallow): METRI DF may be applied to the stubble after harvest in the Fall. Apply 5/6 to 1 lb per acre broadcast before weeds emerge. Use the higher rate for longer weed control or for weeds designated as requiring the higher rate for control. Rainfall (1/2 inch or more) is necessary for herbicide activation.

SPRING APPLICATION (Summer Fallow): METRI DF may be applied to the stubble in the Spring. Apply 1/2 to 2/3 lb per acre broadcast before weeds emerge in the Spring. Use the higher rate for longer weed control or weeds designated as requiring the higher rate for control. Rainfall (1/2 inch or more) is necessary for herbicide activation. Wheat or barley can be seeded 120 days after Spring application.

Precautions and Restrictions: Do not graze treated fields.

Do not plant Spring seeded cereals following Fall applications for fallow.

Where METRI DF was applied in the Fall, do not apply METRI DF in the Spring.

CROP ROTATION RECOMMENDATIONS			
Waiting Period After METRI DF Herbicide Application ¹			
4 Months	Alfalfa Asparagus Barley ² Corn	Forage Grasses Sainfoin Soybeans	Sugarcane Tomatoes Wheat ²
8 Months	Barley Cotton	Lentils Peas	Rice Wheat
12 Months	Other Crops Not Listed (except root crops)	Potatoes	
18 Months	Sugar Beets	Onions	And Other Root Crops
¹ Cover crops for soil building or erosion control may be planted any time, but do not graze or harvest for food or feed. Stand reductions may occur in some areas.			
² Following peas, lentils or soybeans			

IMPORTANT: READ BEFORE USE

Read the entire Directions for Use, Terms and Conditions of Use, Warranty Disclaimer and Limitation of Remedies before using this product. If terms are not acceptable, return unopened product container at once.

By using this product, user or buyer accepts the following Terms and Conditions of Use, Warranty Disclaimer and Limitation of Remedies.

TERMS AND CONDITIONS OF USE

If terms of the following Warranty Disclaimer, Inherent Risks of Use, and Limitation of Remedies are not acceptable, return unopened package at once to the seller for a full refund of purchase price paid. Otherwise, use by the buyer or any other user constitutes acceptance of the terms under Warranty Disclaimer, Inherent Risks of Use and Limitations of Remedies.

60/62

WARRANTY DISCLAIMER

AgValue-Metri, LLC warrants that this product conforms to the chemical description on the label and is reasonably fit for the purposes stated on the label when used in strict accordance with the directions, subject to the inherent risks set forth below. AgValue-Metri, LLC MAKES NO OTHER EXPRESS OR IMPLIED WARRANTY OF MERCHANTABILITY OR FITNESS FOR A PARTICULAR PURPOSE OR ANY OTHER EXPRESS OR IMPLIED WARRANTY.

INHERENT RISKS OF USE

It is impossible to eliminate all risks associated with use of this product. Plant injury, lack of performance, or other unintended consequences may result because of such factors as use of the product contrary to label instructions (including conditions noted on the label, such as unfavorable temperatures, soil conditions, etc.), abnormal conditions (such as excessive rainfall, drought, tornadoes, hurricanes), presence of other materials, the manner of application, or other factors, all of which are beyond the control of AgValue-Metri, LLC or the seller. All such risks shall be assumed by buyer.

LIMITATION OF REMEDIES

The exclusive remedy for losses or damages resulting from this product (including claims based on contract, negligence, strict liability, or other legal theories), shall be limited to, at AgValue-Metri, LLC's election, one of the following:

- (1) Refund of purchase price paid by buyer or user for product bought, or
- (2) Replacement of amount of product used.

AgValue-Metri, LLC shall not be liable for losses or damages resulting from handling or use of this product unless AgValue-Metri, LLC is promptly notified of such loss or damage in writing. In no case shall AgValue-Metri, LLC be liable for consequential, incidental or special damages or losses.

The terms of the Warranty Disclaimer above and this Limitation of Remedies cannot be varied by any written or verbal statements or agreements. No employee or sales agent of AgValue-Metri, LLC or the seller is authorized to vary or exceed the terms of the Warranty Disclaimer or this Limitation of Remedies in any manner. Buyer accepts this product subject to the foregoing limitations of warranty and of liability.

Banvel, Basagran, Clarity, Detail, Frontier, Guardsman, Laddok, Marksman, Pentagon, Poast, Prowl, Pursuit, Scepter and Squadron are registered trademarks of BASF Ag Products.

Bronate, Buctril and Turbo are registered trademarks of Bayer CropScience.

Command and Commence are registered trademarks of FMC Corp.

Amber, Eptam, Fusion, Gramoxone, Touchdown and Tough are registered trademarks of Syngenta Crop Protection, Inc.

Ally, Canopy, Finesse, Glean, Harmony and Matrix are registered trademarks of E. I. duPont de Nemours and Co.

Bullet, Freedom, Harness, Lariat, Lasso, Ramroad and Roundup are registered trademarks of Monsanto Co.

Broadstrike, Sonalan, Surflan, Surpass, Topnotch and Treflan are trademarks of Dow AgroSciences, LLC.

Linex is a registered trademark of Griffin, LLC.

Resource and Select are registered trademarks of Valent Agricultural Products.

X-77 is a registered trademark of Loveland Industries, Inc.

**AgValue-Metri, LLC
1124 N. Chinowth Ave.
Visalia, CA 93291**

6/1/02



1124 North Chinowth Street • Visalia, California 93291
Phone: 559/627-6956 • Fax: 559/627-6962 • Toll Free: 866/511-3171

June 17, 2003

To Whom It May Concern:

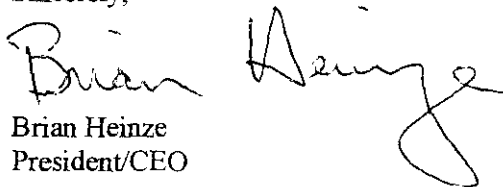
RE: Letter of Authorization

Dear Sir or Madam:

Please let this letter serve to confirm that Pyxis Regulatory Consulting, Inc. is authorized to represent AgValue-Metri, LLC, before the U.S. Environmental Protection Agency and state governmental agencies in all matters regarding our pesticide registrations pursuant to the Federal Insecticide, Fungicide and Rodenticide Act ("FIFRA"), 7 U.S.C. § 136 et seq. and state law.

If you have any questions, please do not hesitate to contact me.

Sincerely,


Brian Heinze
President/CEO

cc: Pyxis Regulatory Consulting, Inc.

PYXIS REGULATORY CONSULTING, INC.

11324 17th Ave. Ct. NW
Gig Harbor, WA 98332

Phone: 253-853-7369
Fax: 253-853-5516
www.PyxisRC.com

6/27/02

July 29, 2004

COURIER DELIVERY

Jim Tompkins (PM25)
Document Processing Desk (NOTIF)
Office of Pesticide Programs (7505C)
U.S. Environmental Protection Agency
Room 266A, Crystal Mall 2
1801 Bell Street
Arlington, VA 22202-4501

RE: AgValue-Metri, LLC – METRI DF (EPA Reg. No. 79604-2)
Submission of Label Notification Adding Alternate Container Disposal Language per PRN 98-10

Dear Mr. Tompkins:

On behalf of AgValue-Metri, LLC, we are submitting a label notification per PRN 98-10. Changes made to the enclosed labeling include:


- Changed "Net Contents" to "Net Weight" as product is a solid.
- Added alternate Container Disposal language as AgValue-Metri is proposing to package product in paper bags or plastic bottles. Only the applicable Container Disposal language will appear on the final product label based on the type of container used.

In support of this notification, we submit the following documents:

1. Completed Application for Registration (EPA Form 8570-1)
2. One (1) copy of the METRI DF labeling with changes highlighted
3. Letter of Authorization

Please do not hesitate to contact me if you have any questions or need any additional information.

Best Regards,



Michael Kellogg

Enclosures

cc: Brian Heinze; AgValue-Metri, LLC