



**UNITED STATES ENVIRONMENTAL PROTECTION AGENCY  
WASHINGTON, D.C. 20460**

**OFFICE OF CHEMICAL SAFETY  
AND POLLUTION PREVENTION**

December 1, 2023

Mr. Paul Greene  
Regulatory Consultant  
NOD Apiary Products USA Inc.  
8345 NW 66<sup>th</sup> St., #8418  
Miami, Fla. 33166

Subject: Labeling Notification per Pesticide Registration Notice (PRN) 98-10 – Adding dosage information to label as per state requirements  
Product Name: Mite Away Quick Strips  
EPA Registration Number: 75710-2  
EPA Receipt Date: 08/14/2023  
Action Case Number: 00454987

Dear Mr. Greene:


The U.S. Environmental Protection Agency (EPA) is in receipt of your application for notification under Pesticide Registration Notice (PRN) 98-10 for the above referenced product. The Biopesticides and Pollution Prevention Division (BPPD) has conducted a review of this request for its applicability under PRN 98-10 and finds that the action requested falls within the scope of PRN 98-10.

The labeling submitted with this application has been stamped “Notification” and will be placed in our records. You must submit one (1) copy of the final printed labeling with the modifications.

Should you wish to add/retain a reference to your company’s website on your label, then please be aware that the website becomes labeling under the Federal Insecticide, Fungicide, and Rodenticide Act (FIFRA) and is subject to review by the EPA. If the website is false or misleading, the product will be considered to be misbranded and sale or distribution of the product is unlawful under FIFRA section 12(a)(1)(E). 40 CFR § 156.10(a)(5) lists examples of statements the EPA may consider false or misleading. In addition, regardless of whether a website is referenced on your product’s label, claims made on the website may not substantially differ from those claims approved through the registration process. Therefore, should the EPA find or if it is brought to our attention that a website contains statements or claims substantially differing from statements or claims made in connection with obtaining a FIFRA section 3 registration, the website will be referred to the EPA’s Office of Enforcement and Compliance Assurance.

If you have any questions, please contact Nina Naimy via email at [naimy.nina@epa.gov](mailto:naimy.nina@epa.gov).

Sincerely,

A handwritten signature in blue ink, appearing to read "James Parker", with a long, sweeping underline that extends to the left and then curves back to the right.

James Parker, Team Leader  
Biochemical Pesticides Branch  
Biopesticides and Pollution  
Prevention Division (7511M)  
Office of Pesticide Programs

Enclosure

**NOTIFICATION**

75710-2

The applicant has certified that no changes, other than those reported to the label, have been made to the product since their submission by letter dated 12/01/2023.



# Mite Away Quick Strips®

For Treatment of Honey Bees Infested with Varroa Mites

ACTIVE INGREDIENT	
Formic Acid (including formates)	46.7 %
Other Ingredients	53.3 %
Total	100.0%

**FOR PESTICIDE REPORTING PURPOSES**  
292 g / dose

**NET CONTENTS**  
**15x2 DOSES**  
(4 strips)



**DANGER - POISON**  
**CORROSIVE TO SKIN AND EYES**

**KEEP OUT OF REACH OF CHILDREN**

**PELIGRO**

Si usted no entiende la etiqueta, busque a alguien para que se la explique a usted en detalle. (If you do not understand the label, find someone to explain it to you in detail.)

EPA REG. NO. 75710-2

EPA ESTABLISHMENT NO. 075710-CAN-001

Product Information Contact:  
NOD Apiary Products USA Inc.  
374 Sidney Street, Trenton,  
Ontario, Canada K8V 2V2

www.nodglobal.com  
(866) 483 2929  
info@nodglobal.com



PRODUCT OF CANADA



**READ THE ENCLOSED PACKAGING LEAFLET FOR FULL APPLICATION, FIRST AID AND PRECAUTIONARY STATEMENTS**

Mite Away Quick Strips® causes mortality to both male and female varroa under the brood cap as well as to the varroa on the adult bees.

Use Mite Away Quick Strips® as part of an integrated pest management (IPM) program. There are two treatment options when local thresholds are met:

**OPTION ONE:**  
2 strips for 7 days.

**OPTION TWO:**  
21-day treatment: 1st strip for 7 days and a 2nd strip applied 14 days later, for 21 days total.

**USER SAFETY RECOMMENDATIONS**

Users should remove Personal Protective Equipment/clothing immediately if pesticide gets inside. Wash thoroughly and put on clean clothing. Replace chemical gloves if punctured or stretched. Have water readily available should skin or eye contact occur. Only use outdoors, stand upwind of product. Use caution when opening the container, especially in warm weather.

**EXPIRY:**

**BATCH CODE:**

**PRECAUTIONARY STATEMENTS**

	<b>FIRST AID TREATMENT</b>	<ul style="list-style-type: none"> <li>Move person to fresh air.</li> <li>If a person is not breathing, call 911 or an ambulance, then give artificial respiration, preferably by mouth-to-mouth, if possible.</li> <li>Call a poison control center or doctor for further treatment advice</li> <li>Take off contaminated clothing.</li> <li>Rinse skin immediately with plenty of water for 15-20 minutes.</li> <li>Call a poison center or doctor for treatment advice.</li> <li>Hold eye open and rinse slowly and gently with water for 15-20 minutes.</li> <li>Remove contact lenses, if present, after the first 5 minutes, then continue rinsing eye.</li> <li>Call a poison center or doctor for treatment advice.</li> <li>Call a poison control center or doctor for further treatment advice.</li> <li>Have a person sip a glass of water if able to swallow.</li> <li>Do not induce vomiting unless told to do so by the poison control center or doctor.</li> <li>Do not give anything to an unconscious person.</li> </ul>
	<b>IF INHALED</b>	
	<b>IF ON SKIN OR CLOTHING</b>	
	<b>IF IN EYES</b>	
	<b>IF SWALLOWED</b>	
	<b>POISON CONTROL CENTER HOTLINE NUMBER 1.800.222.1222</b>	Have the product container with you when calling a poison control center or doctor, or when going for treatment.
	<b>NOTE TO PHYSICIAN:</b>	Probable mucosal damage may contraindicate the use of gastric lavage.

**HAZARDOUS TO HUMANS AND DOMESTIC ANIMALS DANGER - PELIGRO**

Corrosive. Causes skin burns and irreversible eye damage. Harmful if swallowed. Harmful if absorbed through the skin. Do not get in eyes, on skin, or on clothing. Harmful if inhaled. Avoid breathing vapor. Applicators and other handlers must wear coveralls over a long-sleeved shirt, long pants, socks and shoes, acid resistant gloves (PVC, neoprene, or nitrile), and protective eye-wear. Remove and wash contaminated clothing before reuse. Wash skin thoroughly with soap and water after handling and before eating, drinking, chewing gum, using tobacco or using the toilet.

**ENVIRONMENTAL HAZARDS**

For terrestrial use: Do not apply directly to water or to areas where surface water is present or to intertidal areas below the mean high water mark. Do not contaminate water when disposing of used container, wash water or rinseate.

**PHYSICAL OR CHEMICAL HAZARDS**

Corrosive - Do not allow product to contact metal surfaces. Do not place, even briefly, on metallic hive covers. Store unused product in original container.

**HANDLER PERSONAL PROTECTIVE EQUIPMENT (PPE)**

Applicators and other handlers must wear coveralls over a long-sleeved shirt, long pants, socks and shoes, acid resistant gloves (PVC, neoprene, or nitrile), and protective eyewear. Clean or replace PPE at end of each day's work period. Rinse off pesticides at rest breaks. Follow the manufacturer's instructions for cleaning/maintaining PPE. If no such instructions for washables exist, use detergent and hot water. Keep and wash PPE separately from other laundry.

**STORAGE AND DISPOSAL**

Do not contaminate water, food, or feed by storage or disposal.

**PESTICIDE STORAGE**

Store indoors, in original container, out of direct sunlight, in a cool (under 77°F), dry and well-ventilated area away from sulphuric acid, oxidizing agents, and sources of ignition and away from the reach of children. Avoid heat, sparks, and open flames. Do not eat, drink or smoke in areas of use or storage. Use caution when opening the container, especially in warm weather (i.e.: open outdoors and stay upwind). Keep separate to prevent cross contamination of other pesticides, fertilizer, food, or feed.

**FOR DISPOSAL OF UNUSED, UNWANTED OR DAMAGED PRODUCT**

Contact Local Municipal Waste Disposal Authority or the National Pesticide Information Center at: 1.800.858.7378 (www.npic.orst.edu) or contact the Manufacturer.

**CONTAINER HANDLING**

Non-refillable container. Do not reuse or refill this container. Place in trash or offer for recycling if available. If partly filled: Call your local solid waste agency or (1.800.858.7378 / www.npic.orst.edu) for disposal instructions.

**SACHET DISPOSAL**

Rinse or air dry empty sachet, wearing PPE, and then dispose in a sanitary landfill or by incineration or, if allowed by state and local authorities, by burning. If burned, stay out of smoke.

Pesticide wastes are acutely hazardous. Improper disposal of excess pesticide spray mixture, or rinsate is a violation of Federal Law. If these wastes cannot be disposed of by use according to these label instructions, contact your State Pesticide or Environmental Control Agency, or the Hazardous Waste Representative at the nearest EPA Regional Office for guidance.



# Mite Away Quick Strips

For Treatment of Honey Bees Infested with Varroa Mites

### ACTIVE INGREDIENT

Formic Acid (including formates)	46.7 %
Other Ingredients	53.3 %
Total	100.0%

### FOR PESTICIDE REPORTING PURPOSES

292 g / dose

NET CONTENTS  
**2 DOSES**  
(4 strips)

EPA REG. NO. 75710-2  
EPA ESTABLISHMENT NO. 075710-CAN-001

Product Information Contact:  
NOD Apiary Products USA Inc.  
374 Sidney Street, Trenton,  
Ontario, Canada K8V 2V2

www.nodglobal.com  
(866) 483 2929  
info@nodglobal.com



6-99283-38902-7



PRODUCT  
OF CANADA

**DANGER - POISON**  
**CORROSIVE TO SKIN AND EYES**  
**KEEP OUT OF REACH OF CHILDREN**

**PELIGRO**  
Si usted no entiende la etiqueta, busque a alguien para que se la explique a usted en detalle. (If you do not understand the label, find someone to explain it to you in detail)

### READ THE ENCLOSED PACKAGING LEAFLET FOR FULL APPLICATION, FIRST AID AND PRECAUTIONARY STATEMENTS

Mite Away Quick Strips® causes mortality to both male and female varroa under the brood cap as well as to the varroa on the adult bees.

Use Mite Away Quick Strips® as part of an integrated pest management (IPM) program. There are two treatment options when local thresholds are met:

**OPTION ONE:**  
2 strips for 7 days.

**OPTION TWO:**  
21-day treatment: 1st strip for 7 days and a 2nd strip applied 14 days later, for 21 days total.

### USER SAFETY RECOMMENDATIONS

Users should remove Personal Protective Equipment/clothing immediately if pesticide gets inside. Wash thoroughly and put on clean clothing. Replace chemical gloves if punctured or stretched. Have water readily available should skin or eye contact occur. Only use outdoors, stand upwind of product. Use caution when opening the container, especially in warm weather.

### EXPIRY:

**BATCH CODE:**

### PRECAUTIONARY STATEMENTS

#### IF INHALED

- Move person to fresh air.
- If a person is not breathing, call 911 or an ambulance, then give artificial respiration, preferably by mouth-to-mouth, if possible.
- Call a poison control center or doctor for further treatment advice

#### IF ON SKIN OR CLOTHING

- Take off contaminated clothing.
- Rinse skin immediately with plenty of water for 15-20 minutes.
- Call a poison center or doctor for treatment advice.

#### IF IN EYES

- Hold eye open and rinse slowly and gently with water for 15-20 minutes.
- Remove contact lenses, if present, after the first 5 minutes, then continue rinsing eye.
- Call a poison center or doctor for treatment advice.

#### IF SWALLOWED

- Call a poison control center or doctor for further treatment advice.
- Have a person sip a glass of water if able to swallow.
- Do not induce vomiting unless told to do so by the poison control center or doctor.
- Do not give anything to an unconscious person.

**POISON CONTROL CENTER HOTLINE NUMBER 1.800.222.1222**  
Have the product container with you when calling a poison control center or doctor, or when going for treatment.

**NOTE TO PHYSICIAN:** Probable mucosal damage may contraindicate the use of gastric lavage.

### HAZARDOUS TO HUMANS AND DOMESTIC ANIMALS DANGER - PELIGRO

Corrosive. Causes skin burns and irreversible eye damage. Harmful if swallowed. Harmful if absorbed through the skin. Do not get in eyes, on skin, or on clothing. Harmful if inhaled. Avoid breathing vapor. Applicators and other handlers must wear coveralls over a long-sleeved shirt, long pants, socks and shoes, acid resistant gloves (PVC, neoprene, or nitrile), and protective eye-wear. Remove and wash contaminated clothing before reuse. Wash skin thoroughly with soap and water after handling and before eating, drinking, chewing gum, using tobacco or using the toilet.

### ENVIRONMENTAL HAZARDS

For terrestrial use: Do not apply directly to water or to areas where surface water is present or to intertidal areas below the mean high water mark. Do not contaminate water when disposing of used container, wash water or rinseate.

### PHYSICAL OR CHEMICAL HAZARDS

Corrosive - Do not allow product to contact metal surfaces. Do not place, even briefly, on metallic hive covers. Store unused product in original container.

### HANDLER PERSONAL PROTECTIVE EQUIPMENT (PPE)

Applicators and other handlers must wear coveralls over a long-sleeved shirt, long pants, socks and shoes, acid resistant gloves (PVC, neoprene, or nitrile), and protective eyewear. Clean or replace PPE at end of each day's work period. Rinse off pesticides at rest breaks. Follow the manufacturer's instructions for cleaning/maintaining PPE. If no such instructions for washables exist, use detergent and hot water. Keep and wash PPE separately from other laundry.

### STORAGE AND DISPOSAL

Do not contaminate water, food, or feed by storage or disposal.

### PESTICIDE STORAGE

Store indoors, in original container, out of direct sunlight, in a cool (under 77°F), dry and well-ventilated area away from sulphuric acid, oxidizing agents, and sources of ignition and away from the reach of children. Avoid heat, sparks, and open flames. Do not eat, drink or smoke in areas of use or storage. Use caution when opening the container, especially in warm weather (i.e.: open outdoors and stay upwind). Keep separate to prevent cross contamination of other pesticides, fertilizer, food, or feed.

### FOR DISPOSAL OF UNUSED, UNWANTED OR DAMAGED PRODUCT

Contact Local Municipal Waste Disposal Authority or the National Pesticide Information Center at: 1.800.858.7378 (www.npic.orst.edu) or contact the Manufacturer.

### CONTAINER HANDLING

Non-refillable container. Do not reuse or refill this container. Place in trash or offer for recycling if available. If partly filled: Call your local solid waste agency or (1.800.858.7378 / www.npic.orst.edu) for disposal instructions.

### SACHET DISPOSAL

Rinse or air dry empty sachet, wearing PPE, and then dispose in a sanitary landfill or by incineration or, if allowed by state and local authorities, by burning. If burned, stay out of smoke.

Pesticide wastes are acutely hazardous. Improper disposal of excess pesticide spray mixture, or rinseate is a violation of Federal Law. If these wastes cannot be disposed of by use according to these label instructions, contact your State Pesticide or Environmental Control Agency, or the Hazardous Waste Representative at the nearest EPA Regional Office for guidance.



ACTIVE INGREDIENT	
Formic Acid (including formates)	46.7 %
Other Ingredients	53.3 %
Total	100.0%

**FOR PESTICIDE REPORTING PURPOSES**  
292 g / dose

**NET CONTENTS**  
**3x10 DOSES**  
(20 strips)

**EPA REG. NO. 75710-2**  
**EPA ESTABLISHMENT NO. 075710-CAN-001**  
Product Information Contact:  
NOD Apiary Products USA Inc.  
374 Sidney Street, Trenton,  
Ontario, Canada K8V 2V2

www.nodglobal.com  
(866) 483 2929  
info@nodglobal.com



**PRODUCT OF CANADA**

**PELIGRO**  
Si usted no entiende la etiqueta, busque a alguien para que se la explique a usted en detalle. (If you do not understand the label, find someone to explain it to you in detail.)

**DANGER - POISON**  
**CORROSIVE TO SKIN AND EYES**

**KEEP OUT OF REACH OF CHILDREN**



**READ THE ENCLOSED PACKAGING LEAFLET FOR FULL APPLICATION, FIRST AID AND PRECAUTIONARY STATEMENTS**

Mite Away Quick Strips® causes mortality to both male and female varroa under the brood cap as well as to the varroa on the adult bees.

Use Mite Away Quick Strips® as part of an integrated pest management (IPM) program. There are two treatment options when local thresholds are met:

**OPTION ONE:**  
2 strips for 7 days.

**OPTION TWO:**  
21-day treatment: 1st strip for 7 days and a 2nd strip applied 14 days later, for 21 days total.

**USER SAFETY RECOMMENDATIONS**

Users should remove Personal Protective Equipment/clothing immediately if pesticide gets inside. Wash thoroughly and put on clean clothing. Replace chemical gloves if punctured or stretched.

Have water readily available should skin or eye contact occur.

Only use outdoors, stand upwind of product. Use caution when opening the container, especially in warm weather.

**EXPIRY:**

**BATCH CODE:**

**PRECAUTIONARY STATEMENTS**

	<b>FIRST AID TREATMENT</b>	<ul style="list-style-type: none"> <li>Move person to fresh air.</li> <li>If a person is not breathing, call 911 or an ambulance, then give artificial respiration, preferably by mouth-to-mouth, if possible.</li> <li>Call a poison control center or doctor for further treatment advice.</li> <li>Take off contaminated clothing.</li> <li>Rinse skin immediately with plenty of water for 15-20 minutes.</li> <li>Call a poison center or doctor for treatment advice.</li> <li>Hold eye open and rinse slowly and gently with water for 15-20 minutes.</li> <li>Remove contact lenses, if present, after the first 5 minutes, then continue rinsing eye.</li> <li>Call a poison center or doctor for treatment advice.</li> <li>Call a poison control center or doctor for further treatment advice.</li> <li>Have a person sip a glass of water if able to swallow.</li> <li>Do not induce vomiting unless told to do so by the poison control center or doctor.</li> <li>Do not give anything to an unconscious person.</li> </ul>
	<b>IF INHALED</b>	
	<b>IF ON SKIN OR CLOTHING</b>	
	<b>IF IN EYES</b>	
	<b>IF SWALLOWED</b>	
<b>POISON CONTROL CENTER HOTLINE NUMBER 1.800.222.1222</b>		Have the product container with you when calling a poison control center or doctor, or when going for treatment.
<b>NOTE TO PHYSICIAN:</b>		Probable mucosal damage may contraindicate the use of gastric lavage.

**HAZARDOUS TO HUMANS AND DOMESTIC ANIMALS DANGER - PELIGRO**

Corrosive. Causes skin burns and irreversible eye damage. Harmful if swallowed. Harmful if absorbed through the skin. Do not get in eyes, on skin, or on clothing. Harmful if inhaled. Avoid breathing vapor. Applicators and other handlers must wear coveralls over a long-sleeved shirt, long pants, socks and shoes, acid resistant gloves (PVC, neoprene, or nitrile), and protective eye-wear. Remove and wash contaminated clothing before reuse. Wash skin thoroughly with soap and water after handling and before eating, drinking, chewing gum, using tobacco or using the toilet.

**ENVIRONMENTAL HAZARDS**

For terrestrial use: Do not apply directly to water or to areas where surface water is present or to intertidal areas below the mean high water mark. Do not contaminate water when disposing of used container, wash water or rinseate.

**PHYSICAL OR CHEMICAL HAZARDS**

Corrosive - Do not allow product to contact metal surfaces. Do not place, even briefly, on metallic hive covers. Store unused product in original container.

**HANDLER PERSONAL PROTECTIVE EQUIPMENT (PPE)**

Applicators and other handlers must wear coveralls over a long-sleeved shirt, long pants, socks and shoes, acid resistant gloves (PVC, neoprene, or nitrile), and protective eyewear. Clean or replace PPE at end of each day's work period. Rinse off pesticides at rest breaks. Follow the manufacturer's instructions for cleaning/maintaining PPE. If no such instructions for washables exist, use detergent and hot water. Keep and wash PPE separately from other laundry.

**STORAGE AND DISPOSAL**

Do not contaminate water, food, or feed by storage or disposal.

**PESTICIDE STORAGE**

Store indoors, in original container, out of direct sunlight, in a cool (under 77°F), dry and well-ventilated area away from sulphuric acid, oxidizing agents, and sources of ignition and away from the reach of children. Avoid heat, sparks, and open flames. Do not eat, drink or smoke in areas of use or storage. Use caution when opening the container, especially in warm weather (i.e.: open outdoors and stay upwind). Keep separate to prevent cross contamination of other pesticides, fertilizer, food, or feed.

**FOR DISPOSAL OF UNUSED, UNWANTED OR DAMAGED PRODUCT**

Contact Local Municipal Waste Disposal Authority or the National Pesticide Information Center at: 1.800.858.7378 (www.npic.orst.edu) or contact the Manufacturer.

**CONTAINER HANDLING**

Non-refillable container. Do not reuse or refill this container. Place in trash or offer for recycling if available. If partly filled: Call your local waste agency or (1.800.858.7378 / www.npic.orst.edu) for disposal instructions.

**SACHET DISPOSAL**

Rinse or air dry empty sachet, wearing PPE, and then dispose in a sanitary landfill or by incineration or, if allowed by state and local authorities, by burning. If burned, stay out of smoke.

Pesticide wastes are acutely hazardous. Improper disposal of excess pesticide spray mixture, or rinseate is a violation of Federal Law. If these wastes cannot be disposed of by use according to these label instructions, contact your State Pesticide or Environmental Control Agency, or the Hazardous Waste Representative at the nearest EPA Regional Office for guidance.





ACTIVE INGREDIENT	
Formic Acid (including formates)	46.7 %
Other Ingredients	53.3 %
Total	100.0%

**FOR PESTICIDE REPORTING PURPOSES**  
292 g / dose

**NET CONTENTS**  
**10 DOSES**  
(20 strips)

**EPA REG. NO. 75710-2**  
**EPA ESTABLISHMENT NO. 075710-CAN-001**  
Product Information Contact:  
NOD Apiary Products USA Inc.  
374 Sidney Street, Trenton,  
Ontario, Canada K8V 2V2

www.nodglobal.com  
(866) 483 2929  
info@nodglobal.com



**PRODUCT OF CANADA**

**PELIGRO**  
Si usted no entiende la etiqueta, busque a alguien para que se la explique a usted en detalle. (If you do not understand the label, find someone to explain it to you in detail.)

**DANGER - POISON**  
**CORROSIVE TO SKIN AND EYES**  
**KEEP OUT OF REACH OF CHILDREN**



**READ THE ENCLOSED PACKAGING LEAFLET FOR FULL APPLICATION, FIRST AID AND PRECAUTIONARY STATEMENTS**

Mite Away Quick Strips® causes mortality to both male and female varroa under the brood cap as well as to the varroa on the adult bees.

Use Mite Away Quick Strips® as part of an integrated pest management (IPM) program. There are two treatment options when local thresholds are met:

**OPTION ONE:**  
2 strips for 7 days.

**OPTION TWO:**  
21-day treatment: 1st strip for 7 days and a 2nd strip applied 14 days later, for 21 days total.






**USER SAFETY RECOMMENDATIONS**

Users should remove Personal Protective Equipment/clothing immediately if pesticide gets inside. Wash thoroughly and put on clean clothing. Replace chemical gloves if punctured or stretched.  
Have water readily available should skin or eye contact occur.  
Only use outdoors, stand upwind of product. Use caution when opening the container, especially in warm weather.

**EXPIRY:**

**BATCH CODE:**

**PRECAUTIONARY STATEMENTS**

	<b>FIRST AID TREATMENT</b>	<ul style="list-style-type: none"> <li>Move person to fresh air.</li> <li>If a person is not breathing, call 911 or an ambulance, then give artificial respiration, preferably by mouth-to-mouth, if possible.</li> <li>Call a poison control center or doctor for further treatment advice</li> <li>Take off contaminated clothing.</li> <li>Rinse skin immediately with plenty of water for 15-20 minutes.</li> <li>Call a poison center or doctor for treatment advice.</li> <li>Hold eye open and rinse slowly and gently with water for 15-20 minutes.</li> <li>Remove contact lenses, if present, after the first 5 minutes, then continue rinsing eye.</li> <li>Call a poison center or doctor for treatment advice.</li> <li>Call a poison control center or doctor for further treatment advice.</li> <li>Have a person sip a glass of water if able to swallow.</li> <li>Do not induce vomiting unless told to do so by the poison control center or doctor.</li> <li>Do not give anything to an unconscious person.</li> </ul>
	<b>IF INHALED</b>	
	<b>IF ON SKIN OR CLOTHING</b>	
	<b>IF IN EYES</b>	
	<b>IF SWALLOWED</b>	
<b>POISON CONTROL CENTER HOTLINE NUMBER 1.800.222.1222</b>		Have the product container with you when calling a poison control center or doctor, or when going for treatment.
<b>NOTE TO PHYSICIAN:</b>		Probable mucosal damage may contraindicate the use of gastric lavage.

**HAZARDOUS TO HUMANS AND DOMESTIC ANIMALS DANGER - PELIGRO**

Corrosive. Causes skin burns and irreversible eye damage. Harmful if swallowed. Harmful if absorbed through the skin. Do not get in eyes, on skin, or on clothing. Harmful if inhaled. Avoid breathing vapor. Applicators and other handlers must wear coveralls over a long-sleeved shirt, long pants, socks and shoes, acid resistant gloves (PVC, neoprene, or nitrile), and protective eye-wear. Remove and wash contaminated clothing before reuse. Wash skin thoroughly with soap and water after handling and before eating, drinking, chewing gum, using tobacco or using the toilet.

**ENVIRONMENTAL HAZARDS**

For terrestrial use: Do not apply directly to water or to areas where surface water is present or to intertidal areas below the mean high water mark. Do not contaminate water when disposing of used container, wash water or rinseate.

**PHYSICAL OR CHEMICAL HAZARDS**

Corrosive - Do not allow product to contact metal surfaces. Do not place, even briefly, on metallic hive covers. Store unused product in original container.

**HANDLER PERSONAL PROTECTIVE EQUIPMENT (PPE)**

Applicators and other handlers must wear coveralls over a long-sleeved shirt, long pants, socks and shoes, acid resistant gloves (PVC, neoprene, or nitrile), and protective eyewear. Clean or replace PPE at end of each day's work period. Rinse off pesticides at rest breaks. Follow the manufacturer's instructions for cleaning/maintaining PPE. If no such instructions for washables exist, use detergent and hot water. Keep and wash PPE separately from other laundry.

**STORAGE AND DISPOSAL**

Do not contaminate water, food, or feed by storage or disposal.

**PESTICIDE STORAGE**

Store indoors, in original container, out of direct sunlight, in a cool (under 77°F), dry and well-ventilated area away from sulphuric acid, oxidizing agents, and sources of ignition and away from the reach of children. Avoid heat, sparks, and open flames. Do not eat, drink or smoke in areas of use or storage. Use caution when opening the container, especially in warm weather (i.e.: open outdoors and stay upwind). Keep separate to prevent cross contamination of other pesticides, fertilizer, food, or feed.

**FOR DISPOSAL OF UNUSED, UNWANTED OR DAMAGED PRODUCT**

Contact Local Municipal Waste Disposal Authority or the National Pesticide Information Center at: 1.800.858.7378 (www.npic.orst.edu) or contact the Manufacturer.

**CONTAINER HANDLING**

Non-refillable container. Do not reuse or refill this container. Place in trash or offer for recycling if available. If partly filled: Call your local waste agency or (1.800.858.7378 / www.npic.orst.edu) for disposal instructions.

**SACHET DISPOSAL**

Rinse or air dry empty sachet, wearing PPE, and then dispose in a sanitary landfill or by incineration or, if allowed by state and local authorities, by burning. If burned, stay out of smoke.

Pesticide wastes are acutely hazardous. Improper disposal of excess pesticide spray mixture, or rinseate is a violation of Federal Law. If these wastes cannot be disposed of by use according to these label instructions, contact your State Pesticide or Environmental Control Agency, or the Hazardous Waste Representative at the nearest EPA Regional Office for guidance.



# Mite Away Quick Strips

For Treatment of Honey Bees Infested with Varroa Mites

### ACTIVE INGREDIENT

Formic Acid (including Formates)	46.7 %
Other Ingredients	53.3 %
Total	100.0%

### FOR PESTICIDE REPORTING PURPOSES

292 g / dose

# NET CONTENTS 30 DOSES (60 strips)



## DANGER - POISON CORROSIVE TO SKIN AND EYES

### KEEP OUT OF REACH OF CHILDREN

## PELIGRO

Si usted no entiende la etiqueta, busque a alguien para que se la explique a usted en detalle. (If you do not understand the label, find someone to explain it to you in detail.)

EPA REG. NO. 75710-2

EPA ESTABLISHMENT NO. 075710-CAN-001

Product Information Contact:  
NOD Apiary Products USA Inc.  
374 Sidney Street, Trenton,  
Ontario, Canada K8V 2V2

www.nodglobal.com

(866) 483 2929

info@nodglobal.com



PRODUCT  
OF CANADA



6 99283 38530 2

### READ THE ENCLOSED PACKAGING LEAFLET FOR FULL APPLICATION, FIRST AID AND PRECAUTIONARY STATEMENTS

Mite Away Quick Strips® causes mortality to both male and female varroa under the brood cap as well as to the varroa on the adult bees.

Use Mite Away Quick Strips® as part of an integrated pest management (IPM) program. There are two treatment options when local thresholds are met:

**OPTION ONE:**  
2 strips for 7 days.

**OPTION TWO:**  
21-day treatment: 1st strip for 7 days and a 2nd strip applied 14 days later, for 21 days total.

### USER SAFETY RECOMMENDATIONS

Users should remove Personal Protective Equipment/clothing immediately if pesticide gets inside. Wash thoroughly and put on clean clothing. Replace chemical gloves if punctured or stretched.  
Have water readily available should skin or eye contact occur.  
Only use outdoors, stand upwind of product. Use caution when opening the container, especially in warm weather.

### EXPIRY:

**BATCH CODE:**

### PRECAUTIONARY STATEMENTS

#### IF INHALED

- Move person to fresh air.
- If a person is not breathing, call 911 or an ambulance, then give artificial respiration, preferably by mouth-to-mouth, if possible.
- Call a poison control center or doctor for further treatment advice



#### IF ON SKIN OR CLOTHING

- Take off contaminated clothing.
- Rinse skin immediately with plenty of water for 15-20 minutes.
- Call a poison center or doctor for treatment advice.



#### IF IN EYES

- Hold eye open and rinse slowly and gently with water for 15-20 minutes.
- Remove contact lenses, if present, after the first 5 minutes, then continue rinsing eye.
- Call a poison center or doctor for treatment advice.



#### IF SWALLOWED

- Call a poison control center or doctor for further treatment advice.
- Have a person sip a glass of water if able to swallow.
- Do not induce vomiting unless told to do so by the poison control center or doctor.
- Do not give anything to an unconscious person.



**POISON CONTROL CENTER HOTLINE NUMBER 1.800.222.1222**  
Have the product container with you when calling a poison control center or doctor, or when going for treatment.

**NOTE TO PHYSICIAN:** Probable mucosal damage may contraindicate the use of gastric lavage.

### HAZARDOUS TO HUMANS AND DOMESTIC ANIMALS DANGER - PELIGRO

Corrosive. Causes skin burns and irreversible eye damage. Harmful if swallowed. Harmful if absorbed through the skin. Do not get in eyes, on skin, or on clothing. Harmful if inhaled. Avoid breathing vapor. Applicators and other handlers must wear coveralls over a long-sleeved shirt, long pants, socks and shoes, acid resistant gloves (PVC, neoprene, or nitrile), and protective eye-wear. Remove and wash contaminated clothing before reuse. Wash skin thoroughly with soap and water after handling and before eating, drinking, chewing gum, using tobacco or using the toilet.

### ENVIRONMENTAL HAZARDS

For terrestrial use: Do not apply directly to water or to areas where surface water is present or to intertidal areas below the mean high water mark. Do not contaminate water when disposing of used container, wash water or rinseate.

### PHYSICAL OR CHEMICAL HAZARDS

Corrosive - Do not allow product to contact metal surfaces. Do not place, even briefly, on metallic hives covers. Store unused product in original container.

### HANDLER PERSONAL PROTECTIVE EQUIPMENT (PPE)

Applicators and other handlers must wear coveralls over a long-sleeved shirt, long pants, socks and shoes, acid resistant gloves (PVC, neoprene, or nitrile), and protective eyewear. Clean or replace PPE at end of each day's work period. Rinse off pesticides at rest breaks. Follow the manufacturer's instructions for cleaning/maintaining PPE. If no such instructions for washables exist, use detergent and hot water. Keep and wash PPE separately from other laundry.

### STORAGE AND DISPOSAL

Do not contaminate water, food, or feed by storage or disposal.

### PESTICIDE STORAGE

Store indoors, in original container, out of direct sunlight, in a cool (under 77°F), dry and well-ventilated area away from sulphuric acid, oxidizing agents, and sources of ignition and away from the reach of children. Avoid heat, sparks, and open flames. Do not eat, drink or smoke in areas of use or storage. Use caution when opening the container, especially in warm weather (i.e.: open outdoors and stay upwind). Keep separate to prevent cross contamination of other pesticides, fertilizer, food, or feed.

### FOR DISPOSAL OF UNUSED, UNWANTED OR DAMAGED PRODUCT

Contact Local Municipal Waste Disposal Authority or the National Pesticide Information Center at: 1.800.858.7378 (www.npic.orst.edu) or contact the Manufacturer.

### CONTAINER HANDLING

Non-refillable container. Do not reuse or refill this container. Place in trash or offer for recycling if available. If partly filled: Call your local waste agency or (1.800.858.7378 / www.npic.orst.edu) for disposal instructions.

### SACHET DISPOSAL

Rinse or air dry empty sachet, wearing PPE, and then dispose in a sanitary landfill or by incineration or, if allowed by state and local authorities, by burning. If burned, stay out of smoke.

Pesticide wastes are acutely hazardous. Improper disposal of excess pesticide spray mixture, or rinsate is a violation of Federal Law. If these wastes cannot be disposed of by use according to these label instructions, contact your State Pesticide or Environmental Control Agency, or the Hazardous Waste Representative at the nearest EPA Regional Office for guidance.

## STORAGE AND DISPOSAL

Do not contaminate water, food, or feed by storage or disposal.

### PESTICIDE STORAGE

Store indoors, in original container, out of direct sunlight, in a cool (under 77°F), dry and well-ventilated area away from sulphuric acid, oxidizing agents, and sources of ignition and away from the reach of children. Avoid heat, sparks, and open flames. Do not eat, drink or smoke in areas of use or storage. Use caution when opening the container, especially in warm weather (i.e.: open outdoors and stay upwind). Keep separate to prevent cross contamination of other pesticides, fertilizer, food, or feed.

### FOR DISPOSAL OF UNUSED, UNWANTED OR DAMAGED PRODUCT

Contact Local Municipal Waste Disposal Authority or the National Pesticide Information Center at: 1.800.858.7378 ([www.npic.orst.edu](http://www.npic.orst.edu)) or contact the Manufacturer.

### CONTAINER HANDLING

Non-refillable container. Do not reuse or refill this container. Place in trash or offer for recycling if available. If partly filled: Call your local solid waste agency or (1.800.858.7378 / [www.npic.orst.edu](http://www.npic.orst.edu)) for disposal instructions.

### SACHET DISPOSAL

Rinse or air dry empty sachet, wearing PPE, and then dispose in a sanitary landfill or by incineration or, if allowed by state and local authorities, by burning. If burned, stay out of smoke. Pesticide wastes are acutely hazardous. Improper disposal of excess pesticide spray mixture, or rinsate is a violation of Federal Law. If these wastes cannot be disposed of by use according to these label instructions, contact your State Pesticide or Environmental Control Agency, or the Hazardous Waste Representative at the nearest EPA Regional Office for guidance.

### WARRANTY STATEMENT:

To the extent consistent with applicable law, the pesticide manufacturer, or the seller shall not be liable for consequential, special, or indirect damages resulting from the use, handling, application, storage, or disposal of this product, or for damages in the nature of penalties, and the buyer and the user waive any right that they may have to such damages.

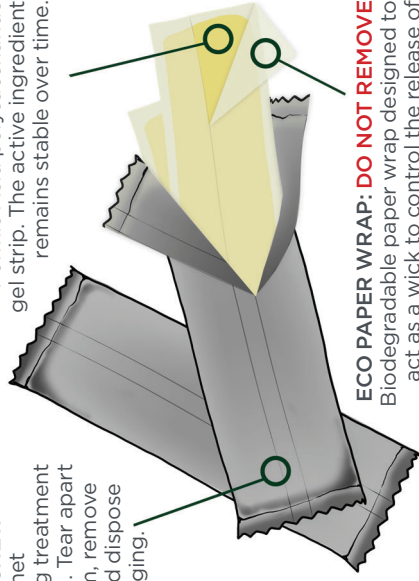
## MITE AWAY QUICK STRIPS® COMPONENTS

### OUTER METALLIC FILM SACHET:

enclosing treatment (2 strips). Tear apart outer film, remove strips and dispose of packaging.

### FORMIC ACID GEL MATRIX:

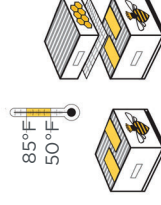
Formic Acid polysaccharide gel strip. The active ingredient remains stable over time.



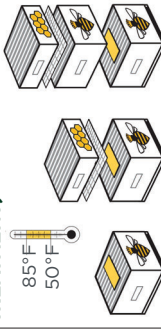
### ECO PAPER WRAP: DO NOT REMOVE

Biodegradable paper wrap designed to act as a wick to control the release of the formic acid vapors over the 7 day treatment period.

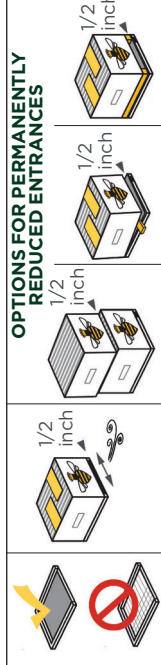
### OPTION ONE: 2 STRIPS (7 DAY TREATMENT)



### OPTION TWO: 1 STRIP AT DAY+0, 1 STRIP AT DAY+14 (21 DAY TREATMENT)



### OPTIONS FOR PERMANENTLY REDUCED ENTRANCES



# Mite Away Quick Strips®

For Treatment of Honey Bees Infested with Varroa Mites

ACTIVE INGREDIENT	FORMIC ACID (including formates)	46.7 %
Other ingredients		53.3 %
Total		100.0 %

**FOR PESTICIDE REPORTING PURPOSES**  
292 g / dose

## KEEP OUT OF REACH OF CHILDREN DANGER - POISON CORROSIVE TO SKIN AND EYES



## PELIGRO

Si usted no entiende la etiqueta, busque a alguien para que se la explique a usted en detalle. (If you do not understand the label, find someone to explain it to you in detail.)

### READ THE PACKAGING FOR FIRST AID AND PRECAUTIONARY STATEMENTS

**NET CONTENTS**  
**2 DOSES** (4 strips)  
**10 DOSES** (20 strips)  
**30 DOSES** (60 strips)

EPA REG. NO. 75710-2  
EPA ESTABLISHMENT NO. 075710-CAN-001

Product Information Contact:  
NOD, Apiary Products USA Inc.,  
374 Sidney Street, Trenton,  
Ontario, Canada K8V 2V2

[www.nodglobal.com](http://www.nodglobal.com)  
(866) 483 2929  
[info@nodglobal.com](mailto:info@nodglobal.com)



PRODUCT OF CANADA

Mite Away Quick Strips® causes mortality to both male and female varroa under the brood cap as well as to the varroa on the adult bees.

Use Mite Away Quick Strips® as part of an integrated pest management (IPM) program. There are two treatment options when local thresholds are met:

**OPTION ONE:**  
2 strips for 7 days.

**OPTION TWO:**  
21-day treatment: 1st strip for 7 days and a 2nd strip applied 14 days later, for 21 days total.



## PRECAUTIONARY STATEMENTS

FIRST AID TREATMENT	
 <b>IF INHALED</b>	<ul style="list-style-type: none"><li>• Move person to fresh air.</li><li>• If a person is not breathing, call 911 or an ambulance, then give artificial respiration, preferably by mouth-to-mouth, if possible.</li><li>• Call a poison control center or doctor for further treatment advice.</li></ul>
 <b>IF ON SKIN OR CLOTHING</b>	<ul style="list-style-type: none"><li>• Take off contaminated clothing.</li><li>• Rinse skin immediately with plenty of water for 15-20 minutes.</li><li>• Call a poison center or doctor for treatment advice.</li></ul>
 <b>IF IN EYES</b>	<ul style="list-style-type: none"><li>• Hold eye open and rinse slowly and gently with water for 15-20 minutes.</li><li>• Remove contact lenses, if present, after the first 5 minutes, then continue rinsing eye.</li><li>• Call a poison center or doctor for treatment advice.</li></ul>
 <b>IF SWALLOWED</b>	<ul style="list-style-type: none"><li>• Call a poison control center or doctor for further treatment advice.</li><li>• Have a person sip a glass of water if able to swallow.</li><li>• Do not induce vomiting unless told to do so by the poison control center or doctor.</li><li>• Do not give anything to an unconscious person.</li></ul>
<b>POISON CONTROL CENTER HOTLINE NUMBER 1.800.222.1222</b> Have the product container with you when calling a poison control center or doctor, or when going for treatment.	
<b>NOTE TO PHYSICIAN:</b> Probable mucosal damage may contraindicate the use of gastric lavage.	

## HAZARDOUS TO HUMANS AND DOMESTIC ANIMALS DANGER - PELIGRO

Corrosive. Causes skin burns and irreversible eye damage. Harmful if swallowed. Harmful if absorbed through the skin. Do not get in eyes, on skin, or on clothing. Harmful if inhaled. Avoid breathing vapor. Applicators and other handlers must wear coveralls over a long-sleeved shirt, long pants, socks and shoes, acid resistant gloves (PVC, neoprene, or nitrile), and protective eyewear. Remove and wash contaminated clothing before reuse. Wash skin thoroughly with soap and water after handling and before eating, drinking, chewing gum, using tobacco or using the toilet.

## ENVIRONMENTAL HAZARDS

For terrestrial use: Do not apply directly to water or to areas where surface water is present or to intertidal areas below the mean high water mark. Do not contaminate water when disposing of used container, wash water or rinsate.

## PHYSICAL OR CHEMICAL HAZARDS

Corrosive - Do not allow product to contact metal surfaces. Do not place, even briefly, on metallic hive covers. Store unused product in original container.

## HANDLER PERSONAL PROTECTIVE EQUIPMENT (PPE)

Applicators and other handlers must wear coveralls over a long-sleeved shirt, long pants, socks and shoes, acid resistant gloves (PVC, neoprene, or nitrile), and protective eyewear. Clean or replace PPE at end of each day's work period. Rinse off pesticides at rest breaks. Follow the manufacturer's instructions for cleaning/maintaining PPE. If no such instructions for washables exist, use detergent and hot water. Keep and wash PPE separately from other laundry.

## USER SAFETY RECOMMENDATIONS

Users should remove Personal Protective Equipment/Clothing immediately if pesticide gets inside. Wash thoroughly and put on clean clothing. Replace chemical gloves if punctured or stretched. Have water readily available should skin or eye contact occur. Only use outdoors, stand upwind of product. Use caution when opening the container, especially in warm weather.

## DIRECTIONS FOR USE

It is a violation of Federal law to use this product in a manner inconsistent with its labeling. Do not apply this product in a way that will contact workers or other persons, either directly or through drift. Only protected handlers may be in the area during application. For any requirements specific to your State or Tribe, consult the State or Tribal agency responsible for pesticide regulation.

## GENERAL INFORMATION

Mite Away Quick Strips® is a formic acid polysaccharide gel strip wrapped in eco-paper, which acts as a wick to control the release of the formic acid vapors. The excipients in the strips are saccharides. Appearance and texture of the strips may vary. Formic acid is commonly found in many plants and is a natural component of honey. The formulation concentrates Formic Acid to be an effective toxic bio-pesticide. Handle with care, following the use directions. Some brood mortality is to be expected early in the treatment, treatment may trigger supercedure of fragile queens.

**RESISTANCE MANAGEMENT:** Mites are not expected to develop resistance to Formic Acid. Rotation with other miticides is not necessary. Mite Away Quick Strips® should not be used at the same time as other miticides.

**TIMING:** It is highly recommended to monitor phoretic mite levels monthly during periods of brood rearing and treat when local thresholds are reached. Treat during the colony population increase phase to protect the bees going into the honey flow. Treat during the colony decrease phase to protect the bees that will make up the winter cluster. In warmer climates additional treatments may be necessary due to longer brood rearing time. Missed treatments can lead to excessive varroa loads and may require more than one treatment.

**HIVE CONFIGURATION:** Mite Away Quick Strips® is designed for use with standard Langstroth equipment or equivalent (e.g. Dadant), single or double brood chamber hives. The colony should be a minimum of 10,000 bees, covering approximately six 9" deep frames. An entrance must be provided that is the full width of the hive, typically the bottom board entrance, minimum height 1/2 inch. The bottom entrance must be fully open for the entire duration of treatment. Any restriction on the entrance into the brood chamber (e.g. reducer or mouse guard) must be removed to prevent excessive damage to the colonies. Screen bottom boards should be closed off during treatment to prevent formic acid vapor loss. Screen bottom boards should not be considered a source of fresh air as bees are not designed to move air up through the screen.

**APPLICATION:** There are two options for applying the product. Select preferred treatment option after reading the Options section below. Outside daytime highs should be between 50 - 85°F on day of application. Hot temperatures (>92°F during the first 3 days) may lead to excessive bee,

brood and queen loss. Colonies should have good food reserves prior to treatment, and should not be fed in-hive during the treatment. Do not disturb brood chamber frames during the application process. For hives with single or double brood chambers, place treatment on the top bars of the frames of the lower brood chamber. No additional spacer should be used.

Once the hive is prepared, carefully remove the strips from the sachet and separate the two strips. **DO NOT REMOVE THE ECO-PAPER WRAP - IT ACTS AS A WICK.**

## OPTION 1: 7-DAY TREATMENT

Lay two strips, staggering them so they lay flat and across the full width of the brood chamber, with approximately 2 inches between strips and 4 inches between the ends of the brood chamber and the outer edges of the strips. Follow the Application Options pictogram.

Add a honey super with frames at time of application if necessary to provide adequate space for strong colonies to expand, or if a honey flow is expected. It is acceptable to have queen excluders in place. Allow a minimum of one month between applications. Do not mix with other miticides.

## OPTION 2: 21-DAY TREATMENT

On Day+0: Lay one strip across the frames in the center of the brood chamber. Follow the Application Options pictogram.

Add a honey super with frames at time of application if necessary to provide adequate space for strong colonies to expand, or if a honey flow is expected. It is acceptable to have queen excluders in place.

On Day+14: Apply a second single strip as described above. The application of the second strip may be delayed if weather conditions at day +14 do not allow for treatment. The second strip must be applied as soon as weather conditions permit to complete treatment.

**POST APPLICATION:** Do not disturb the colony during the treatment period (exception: removing and replacing strip at day +14 as outlined in Option 2). Colonies are expected to expand the cluster as part of controlling vapor concentration during the first 3 days of treatment. Bearding behavior may be observed. Natural honey bee emergence and mortality rate is approximately 1,500 bees per day. A one-day equivalent of natural mortality (i.e. 1,200-1,500 bees or 2 cups) may be observed at the hive entrance during the treatment. Treatment may trigger supercedure of fragile queens, regardless of age. Check to ensure colonies are queen-right one full month after application. Spent strips do not need to be removed at the end of the treatment period. When removed, dispose of by composting when allowed by local regulations. Always follow applicable disposal regulations.