



UNITED STATES ENVIRONMENTAL PROTECTION AGENCY
WASHINGTON, D.C. 20460

OFFICE OF CHEMICAL SAFETY
AND POLLUTION PREVENTION

July 11, 2019

Dana Brown
Regulatory Coordinator
NOD Apiary Products USA Inc.
8345 NW 66th St. #8418
Miami, FL 33166

Subject: Non-PRIA (Pesticide Registration Improvement Act) Labeling Amendment – Acceptable amendment to add english translation to spanish warning statement.
Product Name: Mite-Away Quick Strips
EPA Registration Number: 75710-2
Application Date: 05/17/2019
OPP Decision Number: 551560

Dear Mr. Brown:

The amended labeling referred to above, submitted in connection with registration under the Federal Insecticide, Fungicide, and Rodenticide Act (FIFRA), as amended, is acceptable.

This approval does not affect any terms or conditions that were previously imposed on this registration. You continue to be subject to existing terms or conditions on your registration and any deadlines connected with them.

A stamped copy of your labeling is enclosed for your records. This labeling supersedes all previously accepted labeling. You must submit one (1) copy of the final printed labeling before you release this product for shipment with the new labeling. In accordance with 40 CFR § 152.130(c), you may distribute or sell this product under the previously approved labeling for 18 months from the date of this letter. After 18 months, you may only distribute or sell this product if it bears this new revised labeling or subsequently approved labeling. "To distribute or sell" is defined under FIFRA section 2(gg) and its implementing regulation at 40 CFR § 152.3.

Should you wish to add/retain a reference to your company's website on your label, then please be aware that the website becomes labeling under FIFRA and is subject to review by the U.S. Environmental Protection Agency (EPA). If the website is false or misleading, the product will be considered to be misbranded and sale or distribution of the product is unlawful under FIFRA section 12(a)(1)(E). 40 CFR § 156.10(a)(5) lists examples of statements the EPA may consider false or misleading. In addition, regardless of whether a website is referenced on your product's label, claims made on the website may not substantially differ from those claims approved through the registration process. Therefore, should the EPA find or if it is brought to our attention that a website contains false

Page 2 of 2
EPA Reg. No. 75710-2
OPP Decision No. 551560

or misleading statements or claims substantially differing from the EPA-approved registration, the website will be referred to the EPA's Office of Enforcement and Compliance Assurance.

Your release for shipment of this product constitutes acceptance of these terms. If these terms are not complied with, this registration will be subject to cancellation in accordance with FIFRA section 6.

If you have any questions, please contact Anna O'Neil by phone at (703) 347-8274 or via email at oneil.anna@epa.gov.

Sincerely,

A handwritten signature in blue ink that reads "Andrew C. Bryceland". The signature is fluid and cursive, with the first name being the most prominent.

Andrew Bryceland, Team Leader
Biochemical Pesticides Branch
Biopesticides and Pollution
Prevention Division (7511P)
Office of Pesticide Programs

Enclosure



ACTIVE INGREDIENT	
Formic Acid (including formates)	46.7 %
Other Ingredients	53.3 %
Total	100.0%

NET CONTENTS
2 DOSES
(4 strips)

EPA REG. NO. 75710-2
EPA ESTABLISHMENT NO. 075710-CAN-001

Product Information Contact:

NOD Apiary Products USA Inc.
P.O. Box 117, 2325 Frankford Road, Frankford,
Ontario, Canada K0K2C0

www.nodglobal.com

(866) 483 2929

info@nodglobal.com

ACCEPTED

07/11/2019

Under the Federal Insecticide, Fungicide
and Rodenticide Act as amended, for the
pesticide registered under
EPA Reg. No. 75710-2



DANGER - POISON
CORROSIVE TO
SKIN AND EYES

KEEP OUT OF REACH OF CHILDREN

PELIGRO

Si usted no entiende la etiqueta,
busque a alguien para que se la
explique a usted en detalle. (If
you do not understand the label,
find some one to explain it to you
in detail.)

**READ THE ENCLOSED
PACKAGING LEAFLET FOR
FULL APPLICATION, FIRST
AID AND PRECAUTIONARY
STATEMENTS**

Mite Away Quick Strips® causes mortality to both male and female varroa under the brood cap as well as to the varroa on the adult bees.

Use Mite Away Quick Strips® as part of an integrated pest management (IPM) program. There are two treatment options when local thresholds are met:

OPTION ONE:
2 strips for 7 days.

OPTION TWO:
21-day treatment: 1st strip for 7 days and a 2nd strip applied 14 days later, for 21 days total.

**USER SAFETY
RECOMMENDATIONS**

Users should remove Personal Protective Equipment/clothing immediately if pesticide gets inside. Wash thoroughly and put on clean clothing. Replace chemical gloves if punctured or stretched. Have water readily available should skin or eye contact occur.

Only use outdoors, stand upwind of product. Use caution when opening the container, especially in warm weather.

PRECAUTIONARY STATEMENTS

FIRST AID TREATMENT



IF INHALED

- Move person to fresh air.
- If a person is not breathing, call 911 or an ambulance, then give artificial respiration, preferably by mouth-to-mouth, if possible.
- Call a poison control center or doctor for further treatment advice



**IF ON SKIN
OR CLOTHING**

- Take off contaminated clothing.
- Rinse skin immediately with plenty of water for 15-20 minutes.
- Call a poison center or doctor for treatment advice.



IF IN EYES

- Hold eye open and rinse slowly and gently with water for 15-20 minutes.
- Remove contact lenses, if present, after the first 5 minutes, then continue rinsing eye.
- Call a poison center or doctor for treatment advice.



IF SWALLOWED

- Call a poison control center or doctor for further treatment advice.
- Have a person sip a glass of water if able to swallow.
- Do not induce vomiting unless told to do so by the poison control center or doctor.
- Do not give anything to an unconscious person.

POISON CONTROL CENTER HOTLINE NUMBER 1.800.222.1222

Have the product container with you when calling a poison control center or doctor, or when going for treatment.

NOTE TO PHYSICIAN: Probable mucosal damage may contraindicate the use of gastric lavage.

**HAZARDOUS TO HUMANS AND
DOMESTIC ANIMALS DANGER -
PELIGRO**

Corrosive. Causes skin burns and irreversible eye damage. Harmful if swallowed. Harmful if absorbed through the skin. Do not get in eyes, on skin, or on clothing. Harmful if inhaled. Avoid breathing vapor. Applicators and other handlers must wear coveralls over a long-sleeved shirt, long pants, socks and shoes, acid resistant gloves (PVC, neoprene, or nitrile), and protective eye-wear. Remove and wash contaminated clothing before reuse. Wash skin thoroughly with soap and water after handling and before eating, drinking, chewing gum, using tobacco or using the toilet.

ENVIRONMENTAL HAZARDS

For terrestrial use: Do not apply directly to water or to areas where surface water is present or to intertidal areas below the mean high water mark. Do not contaminate water when disposing of used container, wash water or rinsate.

**PHYSICAL OR CHEMICAL
HAZARDS**

Corrosive - Do not allow product to contact metal surfaces. Do not place, even briefly, on metallic hive covers. Store unused product in original container.

**HANDLER PERSONAL PROTECTIVE
EQUIPMENT (PPE)**

Applicators and other handlers must wear coveralls over a long-sleeved shirt, long pants, socks and shoes, acid resistant gloves (PVC, neoprene, or nitrile), and protective eyewear. Clean or replace PPE at end of each day's work period. Rinse off pesticides at rest breaks. Follow the manufacturer's instructions for cleaning/maintaining PPE. If no such instructions for washables exist, use detergent and hot water. Keep and wash PPE separately from other laundry.

STORAGE AND DISPOSAL

Do not contaminate water, food, or feed by storage or disposal.

PESTICIDE STORAGE

Store indoors, in original container, out of direct sunlight, in a cool (under 77°F), dry and well-ventilated area away from sulphuric acid, oxidizing agents, and sources of ignition and away from the reach of children. Avoid heat, sparks, and open flames. Do not eat, drink or smoke in areas of use or storage. Use caution when opening the container, especially in warm weather (i.e.: open outdoors and stay upwind). Keep separate to prevent cross contamination of other pesticides, fertilizer, food, or feed.

**FOR DISPOSAL OF UNUSED, UNWANTED OR
DAMAGED PRODUCT**

Contact Local Municipal Waste Disposal Authority or the National Pesticide Information Center at: 1.800.858.7378 (www.npic.orst.edu) or contact the Manufacturer.

CONTAINER HANDLING

Non-refillable container. Do not reuse or refill this container. Place in trash or offer for recycling if available. If partly filled: Call your local solid waste agency or (1.800.858.7378 / www.npic.orst.edu) for disposal instructions.

SACHET DISPOSAL

Rinse or air dry empty sachet, wearing PPE, and then dispose in a sanitary landfill or by incineration or, if allowed by state and local authorities, by burning. If burned, stay out of smoke.

Pesticide wastes are acutely hazardous. Improper disposal of excess pesticide spray mixture, or rinsate is a violation of Federal Law. If these wastes cannot be disposed of by use according to these label instructions, contact your State Pesticide or Environmental Control Agency, or the Hazardous Waste Representative at the nearest EPA Regional Office for guidance.

EXPIRY:

BATCH CODE:



ACTIVE INGREDIENT	
Formic Acid (including formates)	46.7 %
Other Ingredients	53.3 %
Total	100.0%

NET CONTENTS
15x 2 DOSES
(4 strips)

EPA REG. NO. 75710-2
EPA ESTABLISHMENT NO. 075710-CAN-001

Product Information Contact:
NOD Apiary Products USA Inc.
P.O. Box 117, 2325 Frankford Road, Frankford,
Ontario, Canada K0K2C0

www.nodglobal.com
(866) 483 2929
info@nodglobal.com



DANGER - POISON
CORROSIVE TO SKIN AND EYES
KEEP OUT OF REACH OF CHILDREN

PELIGRO
Si usted no entiende la etiqueta, busque a alguien para que se la explique a usted en detalle. (If you do not understand the label, find some one to explain it to you in detail.)

READ THE ENCLOSED PACKAGING LEAFLET FOR FULL APPLICATION, FIRST AID AND PRECAUTIONARY STATEMENTS

Mite Away Quick Strips® causes mortality to both male and female varroa under the brood cap as well as to the varroa on the adult bees.

Use Mite Away Quick Strips® as part of an integrated pest management (IPM) program. There are two treatment options when local thresholds are met:

OPTION ONE:
2 strips for 7 days.

OPTION TWO:
21-day treatment: 1st strip for 7 days and a 2nd strip applied 14 days later, for 21 days total.

USER SAFETY RECOMMENDATIONS

Users should remove Personal Protective Equipment/clothing immediately if pesticide gets inside. Wash thoroughly and put on clean clothing. Replace chemical gloves if punctured or stretched. Have water readily available should skin or eye contact occur.

Only use outdoors, stand upwind of product. Use caution when opening the container, especially in warm weather.

PRECAUTIONARY STATEMENTS

FIRST AID TREATMENT	
 IF INHALED	<ul style="list-style-type: none"> Move person to fresh air. If a person is not breathing, call 911 or an ambulance, then give artificial respiration, preferably by mouth-to-mouth, if possible. Call a poison control center or doctor for further treatment advice
 IF ON SKIN OR CLOTHING	<ul style="list-style-type: none"> Take off contaminated clothing. Rinse skin immediately with plenty of water for 15-20 minutes. Call a poison center or doctor for treatment advice.
 IF IN EYES	<ul style="list-style-type: none"> Hold eye open and rinse slowly and gently with water for 15-20 minutes. Remove contact lenses, if present, after the first 5 minutes, then continue rinsing eye. Call a poison center or doctor for treatment advice.
 IF SWALLOWED	<ul style="list-style-type: none"> Call a poison control center or doctor for further treatment advice. Have a person sip a glass of water if able to swallow. Do not induce vomiting unless told to do so by the poison control center or doctor. Do not give anything to an unconscious person.
<p>POISON CONTROL CENTER HOTLINE NUMBER 1.800.222.1222 Have the product container with you when calling a poison control center or doctor, or when going for treatment.</p>	
<p>NOTE TO PHYSICIAN: Probable mucosal damage may contraindicate the use of gastric lavage.</p>	

HAZARDOUS TO HUMANS AND DOMESTIC ANIMALS DANGER - PELIGRO

Corrosive. Causes skin burns and irreversible eye damage. Harmful if swallowed. Harmful if absorbed through the skin. Do not get in eyes, on skin, or on clothing. Harmful if inhaled. Avoid breathing vapor. Applicators and other handlers must wear coveralls over a long-sleeved shirt, long pants, socks and shoes, acid resistant gloves (PVC, neoprene, or nitrile), and protective eye-wear. Remove and wash contaminated clothing before reuse. Wash skin thoroughly with soap and water after handling and before eating, drinking, chewing gum, using tobacco or using the toilet.

ENVIRONMENTAL HAZARDS

For terrestrial use: Do not apply directly to water or to areas where surface water is present or to intertidal areas below the mean high water mark. Do not contaminate water when disposing of used container, wash water or rinsate.

PHYSICAL OR CHEMICAL HAZARDS

Corrosive - Do not allow product to contact metal surfaces. Do not place, even briefly, on metallic hive covers. Store unused product in original container.

HANDLER PERSONAL PROTECTIVE EQUIPMENT (PPE)

Applicators and other handlers must wear coveralls over a long-sleeved shirt, long pants, socks and shoes, acid resistant gloves (PVC, neoprene, or nitrile), and protective eyewear. Clean or replace PPE at end of each day's work period. Rinse off pesticides at rest breaks. Follow the manufacturer's instructions for cleaning/maintaining PPE. If no such instructions for washables exist, use detergent and hot water. Keep and wash PPE separately from other laundry.

STORAGE AND DISPOSAL

Do not contaminate water, food, or feed by storage or disposal.

PESTICIDE STORAGE

Store indoors, in original container, out of direct sunlight, in a cool (under 77°F), dry and well-ventilated area away from sulphuric acid, oxidizing agents, and sources of ignition and away from the reach of children. Avoid heat, sparks, and open flames. Do not eat, drink or smoke in areas of use or storage. Use caution when opening the container, especially in warm weather (i.e.: open outdoors and stay upwind). Keep separate to prevent cross contamination of other pesticides, fertilizer, food, or feed.

FOR DISPOSAL OF UNUSED, UNWANTED OR DAMAGED PRODUCT

Contact Local Municipal Waste Disposal Authority or the National Pesticide Information Center at: 1.800.858.7378 (www.npic.orst.edu) or contact the Manufacturer.

CONTAINER HANDLING

Non-refillable container. Do not reuse or refill this container. Place in trash or offer for recycling if available. If partly filled: Call your local solid waste agency or (1.800.858.7378 / www.npic.orst.edu) for disposal instructions.

SACHET DISPOSAL

Rinse or air dry empty sachet, wearing PPE, and then dispose in a sanitary landfill or by incineration or, if allowed by state and local authorities, by burning. If burned, stay out of smoke.

Pesticide wastes are acutely hazardous. Improper disposal of excess pesticide spray mixture, or rinsate is a violation of Federal Law. If these wastes cannot be disposed of by use according to these label instructions, contact your State Pesticide or Environmental Control Agency, or the Hazardous Waste Representative at the nearest EPA Regional Office for guidance.

EXPIRY:

BATCH CODE:



ACTIVE INGREDIENT	
Formic Acid (including formates)	46.7 %
Other Ingredients	53.3 %
Total	100.0%

NET CONTENTS
10 DOSES
(20 strips)

EPA REG. NO. 75710-2

EPA ESTABLISHMENT NO. 075710-CAN-001

Product Information Contact:

NOD Apiary Products USA Inc.
P.O. Box 117, 2325 Frankford Road, Frankford,
Ontario, Canada K0K2C0

www.nodglobal.com

(866) 483 2929

info@nodglobal.com



DANGER - POISON
CORROSIVE TO SKIN AND EYES
KEEP OUT OF REACH OF CHILDREN

PELIGRO

Si usted no entiende la etiqueta, busque a alguien para que se la explique a usted en detalle. (If you do not understand the label, find some one to explain it to you in detail.)

READ THE ENCLOSED PACKAGING LEAFLET FOR FULL APPLICATION, FIRST AID AND PRECAUTIONARY STATEMENTS

Mite Away Quick Strips® causes mortality to both male and female varroa under the brood cap as well as to the varroa on the adult bees.

Use Mite Away Quick Strips® as part of an integrated pest management (IPM) program. There are two treatment options when local thresholds are met:

OPTION ONE:
2 strips for 7 days.

OPTION TWO:
21-day treatment: 1st strip for 7 days and a 2nd strip applied 14 days later, for 21 days total.

USER SAFETY RECOMMENDATIONS

Users should remove Personal Protective Equipment/clothing immediately if pesticide gets inside. Wash thoroughly and put on clean clothing. Replace chemical gloves if punctured or stretched. Have water readily available should skin or eye contact occur.

Only use outdoors, stand upwind of product. Use caution when opening the container, especially in warm weather.

PRECAUTIONARY STATEMENTS

FIRST AID TREATMENT



IF INHALED

- Move person to fresh air.
- If a person is not breathing, call 911 or an ambulance, then give artificial respiration, preferably by mouth-to-mouth, if possible.
- Call a poison control center or doctor for further treatment advice



IF ON SKIN OR CLOTHING

- Take off contaminated clothing.
- Rinse skin immediately with plenty of water for 15-20 minutes.
- Call a poison center or doctor for treatment advice.



IF IN EYES

- Hold eye open and rinse slowly and gently with water for 15-20 minutes.
- Remove contact lenses, if present, after the first 5 minutes, then continue rinsing eye.
- Call a poison center or doctor for treatment advice.



IF SWALLOWED

- Call a poison control center or doctor for further treatment advice.
- Have a person sip a glass of water if able to swallow.
- Do not induce vomiting unless told to do so by the poison control center or doctor.
- Do not give anything to an unconscious person.

POISON CONTROL CENTER HOTLINE NUMBER 1.800.222.1222

Have the product container with you when calling a poison control center or doctor, or when going for treatment.

NOTE TO PHYSICIAN: Probable mucosal damage may contraindicate the use of gastric lavage.

HAZARDOUS TO HUMANS AND DOMESTIC ANIMALS DANGER - PELIGRO

Corrosive. Causes skin burns and irreversible eye damage. Harmful if swallowed. Harmful if absorbed through the skin. Do not get in eyes, on skin, or on clothing. Harmful if inhaled. Avoid breathing vapor. Applicators and other handlers must wear coveralls over a long-sleeved shirt, long pants, socks and shoes, acid resistant gloves (PVC, neoprene, or nitrile), and protective eye-wear. Remove and wash contaminated clothing before reuse. Wash skin thoroughly with soap and water after handling and before eating, drinking, chewing gum, using tobacco or using the toilet.

ENVIRONMENTAL HAZARDS

For terrestrial use: Do not apply directly to water or to areas where surface water is present or to intertidal areas below the mean high water mark. Do not contaminate water when disposing of used container, wash water or rinsate.

PHYSICAL OR CHEMICAL HAZARDS

Corrosive - Do not allow product to contact metal surfaces. Do not place, even briefly, on metallic hive covers. Store unused product in original container.

HANDLER PERSONAL PROTECTIVE EQUIPMENT (PPE)

Applicators and other handlers must wear coveralls over a long-sleeved shirt, long pants, socks and shoes, acid resistant gloves (PVC, neoprene, or nitrile), and protective eyewear. Clean or replace PPE at end of each day's work period. Rinse off pesticides at rest breaks. Follow the manufacturer's instructions for cleaning/maintaining PPE. If no such instructions for washables exist, use detergent and hot water. Keep and wash PPE separately from other laundry.

STORAGE AND DISPOSAL

Do not contaminate water, food, or feed by storage or disposal.

PESTICIDE STORAGE

Store indoors, in original container, out of direct sunlight, in a cool (under 77°F), dry and well-ventilated area away from sulphuric acid, oxidizing agents, and sources of ignition and away from the reach of children. Avoid heat, sparks, and open flames. Do not eat, drink or smoke in areas of use or storage. Use caution when opening the container, especially in warm weather (i.e.: open outdoors and stay upwind). Keep separate to prevent cross contamination of other pesticides, fertilizer, food, or feed.

FOR DISPOSAL OF UNUSED, UNWANTED OR DAMAGED PRODUCT

Contact Local Municipal Waste Disposal Authority or the National Pesticide Information Center at: 1.800.858.7378 (www.npic.orst.edu) or contact the Manufacturer.

CONTAINER HANDLING

Non-refillable container. Do not reuse or refill this container. Place in trash or offer for recycling if available. If partly filled: Call your local solid waste agency or (1.800.858.7378 / www.npic.orst.edu) for disposal instructions.

SACHET DISPOSAL

Rinse or air dry empty sachet, wearing PPE, and then dispose in a sanitary landfill or by incineration or, if allowed by state and local authorities, by burning. If burned, stay out of smoke.

Pesticide wastes are acutely hazardous. Improper disposal of excess pesticide spray mixture, or rinsate is a violation of Federal Law. If these wastes cannot be disposed of by use according to these label instructions, contact your State Pesticide or Environmental Control Agency, or the Hazardous Waste Representative at the nearest EPA Regional Office for guidance.

EXPIRY:

BATCH CODE:



ACTIVE INGREDIENT	
Formic Acid (including formates)	46.7 %
Other Ingredients	53.3 %
Total	100.0%

3x 10 NET CONTENTS
DOSES
(20 strips)

EPA REG. NO. 75710-2
EPA ESTABLISHMENT NO. 075710-CAN-001

Product Information Contact:
NOD Apiary Products USA Inc.
P.O. Box 117, 2325 Frankford Road, Frankford,
Ontario, Canada K0K2C0

www.nodglobal.com
(866) 483 2929
info@nodglobal.com



DANGER - POISON
CORROSIVE TO SKIN AND EYES
KEEP OUT OF REACH OF CHILDREN

PELIGRO
Si usted no entiende la etiqueta,
busque a alguien para que se la
explique a usted en detalle. (If
you do not understand the label,
find some one to explain it to
you in detail.)

**READ THE ENCLOSED
PACKAGING LEAFLET FOR
FULL APPLICATION, FIRST
AID AND PRECAUTIONARY
STATEMENTS**

Mite Away Quick Strips® causes mortality to both male and female varroa under the brood cap as well as to the varroa on the adult bees.

Use Mite Away Quick Strips® as part of an integrated pest management (IPM) program. There are two treatment options when local thresholds are met:

OPTION ONE:
2 strips for 7 days.

OPTION TWO:
21-day treatment: 1st strip for 7 days and a 2nd strip applied 14 days later, for 21 days total.

**USER SAFETY
RECOMMENDATIONS**

Users should remove Personal Protective Equipment/clothing immediately if pesticide gets inside. Wash thoroughly and put on clean clothing. Replace chemical gloves if punctured or stretched. Have water readily available should skin or eye contact occur.

Only use outdoors, stand upwind of product. Use caution when opening the container, especially in warm weather.

PRECAUTIONARY STATEMENTS

FIRST AID TREATMENT	
 IF INHALED	<ul style="list-style-type: none"> • Move person to fresh air. • If a person is not breathing, call 911 or an ambulance, then give artificial respiration, preferably by mouth-to-mouth, if possible. • Call a poison control center or doctor for further treatment advice
 IF ON SKIN OR CLOTHING	<ul style="list-style-type: none"> • Take off contaminated clothing. • Rinse skin immediately with plenty of water for 15-20 minutes. • Call a poison center or doctor for treatment advice.
 IF IN EYES	<ul style="list-style-type: none"> • Hold eye open and rinse slowly and gently with water for 15-20 minutes. • Remove contact lenses, if present, after the first 5 minutes, then continue rinsing eye. • Call a poison center or doctor for treatment advice.
 IF SWALLOWED	<ul style="list-style-type: none"> • Call a poison control center or doctor for further treatment advice. • Have a person sip a glass of water if able to swallow. • Do not induce vomiting unless told to do so by the poison control center or doctor. • Do not give anything to an unconscious person.
POISON CONTROL CENTER HOTLINE NUMBER 1.800.222.1222 Have the product container with you when calling a poison control center or doctor, or when going for treatment.	
NOTE TO PHYSICIAN: Probable mucosal damage may contraindicate the use of gastric lavage.	

**HAZARDOUS TO HUMANS AND
DOMESTIC ANIMALS DANGER -
PELIGRO**

Corrosive. Causes skin burns and irreversible eye damage. Harmful if swallowed. Harmful if absorbed through the skin. Do not get in eyes, on skin, or on clothing. Harmful if inhaled. Avoid breathing vapor. Applicators and other handlers must wear coveralls over a long-sleeved shirt, long pants, socks and shoes, acid resistant gloves (PVC, neoprene, or nitrile), and protective eye-wear. Remove and wash contaminated clothing before reuse. Wash skin thoroughly with soap and water after handling and before eating, drinking, chewing gum, using tobacco or using the toilet.

ENVIRONMENTAL HAZARDS

For terrestrial use: Do not apply directly to water or to areas where surface water is present or to intertidal areas below the mean high water mark. Do not contaminate water when disposing of used container, wash water or rinsate.

**PHYSICAL OR CHEMICAL
HAZARDS**

Corrosive - Do not allow product to contact metal surfaces. Do not place, even briefly, on metallic hive covers. Store unused product in original container.

**HANDLER PERSONAL PROTECTIVE
EQUIPMENT (PPE)**

Applicators and other handlers must wear coveralls over a long-sleeved shirt, long pants, socks and shoes, acid resistant gloves (PVC, neoprene, or nitrile), and protective eyewear. Clean or replace PPE at end of each day's work period. Rinse off pesticides at rest breaks. Follow the manufacturer's instructions for cleaning/maintaining PPE. If no such instructions for washables exist, use detergent and hot water. Keep and wash PPE separately from other laundry.

STORAGE AND DISPOSAL

Do not contaminate water, food, or feed by storage or disposal.

PESTICIDE STORAGE

Store indoors, in original container, out of direct sunlight, in a cool (under 77°F), dry and well-ventilated area away from sulphuric acid, oxidizing agents, and sources of ignition and away from the reach of children. Avoid heat, sparks, and open flames. Do not eat, drink or smoke in areas of use or storage. Use caution when opening the container, especially in warm weather (i.e.: open outdoors and stay upwind). Keep separate to prevent cross contamination of other pesticides, fertilizer, food, or feed.

**FOR DISPOSAL OF UNUSED, UNWANTED OR
DAMAGED PRODUCT**

Contact Local Municipal Waste Disposal Authority or the National Pesticide Information Center at: 1.800.858.7378 (www.npic.orst.edu) or contact the Manufacturer.

CONTAINER HANDLING

Non-refillable container. Do not reuse or refill this container. Place in trash or offer for recycling if available. If partly filled: Call your local solid waste agency or (1.800.858.7378 / www.npic.orst.edu) for disposal instructions.

SACHET DISPOSAL

Rinse or air dry empty sachet, wearing PPE, and then dispose in a sanitary landfill or by incineration or, if allowed by state and local authorities, by burning. If burned, stay out of smoke.

Pesticide wastes are acutely hazardous. Improper disposal of excess pesticide spray mixture, or rinsate is a violation of Federal Law. If these wastes cannot be disposed of by use according to these label instructions, contact your State Pesticide or Environmental Control Agency, or the Hazardous Waste Representative at the nearest EPA Regional Office for guidance.

EXPIRY:

BATCH CODE:



ACTIVE INGREDIENT	
Formic Acid (including formates)	46.7 %
Other Ingredients	53.3 %
Total	100.0%

NET CONTENTS
30 DOSES
(60 strips)

EPA REG. NO. 75710-2
EPA ESTABLISHMENT NO. 075710-CAN-001

Product Information Contact:
NOD Apiary Products USA Inc.
P.O. Box 117, 2325 Frankford Road, Frankford,
Ontario, Canada K0K2C0

www.nodglobal.com
(866) 483 2929
info@nodglobal.com



DANGER - POISON
CORROSIVE TO SKIN AND EYES
KEEP OUT OF REACH OF CHILDREN

PELIGRO

Si usted no entiende la etiqueta, busque a alguien para que se la explique a usted en detalle. (If you do not understand the label, find some one to explain it to you in detail.)

READ THE ENCLOSED PACKAGING LEAFLET FOR FULL APPLICATION, FIRST AID AND PRECAUTIONARY STATEMENTS

Mite Away Quick Strips® causes mortality to both male and female varroa under the brood cap as well as to the varroa on the adult bees.

Use Mite Away Quick Strips® as part of an integrated pest management (IPM) program. There are two treatment options when local thresholds are met:

OPTION ONE:
2 strips for 7 days.

OPTION TWO:
21-day treatment: 1st strip for 7 days and a 2nd strip applied 14 days later, for 21 days total.

USER SAFETY RECOMMENDATIONS

Users should remove Personal Protective Equipment/clothing immediately if pesticide gets inside. Wash thoroughly and put on clean clothing. Replace chemical gloves if punctured or stretched. Have water readily available should skin or eye contact occur.

Only use outdoors, stand upwind of product. Use caution when opening the container, especially in warm weather.

PRECAUTIONARY STATEMENTS

FIRST AID TREATMENT



IF INHALED

- Move person to fresh air.
- If a person is not breathing, call 911 or an ambulance, then give artificial respiration, preferably by mouth-to-mouth, if possible.
- Call a poison control center or doctor for further treatment advice



IF ON SKIN OR CLOTHING

- Take off contaminated clothing.
- Rinse skin immediately with plenty of water for 15-20 minutes.
- Call a poison center or doctor for treatment advice.



IF IN EYES

- Hold eye open and rinse slowly and gently with water for 15-20 minutes.
- Remove contact lenses, if present, after the first 5 minutes, then continue rinsing eye.
- Call a poison center or doctor for treatment advice.



IF SWALLOWED

- Call a poison control center or doctor for further treatment advice.
- Have a person sip a glass of water if able to swallow.
- Do not induce vomiting unless told to do so by the poison control center or doctor.
- Do not give anything to an unconscious person.

POISON CONTROL CENTER HOTLINE NUMBER 1.800.222.1222

Have the product container with you when calling a poison control center or doctor, or when going for treatment.

NOTE TO PHYSICIAN: Probable mucosal damage may contraindicate the use of gastric lavage.

HAZARDOUS TO HUMANS AND DOMESTIC ANIMALS DANGER - PELIGRO

Corrosive. Causes skin burns and irreversible eye damage. Harmful if swallowed. Harmful if absorbed through the skin. Do not get in eyes, on skin, or on clothing. Harmful if inhaled. Avoid breathing vapor. Applicators and other handlers must wear coveralls over a long-sleeved shirt, long pants, socks and shoes, acid resistant gloves (PVC, neoprene, or nitrile), and protective eye-wear. Remove and wash contaminated clothing before reuse. Wash skin thoroughly with soap and water after handling and before eating, drinking, chewing gum, using tobacco or using the toilet.

ENVIRONMENTAL HAZARDS

For terrestrial use: Do not apply directly to water or to areas where surface water is present or to intertidal areas below the mean high water mark. Do not contaminate water when disposing of used container, wash water or rinsate.

PHYSICAL OR CHEMICAL HAZARDS

Corrosive - Do not allow product to contact metal surfaces. Do not place, even briefly, on metallic hive covers. Store unused product in original container.

HANDLER PERSONAL PROTECTIVE EQUIPMENT (PPE)

Applicators and other handlers must wear coveralls over a long-sleeved shirt, long pants, socks and shoes, acid resistant gloves (PVC, neoprene, or nitrile), and protective eyewear. Clean or replace PPE at end of each day's work period. Rinse off pesticides at rest breaks. Follow the manufacturer's instructions for cleaning/maintaining PPE. If no such instructions for washables exist, use detergent and hot water. Keep and wash PPE separately from other laundry.

STORAGE AND DISPOSAL

Do not contaminate water, food, or feed by storage or disposal.

PESTICIDE STORAGE

Store indoors, in original container, out of direct sunlight, in a cool (under 77°F), dry and well-ventilated area away from sulphuric acid, oxidizing agents, and sources of ignition and away from the reach of children. Avoid heat, sparks, and open flames. Do not eat, drink or smoke in areas of use or storage. Use caution when opening the container, especially in warm weather (i.e.: open outdoors and stay upwind). Keep separate to prevent cross contamination of other pesticides, fertilizer, food, or feed.

FOR DISPOSAL OF UNUSED, UNWANTED OR DAMAGED PRODUCT

Contact Local Municipal Waste Disposal Authority or the National Pesticide Information Center at: 1.800.858.7378 (www.npic.orst.edu) or contact the Manufacturer.

CONTAINER HANDLING

Non-refillable container. Do not reuse or refill this container. Place in trash or offer for recycling if available. If partly filled: Call your local solid waste agency or (1.800.858.7378 / www.npic.orst.edu) for disposal instructions.

SACHET DISPOSAL

Rinse or air dry empty sachet, wearing PPE, and then dispose in a sanitary landfill or by incineration or, if allowed by state and local authorities, by burning. If burned, stay out of smoke.

Pesticide wastes are acutely hazardous. Improper disposal of excess pesticide spray mixture, or rinsate is a violation of Federal Law. If these wastes cannot be disposed of by use according to these label instructions, contact your State Pesticide or Environmental Control Agency, or the Hazardous Waste Representative at the nearest EPA Regional Office for guidance.

EXPIRY:

BATCH CODE:

STORAGE AND DISPOSAL

Do not contaminate water, food, or feed by storage or disposal.

PESTICIDE STORAGE

Store indoors, in original container, out of direct sunlight, in a cool (under 77°F), dry and well-ventilated area away from sulphuric acid, oxidizing agents, and sources of ignition and away from the reach of children. Avoid heat, sparks, and open flames. Do not eat, drink or smoke in areas of use or storage. Use caution when opening the container, especially in warm weather (i.e.: open outdoors and stay upwind). Keep separate to prevent cross contamination of other pesticides, fertilizer, food, or feed.

FOR DISPOSAL OF UNUSED, UNWANTED OR DAMAGED PRODUCT

Contact Local Municipal Waste Disposal Authority or the National Pesticide Information Center at: 1.800.858.7378 (www.npic.orst.edu) or contact the Manufacturer.

CONTAINER HANDLING

Non-refillable container. Do not reuse or refill this container. Place in trash or offer for recycling if available. If partly filled: Call your local solid waste agency or (1.800.858.7378 / www.npic.orst.edu) for disposal instructions.

SACHET DISPOSAL

Rinse or air dry empty sachet, wearing PPE, and then dispose in a sanitary landfill or by incineration or, if allowed by state and local authorities, by burning. If burned, stay out of smoke.

Pesticide wastes are acutely hazardous. Improper disposal of excess pesticide spray mixture, or rinsate is a violation of Federal Law. If these wastes cannot be disposed of by use according to these label instructions, contact your State Pesticide or Environmental Control Agency, or the Hazardous Waste Representative at the nearest EPA Regional Office for guidance.

WARRANTY STATEMENT:

To the extent consistent with applicable law, the pesticide manufacturer, or the seller shall not be liable for consequential, special, or indirect damages resulting from the use, handling, application, storage, or disposal of this product, or for damages in the nature of penalties, and the buyer and the user waive any right that they may have to such damages.

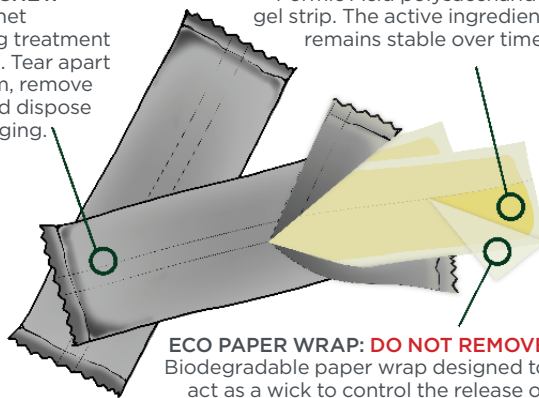
MITE AWAY QUICK STRIPS® COMPONENTS

OUTER METALLIC

FILM SACHET:
Film sachet enclosing treatment (2 strips). Tear apart outer film, remove strips and dispose of packaging.

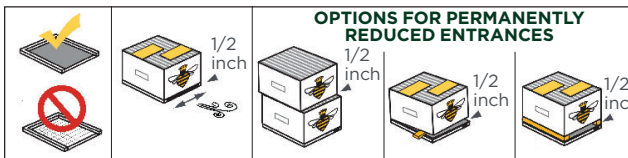
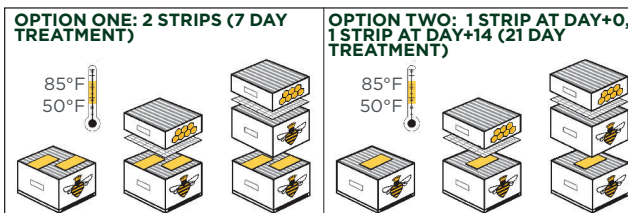
FORMIC ACID GEL MATRIX:

Formic Acid polysaccharide gel strip. The active ingredient remains stable over time.



ECO PAPER WRAP: DO NOT REMOVE

Biodegradable paper wrap designed to act as a wick to control the release of the formic acid vapors over the 7 day treatment period.



ACTIVE INGREDIENT	
Formic Acid (including formates)	46.7 %
Other Ingredients	53.3 %
Total	100.0%

KEEP OUT OF REACH OF CHILDREN

DANGER - POISON
CORROSIVE TO SKIN AND EYES

PELIGRO

Si usted no entiende la etiqueta, busque a alguien para que se la explique a usted en detalle. (If you do not understand the label, find some one to explain it to you in detail.)

READ THE PACKAGING LEAFLET FOR FIRST AID AND PRECAUTIONARY STATEMENTS

NET CONTENTS
2 DOSES (4 strips)
10 DOSES (20 strips)
30 DOSES (60 strips)

EPA REG. NO. 75710-2
EPA ESTABLISHMENT NO. 075710-CAN-001

Product Information Contact:
NOD Apiary Products USA Inc.
P.O. Box 117, 2325 Frankford Road, Frankford,
Ontario, Canada K0K2C0

www.nodglobal.com
(866) 483 2929
info@nodglobal.com



PRODUCT OF CANADA





Mite Away Quick Strips® causes mortality to both male and female varroa under the brood cap as well as to the varroa on the adult bees.

Use Mite Away Quick Strips® as part of an integrated pest management (IPM) program. There are two treatment options when local thresholds are met:

OPTION ONE:
2 strips for 7 days.

OPTION TWO:
21-day treatment: 1st strip for 7 days and a 2nd strip applied 14 days later, for 21 days total.

PRECAUTIONARY STATEMENTS

FIRST AID TREATMENT	
 IF INHALED	<ul style="list-style-type: none">• Move person to fresh air.• If a person is not breathing, call 911 or an ambulance, then give artificial respiration, preferably by mouth-to-mouth, if possible.• Call a poison control center or doctor for further treatment advice.
 IF ON SKIN OR CLOTHING	<ul style="list-style-type: none">• Take off contaminated clothing.• Rinse skin immediately with plenty of water for 15-20 minutes.• Call a poison center or doctor for treatment advice.
 IF IN EYES	<ul style="list-style-type: none">• Hold eye open and rinse slowly and gently with water for 15-20 minutes.• Remove contact lenses, if present, after the first 5 minutes, then continue rinsing eye.• Call a poison center or doctor for treatment advice.
 IF SWALLOWED	<ul style="list-style-type: none">• Call a poison control center or doctor for further treatment advice.• Have a person sip a glass of water if able to swallow.• Do not induce vomiting unless told to do so by the poison control center or doctor.• Do not give anything to an unconscious person.
POISON CONTROL CENTER HOTLINE NUMBER 1.800.222.1222 Have the product container with you when calling a poison control center or doctor, or when going for treatment.	
NOTE TO PHYSICIAN: Probable mucosal damage may contraindicate the use of gastric lavage.	

HAZARDOUS TO HUMANS AND DOMESTIC ANIMALS DANGER - PELIGRO

Corrosive. Causes skin burns and irreversible eye damage. Harmful if swallowed. Harmful if absorbed through the skin. Do not get in eyes, on skin, or on clothing. Harmful if inhaled. Avoid breathing vapor. Applicators and other handlers must wear coveralls over a long-sleeved shirt, long pants, socks and shoes, acid resistant gloves (PVC, neoprene, or nitrile), and protective eyewear. Remove and wash contaminated clothing before reuse. Wash skin thoroughly with soap and water after handling and before eating, drinking, chewing gum, using tobacco or using the toilet.

ENVIRONMENTAL HAZARDS

For terrestrial use: Do not apply directly to water or to areas where surface water is present or to intertidal areas below the mean high water mark. Do not contaminate water when disposing of used container, wash water or rinsate.

PHYSICAL OR CHEMICAL HAZARDS

Corrosive - Do not allow product to contact metal surfaces. Do not place, even briefly, on metallic hive covers. Store unused product in original container.

HANDLER PERSONAL PROTECTIVE EQUIPMENT (PPE)

Applicators and other handlers must wear coveralls over a long-sleeved shirt, long pants, socks and shoes, acid resistant gloves (PVC, neoprene, or nitrile), and protective eyewear. Clean or replace PPE at end of each day's work period. Rinse off pesticides at rest breaks. Follow the manufacturer's instructions for cleaning/maintaining PPE. If no such instructions for washables exist, use detergent and hot water. Keep and wash PPE separately from other laundry.

USER SAFETY RECOMMENDATIONS

Users should remove Personal Protective Equipment/clothing immediately if pesticide gets inside. Wash thoroughly and put on clean clothing. Replace chemical gloves if punctured or stretched. Have water readily available should skin or eye contact occur. Only use outdoors, stand upwind of product. Use caution when opening the container, especially in warm weather.

DIRECTIONS FOR USE

It is a violation of Federal law to use this product in a manner inconsistent with its labeling. Do not apply this product in a way that will contact workers or other persons, either directly or through drift. Only protected handlers may be in the area during application. For any requirements specific to your State or Tribe, consult the State or Tribal agency responsible for pesticide regulation.

GENERAL INFORMATION

Mite Away Quick Strips® is a formic acid polysaccharide gel strip wrapped in eco-paper, which acts as a wick to control the release of the formic acid vapors. The excipients in the strips are saccharides. Appearance and texture of the strips may vary. Formic acid is commonly found in many plants and is a natural component of honey. The formulation concentrates Formic Acid to be an effective toxic bio-pesticide. Handle with care, following the use directions. Some brood mortality is to be expected early in the treatment, treatment may trigger supercedure of fragile queens.

RESISTANCE MANAGEMENT: Mites are not expected to develop resistance to Formic Acid. Rotation with other miticides is not necessary. Mite Away Quick Strips® should not be used at the same time as other miticides.

TIMING: It is highly recommended to monitor phoretic mite levels monthly during periods of brood rearing and treat when local thresholds are reached. Treat during the colony population increase phase to protect the bees going into the honey flow. Treat during the colony decrease phase to protect the bees that will make up the winter cluster. In warmer climates additional treatments may be necessary due to longer brood rearing time. Missed treatments can lead to excessive varroa loads and may require more than one treatment.

HIVE CONFIGURATION: Mite Away Quick Strips® is designed for use with standard Langstroth equipment or equivalent (e.g. Dadant), single or double brood chamber hives. The colony should be a minimum of 10,000 bees, covering approximately six 9" deep frames. An entrance must be provided that is the full width of the hive, typically the bottom board entrance, minimum height 1 inch. The bottom entrance must be fully open for the entire duration of treatment. Any restriction on the entrance into the brood chamber (e.g. reducer or mouse guard) must be removed to prevent excessive damage to the colonies. Screen bottom boards should be closed off during treatment to prevent formic acid vapor loss. Screen bottom boards should not be considered a source of fresh air as bees are not designed to move air up through the screen.

APPLICATION: There are two options for applying the product. Select preferred treatment option after reading the Options section below. Outside daytime highs should be between 50 - 85°F on day of application. Hot temperatures ($\geq 92^\circ\text{F}$ during the first 3 days) may lead to excessive bee, brood and queen loss. Colonies should have good food reserves prior to treatment, and should not be fed in-hive

during the treatment. Do not disturb brood chamber frames during the application process. For hives with single or double brood chambers, place treatment on the top bars of the frames of the lower brood chamber. No additional spacer should be used.

Once the hive is prepared, carefully remove the strips from the sachet and separate the two strips. **DO NOT REMOVE THE ECO-PAPER WRAP - IT ACTS AS A WICK.**

OPTION 1: 7-DAY TREATMENT

Lay two strips, staggering them so they lay flat and across the full width of the brood chamber, with approximately 2 inches between strips and 4 inches between the ends of the brood chamber and the outer edges of the strips. Follow the Application Options pictogram.

Add a honey super with frames at time of application if necessary to provide adequate space for strong colonies to expand, or if a honey flow is expected. It is acceptable to have queen excluders in place. Allow a minimum of one month between applications. Do not mix with other miticides.

OPTION 2: 21-DAY TREATMENT

On Day+0: Lay one strip across the frames in the center of the brood chamber. Follow the Application Options pictogram.

Add a honey super with frames at time of application if necessary to provide adequate space for strong colonies to expand, or if a honey flow is expected. It is acceptable to have queen excluders in place.

On Day+14: Apply a second single strip as described above. The application of the second strip may be delayed if weather conditions at day +14 do not allow for treatment. The second strip must be applied as soon as weather conditions permit to complete treatment.

POST APPLICATION: Do not disturb the colony during the treatment period (exception: removing and replacing strip at day +14 as outlined in Option 2). Colonies are expected to expand the cluster as part of controlling vapor concentration during the first 3 days of treatment. Bearding behavior may be observed. Natural honey bee emergence and mortality rate is approximately 1,500 bees per day. A one-day equivalent of natural mortality (i.e. 1,200-1,500 bees or 2 cups) may be observed at the hive entrance during the treatment. Treatment may trigger supercedure of fragile queens, regardless of age. Check to ensure colonies are queen-right one full month after application. Spent strips do not need to be removed at the end of the treatment period. When removed, dispose of by composting when allowed by local regulations. Always follow applicable disposal regulations.