



UNITED STATES ENVIRONMENTAL PROTECTION AGENCY
WASHINGTON, DC 20460

OFFICE OF CHEMICAL SAFETY
AND POLLUTION PREVENTION

July 20, 2018

David Anderson
Director, Regulatory Affairs
Rainbow Treecare Scientific Advancements
11571 K-Tel Dr.
Minnetonka, MN 55343

Subject: Label Amendment – Pages 7-9: Table 1: Adds additional shrub species; revises rates for certain shrub species; Page 15: under “To Reduce Fire Blight Infections of Shoots (Shoot Blight)*, adds “*Not approved for this use in California”.

Product Name: Trimtect
EPA Registration Number: 74779-7
Application Date: March 09, 2018
Decision Number: 539903

Dear Mr. Anderson:

The amended label referred to above, submitted in connection with registration under the Federal Insecticide, Fungicide and Rodenticide Act, as amended, is acceptable. This approval does not affect any conditions that were previously imposed on this registration. You continue to be subject to existing conditions on your registration and any deadlines connected with them.

A stamped copy of your labeling is enclosed for your records. This labeling supersedes all previously accepted labeling. You must submit one copy of the final printed labeling before you release the product for shipment with the new labeling. In accordance with 40 CFR 152.130(c), you may distribute or sell this product under the previously approved labeling for 18 months from the date of this letter. After 18 months, you may only distribute or sell this product if it bears this new revised labeling or subsequently approved labeling. “To distribute or sell” is defined under FIFRA section 2(gg) and its implementing regulation at 40 CFR 152.3.

Should you wish to add/retain a reference to the company’s website on your label, then please be aware that the website becomes labeling under the Federal Insecticide Fungicide and Rodenticide Act and is subject to review by the Agency. If the website is false or misleading, the product would be misbranded and unlawful to sell or distribute under FIFRA section 12(a)(1)(E). 40 CFR 156.10(a)(5) list examples of statements EPA may consider false or misleading. In addition, regardless of whether a website is referenced on your product’s label, claims made on the website may not substantially differ from those claims approved through the registration process. Therefore, should the Agency find or if it is brought to our attention that a website contains false or misleading statements or claims substantially differing from the EPA approved registration, the website will be referred to the EPA’s Office of Enforcement and Compliance.

Page 2 of 2
EPA Reg. No.74779-7
Decision No. 539903

Your release for shipment of the product constitutes acceptance of these conditions. If these conditions are not complied with, the registration will be subject to cancellation in accordance with FIFRA section 6.

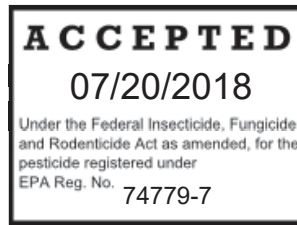
If you have any questions, please contact Heather Garvie by phone at 703 308-0034, or via email at garvie.heather@epa.gov; or Craig Reeves by phone at 703 347-0486, or via email at reeves.craig@epa.gov .



Heather A. Garvie
Acting Product Manager 22
Fungicide Branch
Registration Division

Enclosure: Stamped Label

Trimtect
EPA Reg #74779-7



7/20/2018

Trimtect

Active Ingredient:

Paclobutrazol (R*, R*)-(±)-β-[(4-chlorophenyl) Methyl]-α-(1,1-dimethylethyl)-1H-1,2,4-triazole-1-ethanol	8.0%
Other Ingredients:.....	<u>92.0%</u>
Total	100.0%

Contains 0.72 lbs. active ingredient per gallon

KEEP OUT OF REACH OF CHILDREN CAUTION

Si usted no entiende la etiqueta, busque a alguien para que se la explique a usted en detalle. (If you do not understand the label, find someone to explain it to you in detail.)

See Side/Back Panel for Additional Precautionary Statements, First Aid and Directions for Use

EPA Reg. No. 74779-7

EPA Est. No.

Net Contents:

Rainbow Treecare Scientific Advancements
 11571 K-Tel Drive
 Minnetonka, MN 55343
 1-877-ARBORIST
 1-877-272-6747
www.treecarescience.com

FIRST AID	
IF SWALLOWED	<ul style="list-style-type: none"> • Call a poison control center or doctor immediately for treatment advice. • Have person sip a glass of water if able to swallow. • Do not induce vomiting unless told to do so by a poison control center or doctor. • Do not give anything by mouth to an unconscious person.
IF ON SKIN OR CLOTHING	<ul style="list-style-type: none"> • Take off contaminated clothing. • Rinse skin immediately with plenty of water for 15-20 minutes. • Call a poison control center or doctor for treatment advice.
IF IN EYES	<ul style="list-style-type: none"> • Hold eye open and rinse slowly and gently with water for 15-20 minutes. • Remove contact lenses, if present, after the first 5 minutes, then continue rinsing eye. • Call a poison control center or doctor for treatment advice.
Have the product container or label with you when calling a poison control center or doctor or going for treatment.	
HOT LINE NUMBER	
For 24 hour medical emergency assistance (human or animal), or chemical emergency assistance (spill, leak or accident). Call CHEMTREC at 1-800-424-9300	

**PRECAUTIONARY STATEMENTS
HAZARDS TO HUMANS AND DOMESTIC ANIMALS**

CAUTION: Harmful if swallowed or absorbed through the skin. Avoid contact with skin, eyes, or clothing.

Personal Protective Equipment (PPE)

Applicators and other handlers must wear:

- Long-sleeved shirt and long pants
- Chemical-resistant gloves such as barrier laminate, butyl rubber, Nitrile rubber or Viton.
- Shoes plus socks.

Follow manufacturer's instructions for cleaning/maintaining PPE. If no such instructions for washables, use detergent and hot water. Keep and wash PPE separately from other laundry.

USER SAFETY RECOMMENDATIONS
Users should:

- Wash hands before eating, drinking, chewing gum, using tobacco or using the toilet.
- Remove clothing/PPE immediately if pesticide gets inside. Then wash thoroughly and put on clean clothing.
- Remove PPE immediately after handling this product. Wash the outside of gloves before removing. As soon as possible, wash thoroughly and change into clean clothing.

Environmental Hazards

Do not apply directly to water, to areas where surface water is present or to intertidal areas below the mean high water mark. Do not contaminate water when cleaning equipment or disposing of equipment wash water.

Physical or Chemical Hazards

Do not use or store near heat or open flame.

DIRECTIONS FOR USE

It is a violation of Federal law to use this product in a manner inconsistent with its labeling.

AGRICULTURAL USE REQUIREMENTS

Use this product only in accordance with its labeling and with the Worker Protection Standard, 40 CFR part 170. This Standard contains requirements for the protection of agricultural workers on farms, forests, nurseries, and greenhouses, and handlers of agricultural pesticides. It contains requirements for training, decontamination, notification, and emergency assistance. It also contains specific instructions and exceptions pertaining to the statements on this label about personal protective equipment (PPE) and restricted-entry interval. The requirements in this box only apply to uses of this product that are covered by the Worker Protection Standard.

Do not enter or allow worker entry into treated areas during the restricted-entry interval (REI) of 12 hours.

Exception: If the product is applied by drenching, the Worker Protection Standard, under certain circumstances, allows workers to enter the treated area if there will be no contact with anything that has been treated.

PPE required for early entry to treated areas that is permitted under the Worker Protection Standard and that involves contact with anything that has been treated, such as plants, soil, or water is:

1. Long sleeved shirt and long pants
2. Chemical-resistant gloves such as barrier laminate, butyl rubber, Nitrile rubber or Viton.
3. Shoes plus socks

FAILURE TO FOLLOW THE USE DIRECTIONS AND PRECAUTIONS ON THIS LABEL MAY RESULT IN PLANT INJURY OR POOR PRODUCT PERFORMANCE.

Do not apply this product in a way that will contact workers or other persons, either directly or through drift. Only protected handlers may be in the area during application. For any requirements specific to your State or Tribe, consult the agency responsible for pesticide regulation.

Trimtect is a growth regulator that provides vegetative growth suppression of plants such as shrubs, small trees, vines, perennials, and ground covers growing in outdoor non-crop areas, including residential areas, nurseries, national and private wooded and forested areas, parks, industrial manufacturing and storage sites, commercial buildings, street medians, rights-of-way areas, such as electrical power lines, highway and transit medians, communication lines, pipe lines, roadsides, rail roads, fence rows, non-irrigation ditch banks, forests and in the establishment and maintenance of wild life openings.

Product Information

Trimtect is absorbed through leaves, buds, new shoot growth and roots. Trimtect inhibits the production of gibberellin and subsequent cell elongation in terminal shoots. Treated plants require less pruning and will exhibit a more compact growth habit. Plants may have smaller, darker looking foliage and can be less susceptible to stress such as drought, temperature, and diseases including leaf spots and powdery mildew .

Timing of initial shoot growth reduction varies by species, season and growing conditions, but a response typically is noticed within 30 days for foliar applications and in as little as 2 months for soil applications. Duration of growth reduction can last 3 – 6 months for foliar treatments and up to 1-2 growing seasons for soil applications. Length of control is influenced by the application timing, amount of pruning performed, soil type, growing conditions and species of plant. Additional cultural practices, such as fertilizing and irrigation may influence the response time and level of growth reduction.

Avoid pruning following application, as this will remove the product from the terminal shoots of the treated plant. However, certain species may require light pruning during the treatment period to remove plant material that does not appear to be regulated (escapes) to maintain the desired shape and form.

Trimtect is also absorbed by the root system when applied to the soil. Soil applied treatments will inhibit the growth of ornamentals such as shrubs, vines and small trees. Applications may be applied using soil injection or basal drench.

Trimtect has also been found to reduce the incidence and severity of fire blight of shoots (Shoot blight). Trimtect does not have direct antibiotic activity against the fire blight pathogen (*Erwinia amylovora*), but can reduce the host susceptibility. A treatment in the spring temporarily suppresses rapid shoot elongation during the peak infection period by the fireblight pathogen reducing the susceptibility of the host to shoot tip infections.

RESTRICTIONS

All Uses:

- Do not apply this product through any type of irrigation equipment
- Do not treat sugar maple trees or any other trees that are or could be tapped for sugar within one year of application.
- Do not treat nut or fruit trees that will be harvested within one year of application.
- Do not use on areas to be cultivated for food or food crops within two years of treatment.
- Do not apply more than 11 qts per acre per application (2 lbs. ai/A)
- Do not apply more than 11 qts per acre per year (2 lbs. ai/A)
- Do not treat plants more than 4 times per year.
- Do not apply by air or with a ground boom sprayer.
- Do not treat flowering dogwood.
- Do not use spray equipment that has been previously used for herbicide applications.

Precautions:

- Will not suppress the blossom blight stage of fire blight.
- Use caution when treating maples, lindens, red bud, sweet gum, and elms less than 10 inches in diameter with soil applications as these species are more prone to over-regulation.
- Foliar spray applications at higher dosage rates may leave a white residue on the plant foliage. Take precaution when treating around sidewalks, driveways, buildings, decks, fences, vehicles, or other structural surfaces as staining may occur. Wash immediately with water if product comes into contact with these surfaces.
- Take extra precaution to minimize application to non-target plants, including turfgrass, as growth regulation may occur on non-target plants that come into contact with Trimtect.
- Avoid sowing grass seed within two years of treatment. Sowing with grass seed within this time period may result in poor or reduced seedling establishment.

Tank Mix: When tank mixing with other materials, conduct a compatibility test (jar test) using relative proportions of tank mix ingredients prior to mixing ingredients in application equipment.

Application Instructions

PRUNING REDUCTION AND TO MAINTAIN COMPACT GROWTH

Foliar Treatment

Applications can be made throughout the growing season. To minimize regrowth after pruning, make applications no more than 2 weeks following pruning. NOTE: Pruning after applications have been made will remove the product from the plant and can decrease the amount of growth reduction.

See Tables 1 and 2 for foliar spray rates. Shake container thoroughly before use. Mix spray solutions as follows: Begin filling the mixing tank or spray tank with the required amount of water. When the tank is about half full, add the labeled amount of Trimtect. Add the remaining amount of water to achieve desired spray solution volume then add a non-ionic surfactant. Maintain agitation in spray tank to ensure uniform distribution within spray solution.

IMPORTANT: Always read and follow the manufacturer's surfactant label recommendations for best results. Carefully observe all cautionary statements and other information appearing on the surfactant label.

Spray solution until material begins to drip from all plant surfaces. Ensure that the foliage, canopy and all inner stems are thoroughly covered.

In outdoor commercial ornamental and nursery uses, follow foliar applications of Trimtect by irrigation within 24 hours to remove product from foliage and limit surface movement. If overhead irrigation is not available, time applications to allow Trimtect to dry on the treated surface prior to rainfall.

To limit unwanted surface runoff in outdoor ornamental uses, do not apply when growth media is saturated.

Certain species respond more or less to Trimtect. In addition, efficacy may vary depending on weather conditions, geographic conditions, and other biological factors, applicators should treat a small-scale number of plants prior to determining specific application rates for different species under actual use conditions. Use the higher rates in listed in table 1 when treating subtropical plants and plants growing in locations with longer growing seasons. Wait at least 8 weeks before retreating.

Table 1: Foliar Spray: Shrub Species and Rates for Vegetative Growth Control

Plant	Scientific Name	Rate (fl. oz.) per gallon of spray solution
Abelia	<i>Abelia x grandiflora</i>	3.0 - 9.5
Alpine current	<i>Ribes alpinum</i>	3.0 - 6.5
Amur maple	<i>Acer ginnala</i>	6.5
Arboricola	<i>Shefflera arboricola</i>	6.5 – 13.0
Arborvitae	<i>Thuja spp.</i>	6.5 – 13.0
Azalea	<i>Rhododendron spp.</i>	3.0 - 6.5
Barberry	<i>Berberis spp.</i>	3.0 – 6.5
Bottlebrush	<i>Callistemon spp.</i>	3.0 - 6.5
Boston Ivy	<i>Parthenocissus tricuspidata</i>	1.5 – 6.5
Bougainvillea	<i>Bougainvillea spp.</i>	6.5 - 13.0
Boxwood	<i>Buxus spp.</i>	3.0 – 9.5
Butterfly Bush	<i>Buddleia spp.</i>	1.5 - 6.5
Buttonwood	<i>Conocarpus erectus</i>	6.5 – 13.0
Camelia	<i>Camellia spp.</i>	6.5 – 9.5
Cherry Laurel, English Laurel and Skip Laurel	<i>Prunus spp.</i>	6.5 – 9.5
Chokeberry	<i>Aronia melanocarpa</i>	6.5 – 9.5
Cleyera	<i>Cleyera spp.</i>	4.5 - 6.5
Clusia/Pitch apple	<i>Clusia rosea</i>	6.5 – 13.0
Cocoplum	<i>Chrysobalanus icaco</i>	3.0 – 13.0
Copperleaf	<i>Acalypha wilkesiana</i>	1.5 – 3.0
Cotoneaster	<i>Cotoneaster spp.</i>	3.0 – 6.5
Cotoneaster – Willowleaf	<i>Cotoneaster salicifolius</i>	3.0 – 9.5
Creeping Fig	<i>Ficus pumila, Ficus repens</i>	4.5 – 9.0
Dogwood – Red twig	<i>Cornus sericia</i>	4.5 – 6.5
Duranta – Gold Mound	<i>Duranta repens</i>	6.5 – 13.0
Elaeagnus	<i>Elaeagnus pungens</i>	6.5 – 13.0
English Ivy	<i>Hedera spp.</i>	1.5 – 6.5
Escallonia	<i>Escallonia spp.</i>	6.5 – 13.0
Eugenia (Surinam Cherry)	<i>Eugenia myrtifolia</i>	3.0 – 6.5
	<i>Euonymus kiautschovicus</i>	
Euonymus – Manhattan	'Manhattan'	6.5 – 13.0
Euonymus – Winged	<i>Euonymus alatus</i>	6.5 – 9.5
Euonymus – Wintercreeper	<i>Euonymus fortunei</i>	9.5

Ficus	<i>Ficus spp.</i>	6.5 – 13.0
Firebush	<i>Hamelia patens</i>	6.5 – 13.0
Firecracker plant	<i>Russelia equisetiformis</i>	6.5 – 13.0
Forsythia	<i>Forsythia spp.</i>	3.0 – 9.5
Hibiscus	<i>Hibiscus spp.</i>	1.5 – 6.5
Holly – Burford	<i>Ilex cornuta “burfordi”</i>	6.5 – 13.0
Holly – Fosters	<i>Ilex x attenuata</i>	6.5 – 13.0
Holly – Japanese/Helleri	<i>Ilex crenata</i>	6.5 – 13.0
Holly – Nellie Stevens	<i>Ilex x ‘Nellie R. Stevens’</i>	6.5 – 13.0
Holly – Yaupon	<i>Ilex vomitoria</i>	6.5 – 13.0
Honeysuckle	<i>Lonicera spp.</i>	1.5 – 6.5
Honeysuckle – vine	<i>Lonicera japonia</i>	4.5 – 6.5
Hydrangea	<i>Hydrangea spp.</i>	6.5 – 9.5
Ice Plant	<i>Delosperma spp.</i>	6.5 – 9.5
Indian Hawthorne	<i>Raphiolepis indica</i>	6.5 – 13.0
Itea	<i>Itea virginica</i>	1.5 – 6.5
Ixora	<i>Ixora coccinea</i>	6.5 – 13.0
Japanese Blueberry	<i>Elaeocarpus decipiens</i>	6.5 – 9.5
Jasmine – Asiatic (ground cover)	<i>Trachelospermum asiaticum</i>	3.0 – 9.5
Jasmine – Confederate/Star (vine)	<i>Trachelospermum jasminoides</i>	3.0 – 6.5
Jasmine – Downy	<i>Jasminum multiflorum</i>	4.5 – 9.5
Jasmine – Winter	<i>Jasminum nudiflorum</i>	6.5 – 9.5
Juniper	<i>Juniperus</i>	6.5 – 13.0
Kinnikinnick/Bearberry	<i>Arctostaphylos uva-ursi</i>	4.5 – 9.5
Lantana	<i>Lantana camara</i>	3.0 – 6.5
Lilac	<i>Syringa spp.</i>	4.5 – 9.5
Lilac – Korean	<i>Syringa meyeri</i>	1.5 – 6.5
Loropetalum	<i>Loropetalum chinensis</i>	1.5 – 6.5
Mock orange	<i>Philadelphus spp.</i>	6.5 – 10
Nandina	<i>Nandina domestica</i>	4.5 – 6.5
Ninebark	<i>Physocarpus spp.</i>	1.5 – 4.5
Oleander	<i>Nerium spp.</i>	3.0 – 9.5
Orange Jasmine	<i>Murraya paniculata</i>	1.5 – 9.5
Photinia	<i>Photinia fraseri</i>	6.5 – 13.0
Pittosporum	<i>Pittosporum spp.</i>	6.5 – 13.0
Plumbago	<i>Plumbago auriculata</i>	3.0 – 13.0
Podocarpus	<i>Podocarpus spp.</i>	3.0 – 13.0
Potentilla	<i>Potentilla spp.</i>	1.5 – 3.0
Privet – California	<i>Ligustrum ovalifolium</i>	6.5 – 13.0
Privet – Japanese	<i>Ligustrum japonicum</i>	6.5 – 13.0

Pyracantha	<i>Pyracantha spp.</i>	6.5 – 9.5
Rhododendron	<i>Rhododendron spp.</i>	3.2 – 6.5
Rose	<i>Rosa spp.</i>	3.0 – 9.5
Rose of Sharon	<i>Hibiscus syriacus</i>	1.5 – 6.5
Rosemary	<i>Rosemarinus officinalis</i>	3.0 – 6.5
Schefflera	<i>Shefflera arboricola</i>	6.5 – 13.0
Sea Grape	<i>Coccoloba uvifera</i>	9.5 – 13
Serviceberry	<i>Amelanchier spp.</i>	1.5 – 3.0
Spirea – Japanese	<i>Spiraea japonica</i>	1.5 – 3.0
Spirea – Vanhouttei (bridal wreath)	<i>Spiraea x vanhouttei</i>	3.0 – 6.5
Strawberry Tree	<i>Arbutus unedo</i>	6.5 – 13.0
Sumac – Fragrant	<i>Rhus Aromatica</i>	6.0 – 9.5
Texas Sage (TX Ranger)	<i>Leucophyllum frutescens</i>	3.0 – 10.0
Trifoliolate Orange	<i>Poncirus trifoliata</i>	6.5 – 13.0
Viburnum – Awabuki	<i>Viburnum awabuki</i>	9.5 – 13.0
Viburnum – Cranberry	<i>Viburnum trilobum</i>	3.0 – 13.0
Viburnum – Arrowwood	<i>Viburnum dentatum</i>	3.0 – 13.0
Viburnum - Leatherleaf	<i>Viburnum rhytidophyllum</i>	9.5 – 13.0
Viburnum – Wayfarer	<i>Viburnum lantana</i>	3.0 – 13.0
Viburnum – Sandankwa	<i>Viburnum suspensum</i>	6.5 – 9.5
Viburnum – Sweet	<i>Viburnum odoratissimum</i>	6.5 – 13.0
Viburnum – Walters	<i>Viburnum obovatum</i>	6.5 – 13.0
Vinca	<i>Vinca minor</i>	1.5
Wax Myrtle	<i>Marella cerifera</i>	3.0 – 6.5
Weigela	<i>Weigela florida</i>	1.5 - 6.5
Xylosma	<i>Xylosma congestum</i>	6.5 – 13.0
Yew	<i>Taxus spp.</i>	6.5 – 13.0

Table 2: Foliar Spray: Annual and Perennial Species and Rates For Vegetative Growth Control

Plant	Scientific Name	Rate (fl. oz.) per gallon of spray solution
Aster Astilbe Bee Balm Black-eyed susan Cone flower	<i>Aster spp.</i> <i>Astilbe spp.</i> <i>Monarda spp</i> <i>Rudbeckia hirta</i> <i>Echinacea spp</i>	1.5 – 3.0
Chrysanthemum Foxglove Garden phlox Gaura Globe thistle	<i>Chrysanthemum spp.</i> <i>Digitalis spp.</i> <i>Phlox paniculata</i> <i>Gaura lindheimeri</i> <i>Echinops ritro</i>	
Hosta Hydrangea Ligularia Peony Russian Sage	<i>Hosta spp.</i> <i>Hydrangea spp.</i> <i>Ligularia spp.</i> <i>Peonia spp.</i> <i>Perovskia atriplicifolia</i>	
Salvia Sedum ‘Autumn Joy’ Yellow Loosestrife	<i>Salvia spp</i> <i>Sedum x Autumn joy</i> <i>Lysimachia punctata</i>	

Soil Application

Soil applications can be made throughout the year, except when the soil is frozen or saturated with water. Note: When applied to the soil, Trimtect is absorbed by plant roots and translocated to the growing points (sub-apical meristems) in response to evaporative water loss (transpiration). If soil applications are made after leaf drop, uptake of Trimtect will not occur until development of new leaves and resumption of transpiration.

Remove mulch and/or landscape fabric and apply to mineral soil
Mix 1 part Trimtect with 11 parts water to create a Ready-To-Use (RTU) solution. See Table 3 below to determine how much RTU solution to apply per inch of trunk diameter at breast height (DBH) or foot of shrub height.

Basal Drench

Prior to application, dig a shallow furrow 2 – 6 inches deep around the base of the tree near the point of contact between the soil and the tree trunk (figure 1). Carefully pour the diluted mixture of Trimtect evenly around the tree into the furrow with a graduated container/jug or with a handheld hose connected to a trunk-mounted tank/hydraulic sprayer. To avoid possible product runoff after applying, refill the furrow with untreated soil.

Restriction

- Do not apply product to soil when soil is already saturated. Heavy rainfall or irrigation in treated areas may cause active ingredient to move laterally on slopes and collect in low areas. These areas may undergo more severe growth control for a longer period of time.

Soil Injection

Inject the Ready to Use solution approximately 2-6 inches deep at 50-200 psi using the volumes in Table 3. Orient injection orifices to release the diluted product horizontally at the point of injection. Divide the required dose evenly among injection sites spaced as uniformly as possible around the base of the tree.

Position the injection sites to release the diluted Trimtect as close as possible to the point of contact between the soil and the plant beneath the soil so that the solution is readily absorbed by the roots (Figure 2). Use at least 4 injection sites evenly spaced around the plant.

Table 3: Soil Application: Tree and shrub Species and Rates For Vegetative Growth Control

Plant	Scientific Name	Amount (Fl. oz.) of Diluted solution per DBH inch	Amount (ml of diluted solution per DBH inch
Arborvitae	<i>Thuja spp.</i>	15.0	450
Ash	<i>Fraxinus spp.</i>	15.0	450
Bur Oak	<i>Quercus spp.</i>	5.0	150
Cedar	All species	15.0	450
Crabapple	<i>Malus spp.</i>	2.5	75
Holly	<i>Ilex spp</i>	15.0	450
Honeylocust	<i>Gleditsia</i>	10.0	300
Japanese Maple	<i>Acer spp.</i>	2.5	75
Live Oak	<i>Quercus spp.</i>	5.0	150

Norway Maple	<i>Acer spp.</i>	2.5	75
Ornamental Pear	<i>Pyrus spp.</i>	15.0	450
Palm	All species	15.0	450
Pine	<i>Pinus spp.</i>	15.0	450
Privet	<i>Ligustrum spp.</i>	15.0	450
Red Maple	<i>Acer spp.</i>	2.5	75
Red Oak	<i>Quercus spp.</i>	10.0	300
Sweet Gum	<i>Liquidambar spp.</i>	2.5	75
Upright Yew	<i>Taxus spp.</i>	15.0	450
White Oak	<i>Quercus spp.</i>	5.0	150

Soil treatments for vines: Trimtect can also be used as a basal drench or soil injection to reduce the growth of vines. Refer to sections above for application instructions. Mix 1 part Trimtect with 11 parts water to create a Ready-To-Use (RTU) solution. The amount of RTU solution is based upon the accumulated surface area of the vines to be regulated

Table 4: Soil Treatment: Vine Species and Rates for Vegetative Growth Control

Plant	Scientific Name	Rate
Boston ivy	<i>Parthenocissis tricuspidata</i>	1 gallon of RTU solution per 100 ft ² of vine
Creeping Fig	<i>Ficus pumila</i>	
English Ivy	<i>Hedera spp.</i>	
Japanese honeysuckle	<i>Lonicera japonica</i>	
Trumpet Creeper	<i>Campsis radicans</i>	
Wisteria	<i>Wisteria spp.</i>	

Figure 1. Placement of Trimtect Ready-To-Use solution as a basal drench

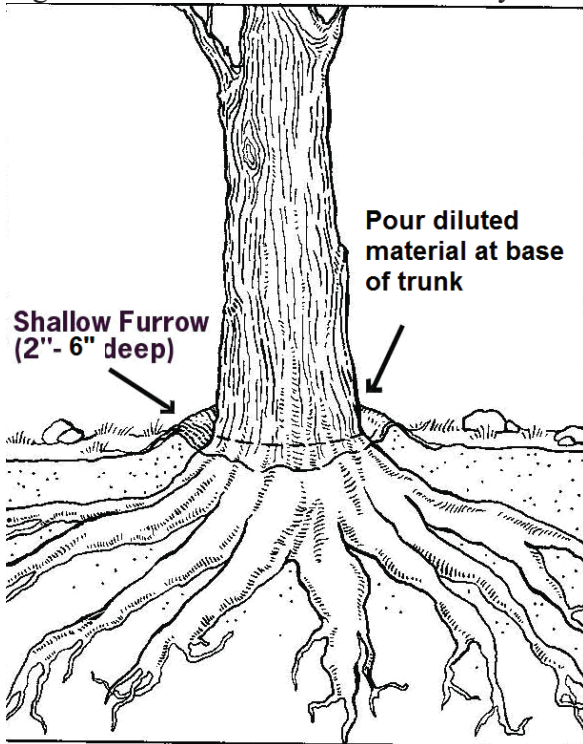
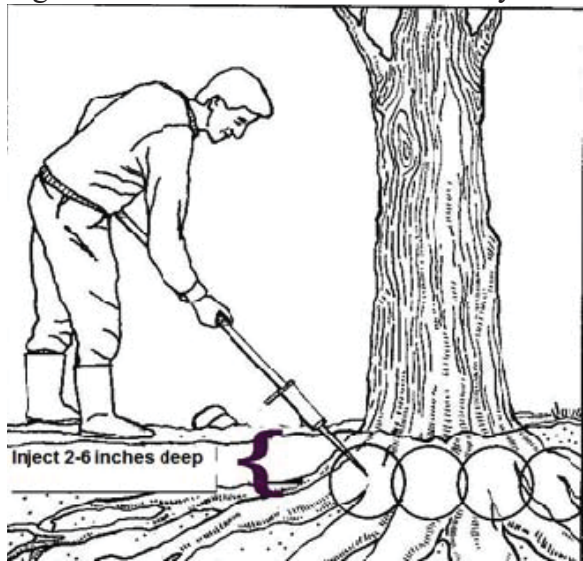


Figure 2. Placement of Trimtect Ready to Use solution as a soil injection application.



Growth Suppression of Low Maintenance Woody Plants

To minimize regrowth of brush after pruning, make foliar applications no more than 2 weeks following pruning. NOTE: Pruning after applications have been made will remove the Trimtect from the plants and can decrease the amount of growth reduction.

Spray solution until material begins to drip from all plant surfaces. Ensure that the foliage, canopy and all stems are thoroughly covered.

The use of a commercial spreader sticker such as Audible 90 is recommended to provide more thorough coverage on hard to wet plant tissue.

Mix 6.5 fl. oz. (192 ml) in 1 gallon (3.8 L) of water

Control and Suppression of Grasses, Broadleaf Weeds, Woody Plants and Vines

Trimtect can be used alone or tank mixed with commonly used herbicides such as triclopyr, imazapyr, picloram, ammonium salt of imazapic, MCPA, dicamba, and glyphosate to slow the growth or regrowth of grasses, broadleaf weeds, woody plants, vines and woody invasive species such as Kudzu that are growing around commercial and right of way areas.

Trimtect can also be tank mixed with herbicides to provide more persistent control for spot treatments such as around poles, road-way signs, utility boxes, fire hydrants, and when used in combination with herbicides as a chemical edger.

For best results apply when plants are actively growing. Difficult to control plants may require multiple treatments to achieve control. Consult all labels before using any tank mix partner. The most restrictive label requirement must be used for tank mixes. Do not use tank mixes on use sites which are not allowed on each label.

Tank mix up to 4 parts Trimtect with 1 part herbicide. Make applications as a spray to drip, ensuring the foliage, canopy and all woody stems are thoroughly covered.

- Do not exceed the maximum labeled application rates of Trimtect or the herbicide in the course of this application.
- Do not apply Trimtect to turf within rights-of-ways.
- Do not mow treated turf for at least three days following application
- Do not graze treated areas or harvest for forage or hay.
- After application to grasses that are normally watered and maintained, water within 24 hours to limit surface movement, but not to the point of runoff. To prevent product runoff, time applications to allow for watering-in and maximum absorption into treated turf prior to rain event.

If tank mixing a product for the first time, check physical compatibility by using correct proportions of each product in a small jar test.

TO REDUCE FIRE BLIGHT INFECTIONS OF SHOOTS (SHOOT BLIGHT)*.

To temporarily suppress rapid shoot growth of fireblight susceptible species and reduce the incidence and severity of fire blight infections, mix 1 ¾ gallons (224 fl. oz.) of Trimtect with 100 gallons of water and apply as a foliar spray to the point of runoff. Make application in the spring when new shoot growth is 1 – 3 inches. For optimum results, use as a part of a comprehensive IPM program for fireblight.

The use of commercial water conditioners, wetting agents and/or spreader stickers may provide more thorough coverage on hard to wet plant tissue.

Note:

- Will not suppress the blossom blight stage of fire blight.

*Not approved for this use in California

STORAGE AND DISPOSAL

Do not contaminate water, food or feed by storage or disposal. Open dumping is prohibited. Do not reuse empty container.

Pesticide Storage: Keep container closed when not in use. Do not store near food or feed. Protect from freezing. In case of spill or leak on floor or paved surfaces, soak up with sand, earth, or synthetic absorbent. Remove to chemical waste area.

Pesticide Disposal: Pesticide wastes are toxic. Improper disposal of excess pesticide, spray mixture, or rinsate is a violation of Federal law. If these cannot be disposed of by use according to label instructions, contact your state pesticide or environmental control agency, or the hazardous waste representative at the nearest EPA regional office for guidance.

Container Handling: Nonrefillable container. Do not reuse or refill this container. Triple rinse or pressure rinse (or equivalent) promptly after emptying. Offer for recycling, if available or puncture and dispose of in a sanitary landfill, or incineration, or if allowed by state and local authorities, by burning. If burned, stay out of smoke.

(non-refillable <5 gallons) Triple rinse as follows: Empty the remaining contents into application equipment or a mix tank and drain for 10 seconds after the flow begins to drip. Fill the container ¼ full with water and recap. Shake for 10 seconds. Pour rinsate into application equipment or a mix tank or store rinsate for later use or disposal. Drain for 10 seconds after the flow begins to drip. Repeat procedure two more times.

(non-refillable >5 gallons) Triple rinse as follows: Empty the remaining contents into application equipment or a mix tank. Fill the container ¼ full with water. Replace and tighten closures. Tip container on its side and roll it back and forth, ensuring at least one complete revolution, for 30 seconds. Stand the container on its end and tip it back and forth several times. Turn the container over onto its other end and tip it back and forth

several times. Empty the rinsate into application equipment or a mix tank or store rinsate for later use or disposal. Repeat this procedure two more times.

Pressure rinse as follows: Empty the remaining contents into application equipment or a mix tank and continue to drain for 10 seconds after the flow begins to drip. Hold container upside down over application equipment or mix tank or collect rinsate for later use or disposal. Insert pressure rinsing nozzle in the side of the container, and rinse at about 40 PSI for at least 30 seconds. Drain for 10 seconds after the flow begins to drip.

CONDITIONS OF SALE AND LIMITATION OF WARRANTY AND LIABILITY

Notice: Read the entire Directions for Use and Conditions of Sale and Limitation of Warranty and Liability before buying or using this product. If the terms are not acceptable, return the product at once, unopened, and the purchase price will be refunded.

Follow the Directions for Use carefully. It is impossible to eliminate all risks inherently associated with the use of this product. Tree injury, ineffectiveness or other unintended consequences may result because of such factors as manner of use or application, weather or tree conditions, presence of other materials or other influencing factors in the use of the product, which are beyond the control of RAINBOW TREECARE SCIENTIFIC ADVANCEMENTS or seller. To the extent consistent with applicable law, all such risks shall be assumed by Buyer and User, and Buyer and User agree to hold RAINBOW TREECARE SCIENTIFIC ADVANCEMENTS and Seller harmless for any claims relating to such factors.

RAINBOW TREECARE SCIENTIFIC ADVANCEMENTS warrants that this product conforms to the chemical description on the label and is reasonably fit for the purposes stated in the Directions For Use, subject to the inherent risks referred to above, when used in accordance with directions under normal use conditions. This warranty does not extend to the use of the product contrary to label instructions, or under abnormal conditions or under conditions not reasonably foreseeable to or beyond the control of Seller or RAINBOW TREECARE SCIENTIFIC ADVANCEMENTS, and Buyer and User assume the risk of any such use. RAINBOW TREECARE SCIENTIFIC ADVANCEMENTS MAKES NO WARRANTIES OF MERCHANTABILITY OR OF FITNESS FOR A PARTICULAR PURPOSE NOR ANY OTHER EXPRESS OR IMPLIED WARRANTY EXCEPT AS STATED ABOVE.

To the extent consistent with applicable law, RAINBOW TREECARE SCIENTIFIC ADVANCEMENTS or Seller shall not be liable for any incidental, consequential or special damages resulting from the use or handling of this product. **TO THE EXTENT CONSISTENT WITH APPLICABLE LAW, THE EXCLUSIVE REMEDY OF THE USER OR BUYER, AND THE EXCLUSIVE LIABILITY OF RAINBOW TREECARE SCIENTIFIC ADVANCEMENTS AND SELLER FOR ANY AND ALL CLAIMS, LOSSES, INJURIES OR DAMAGES (INCLUDING CLAIMS BASED ON BREACH OF WARRANTY, CONTRACT, NEGLIGENCE, TORT, STRICT LIABILITY OR OTHERWISE) RESULTING FROM THE USE OR HANDLING OF THIS PRODUCT, SHALL BE THE RETURN OF THE**

PURCHASE PRICE OF THE PRODUCT OR, AT THE ELECTION OF RAINBOW TREECARE SCIENTIFIC ADVANCEMENTS OR SELLER, THE REPLACEMENT OF THE PRODUCT.

RAINBOW TREECARE SCIENTIFIC ADVANCEMENTS and Seller offer this product, and Buyer and User accept it, subject to the foregoing Conditions of Sale and Limitation of Warranty and of Liability, which may not be modified except by written agreement signed by a duly authorized representative of RAINBOW TREECARE SCIENTIFIC ADVANCEMENTS.

All TM property of RAINBOW Treecare Scientific Advancements.

© Copyright 2015 RAINBOW Treecare Scientific Advancements.

Patent Pending

The RAINBOW logo is a trademark of RAINBOW Treecare Scientific Advancements.

OPTIONAL MARKETING CLAIMS

Reduce [mowing,] [trimming,] [pruning,] [cutting,] [spraying,] [chemical,] [labor,] [equipment] and [other] [maintenance] costs.

Wide treatment window

Improves profitability*

*by reducing [pruning] [, shearing][, removal] costs

Reduce risk by reducing the use of power sheers [and ladders].

Improves productivity by reducing time spent trimming, raking, and disposal.

Saves time and money.

Holds the growth of plants

Reduces growth.

Reduces biomass [and biomass removal].

Extends [trimming] [pruning] cycle time.

Increase(s) pruning efficiency.

Enhances plant appearance.

RTSA Plant Growth Regulator.

Vegetation management of invasive species [such as kudzu].

Kudzu Control.

Prune less

Can be tank-mixed with commonly used herbicides to increase the duration and persistence of the control of weed and invasive species.

Darker, greener leaves. [A decrease in gibberellic acid production leads to an increase in chlorophyll production].

Reduces host susceptibility to fireblight

Improves flowering appearance by reducing flower removal and creating tighter growing plants.

Helps reduce landscape maintenance costs

Plants have tighter more compact look

Arborceutical Solutions