

74578-2

10-19-2010

1  
13



UNITED STATES ENVIRONMENTAL PROTECTION AGENCY  
WASHINGTON, D.C. 20460

OCT 19 2010

OFFICE OF  
PREVENTION, PESTICIDES AND  
TOXIC SUBSTANCES

Arborjet, Inc.  
c/o Jeff Jones  
Delta Analytical Corporation  
12510 Prosperity Drive, Suite 160  
Silver Spring, MD 20904

**Subject:** **Notification:** Update storage and disposal statement on label with changes requested on June 9, 2008. The storage and disposal statement had inadvertently been updated on a version of the label which did not have those changes.  
ACE-jet  
EPA Reg. No. 74578-2  
Your submission dated: September 27, 2010

Dear Mr. Jones:

The Agency is in receipt of your Application for Pesticide Notification under Pesticide Registration Notice (PRN) 98-10 dated 9-27-10 for the product EPA Reg No 74578-2. The Registration Division (RD) has conducted a review of this request for its applicability under PRN 98-10 and finds that the action requested falls within the scope of PRN 98-10. The label submitted with the application has been stamped "Notification" and will be placed in our records.

If you have any questions, please call me @ 703-305-5314 or metzger.autumn@epa.gov.

Sincerely,

A handwritten signature in black ink, appearing to read "AM", written over a horizontal line.

Autumn Metzger  
Biologist  
Insecticide-Rodenticide Branch  
Office of Pesticide Programs



United States  
**Environmental Protection Agency**  
 Washington, DC 20460

Registration  
 Amendment  
 Other

OPP Identifier Number  
**Notif**

**Application for Pesticide - Section I**

1. Company/Product Number <b>74578-2</b>	2. EPA Product Manager <b>Venus Eagle</b>	3. Proposed Classification <input type="checkbox"/> None <input type="checkbox"/> Restricted
4. Company/Product (Name) <b>ARBORJET, INC. / ACE-jet</b>	PM# 1 <b>Insecticide-Rodenticide Branch</b>	
5. Name and Address of Applicant (Include ZIP Code) <b>ARBORJET, INC. c/o Delta Analytical Corp. 12510 Prosperity Dr. Suite 160 Silver Spring, MD 20904</b> <input type="checkbox"/> Check if this is a new address		6. <b>Expedited Review.</b> In accordance with FIFRA Section 3(c)(3)(b)(i), my product is similar or identical in composition and labeling to:  EPA Reg. No. _____ Product Name _____

**NOTIFICATION**  
**OCT 19 2010**

**Section - II**

Amendment - Explain below  
 Resubmission in response to Agency letter dated \_\_\_\_\_  
 Notification - Explain below.

Final printed labels in response to Agency letter dated \_\_\_\_\_  
 "Me Too" Application.  
 Other - explain below.

**Explanation:** Use additional page(s) if necessary. (For section I and Section II.)

Notification of minor label changes as requested in EPA letter of June 9, 2008. Inadvertently not included on last submission.

This notification is consistent with the provisions of PR Notice 98-10 and EPA regulations at 40 CFR 152.46, and no other changes have been made to the labeling or the confidential statement of formula of this product. I understand that it is a violation of 18 USC Sec.1001 to willfully make any false statement to EPA. I further understand that if this notification is not consistent with the terms of PR Notice 98-10 and 40 CFR 152.46, this product may be in violation of FIFRA and I may be subject to enforcement action and penalties under sections 12 and 14 of FIFRA.

**Section - III**

1. **Material this Product will be Packaged in:**

Child-Resistant Packaging <input type="checkbox"/> Yes* <input checked="" type="checkbox"/> No	Unit Packaging <input checked="" type="checkbox"/> Yes <input type="checkbox"/> No	Water Soluble Packaging <input type="checkbox"/> Yes <input checked="" type="checkbox"/> No	2. Type of Container <input type="checkbox"/> Metal <input type="checkbox"/> Plastic <input type="checkbox"/> Glass <input type="checkbox"/> Paper <input checked="" type="checkbox"/> Other Mylar packets packed in a cardboard box.
* <b>Certification must be submitted.</b>			
If "Yes," Unit Package wgt. 15 g No. per container 20		If "Yes," Unit Package wgt. No. per container	

3. Location of Net Contents Information  
 Label  Container

4. Size(s) of Retail Container  
20 pack box

5. Location of Label Direction  
 On Label  
 On Labeling accompanying product

6. Manner In Which Label Is Affixed to Product  
 Lithograph  Other \_\_\_\_\_  
 Paper glued  
 Stenciled

**Section - IV**

1. Contact Point (Complete items directly below for identification of individual to be contacted, if necessary, to process this application.)

Name <b>Jeff Jones</b>	Title <b>Agent for Arborjet Inc.</b>	Telephone No. (Include Area Code) <b>301-680-7971</b>
---------------------------	-----------------------------------------	----------------------------------------------------------

**Certification**

I certify that the statements I have made on this form and all attachments thereto are true, accurate and complete. I acknowledge that any kind of knowingly false or misleading statement may be punishable by fine or imprisonment or both under applicable law.

2. Signature 	3. Title <b>Agent for Arborjet Inc.</b>	6. Date Application Received <b>(Stamped)</b>
4. Typed Name <b>Jeff Jones</b>	5. Date <b>September 27, 2010</b>	



September 27, 2010

Document Processing Desk (NOTIF)  
Office of Pesticide Programs (7504P)  
Environmental Protection Agency  
One Potomac Yard  
2777 S. Crystal Drive, Room S-4900  
Arlington, VA 22202

Attn: Venus Eagle, PM 1

**Re: Notification per PR Notice 98-10 to correct label to include revisions requested in Agency letter of June 9, 2008.**

**Product: ACE-jet  
EPA Reg. No.: 74578-2  
Company: Arborjet, Inc.**

Dear Ms. Eagle:

On behalf of Arborjet, Inc., I am submitting a notification per PR Notice 98-10 to make minor label changes for ACE-jet, EPA Reg. No. 74578-2. The changes to the label were requested by EPA in the stamped label comment letter of June 9, 2008. Inadvertently, a label version which did not include these revisions was used when the Storage and Disposal statement was updated earlier this year.

The changes to the label include:

- Change "Chemical resistant gloves for all mixers and loaders and for applicators using hand held application equipment" to "Chemical resistant gloves" (page 2)
- Remove "season long activity" (page 6)
- Remove "General" from heading "General Directions" (page 4)
- Change "recommended" to "specified" (page 4)


Enclosures

- EPA form 8570-1
- 1 copy of the label with revisions highlighted.

If you have any questions regarding this submission, please contact me at [jjones@delta-ac.com](mailto:jjones@delta-ac.com) or 301-680-7971.

Sincerely,

Jeff Jones  
Agent, Arborjet, Inc.



4  
13

**NOTIFICATION**  
**OCT 19 2010**



# ACE-jet

**[Systemic Insecticide][Arboriculture in Motion][Diverse Insect Pest Control]**  
**[Systemic Insecticide for Micro-Infusion]**

**Micro-Injectable and Micro-Infusible Insecticide for use with the *Arborjet Injection Systems* in the Management of Specific Insect Pests of Trees & Landscape Ornamentals including Conifers, Christmas Tree & Deciduous Tree Farms, Seed Orchards and Plantations, and Forest Trees.**

Active Ingredient:

Acephate

[O,S-DIMETHYL ACETYL PHOSPHORAMIDOTHIOATE].....97.4%

Other Ingredients.....2.6%

Total.....100.0%

EPA Reg. No. 74578-2

EPA Est. No. 74578-MA-001

**STOP— read the entire label before use.**  
**KEEP OUT OF REACH OF CHILDREN**

## CAUTION


**ADVISO:**

Precaución al usuario: Si usted no puede leer o entender ingles, no use este producto hasta que la etiqueta le haya sido explicada ampliamente.

To the user: If you cannot read or understand English, do not use this product until the label has been fully explained to you.

Manufactured by: Arborjet, Inc.  
99 Blueberry Hill Rd  
Woburn, MA, 01801  
1-866- ARBORJT (272-6758)

Net Contents: 20pc. 15 gram packets



# Precautionary Statements

## HAZARDS TO HUMANS AND DOMESTIC ANIMALS

**CAUTION:** Harmful if swallowed. Avoid contact with eyes, skin and clothing. Avoid breathing dust or spray mist. Wash hands thoroughly with soap and water after handling. Remove contaminated clothing and wash before reuse.

### PERSONAL PROTECTIVE EQUIPMENT (PPE)

Some Materials that are chemical-resistant to this product are polyethylene and polyvinyl chloride.

Mixers, loaders applicators and other handlers must wear:

- Long-sleeved shirt and long pants
- Socks and shoes
- Chemical resistant gloves
- Protective eyewear

In addition, all mixers and loaders and all applicators must wear a NIOSH approved dust mist filtering respirator with MSHA/NIOSH approval number prefix TC-21C or a NIOSH approved respirator with any N,R, P or HE filter.

Follow manufacturer's instructions for cleaning/maintaining PPE. If no such instructions for washables exist, use detergent and hot water. Keep and wash PPE separately from other laundry.

USER SAFETY REQUIREMENTS	
Users should wash hands before eating, drinking, chewing gum, using tobacco, or using the toilet.	
Users should remove clothing/PPE immediately if pesticide gets inside. Then wash thoroughly and put on clean clothing.	
Users should remove PPE immediately after handling this product. Wash the outside of gloves before removing. As soon as possible, wash thoroughly and change into clean clothing.	

FIRST AID	
<b>IF SWALLOWED</b>	<ul style="list-style-type: none"> <li>• Call Poison Control Center or doctor immediately for treatment advice.</li> <li>• Have person sip a glass of water if able to swallow.</li> <li>• Do not induce vomiting unless told to do so by the poison control center or doctor.</li> <li>• Do not give anything by mouth to an unconscious person.</li> </ul>
<b>IF IN EYES</b>	<ul style="list-style-type: none"> <li>• Hold eye open and rinse slowly and gently with water for 15-20 minutes.</li> <li>• Remove contact lenses, if present after 5 minutes, then continue rinsing eye.</li> <li>• Call a Poison Control Center or doctor for further treatment advice.</li> </ul>
<b>IF INHALED</b>	<ul style="list-style-type: none"> <li>• Move person to fresh air.</li> <li>• If person is not breathing, call 911 or an ambulance, then give artificial respiration, preferably mouth-to-mouth, if possible.</li> <li>• Call a Poison Control Center or doctor for further treatment advice.</li> </ul>
<b>IF ON SKIN OR CLOTHING</b>	<ul style="list-style-type: none"> <li>• Take off contaminated clothing.</li> <li>• Rinse skin immediately with plenty of water for 15-20 minutes.</li> <li>• Call a Poison Control Center or doctor for further treatment advice.</li> </ul>
Have the product container or label with you when calling a poison control center or doctor, or going for treatment. You may also contact the National Poison Control Hotline at 1 800 222-1222, 24 hours a day, 7 days a week.	
<b>Note to Physician:</b> Organophosphates are cholinesterase inhibitors. If signs of cholinesterase inhibition appear, atropine is antidotal. 2-PAM also may be used in conjunction with atropine but should not be used alone.	

**ENVIRONMENTAL HAZARDS:** This pesticide is highly toxic to birds. Do not apply directly to water, or to areas where surface water is present, or to intertidal areas below the high water mark. Do not contaminate water when disposing of equipment wash water.

**PHYSICAL OR CHEMICAL HAZARDS:** Do not use or store near heat or open flame.

### DIRECTIONS FOR USE

It is in violation of Federal Law to use this product in a manner inconsistent with its labeling. Do not apply this product in a way that will contact workers or other persons, either directly or indirectly through drift. Only protected handlers may be in the area during application. For requirements specific to your State or Tribe, consult the agency responsible for pesticide regulation.

For agricultural and commercial use only. Not for use or storage around the home.

#### AGRICULTURAL USE REQUIREMENTS

Use this product only in accordance with its labeling and the Worker Protection Standard, 40 CFR 170. This Standard contains requirements for the protection of agricultural workers on farms, forests, nurseries, and greenhouses and handlers of agricultural pesticides. It contains requirements for training, decontamination, notification, and emergency assistance. It also contains specific instructions and exceptions pertaining to the statements on this label about personal protective equipment (PPE). The requirements in this box only apply to uses of this product that are covered by the Workers Protection Standard.


No Worker Protection Standard worker re-entry restrictions or worker notification requirements apply when this product is injected into agricultural trees.

**IMPORTANT:** Read the entire label before use. Failure to follow label directions may result in poor control or plant injury. Failure to follow label directions may cause injury to people, animals and environment. The buyer accepts and understands that failure to follow label directions is the responsibility of the buyer.

Do not use this product on food bearing trees or shrubs or on trees or shrubs that will bear food within one year after application.

### APPLICATION TO ORNAMENTALS

ACE-jet is for use on trees & landscape ornamentals including conifers, Christmas tree & deciduous tree farms and plantations. ACE-jet is an infusible insecticide formulated to translocate in the plant vascular system from the microinjection site(s). To assure optimum effectiveness, this product must be placed into the active sapwood.



## Directions

ACE-jet is designed for use only with the Arborjet Tree Injection Systems specified on this label.

The specified dosages and number of application sites are based on tree diameter. Measure the tree diameter at chest height (54" from ground) in inches to find the Diameter at Breast Height (DBH). If measuring circumference, divide this number by three to determine Diameter at Breast Height (DBH).

Best uptake is in trees in full leaf. Conditions that favor transpiration (i.e., sunny, breezy, low humidity) are optimal for injection uptake. Treat conifers in the early morning during hot, dry periods for optimum uptake. Micro-Injection of trees stressed by drought or extreme heat may result in poor uptake or foliar injury. Irrigate trees prior to treatment for optimal product uptake.

### Arborjet Micro-Injection and Micro-Infusion™ Procedures

In choosing between Micro-Injection and Micro-Infusion™ procedures, it is important to consider treatment needs. Micro-Injection applications are designed for shorter-term activity against pests as compared to Micro-Infusion™. Micro-Infusion™ dosages are designed to deliver higher volumes to compensate for the drop in concentration of A.I. reported in large trees and to extend the period of product activity against pests as compared to a Micro-Injection application. For optimum distribution, inject into the sapwood tissues at the base of the tree. Work around the tree, injecting no closer than 6.0 inches apart.

#### Basic Arborjet VIPER Procedure

Drill through the bark then 5/8" to 1-5/8" (in hardwoods) or 1-5/8" to 2" (in conifers) into the sapwood using the appropriate sized drill bit. Brad point bits are recommended, and all drill bits should be clean and sharp. Insert the Arborplug™ with the set tool and mallet tapping in to the point where the bark and sapwood meet.

#### Alternative Arborjet STINGER Procedure

Alternatively insert the (7/32" drill bit) STINGER injector tip 5/8" deep into the sapwood with a hand push or by gently tapping the injector tip into predrilled hole with a mallet. Remove STINGERS upon completion of infusion process by twisting and pulling out counter-clockwise. We recommend using a disinfectant such as CLEAN-jet, between trees when using the reusable STINGER tips.

#### Resinous Conifers

In resinous conifers, such as pine and spruce, start the injection and/or infusion process immediately after drilling or following the setting of the Arborplug™ into the sapwood. A prolonged delay may reduce uptake efficacy due to resin flow.

#### Ornamental Monocots

Make applications low in the stem, typically within 12" of the soil. Avoid wounding the meristematic tissue located within the crown of the plant. In palm\*, drill into the central vascular bundle approximately one-third into the stem, insert an Arborplug™ 5/8" deep to form a seal and use the VIPER needle to complete the application. Only one site is needed.

\*Not for use in California

#### Mixing Instructions

Mix each 15 gram ACE-jet packet per 100 milliliters of water. Refer to the Dosage Tables below to determine the number of packets and total volume needed to be mixed for tree application. Mix only the amount needed for immediate use. Empty the contents of the packet into the injection canister. Add the appropriate amount of water to the container. Use distilled water or acidic to neutral water (pH 5.5 - 7.0). Close the container by screwing on the lid. Next, swirl the contents THOROUGHLY until all the ACE-jet is dissolved.

## Arborjet Systems

### Air/Hydraulic Micro-Injection Application

Prepare the solution following the mixing instructions above. To inject, set the primary regulator to 75 PSI, charge the Dose-Sizer by pulling back on Dose-Sizer knob after priming, and apply the specified dose equally into the preset Arborplug™ ports.

### Hand-Operated Micro-Injection Application

Prepare the solution following the mixing instructions above. Close and hand pump or pressurize to between 15 and 25 PSI. Charge the Dose-Sizer by pulling back on Dose-Sizer knob, then apply specified dose equally into the preset Arborplug™ ports.

### Quick-jet Micro-Injection Application

Prepare the solution following the mixing instructions above. To Micro-Inject, set the Arborjet Tree Micro-Injector to the 3 mL/per shot setting. Draw formulation into the injector cylinder and squeeze handle to deliver the shot. Repeat until the full dose per injection site is delivered.

Refer to the **Tree Micro-Injection Dosages Table** to determine the volume in milliliters to be delivered and number of injection sites to apply.

### Tree Micro-Injection Dosages Table

(for use with micro-injection devices)

Dose specified is per injection site. Dosages are based on one injection site for every 6" of stem circumference; designed for shorter-term activity against pests as compared to a Micro-Infusion™ application.\*\* Repeat applications as needed.

Tree DBH"	# injection sites*	mLs/injection site	mLs applied/tree
5 - 7"	3	9	27
8 - 10"	5	9	45
11 - 13"	6	9	54
14 - 16"	8	9	72
17 - 19"	9	9	81
20 - 22"	11	9	99
23 - 25"	12	9	108
26 - 28"	14	9	126
29 - 31"	15	9	135
32 - 34"	17	9	153
35 - 37"	18	9	162
38 - 40"	20	9	180
41 - 43"	21	9	189
44 - 46"	23	9	207
47 - 49"	24	9	216
50 - 52"	26	9	234
53 - 55"	27	9	243
56 - 58"	28	9	252
59 - 61"	30	9	270
62 - 64"	32	9	288
65 - 67"	33	9	297
68 - 70"	35	9	315
71 - 73"	36	9	324



\*The number of injection sites may be reduced to one injection site every 8" of stem circumference; however, the mLs/injection site needs to be increased to 13.5 mLs to deliver the specified dosage in the Tree Micro-Infusion Dosages Table.

\*\*Refer to the Micro-Infusion™ Dosage Table for high rate applications.

### Tree I.V. Micro-Infusion™ Application

Prepare the solution following the mixing instructions above. Close and pressurize the contents from 25 to 60 PSI and prime the lines by opening each injector valve slowly to purge the air. Insert the VIPER needle into the Arborplug™ port to begin the infusion. Remove when application is complete.

Refer to the **Micro-Infusion™ Dosages Table** to determine the volume in milliliters to be delivered and number of application sites to apply.

### Micro-Infusion™ Dosages Table (for use with the Arborjet Tree I.V.)

Low dose may be used in trees with small canopies or light (or early) infestations; use the higher dosages in trees with large canopies or moderate to severe (or late) infestations.

Tree DBH"	# injection sites	mLs applied/tree (low)	mLs applied/tree (high)
5 - 7"	4	33	50
8 - 10"	4	50	75
11 - 13"	4	75	100
14 - 16"	6	100	125
17 - 19"	6	125	150
20 - 22"	8	150	175
23 - 25"	8	175	200
26 - 28"	10	200	250
29 - 31"	10	225	275
32 - 34"	12	250	325
35 - 37"	12	275	375
38 - 40"	14	300	425
41 - 43"	14	350	475
44 - 46"	16	375	550
47 - 49"	16	400	600
50 - 52"	18	450	650
53 - 55"	18	475	725
56 - 58"	20	500	775
59 - 61"	20	525	800
62 - 64"	22	550	800
65 - 67"	22	550	800
68 - 70"	24	550	800
71 - 73"	24	550	800

### Clean-up

**IMPORTANT!** It is critical to rinse the Arborjet System thoroughly after use. Use **CLEAN-jet**, soap and water or isopropyl alcohol. Residues left in the device may gum the internal components.

### Compatibility

ACE-jet is compatible with all Arborjet fertilizers including the MICRO-jet infusible series. However, the physical compatibility of ACE-jet should be tested before use with other products.

To determine the physical compatibility of ACE-jet with other products, use a jar test as described below.

1. Using a pint jar, add the proportionate amounts of the two products to 1 pint of water.
2. After thoroughly mixing, let stand for at least 5 minutes. If the combination remains mixed or can be remixed, it is physically compatible. If precipitates form, the combination is incompatible.
3. Once compatibility has been proven acceptable, use the same procedure for adding required ingredients to the formulation tank.

User must comply with all applicable directions, restrictions and precautions on the EPA-registered label when using any pesticide in tank mix combinations. The most restrictive labeling applies when using a tank mix.

**NOTE:** The safety of all potential tank mixes on all trees listed on this label may not have been tested. Before applying any tank mixture not specifically recommended on this label, the safety to the target tree should be tested. It is not advisable to apply pesticides via trunk injection or infusion applications that do not completely dissolve or disperse in solution. Application of liquid flowables, suspension concentrates, or dispersible granules that do not completely dissolve is NOT recommended.

**CAUTION:** Phytotoxicity has been reported in some crabapple cultivars.


### When to Treat

Apply when signs of insects first appear. ACE-jet is effective against actively feeding insects. However, insect activity should be monitored to establish a damage threshold for retreatment. Repeat applications as necessary.

Use in Trees, Ornamentals, Forests, Seed Orchards and Tree Plantations against certain Coleopteran Pests including Cambial and Wood-boring Insects**	
CROP	PEST
<p>Trees, Shrubs, Evergreens, Conifers, Christmas Tree Plantations, &amp; Palms*.</p> <p>In Forest Areas, including non-urban forests, tree plantations, and seed orchards, parks, rural shelter belts, rangeland trees, and woodland trees including conifers</p>	<p><b>Coleoptera:</b> Buprestid Borers (including Bronze Birch Borer, and Emerald Ash Borer) Flatheaded Borers Elm Leaf Beetle (larvae) Japanese Beetle Leaf Beetles (larvae) (including elm and willow leaf beetles) Longhorned Borers (including Eucalyptus borer and Red Oak Borer) Root Weevil Adults (including Black Vine Weevil) White Pine Weevil</p>

\*Not for use in California

\*\*For Control of Specified Borers: Application to trees already heavily infested may not prevent the eventual loss of the trees due to existing pest damage and tree stress.



**Use in Trees, Ornamentals, Forests, Seed Orchards and Tree Plantations against certain Lepidopterous larvae, Homopteran, Dipteran, Hemipteran, Hymenopteran and Thysanopteran Insects**

CROP	PEST
<p>Trees, Shrubs, Evergreens, Conifers, Christmas Tree Plantations, &amp; Palms*.</p> <p>In Forest Areas, including non-urban forests, tree plantations, and seed orchards, parks, rural shelter belts, rangeland trees, and woodland trees including conifers.</p>	<p><b>Chewing Insects including Lepidopterous larvae:</b>            Bagworm (<i>Thyridopteryx ephemeraeformis</i>)            Browntail Moth            Budworms            Cankerworms (Spring and Fall)            Carpenterworm (<i>Prionoxystus robiniae</i>)            Casebearer            Clear Wing Borers(<i>Parathrene dollii</i> and <i>P. tricincta</i>)            Cottonwood Twig Borer (<i>Gypsonoma haimbachiana</i>)            Eastern Oak Looper (<i>Phigalia titea</i>)            Eastern Tent Caterpillar (<i>Malacosoma americanum</i>)            Elm Spanworm (<i>Ennomos subsignarius</i>)            Fall Cankerworm (<i>Alsophila pometaria</i>)            Fall Webworm (<i>Hyphantria cunea</i>)            Gypsy Moth, (<i>Lymantria dispar</i>)            Leafrollers            Linden Looper (<i>Erannis tiliaria</i>),            Nantucket Pine Tip Moth (larvae)            Oakworms (<i>Anisota senatoria</i>, <i>A. virginiensis</i>, and <i>A. stigma</i>),            Pine Cone Worm (<i>Diorystria spp.</i>)            Pine Needle Miners (including Ponderosa Pine)            Pine Tip Moth (<i>Rhyacionia spp.</i>)            Poplar Tentmaker (<i>Clostera inclusa</i>)            Spring Cankerworm (<i>Paleacrita vernata</i>)            Forest Tent Caterpillar, (<i>Malocosoma disstria</i>)            Tussock Moth            Variable Oakleaf Caterpillar (<i>Heterocampa manteo</i>)            Walnut Caterpillar (<i>Datana integerrima</i>)            Winter Moth (<i>Operophtera brumata</i>)            Whitemarked Tussock Moth (<i>Hemerocampa leucostigma</i>),            Yellownecked Caterpillar (<i>Datana ministra</i>)            Zimmerman Pine Moths</p> <p><b>Chewing and Mining insects:</b>            Leafminers            Gall Midges            Sawflies (larvae)            Birch Leafminer</p> <p><b>Piercing-Sucking Insects and Mites:</b>            Adelgids (including Hemlock Woolly Adelgid)            Aphids            Leafhoppers            Mealybug            Scale Insects            White flies            Lacebugs            Plant Bugs (Lygus)            Royal Palm Bugs            Boxelder Bug (<i>Leptocoris trivittatus</i>)            Thrips            Spider Mites</p>

\*Not for use in California

### RESTRICTIONS

Keep away from children.

Keep away from heat and open flame.

Do not treat trees that are moisture stressed or suffering from herbicide damage.

Do not inject trees within two weeks of any other spray or soil chemical treatment.

### STORAGE AND DISPOSAL

Do not contaminate water, food, or feed by storage and disposal.

**PESTICIDE STORAGE:** Keep product in original container. Store product in a cool dry place. Do not contaminate food or feedstuffs. Do not store or transport near feed or food.


**PESTICIDE DISPOSAL:** Wastes resulting from the use of this product should be disposed of according to the Directions for Use, i.e. used as directed in the injection equipment.

**CONTAINER HANDLING:** Nonrefillable container. Do not reuse or refill this container. Completely empty contents of packets into injection equipment. Dispose of empty packets in a sanitary landfill or by incineration if approved by State and Local authorities. Offer cardboard container for recycling, if available.

*[Master label note, not part of labeling: Product must bear a batch code; may be placed anywhere on label or container.]*

### NOTICE OF WARRANTY

ARBORJET, Inc makes no warranty of fitness of this product for any other purpose, beyond its uses under normal conditions in keeping with the statements made on this label.



13  
13

(Packet Label)

# ARBORJET

A Revolutionary Plant Injection System

## ACE-jet

Micro-Injectable and Micro-Infusible Insecticide for use with the *Arborjet Injection Systems* in the Management of Specific Insect Pests of Trees and Landscape Ornamentals including Conifers, Christmas Tree and Deciduous Tree Farms, Seed Orchards and Plantations, and Forest Trees

Active Ingredient: Acephate [O,S-dimethyl acetyl phosphoramidothioate]	97.4%
Other Ingredients:	2.6%
Total:	100.0%

## CAUTION

EPA Reg. No. 74578-2

EPA Est. No. 74578-MA-001

See Container Label for precautionary language and complete directions for use.

Net content: 15 grams

