



UNITED STATES ENVIRONMENTAL PROTECTION AGENCY
WASHINGTON, DC 20460

OFFICE OF CHEMICAL SAFETY
AND POLLUTION PREVENTION

November 8, 2017

David Swain
Agent for Virox Tech. Inc.
2770 Coventry Road
Oakville, Ontario
L6H 6R1 Canada

Subject: Label Amendment – Removing Sanitizing Claims per the State of Californiana ` Request
Product Name: Accel (Concentrate) Disinfectant Cleaner
EPA Registration Number: 74559-4
Application Date: July 21, 2017
Decision Number: 532581

Dear Mr. Swain:

The amended label referred to above, submitted in connection with registration under the Federal Insecticide, Fungicide and Rodenticide Act, as amended, is acceptable. This approval does not affect any conditions that were previously imposed on this registration. You continue to be subject to existing conditions on your registration and any deadlines connected with them.

A stamped copy of your labeling is enclosed for your records. This labeling supersedes all previously accepted labeling. You must submit one copy of the final printed labeling before you release the product for shipment with the new labeling. In accordance with 40 CFR 152.130(c), you may distribute or sell this product under the previously approved labeling for 18 months from the date of this letter. After 18 months, you may only distribute or sell this product if it bears this new revised labeling or subsequently approved labeling. "To distribute or sell" is defined under FIFRA section 2(gg) and its implementing regulation at 40 CFR 152.3.

Should you wish to add/retain a reference to the company's website on your label, then please be aware that the website becomes labeling under the Federal Insecticide Fungicide and Rodenticide Act and is subject to review by the Agency. If the website is false or misleading, the product would be misbranded and unlawful to sell or distribute under FIFRA section 12(a)(1)(E). 40 CFR 156.10(a)(5) list examples of statements EPA may consider false or misleading. In addition, regardless of whether a website is referenced on your product's label, claims made on the website may not substantially differ from those claims approved through the registration process. Therefore, should the Agency find or if it is brought to our attention that a website contains false or misleading statements or claims substantially differing from the EPA approved registration, the website will be referred to the EPA's Office of Enforcement and Compliance.

Your release for shipment of the product constitutes acceptance of these conditions. If these conditions are not complied with, the registration will be subject to cancellation in accordance with FIFRA section 6. If you have any questions, please contact Terria Northern by phone at 703-347-0265, or via email at northern.terria@epa.gov.

Sincerely,



Zeno Bain, Product Manager 33
Regulatory Management Branch I
Antimicrobials Division (7510P)
Office of Pesticide Programs

Enclosure: Approved label

{Note to Agency: Text appearing in [brackets] or (parenthesis) is done to show interchangeable or optional text. Any language which appears between { braces } and is italicized is for administrative purposes only and will NOT appear on final printed label. Variables such as CAPITALIZATION, plurals or singular, bold and italics are optional unless specified in 40 CFR. Listed uses and use sites can be used partially or in their entirety. Underlined text is new. Strike-through text means it has been removed.}

ACCEL™ (CONCENTRATE) DISINFECTANT CLEANER

{Alternate Brand Names: VIROcide, PREempt Concentrate, PEROXcide Concentrate, REScue Concentrate One Step Disinfectant Cleaner & Deodorizer, INTERvention Farm Animal Care Disinfectant Cleaner & Deodorizer}



USA PATENT #: 6,803,057[†]
[†]UNDER LICENSE BY VIROX TECHNOLOGIES INC.

(ONE STEP) DISINFECTANT CLEANER (AND DEODORANT)

CONCENTRATE



ACCEPTED

Nov 08, 2017

Under the Federal Insecticide, Fungicide
and Rodenticide Act as amended, for the
pesticide registered under
EPA Reg. No. 74559-4

(ALL-IN-ONE) (MULTI-SURFACE) (ANIMAL PREMISE) ((ONE-STEP) DISINFECTANT)
(SANITIZER) • (CLEANER) • (*VIRUCIDAL) • (FUNGICIDAL) • BACTERICIDAL • (MILDEWICIDAL)
• (MILDEWSTATIC) • DEODORIZER (ODOR COUNTERACTANT) (ODOR NEUTRALIZER)
• NON-DULLING TO FLOORS (FLOOR FINISHES) • CONCENTRATE • READY-TO-DISPENSE (RTD)
(CLEANS, DISINFECTS, (&) DEODORIZES) (and Decontaminates) (with the power of Hydrogen Peroxide) (SANITIZES)
(MEETS OSHA BLOODBORNE PATHOGEN STANDARD FOR *HBV, *HCV & *HIV-1)

(Restroom) (&) (Bathroom) (Disinfectant Cleaner) (Hospital Disinfectant Cleaner) (Multi-Surface Disinfectant Cleaner)
(Cleans, Deodorizes and Brightens in One Step) (Cleans Grout)
(Cleans hard, non-porous water washable surfaces!) (Degreaser)
(Use Daily to Prevent the Buildup of Dirt and Grime.)(Sanitizing)

(Fragrance Free Formula) (Unscented) {{Note to reviewer - This text will only appear on the label with the non-fragranced
CSFs; that is, Alt1, Alt2 CSFs.}
(Outdoor Fresh)
(Fresh [Lemon] [Spring Fresh] [Citrus] Scent)

(Intended for) (For) (Hospital,) (Health Care,) (Commercial,) (Industrial) & (Institutional) Use (Only)
Intended [For] [Hospital][Health Care] [Residential] [Industrial] [&] [Institutional] [Animal Health][Animal Premises] [Use]
[[Animal Health]Premises Disinfectant Cleaner]
[For Spa and Salon Use] [For Use in Spas and Salons][and Clinics][ideal for Pedicure Foot (Spas) (Basins) (Baths)
(pedicure foot spa equipment).]
For use [in] [Animal][Health][premises][settings][facilities][Animal Research Facilities]
For use [in] [Life Sciences][Laboratories]
Hospital Disinfectant
[For] Residential Use

{Note to Agency: Text appearing in [brackets] or (parenthesis) is done to show interchangeable or optional text. Any language which appears between { braces } and is italicized is for administrative purposes only and will NOT appear on final printed label. Variables such as CAPITALIZATION, plurals or singular, bold and italics are optional unless specified in 40 CFR. Listed uses and use sites can be used partially or in their entirety. Underlined text is new. Strike-through text means it has been removed.}

- [For] Home Use
- For Homecare Use
- For Home (and) [Healthcare] Use
- For Office Use
- For Veterinary Use
- For Aquaculture Use
- For Barn Use
- For Farm Use
- For Dental [Clinic] Use
- [For Spa and Salon Use] [For Use in Spas and Salons] [Ideal for Pedicure Foot (Spas) (Basins) (Baths) (pedicure foot spa equipment).]
- For Use in Mold and Remediation [and Restoration]
- For Use in Personal Services
- For Use in Alternative Care (Clinics)
- For Use in Alternate Care (Clinics)
- For Use in Sleep Therapy (Clinics)
- For Use in Allied Health (Clinics)
- For Use in Radiology (Clinics)
- For Use in Medical Imagery (Clinics)
- For Use in Transportation
- For Use in Aviation
- For Use in Truck Washing
- For Use in Ophthalmology (Clinics)
- For Use in Massage Therapy (Clinics)
- For Use in Agriculture Premises

ACTIVE INGREDIENT:

Hydrogen Peroxide:.....4.25%

INERT (OTHER) INGREDIENTS:.....95.75%

TOTAL:.....100.00%

KEEP OUT OF REACH OF CHILDREN

CAUTION

See additional precautionary statements on back (side) (left) (right) (panel) (of) (label) (below).

[See reference sheet (enclosed in each case) for (a complete list of pathogenic organisms) (additional features, (and) claims, (direction for use) (claimed for this product) (or product name) (eliminated by this product).]

{ NOTE To Reviewer: Due to space constraints, the Container Label may not include all of the organism claims and marketing claims approved on the Master Label. Therefore, a separate reference sheet containing additional organism claims and marketing claims is added at the end under title "Reference Sheet". This reference sheet may be inserted into the shipping case and/or distributed separately or be available at the point of sale. When a separate reference sheet is used, it will contain the instructions to the user to see the product/container label for use directions, precautions, etc.}

EPA Reg. No. 74559-4

EPA Est. No. 74559-CAN-1

Net Contents: (Expressed as gallons and fluid ounces)

(Insert package contents here)

{Note to Agency: Text appearing in [brackets] or (parenthesis) is done to show interchangeable or optional text. Any language which appears between { braces } and is italicized is for administrative purposes only and will NOT appear on final printed label. Variables such as CAPITALIZATION, plurals or singular, bold and italics are optional unless specified in 40 CFR. Listed uses and use sites can be used partially or in their entirety. Underlined text is new. Strike-through text means it has been removed.}

{MARKETING CLAIMS - commercial}: {Note to EPA - This text will only appear on the appropriate container.}

- Bleach free
- [Multipurpose] [Multi-surface] [Bactericidal] [*Virucidal] [Fungicidal] [Mildewcidal] [Sanitizer] [Disinfectant] [activity]
- Chlorine free [No] [chlorine] [bleach]
- Cleans, deodorizes and removes soils
- Cleans, disinfects and deodorizes
- Crime scene disinfectant [and cleaner]
- Decontaminant
- Decontaminate and disinfect in one easy step
- Deodorizes
- Designed specifically to [effectively] eliminate odors caused by mold and mildew
- Destroys bacteria, fungi, *viruses on hard non-porous surfaces found in [swine], [poultry], [dairy], [equine] [farms] and [animal holding and research facilities]
- Destroys bacteria, fungi, *viruses on hard non-porous surfaces found in [shelters] [and] [or] [vet] [clinics] [practices]
- Dual action formulation providing broad spectrum activity against; *viruses, bacteria, fungi
- Effective cleaner and disinfectant for crime scenes
- [Effective] Fungicide
- For Indoor and Outdoor Use
- For use in [[Crime] [and] [Trauma] Scene Clean-Up] [Mold & Remediation] [Water/Flood Damage Restoration] [Equipment and PPE Decontamination (Non-Critical Devices)] [Carpet Cleaning & Deodorizing] [Grey or Black Water] [Damage][and][Trauma] [Sewage] [Backflow] [Mold Restoration] [Catastrophic events and gross contamination] [HVAC] [Applications]
- For use as a mold preventative or remediation treatment in areas where mold can or has been a problem
- For use on mannequins
- For use as a mold remediation treatment [where mold is a problem]
- For Use in Laboratory Settings and Alternate Care Clinics
- Fungistat
- Glutaraldehyde free [No Glutaraldehydes]
- Great (Ideal) for travel
- Great (Ideal) when you are on-the-go
- Hydrogen Peroxide (based) disinfectant
- For use in Homecare
- (Ideal for use in) Remediation, Restoration, and Decontamination Sites (Sewage, Water, Flood, Trauma, and/or Fire Scenes)
- Ideal for cleaning and disinfection of surfaces in critical environments for contamination control
- Ideal product for use in LEED Certified buildings
- [This product is used to] Inhibit[s] or prevent[s] the growth of mold organisms when materials are subjected to moist or wet environments
- Ideal for: [[Mold & Mildew Remediation Sites][Professional Restoration Sites][Decontamination Sites [Sewage Backflow Sites][Water / Flood Damage Sites][Trauma / Crime Scene / Fire Scene Clean Up][Carpet Cleaning & Deodorizing (Remediation)][Equipment & PPE Decontamination]]
- Intense cleaning action
- Long shelf life

{Note to Agency: Text appearing in [brackets] or (parenthesis) is done to show interchangeable or optional text. Any language which appears between { braces } and is italicized is for administrative purposes only and will NOT appear on final printed label. Variables such as CAPITALIZATION, plurals or singular, bold and italics are optional unless specified in 40 CFR. Listed uses and use sites can be used partially or in their entirety. Underlined text is new. Strike-through text means it has been removed.}

- Mildewstat
- Meets USP (<1072>) Standards for Disinfectants
- Mold & Mildewcide
- Mold & Mildew Eliminator
- Mold & Mildew Stain Remover
- Neutralizes musty odors
- Neutralizes tough odors from smoke
- Non-tainting, leaves no unsightly residues
- Odor Control
- OSHA Bloodborne Pathogen Standard Compliance
- Phenol free [No phenols]
- Powerful odor control [odor neutralizer] [deodorizer] [odor-counteractant] formula [on hard non-porous surfaces]
- Prevents mold & mildew
- Pseudomonacidal
- Quat free
- Quaternary Ammonium Compound Free [No Quaternary Ammonium Compounds]
- Removes (lipids) (fats) (proteins)
- Sanitizes in 10 seconds!
- Smell of clean [is no smell] *{Note to reviewer - This text will only appear on the label with the non-fragranced CSFs; that is, Alt1, Alt2 CSFs.}*
- Safe for most hard surfaces, [no bleach (or chlorine) stains]
- Safe to use on floors, equipment, cages and kennels, when used as directed
- (Stain) (Mold) (Mildew) (Remover), (Cleaner), (Disinfectant)
- Step-saving, Labor-saving, Time-saving, Cost-saving formula
- This product may be used as a cleaner and deodorizer, or for water/flood clean up, sewage backflow cleaning, and trauma scene cleaning
- This product cleans, deodorizes, and controls the growth of damage and odor-causing bacteria
- This product inhibits the growth of damage and odor-causing bacteria and fungi on treated articles and surfaces, such as construction materials.
- This product is used to protect treated articles from decay, mold or mildew.
- This product inhibits bacterial growth on moist surfaces and deodorizes by killing microorganisms that cause offensive odors.
- This product inhibits the growth of mold and mildew and their odors when used as directed.
- This product kills mold and mildew when used as directed.
- To clean, kill and prevent mold and mildew
- To be used in sanitizing and disinfecting of hard, non-porous non-food [contact] surfaces and non-critical equipment
- Tough on germs
- Versatile, Fast-acting, Convenient formula
- [Effective] farmyard disinfectant
- Effective [shelter] [and] [or] [vet] [clinics] [practices] disinfectant
- Effective odor control
- For high risk, high contamination areas
- Removes [the most common] [household] allergens [around your home] [around your kitchen[†]] [around your bathroom] [on your floors]^{††}

{Note to Agency: Text appearing in [brackets] or (parenthesis) is done to show interchangeable or optional text. Any language which appears between { braces } and is italicized is for administrative purposes only and will NOT appear on final printed label. Variables such as CAPITALIZATION, plurals or singular, bold and italics are optional unless specified in 40 CFR. Listed uses and use sites can be used partially or in their entirety. Underlined text is new. Strike-through text means it has been removed.}

{Note: the sentence above will be used with this claim qualified}: ⁺⁺This product removes the following [non-living] allergens: [cat dander], [cockroach matter], [cockroach debris], [cockroach particles], [dog dander] [dust mite debris], [pet dander], [pollen particles]

- Ideal for pedicure foot spas

{MARKETING CLAIMS - Residential}: *{Note to EPA - This text will only appear on the appropriate container.}*

- An effective One-step sanitizer-cleaner for use on hard non-food contact surfaces
- [A heavy duty disinfectant cleaner that] cleans, disinfects and deodorizes in one labor saving step
- Cleans [and disinfects] non-food, hard, non-porous surfaces [all over the house] [kitchens⁺ and bathrooms]
- Cleans [fast] [in kitchen⁺] [and bathrooms]
- Cleans [removes] [eliminates] [destroys] stains
- Cleans [removes] [eliminates] [destroys] baked-on food
- Cleans [removes] [eliminates] [destroys] burnt-on food
- Cleans [tough] grease and grime
- Cleans [tough] soap scum
- Cleans without bleaching
- Contains no [abrasives] [bleach]
- Cuts [cleans] kitchen⁺ [and] [bathroom] [and] household grime and soils [fast]
- Easy to use – just spray⁺ [and] [walk away]
- {Note: the sentence above will be used with this claim qualified}: ⁺For non-antimicrobial uses only*
- Effective – Cleans soap scum
- Fast / Easy / Effective: Use [in] [on] [the] *{insert one or more residential/household use sites listed below (List 3)}*
- For non-scratch cleaning of showers and tubs, shower doors and curtains[±], fixtures and toilet bowls. *{Note: the sentence above will be used with this claim qualifier}: [±] hard, nonporous surfaces of*
- For multiple cleaning tasks
- For use [in] [Household], [Homecare], [Daycare] settings [as a multi-purpose disinfectant cleaner]
- Formulated with patented hydrogen peroxide technology^T
- For everyday use [in kitchens⁺ and] [bathrooms] [restrooms]
- For a cleaner, fresher household
- For everyday use
- For any non-food [contact] hard, non-porous surface where germs are a concern.
- For use [in] [on] [the] *{insert one or more residential/household use sites from the list below (List 3)}* [as a multi-purpose disinfectant cleaner]
- Good for most indoor cleaning tasks.
- Is effective yet economical
- Keeps day care centers clean
- Leaves [a fresh, clean scent] [no [dull] [sticky] residue].
- Leaves your [home] [house] [washroom] [restroom] smelling clean with a clean fresh scent
- Leaves your kitchen⁺ and bathroom with a fresh, clean scent
- [No rinse required.] No streaking [or filming]
- Quickly [eliminates] [removes] [food] odors
- Removes [the most common] [household] allergens [around your home] [around your kitchen⁺] [around your bathroom] [on your floors]⁺⁺
- {Note: the sentence above will be used with this claim qualifier}: ⁺⁺This product removes the following [non-living] allergens: [cat dander], [cockroach matter], [cockroach debris], [cockroach particles], [dog dander], [dust mite debris], [pet dander], [pollen particles]*
- Use this product throughout your home to clean [beverage stains] [dirt] [food stains] [grime] [pet stains] [soap scum]
- Use only one product to get a streak-free shine plus antimicrobial action
- Will not leave grit or soap scum

{Note: the word Kitchen⁺ will be used with this claim qualifier}: ⁺ Non-food contact surfaces of

{Note to Agency: Text appearing in [brackets] or (parenthesis) is done to show interchangeable or optional text. Any language which appears between { braces } and is italicized is for administrative purposes only and will NOT appear on final printed label. Variables such as CAPITALIZATION, plurals or singular, bold and italics are optional unless specified in 40 CFR. Listed uses and use sites can be used partially or in their entirety. Underlined text is new. Strike-through text means it has been removed.}

{ Marketing Claims}

- Chlorine Bleach Alternative lifts dirt and disinfects
- Cleaning and [Disinfecting][Disinfection]
- Cleans - Disinfects - Deodorizes
- Deep Hydrogen Peroxide bubbling clean
- Disinfectant: Multi-Surface
- [[Home] Healthcare], [Office] and [Home]
- [Home] Healthcare [Use]
- [Hospital] [Disinfectant]
- Home [Use]
- Institution [Use]
- Institutional Disinfectant
- Institutional and Healthcare Disinfectant
- Makes 16 (128) (256) quarts (of Ready to Use) (RTU) disinfectant (sanitizer) (cleaner)
- Multi-Surface: [[Home] Healthcare], [Office] and [Home]
- Office [Use]
- Removes dirt and kills germs
- [Uses] Patented Hydrogen peroxide formula for [powerful] cleaning
- With active oxygen]
- With the power of oxygen

{Marketing claims-efficacy}

- A disinfecting cleaner for use in {insert residential use sites from the list below (List 3)}
- Antimicrobial
- Bactericidal, *Virucidal, and Pseudomonacidal in 1 minute!
- Cleans*** and disinfects non-food [contact] hard nonporous surfaces (all over the house) (kitchens† and (bathrooms) (restrooms).
- Controls (Eliminates) (kitchen†) odor-causing bacteria
- Disinfects (Deodorizes) (and Sanitizes) as it cleans***
- Disinfects (Deodorizes) hard, non-porous surfaces
- Disinfects as it cleans***
- Disinfects - kills germs for a deep down clean
- Disinfects (and) kills (>) (99.9%) of (germs) (and) (bacteria) (with) (Product name) (with) (Hydrogen Peroxide)
- Eliminates bacteria from (kitchen†) (bathroom) (washroom) (restroom) surfaces
- Eliminates (kills) odor-causing bacteria
- Eliminates odors [caused by bacteria]
- Kills antibiotic resistant bacteria**
- Kills [99.9%] of bacteria
- Kills [99.9%] of bacteria commonly found in the (kitchen†) (and) (bathroom)
- Kills [99.9%] of germs
- Kills germs while it cleans***
- Kills [99.9%] of household bacteria
- Kills (household) bacteria (and sanitizes)
- Kills kitchen† and bathroom bacteria
- Kills odor-causing bacteria
- Kills odor-causing (household) bacteria

{Note to Agency: Text appearing in [brackets] or (parenthesis) is done to show interchangeable or optional text. Any language which appears between { braces } and is italicized is for administrative purposes only and will NOT appear on final printed label. Variables such as CAPITALIZATION, plurals or singular, bold and italics are optional unless specified in 40 CFR. Listed uses and use sites can be used partially or in their entirety. Underlined text is new. Strike-through text means it has been removed.}

- Kills (Destroys) (Eliminates) germs
- Kills (Destroys) (Eliminates) germs while it cleans***
- Kills (Eliminates) odor-causing bacteria in the (kitchen‡) (bathroom) (restroom)
- Kills (kitchen‡) (bathroom) (household) germs
- Kills bacteria commonly found in kitchens‡ [in 5(five) minutes] at 1:16 dilution
- Kills bacteria and viruses* on hard, non-porous (kitchen‡) (bathroom) (restroom) (household) surfaces in 5(five) minutes at 1:16 dilution
- Kills and controls mold, mildew, fungus and bacteria
- Kills and controls mold, mildew, fungus and bacteria
- Kills mold and mildew [when used as directed] [on roofs]
- *Parvocidal
- This product (OR Product name) Disinfects [Deodorizes] [hard, non-porous surfaces] as it cleans***.
- Pseudomonacidal

{ *Virucidal }

- Kills Flu Virus* on hard, nonporous surfaces
- Kills (99.9%) of viruses* (with this product (OR product name))

{ Mold and Mildew }

- Controls and prevents the growth of mold and mildew
- Kills the growth of mold and mildew

{Disinfection claim qualifier}

****Kills [Eliminates][Destroys][Effective against](99.9% of) {insert one or more antibiotic resistant bacteria from Table 1: Bactericidal Claims}**

{Note: the word Kitchen‡ will be used with this claim qualifier}: ‡ Non-food contact surfaces of

{MARKETING CLAIMS}: {Note to reviewer - This text will only appear on the appropriate container.}

SOLUTIONS CENTER™ DISPENSING SYSTEMS[#] (64 oz. (2 qt.) containers) - For use with (Diversey) (SOLUTIONS CENTER™) Brand Dispensing Equipment. Dispense with cold water. Eliminates Mixing. The Accurate Solution To Cleaner Dilution. Disinfectant Cleaning With The Convenience Of (SOLUTIONS CENTER™). (SOLUTIONS CENTER™) (This packaging offers) Reduced Exposure To Concentrate Due To Closed Transfer System. Solutions To Go!

J-FILL™ DISPENSING SYSTEMS[#] (84.5 oz. (2.5 L) containers) - For use with (Diversey) (J-FILL™) Brand Dispensing Equipment. Dispense with cold water. Eliminates Mixing. The Accurate Solution To Cleaner Dilution. Disinfectant Cleaning With The Convenience Of J-FILL™. J-FILL™ ((This) packaging offers) Reduced (Reduces) Exposure To Concentrate Due To Closed Transfer System. Solutions To Go!

RTD™ DISPENSING SYSTEMS[#] (1.5 L & 5 L containers) - RTD. Very Simple. Very Smart. Out of the box. Ready-To-Dispense. Dispense with cold water. Provides accuracy. No chemical connections, sealed bottle. Proven dilution control concentrate.

COMMAND CENTER™ DISPENSING SYSTEMS[#] (1.5 gal. containers) - For use with (Diversey) (BUTCHER™) (COMMAND CENTER™) Brand Dispensing Equipment. Dispense with cold water. Eliminates Mixing. The Accurate Solution To Cleaner Dilution. COMMAND CENTER™ (This packaging offers) Reduced (Reduces) Exposure To Concentrate Due To Closed Transfer System.

Smart DOSE™ DISPENSING SYSTEMS[#] (1.5 L & 5 L containers) - RTD. Very Simple. Very Smart. Out of the box. Ready-To-Dispense. Provides accuracy. No chemical connections, sealed bottle. Proven dilution control concentrate.

{Note to Agency: Text appearing in [brackets] or (parenthesis) is done to show interchangeable or optional text. Any language which appears between { braces } and is italicized is for administrative purposes only and will NOT appear on final printed label. Variables such as CAPITALIZATION, plurals or singular, bold and italics are optional unless specified in 40 CFR. Listed uses and use sites can be used partially or in their entirety. Underlined text is new. Strike-through text means it has been removed.}

- Smart Dose™ allows for easy and accurate dosing of concentrate every time.
- Smart Dose™ delivers better cost control than any other dosing system.
- Smart Dose™ is a simple and portable unit that goes anywhere you go. Simply select your desired dosing icon, pull up, then push the knob down to dispense the accurate amount of concentrate.
- Smart Dose™ helps you minimize unwanted contact with the concentrate solution with an anti-drip spout and Spill-Tite™ sonically-welded head.
- Smart Dose™ ergonomic design enhances your comfort and ease of use.
- Smart Dose™ bottle automatically calculates two precise doses of concentrate allowing accurate dilution.
- Smart Dose™ (1.5L & 5L) (1.48 US Qt & 1.32 US gallon) - RTD. Very Simple. Very Smart. Out of the box. Ready-To-Dispense. Provides accuracy. No chemical connections, sealed bottle. Proven dilution control concentrate.
- Smart Dose™ (1.5 or 5L) (1.48 US Qt & 1.32 US gallon) - Using the Smart Dose™ unit, dispense product into a (trigger sprayer) (bottle) (container) (or) (bucket).
- Smart Dose™ can be used anywhere, without the need for permanent and costly equipment in the facility.
- Smart Dose™ avoids the need for additional equipment such as pumps and eliminates risk of free pouring.
- Smart Dose™ helps users dispense concentrate more accurately every time with pre-determined doses

Dilution control and dispensing technology utilized under license from Diversey Care, a division of Sealed Air Corporation

(FEATURES, CLAIMS & USES:)

(General Uses) {Option 1}

For Use in [Health Care], [Dental], [Medical], [Veterinary] [Clinics], [Laboratories] and [Hospitals]

This product is a one-step disinfectant cleaner and deodorant designed for general cleaning and disinfecting of hard, non-porous environmental surfaces. Its cleans quickly by removing dirt, grime, mold, mildew, body oils and other common soils found in hospitals, nursing homes, schools and colleges, medical and dental offices.

This product is designed for use on hard, non-porous environmental surfaces: vinyl, painted surfaces, plastic, glass, mirrors, glazed ceramic, glazed porcelain, chrome, stainless steel, aluminum, laminated surfaces and baked enamel surfaces associated with floors, walls, ceilings, tables, chairs, countertops, telephones, fixtures, athletic equipment, exercise equipment, glazed tile, toilets, urinals, sinks, sink basins, faucets, tubs, shower rooms and locker room areas – any hard non-porous washable (non-food contact) surface where disinfection is required. Do not use on glasses, dishes and utensils.

This product cleans by removing dirt, grime, mold, mildew, blood, urine, fecal matter and other common soils found in [animal housing facilities], [livestock], [swine] or [poultry] [facilities], [dairy farms] [grooming facilities], [farms], [kennels], [pet stores], [veterinary] [shelters] [clinics], [practices] [laboratories] [or other small animal facilities]. It also reduces odor-causing bacteria leaving surfaces smelling clean and fresh.

This product cleans, disinfects and deodorizes hard, non-porous environmental surfaces in one step. Its non-abrasive formula is designed for use on hard, non-porous surfaces: plated or stainless steel, aluminum, chrome, glazed porcelain, glazed tile, sealed concrete, laminated surfaces associated with floors, walls, non-food contact countertops, cages, kennels, animal equipment found in barns, pens and stalls of animal housing facilities.

(General Uses) {Option 2}

This product is a one-step[†] (hospital-use) germicidal (disinfectant) cleaner and deodorant (odor-counteractant) (odor neutralizer) designed for general cleaning, (and) disinfecting, (deodorizing) (and) (killing) (controlling) mold and mildew on (of) hard, non-porous environmental surfaces. It cleans quickly by removing dirt, grime, mold, mildew, body oils and other common soils found in hospitals, nursing homes, (acute) (and) (long-term) care facilities, office buildings, schools and colleges (universities), (day care centers), (medical) (dental) offices, funeral homes, transportation facilities, train (depots) (stations), bus (depots) (stations), airports, cruise ships, casinos, correctional facilities, athletic facilities, playgrounds,

{Note to Agency: Text appearing in [brackets] or (parenthesis) is done to show interchangeable or optional text. Any language which appears between { braces } and is italicized is for administrative purposes only and will NOT appear on final printed label. Variables such as CAPITALIZATION, plurals or singular, bold and italics are optional unless specified in 40 CFR. Listed uses and use sites can be used partially or in their entirety. Underlined text is new. Strike-through text means it has been removed.}

locker rooms, health clubs, exercise equipment, barber/beauty (salons) (shops), veterinary clinics, pet shops, (equine farms), animal life science laboratories, hotels, motels, public areas and restrooms, foodservice establishments (restaurants) and federally inspected meat and poultry establishments (food [processing] [beverage] [brewing] plants), (dairies) (dairy farms), (warehouses) ([industrial (and)] (commercial) buildings only on non-food contact surfaces.

[†]When the disinfection directions for use are followed.

It is designed for use on (Use daily on) (the following) (hard, non-porous environmental (inanimate) surfaces): vinyl, painted surfaces, plastic (surfaces), glass, mirrors, glazed ceramic, glazed porcelain, chrome, stainless steel, aluminum, laminated surfaces and baked enamel surfaces associated with floors, walls, ceilings, tables, chairs, countertops, telephones, fixtures, athletic equipment, exercise equipment, glazed tile, toilets, urinals, sinks, sink basins, faucets, tubs, shower rooms and locker room areas – any hard, non-porous washable (non-food contact) surface where disinfection is required. This product's non-dulling formula eliminates the time and labor normally required for rinsing. Do not use on glasses, dishes and utensils.

((Bathroom) (Restroom) (Bowl) Disinfectant Cleaner:)

This product is a (concentrated) (bowl and) (bathroom) (restroom) cleaner which cleans, disinfects and deodorizes in one easy step. It cleans, disinfects and deodorizes mirrors, glass, toilet bowls, urinals, rims, sinks, sink basins, faucets, tubs, glazed tiles, glazed ceramic, glazed porcelain, chrome, stainless steel, and all hard non-porous, washable surfaces found in the bathroom (restroom) (in the presence of organic soil).

This product reduces odor-causing bacteria leaving (bathrooms) (restrooms) smelling clean and fresh. Use where odors are a problem. It cleans, disinfects and deodorizes surfaces by killing odor-causing microorganisms. Its non-abrasive formula is designed for use (Use it daily) on ([hard, non-porous environmental] (bathroom) (restroom) surfaces): mirrors, glazed ceramic (bathroom) (restroom) tile, glazed porcelain, chrome, stainless steel and plastic surfaces associated with floors, walls, fixtures, toilets, urinals, sinks, shower rooms and locker rooms.

This product cleans, disinfects and deodorizes surfaces by killing odor-causing microorganisms and (killing) (controlling) mold and mildew. Its non-abrasive formula is designed for use on (restroom surfaces:) glazed ceramic (restroom) tile, glazed porcelain, chrome, stainless steel and plastic surfaces associated with floors, walls, fixtures, toilets, urinals, sinks, shower rooms and locker rooms.

(Hospitals/Health Care Facilities:)

This product is a one-step[†] (hospital-use) germicidal (disinfectant) cleaner and deodorant (odor-counteractant) (odor neutralizer) designed for general cleaning, (and) disinfecting, (deodorizing) (and controlling mold and mildew on) (of) hard, non-porous environmental surfaces. This product cleans quickly by removing dirt, grime, mold, mildew, food residue, body oils, dead skin, blood and other organic matter commonly found in hospitals (acute) (and) (long-term) care facilities (and) (in health care facilities) (on medical surfaces). It (also) reduces odor-causing bacteria, leaving (restroom) surfaces smelling clean and fresh. Use where odors are a problem.

[†]When the disinfection directions for use are followed.

This product cleans, disinfects and deodorizes (hard, non-porous environmental hospital (medical) surfaces) in one step (with no rinsing required). Its non-abrasive formula is designed for use on (Use daily on) (the following) hard, non-porous environmental surfaces: vinyl, painted surfaces, plastic (surfaces), glazed ceramic, glazed porcelain, chrome, stainless steel, laminated surfaces and baked enamel surfaces associated with floors, walls, ceilings, tables, chairs, non-food contact countertops, telephones, fixtures, glazed tile, toilets, urinals, sinks found in (health care facilities [hospitals],) patient rooms, operating rooms, ICU areas, shower rooms, and locker rooms. (It can also be used to pre-clean and disinfect hospital items: wheelchairs, [hospital] [patient] bed rails and linings, wash basins, bed pans, medical equipment surfaces) - any washable non-food contact surface (where disinfection is required). Do not use on glasses, dishes and utensils.

(Animal Housing Facilities:){Option 1}

This product cleans by removing dirt, grime, mold, mildew, blood, urine, fecal matter and other common soils found in animal housing facilities, [livestock], [equine], [dairy], [swine] or [poultry] [facilities], [grooming facilities], [farms], [kennels],

{Note to Agency: Text appearing in [brackets] or (parenthesis) is done to show interchangeable or optional text. Any language which appears between { braces } and is italicized is for administrative purposes only and will NOT appear on final printed label. Variables such as CAPITALIZATION, plurals or singular, bold and italics are optional unless specified in 40 CFR. Listed uses and use sites can be used partially or in their entirety. Underlined text is new. Strike-through text means it has been removed.}

[pet stores], [shelters], [zoo's], [rescues], [adoption], [quarantine (facilities)], [feedlots], [import/export (facilities)] [stockyards], [exotic] [veterinary] [clinics] [and/or] [practices], [laboratories] or [other small animal facilities]. It (also) reduces odor-causing bacteria leaving surfaces smelling clean and fresh.

This product cleans, disinfects and deodorizes (hard, non-porous environmental surfaces) in one step. Its non-abrasive formula is designed for use on (Use daily on) (Use daily to clean and disinfect) hard, non-porous surfaces: plated or stainless steel, aluminum, chrome, glazed porcelain, glazed tile, sealed concrete, laminated surfaces (associated with [floors], [walls], [non-food contact countertops], [cages], [kennels], [animal equipment]) found in ([barns], [pens] and [stalls]) animal housing facilities.

(Animal Housing Facilities:) {Option 2}

This product is designed for use as a [one-step] cleaner, disinfectant, [sanitizer] on [hard, non-porous] surfaces of [vehicles], [trucks], [trailers], [carts], [animal crates], [grooming equipment], [handling equipment], [buckets], [brushes], [tables], [dog runs], kennels, cages, [transportation crates], [foot baths], [automatic feeders], [troughs], [feed racks], [wash stalls], [non porous fencing], [gates], [gathering], [guiding / controlling equipment], [and] [non porous harnesses & leashes]; commonly found in animal housing facilities, [poultry], [stall], [barn], [pen], [agricultural & livestock buildings], [feedlots], [import/export (facilities)], [greenhouses], [zoos], [boarding kennels], [veterinary] [clinics] [and/or] [practices], [quarantine (facilities)], [animal rescue] [and] [shelter facilities], [fish facilities], [fish tanks], [fish farms], [hatcheries], [tack shops], [pet stores], [breeding facilities], [grooming facilities] [and] [catteries].

(For Use in Spas, Salons & Clinics)

(Footbaths (pedicure foot spa equipment) in Health clubs, spas, tanning salons, tanning spas, hair/nail/pedicure salons, barber/beauty shops, salons, tattoo parlors:)

This product {or product name} is a one-step (hospital-use) (germicidal) disinfectant cleaner, (fungicide), (*virucide) (and) (deodorant) (odor-counteractant) (odor neutralizer) designed for cleaning, (and) disinfecting, (deodorizing) (and) (killing) (controlling) mold and mildew on (of) hard, non-porous footbath surfaces. It cleans quickly by removing body oils, dead tissue, soil and all other buildups of organic matter (found) on (hard nonporous (inanimate) (environmental)) footbath surfaces.

It is designed for use on (Use daily on) (hard, non-porous environmental (inanimate) surfaces) (such as) (of) footbaths (pedicure foot spa equipment) (and) (esthetic tools and equipment).

{OR}

This product {or product name} is designed for cleaning and disinfection of hard, non-porous surfaces in [beauty salons], [tanning facilities], [spas], [nail salons], [tattoo parlors], [barbershops] (and) [hairstyling] [establishments] [clinics]. It cleans by removing [body oils], [dead tissue], [soil], (and all) [(other) buildups] (or) [organic matter] found on hard non-porous surfaces.

(Household Use)

This product (OR product name) is an effective [cleaner] [disinfectant] [sanitizer] on non-food contact surfaces in [around] [Residential], [Household], [Homecare], [Daycare centers] [settings].

This product (OR product name) is a[n] [concentrated] [Antibacterial][Multi-Purpose][Bathroom][Floor][Glass & Surface] [Kitchen[†]] [Restroom] [Cleaner] [Cleaning] [Disinfectant] [Disinfecting] [Sanitizer]. This product (OR product name) is for use in the {insert on or more of the residential/household use sites listed below (List 3)} [common hard nonporous household surfaces].

For everyday cleaning [and disinfecting] [use daily to clean [and disinfect]] [on] hard, non-porous surfaces [where germs are a concern] [made from] {insert any surface material from the surface materials listed below (List 1)} associated with kitchen[†] surfaces, hand-touch surfaces , {or – list one or more of the hard non-porous surface listed below (List 2)} and other hard non-food contact surfaces around the house[hold] [home]. [Not recommended for use on brass], [polished wood], [granite], [marble], [and] [leather].

(Public and Transportation Facilities)

{Note to Agency: Text appearing in [brackets] or (parenthesis) is done to show interchangeable or optional text. Any language which appears between { braces } and is italicized is for administrative purposes only and will NOT appear on final printed label. Variables such as CAPITALIZATION, plurals or singular, bold and italics are optional unless specified in 40 CFR. Listed uses and use sites can be used partially or in their entirety. Underlined text is new. Strike-through text means it has been removed.}

Use this product [{or product name}] in (airplanes), (airports), (boats), (buses), (cars), (emergency vehicles), (ships), (taxis), (trailers), (trains), (transportation terminals), (public facilities), (public washroom [restroom]). Use this product [{or product name}] on washable nonporous surfaces of: (hand rails), (security bins), (escalator railing), (screens), (touch screen kiosk), (soap dispensers), (ticketing countertops), (faucets), (seatback tray), (seat armrest), (bathroom fixtures), (sink), (toilet), (toilet bowls), (toilet bowl surfaces), (tubs), (glazed tiles), (urinals), (walls), (chairs), (desks), (doorknobs), (floors), (garbage cans), (tables), (telephones), and (other hard nonporous) surfaces made of: (glazed ceramic), (glazed porcelain), (metal plastic (such as polystyrene or polypropylene), (sealed stone), (stainless steel), (vinyl and plastic upholstery).

(For Aquaculture Facilities)

This product [{or product name}] is for the disinfection of environmental surfaces associated with aquaculture including vehicles (boats, trailers, autos, etc.), nets, boots, waders, dive suits, hoses, brushes and other similar equipment. It may also be used in foot dips.

[For Use in] Mold & Mildew Remediation & Restoration:

This product is ideal for use as a cleaner, disinfectant and deodorizer in mold and mildew remediation sites, professional restoration sites, decontamination sites, sewage backflow sites, water and flood damage sites, trauma, crime scene and fire clean up. This product was designed to leave surfaces clean and odor free.

Water / Flood Damage

This product kills the growth of mold and mildew, fungi, and bacteria, and the odors caused by them on hard, non-porous environmental surfaces as a result of water and flood damage.

Sewage Backflow

This product is a broad-spectrum cleaner disinfectant that kills pathogens and odor causing organisms left from raw sewage and black water contamination.

Trauma, Crime Scene, and Fire Clean Up

OSHA Bloodborne Pathogen Standard Compliance. This product effectively cleans and decontaminates surfaces and equipment that come into contact with blood and other potentially infectious materials (OPIM) containing pathogenic organisms, which cause infection and disease in humans.

Carpet Cleaning & Deodorizing

This product was designed to be an effective cleaner by removing soils, grime and other deep down, stubborn dirt for easy removal or extraction.

Equipment and PPE Decontamination (Non-Critical Devices)

To prevent cross contamination, this product is effective for cleaning and decontaminating reusable person protective equipment (PPE), gear, tools, and restoration equipment after removal from containment areas.

[HVAC]

[This product is suitable for HVAC applications including [coils and] drain pans of HVAC/R equipment, air conditioning and refrigeration equipment and heat pumps.]

[For Use in (Laboratory Settings) (and) (Alternate Care Clinics)] This product is ideal for use as a cleaner and disinfectant in Laboratory Settings such as (Life Sciences), (CAT Laboratories), (Pharmacies), (Animal Life Science Laboratories), (Vivariums), (Cleanrooms), (Critical Environments), (GMP facilities), (Compound pharmacy labs), (Biopharmaceutical), (Medical device facilities), and (FDA regulated sites). (Well below OSHA hydrogen peroxide permissible exposure limit of 1ppm)

This product is ideal for use as a cleaner and disinfectant in Alternate Care Settings, Clinics & Offices such as (Sleep Therapy), (Respiratory Therapy), (Ophthalmic), (Massage), (Chiropractic), (Acupuncture), (Naturopathic), (Homeopathic),

{Note to Agency: Text appearing in [brackets] or (parenthesis) is done to show interchangeable or optional text. Any language which appears between { braces } and is italicized is for administrative purposes only and will NOT appear on final printed label. Variables such as CAPITALIZATION, plurals or singular, bold and italics are optional unless specified in 40 CFR. Listed uses and use sites can be used partially or in their entirety. Underlined text is new. Strike-through text means it has been removed.}

(Home Healthcare), (Otolaryngology (ear, nose and throat)), (podiatry), (foot care nursing), (midwifery). This product can also be used in (Emergency Care) (EMS) (Fire / Police / Ambulance), (Transportation Facilities) and (Airports).

This product is a one-step germicidal disinfectant cleaner and odor neutralizer designed for cleaning and disinfecting of hard, non-porous environmental surfaces. This product cleans by removing dirt, grime, food residue, dead skin, blood, biological waste (feces, urine, etc), and other organic matter commonly found on surfaces. This product was designed to leave surfaces clean, disinfected and odor free.

This product cleans, disinfects, and deodorizes hard, nonporous environmental surfaces in one step. Its non-abrasive formula is designed for use on hard, non-porous environmental surfaces associated with floors, walls, ceilings, tables, chairs, countertops, telephones, fixtures, (fume hoods), (vivariums), (cages), (carts), (workstations), and (sinks), including those found in (laboratory settings).

{Refill}
(To Refill Concentrate From Large Containers Into Smaller Containers:)

This product may be used to fill and refill clean, properly labeled containers for dilution elsewhere within your facility. Make sure the small container has been cleaned, dried and properly labeled. Also make sure other items (funnels or hand pumps) are properly cleaned and dried. To refill, simply pour (or pump product) from the larger container directly into the smaller one being careful not to spill any product. Keep both containers sealed when not in use.

{Claims against Emerging Viral Pathogens}
[Product name] has demonstrated effectiveness against viruses similar to [name of emerging virus] on hard, [non-porous surfaces]. Therefore, [product name] can be used against [name of emerging virus] when used in accordance with the directions for use against Poliovirus type 1 (Strain Brunhilde) on [hard, porous/non-porous surfaces]. Refer to the [CDC or OIE] website at [pathogen-specific website address] for additional information.

{OR}
[Name of illness/outbreak] is caused by [name of emerging virus]. [Product name] kills similar viruses and therefore can be used against [name of emerging virus] when used in accordance with the directions for use against Poliovirus type 1 (Strain Brunhilde) on [hardnon-porous surfaces]. Refer to the [CDC or OIE] website at [website address] for additional information.

(CLAIMS:) [Organisms:]

(See reference sheet (enclosed in each case) for a complete list of organisms.)

When used as directed, this product is highly effective against a wide variety (broad-spectrum) of pathogenic microorganisms (including bacteria, antibiotic resistant bacteria, viruses, fungi, mold and mildew). At 1:16 - 1:64 dilution [2 - 8 oz. of product per gallon of water], in the presence of 200ppm hard water, 5% serum load and 5 minute contact time, unless otherwise noted, this product kills the following on hard non-porous inanimate surfaces:

[Bacteria][Bactericidal] (Activity):
[This product {or product name}] is bactericidal at a 1:16 - 1:64 dilution [2 - 8 oz. of product per gallon of water] (in the presence of 200ppm hard water) (and 5% serum [organic soil]) [on hard, non-porous inanimate surfaces] (and) at a 5 minute contact time, unless otherwise noted]: {insert one or more bacteria from Table 1: Bactericidal Claims}

{OR}
Kills {insert one or more bacteria from Table 1: Bactericidal Claims} on hard, non-porous [kitchen†] [bathroom] [restroom] [household] surfaces in 5 minutes, unless otherwise noted, at 1:16 – 1:64 dilution. (2 – 8 oz. of product per gallon of water).

{Table 1: Bactericidal Claims}

[Bacteria][Bactericidal] (Activity)	Dilution	Contact Time
-------------------------------------	----------	--------------

{Note to Agency: Text appearing in [brackets] or (parenthesis) is done to show interchangeable or optional text. Any language which appears between { braces } and is italicized is for administrative purposes only and will NOT appear on final printed label. Variables such as CAPITALIZATION, plurals or singular, bold and italics are optional unless specified in 40 CFR. Listed uses and use sites can be used partially or in their entirety. Underlined text is new. Strike-through text means it has been removed.}

<i>Acinetobacter baumannii</i> (ATCC 19606)	1:16	5 minutes
<i>Campylobacter jejuni</i> (ATCC 29428)	1:64	10 minutes ⁺⁺⁺
<i>Chlamydia psittaci</i> (Strain 6 BC) (ATCC VR-125)	1:64	5 minutes
<i>Escherichia coli</i> (Extended Spectrum Beta-lactamase Resistance) (ESBL) (ATCC BAA-196)	1:16	5 minutes
<i>Escherichia coli</i> O157:H7 (ATCC 35150)	1:16	5 minutes
<i>Enterococcus faecium</i> , Vancomycin Resistant (VRE) (ATCC 51559)	1:16	5 minutes
<i>Klebsiella pneumoniae</i> (ATCC 4352)	1:16	5 minutes
<i>Klebsiella pneumoniae</i> , Carbapenem Resistant (KPC) (ATCC BAA-1705)	1:16	5 minutes
<i>Listeria monocytogenes</i> (ATCC 19111)	1:16	5 minutes
<i>Mycoplasma orale</i> (ATCC 23714)	1:64	10 minutes ⁺⁺⁺
<i>Pseudomonas aeruginosa</i> (ATCC 15442)	1:16	5 minutes
	1:64	10 minutes ⁺⁺⁺
<i>Salmonella enterica</i> (ATCC 10708) (formerly known as <i>Salmonella choleraesuis</i>)	1:16	5 minutes
	1:64	10 minutes ⁺⁺⁺
<i>Salmonella</i> (<i>enterica</i> subspecies <i>enterica</i> serovar) <i>pullorum</i> (ATCC 19945)	1:64	10 minutes ⁺⁺⁺
<i>Shigella dysenteriae</i> (ATCC 13313)	1:16	5 minutes
<i>Staphylococcus aureus</i> (ATCC 6538)	1:16	5 minutes
	1:64	10 minutes ⁺⁺⁺
<i>Staphylococcus aureus</i> , Methicillin Resistant (MRSA) (ATCC 33591)	1:16	5 minutes
<i>Staphylococcus aureus</i> , Methicillin Resistant (CA-MRSA) (Clinical Isolate 08001) (Genotype USA300)	1:16	5 minutes
<i>Staphylococcus aureus</i> , Methicillin Resistant (CA-MRSA) (Clinical Isolate 08005) (Genotype USA400)	1:16	5 minutes
<i>Staphylococcus epidermis</i> , Methicillin Resistant (MRSE) (ATCC 51625)	1:16	5 minutes
<i>Streptococcus pneumoniae</i> , Penicillin Resistant (PRSP) (ATCC 700671)	1:16	5 minutes
<i>Streptococcus pyogenes</i> (ATCC 12204)	1:16	5 minutes

[Fungi] [Fungicidal] (Activity):

This product [{or product name}] is fungicidal when used as directed on hard, non-porous inanimate surfaces at a 1:16 dilution (8 oz. of product per gallon of water), and in the presence of a 5% serum load and 5 minute contact time (at 20°C (68°F)).

{Table 2: Fungicidal Claims}

[Fungi] [Fungicidal] (Activity):	Dilution	Contact Time
<i>Trichophyton interdigitale</i> (Athlete's Foot) (and) (Nail Fungus) (ATCC 9533)	1:16	5 minutes
<i>Microsporum canis</i> (ATCC 10214)	1:16	5 minutes

[*Viruses][*Virucidal] (Activity):

At 1:64 - 1:128 dilution (1 - 2 oz. of product per gallon of water), in the presence of 200 ppm hard water, 5% serum load and 5 minute contact time, unless otherwise noted, this product kills the following on hard, non-porous inanimate surfaces: {insert one or more viruses from Table 3: *Virucidal Claims}

{Table 3: *Virucidal claims}

[*Viruses][*Virucidal] (Activity):	Dilution	Contact Time
Adenovirus type 8 (Strain Trim) (ATCC VR-1368)	1:64	5 minutes
(Human Immunodeficiency virus type 1) HIV-1 (AIDS virus) (Strain HTLV-III _B) [†]	1:128	1 minute
Hepatitis B virus (HBV) (Duck Hepatitis B virus as the surrogate)	1:64	5 minutes
Hepatitis C virus (HCV) (Bovine Viral Diarrhea virus as the surrogate)	1:64	5 minutes
Herpes Simplex virus type 2 (Strain G) (ATCC VR-734) [†]	1:128	5 minutes
Human Coronavirus (Strain 229E) (ATCC VR-740)	1:64	5 minutes
Influenza A virus (H1N1) (Strain A/PR/8/34) (ATCC VR-1469)	1:64	1 minute

{Note to Agency: Text appearing in [brackets] or (parenthesis) is done to show interchangeable or optional text. Any language which appears between { braces } and is italicized is for administrative purposes only and will NOT appear on final printed label. Variables such as CAPITALIZATION, plurals or singular, bold and italics are optional unless specified in 40 CFR. Listed uses and use sites can be used partially or in their entirety. Underlined text is new. Strike-through text means it has been removed.}

Influenza type A ₂ (Strain Hong Kong) (ATCC VR-544) [†]	1:128	5 minutes
Norovirus (Feline Calicivirus as the surrogate) (ATCC VR-782)	1:64	5 minutes
Parainfluenza type 3 (Strain C243) (ATCC VR-93)	1:64	5 minutes
Poliovirus type 1 (Strain Brunhilde) (ATCC VR-1000)	1:64	5 minutes
Respiratory Syncytial virus (Strain Long) (ATCC VR-26)	1:64	5 minutes
Rhinovirus type 37 (Strain 151-1) (ATCC VR-1147)	1:64	5 minutes
Rotavirus (Strain WA)	1:64	5 minutes
Vaccinia virus (Smallpox Vaccine Virus) (ATCC VR-119)	1:64	5 minutes

Kills *Herpes Simplex Type 2 when used as directed on hard, non-porous inanimate surfaces with a 5 minute contact time at a 1:128 dilution (1oz. of product per gallon of water).

Kills *Hepatitis B Virus (HBV) & *Hepatitis C Virus (HCV) when used as directed on hard, non-porous inanimate surfaces with a 5 minute contact time (at a 1:64 dilution) (2 oz. of product per gallon of water).

Kills *HIV-1 (AIDS virus) (HTLV-III_B) when used as directed on hard, non-porous inanimate surfaces with a 1 minute contact time (at a 1:128 dilution) (1 oz. of product per gallon of water).

Kills *Influenza A Virus (H1N1) (ATCC VR-1469, Strain A/PR/8/34) when used as directed on hard, non-porous inanimate surfaces with a 1 minute contact time (at a 1:64 dilution) (2 oz of product per gallon of water).

[Veterinary][Animal Premise] [*Viruses][Virucidal Activity]:

At 1:16 - 1:64 dilution (2 - 8 oz. of product per gallon of water), in the presence of 200 ppm hard water, 5% serum load and 5 minute contact time, unless otherwise noted, this product kills the following on hard, non-porous inanimate surfaces: {insert one or more viruses from Table 4: Animal *Virucidal Claims except for Foot and Mouth Disease Virus}

{Table 4: Animal *Virucidal claims}

[Veterinary][Animal Premise] [*Viruses][Virucidal Activity]	Dilution	Contact Time
Avian Adenovirus type 2 (Strain Fontes) (ATCC VR-280)	1:64	5 minutes
Avian Infectious Bronchitis virus (Strain Arkansas) (Charles River Laboratories)	1:64	5 minutes
Avian Influenza A (H3N2) (ATCC VR-2072)	1:64	5 minutes
Avian Reovirus (Strain 2177) (ATCC VR-2449)	1:64	5 minutes
Bovine Viral Diarrhea virus (BVDV) (ATCC VR-1422)	1:64	5 minutes
Canine Adenovirus (ATCC VR-800)	1:64	5 minutes
Canine Distemper virus (Strain Lederle) (ATCC VR-128)	1:64	5 minutes
Canine Coronavirus (ATCC VR-809)	1:64	5 minutes
Canine Parainfluenza virus (ATCC VR-666)	1:64	5 minutes
Canine Parvovirus (Strain Cornell) (ATCC VR-2017)	1:16	5 minutes
	1:32	10 minutes
Duck Hepatitis B virus (DHBV)	1:64	5 minutes
Equine Herpes virus type 1 (Strain EHV1)	1:64	5 minutes
Equine Influenza A (H3N8) virus (Strain Alaska/A/EQ/AK/29759/91)	1:64	5 minutes
Feline Calicivirus (ATCC VR-782)	1:64	5 minutes
Feline Infectious Peritonitis virus (ATCC VR-2202)	1:64	5 minutes
Feline Picornavirus (ATCC VR-649)	1:64	5 minutes
Feline Rhinotracheitis virus (ATCC VR-636)	1:64	5 minutes
Foot and Mouth Disease virus (FMDv) (Strain Type O1) (BFS 1860)	1:64	10 minutes
Infectious Laryngotracheitis virus (Strain LT-IVAX)	1:64	5 minutes
Marek's Disease virus (Charles River Laboratories)	1:64	5 minutes
Minute Virus of Mice (Strain Prototype (p)) (ATCC VR-1346)	1:16	5 minutes
Newcastle Disease virus (Strain B1, Hitchner or Blacksburg) (ATCC VR-108)	1:64	5 minutes
Porcine Epidemic Diarrhea virus (Strain Colorado 2013 Isolate)	1:64	5 minutes
Porcine Respiratory & Reproductive Syndrome (PRRS) virus (Strain NVSL)	1:64	5 minutes

{Note to Agency: Text appearing in [brackets] or (parenthesis) is done to show interchangeable or optional text. Any language which appears between { braces } and is italicized is for administrative purposes only and will NOT appear on final printed label. Variables such as CAPITALIZATION, plurals or singular, bold and italics are optional unless specified in 40 CFR. Listed uses and use sites can be used partially or in their entirety. Underlined text is new. Strike-through text means it has been removed.}

Porcine Rotavirus (Strain OSU) (ATCC VR-893)	1:64	5 minutes
Pseudorabies virus (ATCC VR-135)	1:64	5 minutes
Seneca Valley virus (ATCC PTA-5343)	1:64	5 minutes
Swine Influenza A (H1N1) virus (Strain A/Swine/Iowa/15/30) (ATCC VR-333)	1:64	5 minutes
Transmissible Gastroenteritis virus (TGE) (University of Minnesota)	1:64	5 minutes

***Canine Parvovirus:** Kills *Canine Parvovirus (ATCC VR-2017) when used as directed on hard, non-porous inanimate surfaces at a 1:16 dilution (8 oz. per gallon of water), and in the presence of a 5% serum load and 5 (five) minute contact time.

***Canine Parvovirus:** Kills *Canine Parvovirus (ATCC VR-2017, Strain cornell) when used as directed on hard, non-porous inanimate surfaces at a 1:32 dilution (4 oz. per gallon of water), and in the presence of a 5% serum load and 10 (ten) minute contact time.

***Minute Virus of Mice:** Kills *Minute Virus of Mice (ATCC VR-1346, Strain Prototype (p)) when used as directed on hard, non-porous inanimate surfaces at a 1:16 dilution (8 oz. per gallon of water), and in the presence of a 5% serum load and 5 (five) minute contact time.

***Food and Mouth Disease Virus (FMDv):** Kills *Foot and Mouth Disease Virus (FMDv, Strain Type O1) (BFS 1860) when used as directed on hard, non-porous inanimate surfaces at a 1:64 dilution (2 oz. of product per gallon of water), and in the presence of a 5% serum load and 10 minute contact time.

[Mold/Mildew] [Mildewcidal] (Activity)
 Kills the growth of mold and mildew (when diluted at 1:16 in 200 ppm hard water at a 10 minute contact time): *Aspergillus niger* (ATCC 16404) (and the odors caused by them) when applied to hard, non-porous environmental surfaces.

[Mold/Mildew] [Mildewstatic] (Activity)
 Controls and prevents the growth of mold and mildew (when diluted at 1:16 in 200 ppm hard water at a 10 minute contact time): *Aspergillus niger* (ATCC 6275) (and the odors caused by them) when applied to hard, non-porous environmental surfaces.

Bactericidal Stability of Use-Solution
 [Tests show] this product {or product name} [as a disinfectant], when diluted at 1:16 dilution (8 oz. of product per gallon of water) [in 200 ppm hard water], in the presence of 5% serum, remains effective against *Staphylococcus aureus*, *Salmonella enterica* (formerly known as *Salmonella choleraesuis*) and *Pseudomonas aeruginosa* for up to 90 days in storage as long as the bottle remains sealed. If the use-solution becomes visibly dirty or contaminated, it must be discarded and a fresh product prepared. Always use clean, dry containers when diluting this product. Treated surfaces must remain wet for 5 minutes.

[Sanitizing][Non-Food Contact Surface Sanitizer]:
 When used as a non-food contact sanitizer at 1:16 (8 oz. of product per gallon of water), in the presence of 200 ppm hard water, 5% serum load, this product reduces the following bacteria by 99.9% with a 30 second contact time, unless otherwise noted, on hard non-porous inanimate surfaces: {insert bacteria with 1:16 dilution from Table 5: Non-Food Contact Sanitizer Claims}

{OR}
 When used as a non-food contact sanitizer at 1:128 (1 oz. of product per gallon of water), in the presence of 200 ppm hard water, 5% serum load, this product reduces the following bacteria by 99.9% with a 3 minute contact time, unless otherwise noted, on hard non-porous inanimate surfaces: {insert bacteria with 1:128 dilution from Table 5: Non-Food Contact Sanitizer Claims}

{Table 5: Non-Food Contact Sanitizer Claims}

[Sanitizing][Non-Food Contact Surface Sanitizer]	Dilution	Contact Time
--	----------	--------------

{Note to Agency: Text appearing in [brackets] or (parenthesis) is done to show interchangeable or optional text. Any language which appears between { braces } and is italicized is for administrative purposes only and will NOT appear on final printed label. Variables such as CAPITALIZATION, plurals or singular, bold and italics are optional unless specified in 40 CFR. Listed uses and use sites can be used partially or in their entirety. Underlined text is new. Strike-through text means it has been removed.}

<i>Enterobacter aerogenes</i> (ATCC 13048)	1:16	30 Seconds
<i>Enterococcus faecalis</i> (ATCC 29212)	1:128	3 minutes
<i>Enterococcus faecalis</i> , Vancomycin Resistant (VRE) (ATCC 51575)	1:16	30 Seconds
<i>Escherichia coli</i> (ATCC 11229)	1:128	3 minutes
<i>Escherichia coli</i> , Extended Spectrum Beta-lactamase resistance (ESBL) (ATCC BAA-196)	1:16	30 Seconds
<i>Klebsiella pneumoniae</i> (ATCC 4352)	1:128	3 minutes
<i>Listeria monocytogenes</i> (ATCC 19111)	1:16	30 Seconds
	1:128	3 minutes
<i>Pseudomonas aeruginosa</i> (ATCC 15442)	1:16	30 Seconds
	1:128	3 minutes
<i>Salmonella enterica</i> (ATCC 10708) (formerly known as <i>Salmonella choleraesuis</i>)	1:16	30 Seconds
	1:128	3 minutes
<i>Staphylococcus aureus</i> (ATCC 6538)	1:16	30 Seconds
	1:128	3 minutes

Malodor(s) (Activity) (Odor) (Counteractancy)

Reduces [eliminates] [destroys] odors and odor-causing bacteria on hard, nonporous surfaces in restroom areas, behind and under sinks and counters, and storage areas (and other places where bacterial growth can cause malodors), (when used as directed at a 1:16 dilution (8 oz. of product per gallon of water), in the presence of 200 ppm hard water in [and a] 30 second[s] [contact time] (or) (when used as directed at a 1:128 dilution (1 oz. per gallon of water), in the presence of 200 ppm hard water in [and a] 3 minute[s] [contact time]).

(H1N1 Information:)

{Note to reviewer: We will choose one or more of these statements depending on available space on the product label.}

- *Respiratory illnesses attributable to Pandemic 2009 H1N1 are caused by Influenza A virus. (This product or product name) is a broad-spectrum hard surface disinfectant that has been shown to be effective against Influenza Type A2 (Hong Kong), (VR-544), and is expected to inactivate all Influenza A viruses including Pandemic 2009 H1N1 (formerly called swine flu).
- *This product has demonstrated effectiveness against Influenza A virus and is expected to inactivate all Influenza A viruses including Pandemic 2009 H1N1 Influenza A virus.
- *This product has demonstrated effectiveness against Influenza Type A2 (Hong Kong), (VR-544), and is expected to inactivate all Influenza A viruses including Pandemic 2009 H1N1 (formerly called swine flu).
- *Kills Pandemic 2009 H1N1 Influenza A virus (formerly called swine flu).
- *Kills Pandemic 2009 H1N1 Influenza A virus.

(Modes of Application:)

This product can be applied by mop, sponge, cloth, paper towel, coarse trigger sprayer, or auto-scrubber. Change cloth, sponges or towels frequently to avoid redeposition of soil.

{Note: the following section on summary of claims is optional and might be inserted in a band at the bottom of the label}

(FUNGICIDAL: 5 MIN. @ 1:16)

(*VIRUCIDAL: 5 MIN. @ 1:64)

(BACTERICIDAL: 5 MIN. @ 1:16)

OR

(BACTERICIDAL: 10MIN. @ 1:64)

(NON-FOOD CONTACT SANITIZER @ 1:128: 3 MIN.)

OR

(NON-FOOD CONTACT SANITIZER @ 1:16: 30 SEC.)

DIRECTIONS FOR USE:

It is a violation of Federal Law to use this product in a manner inconsistent with its labeling.

{Note to reviewer: The following paragraph will not be used on products with non healthcare use site.}

{Note to Agency: Text appearing in [brackets] or (parenthesis) is done to show interchangeable or optional text. Any language which appears between { braces } and is italicized is for administrative purposes only and will NOT appear on final printed label. Variables such as CAPITALIZATION, plurals or singular, bold and italics are optional unless specified in 40 CFR. Listed uses and use sites can be used partially or in their entirety. Underlined text is new. Strike-through text means it has been removed.}

(This product is not to be used as a terminal sterilant/high level disinfectant on any surface or instrument that (1) is introduced directly into the human body, either into or in contact with the blood stream or normally sterile areas of the body, or (2) contacts intact mucous membranes but which does not ordinarily penetrate the blood barrier or otherwise enter normally sterile areas of the body. This product may be used to pre-clean or decontaminate critical or semi-critical medical devices prior to sterilization or high level disinfection.)

To prepare Use Solution: (Use Dilution Made Easy:) (Dilution Chart:)

Ratio	Per Gallon of Water	(Per Liter of Water)	(Per 32oz of Water)
1:16	8 oz.	64 mL	2oz
1:32	4 oz.	32 mL	1oz
1:64	2 oz.	16 mL	[0.5oz] [1/2oz]
1:128	1 oz.	8 mL	[0.25oz] [1/4oz]
1:256	0.5 oz.	4 mL	[0.125oz] [1/8oz]

{Packaging specific directions}

{Note to EPA: The directions that appear for specific containers will be substituted for the chart above}

(For Dosing Bottles – Option 1)

1:16 dilution

- Loosen cap on Concentrate bottle. Squeeze the bottle and fill up to 2oz mark [with solution].
- Remove cap and dispense [the solution] in dilution [container] [pail] [bucket][bottle].
- Repeat steps 1&2
- Add 1 quart (32 oz.) of water and mix well.

(1:32 dilution)

- Loosen cap on Concentrate bottle. Squeeze the bottle and fill up to 1 oz mark [with solution].
- Remove cap and dispense [the solution] in dilution [container][pail][bucket][bottle].
-
- Add 1 quart (32 oz.) of water and mix well.

(1:64 dilution)

- Loosen cap on Concentrate bottle. Squeeze the bottle and fill up to ½ oz mark [with solution].
- Remove cap and dispense [the solution] in dilution [container] [pail] [bucket][bottle].
- Add 1 quart (32 oz.) of water and mix well.

(1:128 Dilution)

- Loosen cap on Concentrate bottle. Squeeze the bottle and fill up to 1 oz mark [with solution].
- Remove cap and dispense [the solution] in dilution [container] [pail] [bucket][bottle].
- Add 1 gallon of water and mix well

(1:256 Dilution)

- Loosen cap on Concentrate bottle. Squeeze the bottle and fill up to ½ oz mark [with solution].
- Remove cap and dispense [the solution] in dilution [container] [pail] [bucket][bottle].
- Add 1 gallon of water and mix well

{Note to EPA: The directions that appear for specific containers will be substituted for the chart above}

(For Dosing Bottles – Option 2) *{Note to reviewer: Option 3 might be used in place of “Non-Food Sanitizer row in table below.}*

{Note to Agency: Text appearing in [brackets] or (parenthesis) is done to show interchangeable or optional text. Any language which appears between { braces } and is italicized is for administrative purposes only and will NOT appear on final printed label. Variables such as CAPITALIZATION, plurals or singular, bold and italics are optional unless specified in 40 CFR. Listed uses and use sites can be used partially or in their entirety. Underlined text is new. Strike-through text means it has been removed.}

DIRECTIONS TO MIX:

1. Partially fill empty spray bottle or bucket to 75% capacity with cold water.
2. Loosen cap on CONCENTRATE bottle. Slowly squeeze bottle until the liquid reaches the desired fill line. **(2 “shots” into spray bottle for 1:16 ratio). EXCEEDING RECOMMENDED MIXTURE RATIO DOES NOT IMPROVE CLEANING PERFORMANCE.**
3. Remove cap and carefully pour concentrate into partially filled spray bottle or bucket (this step reduces foaming within the container). Add remaining water and replace cap when using spray bottle.
4. Gently shake or mix the concentrate and water within the container prior to use.

Do not use undiluted. For use with SC Johnson Professional refillable spray bottle.

Level of Anti-Microbial Activity	Dilution Rate Needed	Concentrate Mixed into SCJ Professional Quart Trigger Sprayer	Concentrate Mixed into bucket Per Gallon
Hospital Disinfectant	1:16	2 oz.	8 oz.
Non-Food Sanitizer	1:16	2 oz	8 oz.

{Note to EPA: The directions that appear for specific containers will be substituted for the chart above}

(For Dosing Bottles – Option 3)

DIRECTIONS TO MIX:

1. Fill the bucket with 1 Gallon of cold water.
2. Loosen cap on CONCENTRATE bottle. Slowly squeeze bottle until the liquid reaches the desired fill line. **EXCEEDING RECOMMENDED MIXTURE RATIO DOES NOT IMPROVE CLEANING PERFORMANCE.**
3. Remove cap and carefully pour concentrate into bucket (this step reduces foaming within the container).
4. Gently mix the concentrate and water within the container prior to use.

Do not use undiluted. For use with SC Johnson Professional refillable spray bottle.

Level of Anti-Microbial Activity	Dilution Rate Needed	Concentrate Mixed into bucket Per Gallon
Non-Food Sanitizer	1:128	1 oz.

(1:16 Dilution - Single Dilution Dispensers)

To Prepare Use Solution: Add the product at 8 oz. of product per gallon of water (1:16).

{Note to reviewer: The directions that appear for specific container sizes will be substituted for the sentence above only on single dilution containers.}

(GENERAL DISPENSER INSTRUCTIONS) *{Note to reviewer: These instructions may be substituted for any dispensing device to prepare the use solution}*: (Remove cap and) insert cartridge into dispenser. Note: See dispenser instructions for proper cartridge placement. Once cartridge is properly inserted into dispenser, follow dispenser use instructions to dispense a 1: 16 solution into a bucket, bottle, scrubber or other container.

SOLUTIONS CENTER™ DISPENSING SYSTEMS (64 oz. (2 qt.) containers) - (Remove cap and) insert cartridge into dispenser. Note: See dispenser instructions for proper cartridge placement. Once cartridge is in place, (squeeze the handle (or) (press the button) to dispense a 1:16 solution into a bucket, bottle, scrubber or other container.

{Note to Agency: Text appearing in [brackets] or (parenthesis) is done to show interchangeable or optional text. Any language which appears between { braces } and is italicized is for administrative purposes only and will NOT appear on final printed label. Variables such as CAPITALIZATION, plurals or singular, bold and italics are optional unless specified in 40 CFR. Listed uses and use sites can be used partially or in their entirety. Underlined text is new. Strike-through text means it has been removed.}

J-FILL™ DISPENSING SYSTEMS (84.5 oz. (2.5 L) containers) - (Remove cap and) insert cartridge into dispenser. Note: See dispenser instructions for proper cartridge placement. Once cartridge is in place, (squeeze the handle) (or) (press the button) to dispense a 1:16 solution into a bucket, bottle, scrubber or other container.

COMMAND CENTER™ DISPENSING SYSTEMS (1.5 gal. containers) - (Remove cap and) insert cartridge into dispenser. Note: See dispenser instructions for proper cartridge placement. Once cartridge is in place, press the button to dispense a 1:16 solution into a bucket, bottle, scrubber or other container.

(For Multiple Dilution Dispensers)

{Note to reviewer: The directions that appear for specific container sizes will be substituted for the sentence above only on multiple dilution containers.}

(GENERAL DISPENSER INSTRUCTIONS) *{Note to reviewer: These instructions may be substituted for any dispensing device to prepare the use solution}*: (Remove cap and) insert cartridge into dispenser. Note: See dispenser instructions for proper cartridge placement. Once cartridge is properly inserted into dispenser, follow dispenser use instructions to dispense a 1: 16 or 1:64 or 1: 128 or 1:256 solution into a bucket, bottle, scrubber or other container.

J-FILL™ DISPENSING SYSTEMS (84.5 oz. (2.5 L) containers) - (Remove cap and) insert cartridge into dispenser. Note: See dispenser instructions for proper cartridge placement. Once cartridge is in place, (squeeze the handle) (or) (press the button) to dispense a 1:16 or 1:64 solution into a bucket, bottle, scrubber or other container.

RTD™ SYSTEMS (1.5 or 5 L containers) - Using the RTD unit, dispense product into a (trigger sprayer), (auto scrubber,) (or) bucket.

For Disinfection (Cleaning) (Mildewcidal) (Mildewstatic) (*Canine Parvovirus) (non-food contact sanitizer) set the control knob to the setting, which provides 8 oz. of product per gallon of water dilution (1:16).

For *Virucidal set the control knob to the setting, which provides 2 oz. of product per Gallon of water dilution (1:64).

For Use as a Cleaner/Degreaser, Deodorizer and Non-Food Contact Sanitizer set the control knob to the setting, which provides 1 oz. of product per gallon of water dilution (1:128).

For Use as a Cleaner/Degreaser set the control knob to the setting which provides ½ oz. of product per gallon of water dilution (1:256).

{For READY TO DISPENSE (RTD™) Systems}

{Optional}
 Ready to Dispense (RTD™) is a(n) [unique] [innovative] method to [simply], [accurately], [safely] (and) [reliably] [dilute] (and) [dispense] a concentrate into a [bottle] [container] (or) [bucket] [basin] [foot bath] without the need for (expensive) dilution equipment.

{Optional}

1) Connect	<i>Connect RTD™ to quick connect hose adapter.</i>	<i>RTD™ can be used anywhere, without the need for permanent and costly equipment in the (facility), (spa), (salon), (lab), (shelter), (practice).</i>
2) Select	<i>Select dilution.^s</i>	<i>RTD™ avoids the need for measurement, providing consistent and accurate dilution every time with no waste.</i>
3) Fill	<i>Depress trigger to dispense.</i>	<i>RTD™ eliminates interaction</i>

{Note to Agency: Text appearing in [brackets] or (parenthesis) is done to show interchangeable or optional text. Any language which appears between { braces } and is italicized is for administrative purposes only and will NOT appear on final printed label. Variables such as CAPITALIZATION, plurals or singular, bold and italics are optional unless specified in 40 CFR. Listed uses and use sites can be used partially or in their entirety. Underlined text is new. Strike-through text means it has been removed.}

	Once the solution has been dispensed into a (bottle) (container) (or) (bucket) (basin) (foot bath) turn the control knob to the OFF position.	with the concentrated solution, which helps to simplify OSHA compliance and improves safety in the (facility), (spa), (salon), (lab), (shelter), (practice).
--	---	--

(⁸Refer to the product insert for additional information on dilutions and use instructions.)

Smart DOSE™ SYSTEMS (1.5 or 5 L containers) - Using the Smart DOSE unit, dispense product into a (trigger sprayer) (or) bucket.

To dispense product into a spray bottle, select spray bottle icon on Smart DOSE™ bottle, pull up on selector knob and completely push down on selector knob.

To dispense product into a bucket, select bucket icon on Smart DOSE™ bottle, pull up on selector knob and completely push down on selector knob.

{For Smart Dose™ Systems}

{Optional}

Smart Dose™ is a(n) [simple] [easy to use], (and) [portable] [unit], [format] [product] that goes anywhere you go. Simply select your desired dosing icon, pull up and pump [once] [twice] [one time] [two times] [three times] [four times] [eight times], (depending on your desired dilution), then push the knob down to dispense the accurate amount of concentrate.

{Optional}

Smart Dose™ is a(n) [simple] [easy to use], (and) [portable] [unit] [format] [product] that goes anywhere you go. Simply select your desired dosing icon, pull up, then push the knob down to dispense the accurate amount of concentrate.

{Optional}

1) Select	Turn the control knob to select the desired icon – bottle (0.5oz per pump) or bucket (2.5oz per pump).*	Smart Dose™ was designed to be easy to use without the need for (permanent) and (costly) (equipment), (eliminates (inaccurate) manual dilution) (or) (the need for a water) (hook up) (or) (source).
2) Pull	Pull up on the control knob one time to prime the pump	(The Smart Dose™) (ergonomic design enhances your comfort and ease of use). (Easy to read icons reduces the need for staff training and misuse.) (The built in) (dispenser delivers better cost control than any other dosing system). (The precise dose of concentrate allows for accurate dilutions, reducing overuse and reduces the risk of outbreaks.)
3) Push	Push the control knob down fully to pump a precise dose of concentrate needed for the correct dilution when mixed with water	Smart Dose™ helps you minimize unwanted contact with the concentrate solution with an (anti-drip spout) and (Spill-Tite™) (sonically-welded head). (This helps to simplify OSHA compliance and improves safety in the facility.)

*(*Refer to the product insert for additional information on dilutions and use instructions.)*

{Note to Agency: Text appearing in [brackets] or (parenthesis) is done to show interchangeable or optional text. Any language which appears between { braces } and is italicized is for administrative purposes only and will NOT appear on final printed label. Variables such as CAPITALIZATION, plurals or singular, bold and italics are optional unless specified in 40 CFR. Listed uses and use sites can be used partially or in their entirety. Underlined text is new. Strike-through text means it has been removed.}

Smart DOSE™ SYSTEMS (1.5 or 5L containers) - Using the Smart DOSE unit, dispense product into a (trigger sprayer) (32oz bottle) (1 quart bottle)

1. Select the Bottle Icon on the Control Tab.
2. Pull up on the control knob one time to prime the pump.
3. Push the control knob down fully to pump the desired dose of concentrate into a secondary container.

{Each of these dilutions is to be optional on the label}

(Dilution)	(Pumps required per) [32oz] (or) [1 US quart] [bottle] [container] (of water)
(1:16)	(4 pumps)
(1:32)	(2 pumps)
(1:64)	(1 pump)

Smart DOSE™ SYSTEMS (1.5 or 5L containers) - Using the Smart DOSE unit, dispense product into a (bucket) (2.5 gallon)

1. Select the Bucket Icon on the Control Tab.
2. Pull up on the control knob one time to prime the pump.
3. Push the control knob down fully to pump the desired dose of concentrate into a secondary container.

{Each of these dilutions is to be optional on the label}

(Dilution)	Pumps required per (2.5 gallon) (bucket) (basin) (foot bath) (container) (of water)
(1:16)	(8 pumps)
(1:32)	(4 pumps)
(1:64)	(2 pumps)
(1:128)	(1 pump)

{General Antimicrobial Uses}

{Animal Market Use Directions}

To Kill *Minute virus of mice: Dilute at 8.0 oz. of product per gallon of water (Dilute 1:16).

1. Pre-clean heavily soiled areas.
2. Apply Use Solution until thoroughly wet.
3. Let stand for five (5) minutes.
4. .Wipe surfaces (and let air dry).

To Kill *Canine Parvovirus: Dilute at 4.0 oz. of product per gallon of water (1:32).

1. Pre-clean heavily soiled areas.
2. Apply Use Solution until thoroughly wet.
3. Let stand for ten (10) minutes.
4. Wipe surfaces (and let air dry).

{Note to Agency: Text appearing in [brackets] or (parenthesis) is done to show interchangeable or optional text. Any language which appears between { braces } and is italicized is for administrative purposes only and will NOT appear on final printed label. Variables such as CAPITALIZATION, plurals or singular, bold and italics are optional unless specified in 40 CFR. Listed uses and use sites can be used partially or in their entirety. Underlined text is new. Strike-through text means it has been removed.}

To Kill *Foot and Mouth Disease Virus (FMDv): Dilute at 2.0 oz of product per gallon of water (Dilute at 1:64).

1. Pre-clean heavily soiled areas.
2. Apply Use Solution until thoroughly wet.
3. Let stand for ten (10) minutes.
4. Wipe surfaces (and let air dry).

[*]For Use as a One-Step Bactericide Cleaner/Disinfectant:** Dilute at 2.0 oz of product per gallon of water (Dilute at 1:64)

1. Pre-clean heavily soiled areas.
2. Spray Use Solution until thoroughly wet.
3. Let stand for ten (10) minutes.
4. Wipe surfaces (and let air dry)

For Use as a Bactericide, Fungicide and *Virucide with (a)(an) [Mechanical Sprayer] [Pressure Sprayer] [Electrostatic Sprayer]:

1. Dilute product at 2.0 - 8.0 oz. of product per gallon of water (1:16 – 1:64) and fill tank.
2. Pre-clean heavily soiled areas.
3. Spray hard, non-porous environmental surfaces, making sure to wet surfaces thoroughly.
4. All surfaces must remain wet for 5 minutes when using a 1:16 (8.0 oz per gallon of water) dilution for bactericidal, fungicidal and *virucidal efficacy. If using a 1:64 (2.0 oz per gallon of water) dilution, allow 5 minutes[¶] for *viruses and 10 minutes for bacteria.
5. Let air dry.

Animal Housing Facilities [in] [Veterinary] [Clinics] [Hospitals], [Farm Premise] [including], [Equine production] [Farm], [Bovine production] [Farm]: Dilute at 2.0 - 8.0 oz. of product per gallon of water (1:16 – 1:64)

For cleaning and disinfecting the following hard non-porous surfaces: feeding and watering equipment, utensils, instruments, [cages], [crates], [kennels], [stables], [catteries], etc.

1. Remove all animals and feeds from premises, animal transportation vehicles, crates, etc.
2. Remove all [litter], [droppings] and [manure] [feces] from floors, walls and surfaces of facilities (including [barns], [pens], [stalls] (and) [chutes]) occupied or traversed by animals.
3. Empty (or cover) all [troughs], [racks] (and other) feeding and watering appliances
4. Thoroughly clean all surfaces with soap or detergent and rinse with potable water.
5. Saturate all surfaces [floor, walls cages and other washable hard, non-porous environmental surfaces] by spraying with use solution until (thoroughly) wet. To disinfect, all surfaces must remain wet for 5 minutes when using a 1:16 (8.0 oz per gallon of water) dilution for bactericidal, fungicidal and *virucidal efficacy. If using a 1:64 (2.0 oz per gallon of water) dilution, allow 5 minutes[¶] for *viruses and 10 minutes for bacteria.
6. Immerse all halters, ropes and other types of equipment used in handling and restraining animals, as well as forks shovels and scrapers used for removing [litter] (and) [manure] [feces].
7. Ventilate buildings and other closed spaces. Do not house animals or employ equipment until treatment has been absorbed, set or dried.
8. For disinfection of feed racks, troughs, automatic feeders, fountains and water appliances [waterers] spray with use solution (until completely wet) and let stand for [five] [5] minutes. Then thoroughly scrub all treated surfaces with soap or detergent and rinse with potable water before reuse.

Poultry Houses and Poultry Hatcheries: Dilute at 2.0 - 8.0 oz. of product per gallon of water (1:16 – 1:64)

For cleaning and disinfecting the following hard non-porous surfaces: feeding and watering equipment, utensils, instruments, [cages], [crates], [kennels], [stables], [catteries], etc.

1. Remove all poultry and feeds from premises, trucks, coops and crates.
2. Remove all [litter] and [droppings] [feces] from floors, walls and surfaces of facilities occupied or traversed by poultry.
3. Empty all troughs, racks and other feeding and watering appliances.
4. Thoroughly clean all surfaces with soap or detergent and rinse with water.

{Note to Agency: Text appearing in [brackets] or (parenthesis) is done to show interchangeable or optional text. Any language which appears between { braces } and is italicized is for administrative purposes only and will NOT appear on final printed label. Variables such as CAPITALIZATION, plurals or singular, bold and italics are optional unless specified in 40 CFR. Listed uses and use sites can be used partially or in their entirety. Underlined text is new. Strike-through text means it has been removed.}

- Saturate all surfaces [floors, walls, cages and other washable hard, non-porous environmental surfaces] by spraying with use solution until (thoroughly) wet. To disinfect, all surfaces must remain wet for 5 minutes when using a 1:16 (8.0 oz per gallon of water) dilution for bactericidal, fungicidal and *virucidal efficacy. If using a 1:64 (2.0 oz per gallon of water) dilution, allow 5 minutes[¶] for *viruses and 10 minutes for bacteria.
- Ventilate buildings, coops and other closed spaces. Do not house poultry or employ equipment until treatment has been absorbed, set, or dried.
- Thoroughly scrub treated feed racks, troughs, automatic feeders, fountains and waterers with soap or detergent and rinse with potable water before re-use.

For Treatment of Kennels and Cages: Dilute at 2.0 - 8.0 oz. of product per gallon of water (1:16 – 1:64)

- Remove all animals and feeds from areas being treated.
- Remove all litter and [manure] [feces] [fecal matter] from floors, walls and surfaces of kennels, cages, and other facilities occupied or traversed by animals.
- Empty or cover all racks, [bowls] and other feeding and watering appliances.
- Thoroughly clean all surfaces with soap or detergent and rinse with water.
- Apply fresh Use Solution to [floors], [walls], cages and other [washable] hard, non-porous environmental surfaces. For smaller surfaces, use a trigger spray bottle to spray all surfaces with solution until wet. To disinfect, all surfaces must remain wet for 5 minutes when using a 1:16 (8.0 oz per gallon of water) dilution for bactericidal, fungicidal and *virucidal efficacy. If using a 1:64 (2.0 oz per gallon of water) dilution, allow 5 minutes[¶] for *viruses and 10 minutes for bacteria.
- Immerse all leashes, [collars] and other types of equipment used in handling and restraining animals, as well as [forks], [shovels], and scrapers used for removing [litter] and [manure] [feces] [fecal matter].
- Ventilate buildings and other closed spaces. Do not house animals or re-employ equipment until product has dried.
- For disinfection of feed racks, bowls, [automatic feeders], and watering appliances scrub with use-solution and let stand 5 minutes when using a 1:16 (8.0 oz per gallon of water) dilution for bactericidal, fungicidal and *virucidal efficacy. If using a 1:64 (2.0 oz per gallon of water) dilution, allow 5 minutes for *viruses and 10 minutes for bacteria. Then thoroughly scrub all treated surfaces with soap or detergent and rinse with potable water before reuse.

For use as a Boot / Shoe Wash: Dilute at 8.0 oz. of product per gallon of water (1:16)

To prevent cross contamination into animal areas, shoe baths containing one inch of freshly made disinfecting solution must be placed at all entrances to building. Scrape waterproof shoes or boots and thoroughly scrub with this product [or product name] and rinse with water. Place in [insert product name]. Allow product to remain in contact with shoes or boots for 5 minutes and allow to air dry. All treated surfaces that will contact feed or drinking water must be thoroughly scrubbed with soap or detergent and then rinsed with potable water before reuse.

For Cleaning and Disinfection of Vehicles: Dilute at 2.0 - 8.0 oz. of product per gallon of water (1:16 – 1:64)

To disinfect the non-porous, hard surfaces of vehicles: Remove all [litter] and [manure] [fecal matter] for surfaces and thoroughly clean surfaces with this product [or product name] and rinse with water. Apply use solution of this product {or product name} using a high pressure or coarse spray system. Allow product to remain in contact with surfaces for 5 minutes when using a 1:16 (8.0 oz per gallon of water) dilution for bactericidal, fungicidal and *virucidal efficacy. If using a 1:64 (2.0 oz per gallon of water) dilution, allow 5 minutes[¶] for *viruses and 10 minutes for bacteria. Allow to air dry. All treated surfaces that will contact feed or drinking water must be thoroughly scrubbed with soap or detergent and then rinsed with potable water before reuse.

Recommended Applications & Dilutions for Animal Housing Facilities

Area	Recommended Dilution	Contact Time ^Ω	Description
Non-Animal Related Hallways and Offices	1:128 (1oz/gal)	3 Min.*	Non-Food Contact Sanitization
Daily care of all Animal Housing Areas & Enclosures	1:64 (2oz/gal)	5 Min.*	Virucide for all listed viruses except Parvovirus, FMDv and

{Note to Agency: Text appearing in [brackets] or (parenthesis) is done to show interchangeable or optional text. Any language which appears between { braces } and is italicized is for administrative purposes only and will NOT appear on final printed label. Variables such as CAPITALIZATION, plurals or singular, bold and italics are optional unless specified in 40 CFR. Listed uses and use sites can be used partially or in their entirety. Underlined text is new. Strike-through text means it has been removed.}

High Risk / Quarantine areas and once / week deep cleaning of all Animal Areas and Enclosures [^]	1:32 (4oz/gal)	10 Min. *	Minute virus of mice Virucide for all listed viruses except Minute virus of mice
Confirmed Disease / Outbreak Conditions	1:16 (8oz/gal)	5 Min. *	Virucide, Bactericide and Fungicide for all listed Viruses, Bacteria and Fungi except <i>Campylobacter jejuni</i> , <i>Mycoplasma orale</i> <i>Salmonella pullorum</i> and FMDv

^ΩContact time is a critical component of any disinfectant's protocol – attention should be given to ensure that the surface remains visibly wet for the entire time.

[^]Also perform deep clean prior to a new animal going into any kennel or enclosure

* Follow Direction for Use [from label]

Emergency Preparedness Program (Animal [Care] Facilities):

[Disinfection helps to control and reduce cross-contamination on treated surfaces of the following organisms: Newcastle Disease, Foot and Mouth Disease Virus, Porcine Reproductive and Respiratory Syndrome, Transmissible Gastroenteritis, Equine Influenza, Equine Herpes Virus (EHV-1), Avian Influenza, *Salmonella pullorum*, Avian Infectious Bronchitis Virus and Infectious Laryngotracheitis Virus.] [Use a 1:16 – 1:64 dilution to clean and disinfect agricultural facilities and equipment, military facilities and equipment; airport facilities and equipment, port facilities and equipment, rail facilities and equipment, and other shipping facilities and equipment where animals or soils suspected of harboring OIE List A organisms may be present.]

1. Pre-clean heavily soiled surfaces with this product {or product name} and rinse with water.
2. Apply use solution of the product {or product name}.
3. Allow product to remain in contact with surfaces for 5 minutes (10 minutes for Foot and Mouth Disease and *Salmonella pullorum*).
4. All treated surfaces that will contact feed or drinking water must be thoroughly scrubbed with soap or detergent and then rinsed with potable water before reuse.

For Use in Facilities used for Temporary Confinement of Animals:

[Use a 1:16 – 1:64 dilution to clean and disinfect inanimate surfaces associated with facilities used for the temporary confinement of animals. Sites may include, but are not limited to, barns, sheds, stables, pens, cages, and associated access alleys or walkways. The product {or product name} may also be used to clean and disinfect equipment related to the maintenance of animals found at fairs, exhibitions, animal auction yards, animal show/boarding facilities, or other similar agricultural facilities designed for temporary housing of animals.]

1. Pre-clean heavily soiled surfaces with this product {or product name} and rinse with water.
2. Apply use solution of the product {or product name}.
3. Allow product {or product name} to remain in contact with surfaces for 5 minutes when using a 1:16 (8.0 oz per gallon of water) dilution for bactericidal, fungicidal and *virucidal efficacy. If using a 1:64 (2.0 oz per gallon of water) dilution, allow 5 minutes[¶] for *viruses and 10 minutes for bacteria.

(Workplace Label for Farm & Barn Use) {Optional language}

Contains	DILUTION:	IDEAL FOR:
<input type="checkbox"/>	1:16 Dilution (8oz per gallon) (2oz per quart) (20oz per 2.5 gallons)	For use in quarantine or isolation areas, and high-risk environments. Claims: Bactericidal, *Virucidal, and Fungicidal in 5 minutes.
<input type="checkbox"/>	1:64 Dilution (2oz per gallon) (0.5oz per	For use in quarantine or isolation areas, and medium to high-risk environments.

{Note to Agency: Text appearing in [brackets] or (parenthesis) is done to show interchangeable or optional text. Any language which appears between { braces } and is italicized is for administrative purposes only and will NOT appear on final printed label. Variables such as CAPITALIZATION, plurals or singular, bold and italics are optional unless specified in 40 CFR. Listed uses and use sites can be used partially or in their entirety. Underlined text is new. Strike-through text means it has been removed.}

	quart) (5oz per 2.5 gallons)	Claims: Bactericidal in 10 minutes, *Virucidal in 5 minutes[¶]
<input type="checkbox"/>	1:128 Dilution (1oz per gallon) (0.25oz per quart) (2.5oz per 2.5 gallons)	For use as a cleaner/degreaser/sanitizer on medium to high soiled surfaces Claims: non-food contact sanitizing in 3 minutes.
<input type="checkbox"/>	1:256 Dilution (0.5oz per gallon) (N/A)	For use as a cleaner/degreaser on low soiled surfaces

(Workplace Label for Veterinary Use) {Optional language}

Contains	DILUTION:	IDEAL FOR:
<input type="checkbox"/>	1:16 Dilution (8oz per gallon) (2oz per quart) (20oz per 2.5 gallons)	For use in quarantine or isolation areas, and high-risk environments. Claims: Bactericidal, *Virucidal and Fungicidal in 5 minutes, including Canine Parvovirus and Minute Virus of Mice.
<input type="checkbox"/>	1:32 Dilution (4oz per gallon) (1oz per quart) (10oz per 2.5 gallons)	For use in quarantine or isolation areas, and medium to high-risk environments. Claims: *Virucidal in 5 minutes, Canine Parvovirus in 10 minutes.
<input type="checkbox"/>	1:64 Dilution (2oz per gallon) (0.5oz per quart) (5oz per 2.5 gallons)	For use in quarantine or isolation areas, and medium to high-risk environments. Claims: Bactericidal in 10 minutes, *Virucidal in 5 minutes[¶]
<input type="checkbox"/>	1:128 Dilution (1oz per gallon) (0.25oz per quart) (2.5oz per 2.5 gallons)	For daily use in areas where disinfection is not required, such as staff areas and low-risk environments. Claims: non-food contact sanitizing in 3 minutes.
<input type="checkbox"/>	1:256 Dilution (0.5oz per gallon) (N/A)	For daily use as a cleaner/degreaser in environments where a pre-cleaning step is preferred or only cleaning is required.

[¶]Use a 10 minute contact time for Foot and Mouth Disease virus (FMDv) {Note to reviewer: This qualifier will only be used on product labels with a FMDv claim}.

{General Antimicrobial Uses}

[*]For Use as a (Daily) (One-Step) Cleaner/Disinfectant:** Dilute at 8.0 oz. of product per gallon of water (1:16).

1. Pre-clean heavily soiled areas.
2. Apply Use Solution by (hand pump) coarse trigger sprayer to hard, non-porous environmental surfaces. Spray 6 - 8 inches from surface; making sure to wet surfaces thoroughly.
3. All surfaces must remain wet for five (5) minutes.
4. Wipe surfaces (and let air dry).

For Use as a One-Step Bactericide and *Virucide Cleaner/Disinfectant: Dilute at 2.0 oz. of product per gallon of water (1:64).

1. Pre-clean heavily soiled areas.
2. Spray 6-8 inches from surface until surface is thoroughly wet.

{Note to Agency: Text appearing in [brackets] or (parenthesis) is done to show interchangeable or optional text. Any language which appears between { braces } and is italicized is for administrative purposes only and will NOT appear on final printed label. Variables such as CAPITALIZATION, plurals or singular, bold and italics are optional unless specified in 40 CFR. Listed uses and use sites can be used partially or in their entirety. Underlined text is new. Strike-through text means it has been removed.}

3. Allow surface(s) to (Allow this product to penetrate and) remain wet for [10 minutes as a bactericide] [(and) 5 minutes[¶] as a *virucide].
4. Wipe surfaces dry (or rinse). (If streaking is observed, wipe with a clean, damp [cloth or] [microfiber cloth or] [paper towel]). Allow to air dry (Let air dry).

For Use To Clean and Disinfect [Shower Rooms], [Locker Rooms] [and] [Other] Large, Open Areas with Floor Drains: Dilute at 8.0 oz. of product per gallon of water (1:16).

1. Pre-clean heavily soiled areas.
2. Apply Use Solution to floors, walls and ceilings making sure not to over spray. To disinfect, all surfaces must remain wet for five (5) minutes.
3. Scrub using a deck brush or other coarse material as necessary.
4. Rinse surfaces thoroughly and let air dry.

{Note: Next paragraph is optional language}

(NOTE: When cleaning floors position wet-floor signs around area to be cleaned. Floors will be slippery when wet or contaminated with foreign materials.)

For Use as a Cleaner/Disinfectant in non-food handling areas of Food Processing Plants: Dilute at 8.0 oz. of product per gallon of water (1:16)

1. Apply Use Solution evenly over surface. Be sure to wet all surfaces thoroughly.
2. Allow product to remain on surface for five (5) minutes.
3. Wipe with clean cloth, sponge or paper towel.
4. For heavily soiled areas, thoroughly clean surface prior to disinfecting.

For use as a disinfectant on pre-cleaned non-critical medical devices (1), instruments and implements: Dilute at 8.0 oz. of product per gallon of water (1:16).

1. Instrument must be thoroughly cleaned to remove excess organic debris, rinsed and dried.
2. Thoroughly clean and rinse lumens of hollow instruments.
3. Using either tray or an ultrasonic unit, immerse instrument in (diluted) use solution [of Accel (concentrate)] for 5 minutes at room temperature.
4. Remove and rinse instruments.
5. Wipe dry prior to use.
6. Discard solution after each use.

(1) Non-critical medical devices are items that come in contact only with intact skin.

Note: Critical and Semi-critical devices must be followed up by appropriate terminal sterilization/high-level disinfection process.

*** This product kills HBV, HCV and HIV-1 on pre-cleaned environmental surfaces/objects previously soiled with blood/body fluids** in health care settings (Hospitals, Nursing Homes) [and] [or] [other] [settings] in which there is an expected likelihood of soiling of inanimate surfaces/objects with blood or body fluids, and in which the surfaces/objects likely to be soiled with blood or body fluids can be associated with the potential for transmission of Hepatitis B Virus (HBV), Hepatitis C Virus (HCV) and Human Immunodeficiency Virus Type 1 (HIV-1) (associated with AIDS).

SPECIAL INSTRUCTIONS FOR CLEANING AND DECONTAMINATION AGAINST HBV, HCV and HIV-1 OF SURFACES/OBJECTS SOILED WITH BLOOD/BODY FLUIDS.

Personal Protection: Disposable latex or vinyl gloves, gowns, face masks, and eye coverings [as appropriate], must be worn during all cleaning of body fluids, blood, and decontamination procedures.

Cleaning Procedures: Blood and body fluids must be thoroughly cleaned from surfaces and objects before application of this product.

Contact Time: Allow surface to remain wet for 1 minute to kill HIV-1, and for 5 minutes to kill HBV, HCV, fungi and all other organisms cited on the label.

{Note to Agency: Text appearing in [brackets] or (parenthesis) is done to show interchangeable or optional text. Any language which appears between { braces } and is italicized is for administrative purposes only and will NOT appear on final printed label. Variables such as CAPITALIZATION, plurals or singular, bold and italics are optional unless specified in 40 CFR. Listed uses and use sites can be used partially or in their entirety. Underlined text is new. Strike-through text means it has been removed.}

Disposal of Infectious Material: Cleaning materials used that may contain blood and other body fluids must be autoclaved and/or disposed of according to Federal, State, and local regulations for infectious waste disposal.

For use as a *Virucide: Dilute at 2 - 8 oz. of product per gallon of water (1:16 - 1:64).

1. Pre-clean heavily soiled areas.
2. Apply Use Solution until thoroughly wet.
3. Let stand for five (5) minutes[†].
4. Wipe surfaces (and let air dry).

To Kill Mold and Mildew: Dilute at 8.0 oz. of product per gallon of water (1:16).

Pre-clean surfaces. Apply Use Solution to hard, non-porous environmental surfaces. Allow surfaces to remain wet for ten (10) minutes. Wipe surfaces (and let air dry).

To Control Mold and Mildew: Dilute at 8.0 oz. of product per gallon of water (1:16).

Apply Use Solution to pre-cleaned hard, non-porous environmental surfaces. Wipe surfaces (and let air dry). Repeat application weekly or when growth reappears.

To Kill Fungi: Dilute at 8.0 oz. of product per gallon of water (1:16).

Pre-clean heavily soiled areas. Apply Use Solution to hard, non-porous environmental surfaces. Allow surface to remain wet for five (5) minutes. Wipe surfaces (and let air dry).

To Sanitize Non-Food Contact Surfaces: Dilute at 8.0 oz. of product per gallon of water (Dilute 1:16).

1. Pre-clean heavily soiled hard non-porous surfaces.
2. Apply Use Solution until thoroughly wet.
3. Let stand for thirty (30) seconds.
4. Wipe surfaces (and let air dry).
5. Not for use on food contact surfaces or on food preparation areas.

To Sanitize Non-Food Contact Surfaces: Dilute at 1.0 oz. of product per gallon of water (Dilute 1:128).

1. Pre-clean heavily soiled hard non-porous surfaces.
2. Apply Use Solution until thoroughly wet.
3. Let stand for three (3) minutes.
4. Wipe surfaces (and let air dry).
5. Not for use on food contact surfaces or on food preparation areas.

{Spa and Salon Antimicrobial Uses}

For Use to Clean and Disinfect Barber and Beauty/Manicure Instruments and Tools: Dilute at 8.0 oz. of product per gallon of water (1:16).

1. Pre-clean heavily soiled items.
2. Completely immerse pre-cleaned combs, brushes, scissors, clipper blades, razors, manicure implements and other non-porous instruments in the Use Solution so that surfaces remain wet for [five] [5] minutes.
3. Rinse surfaces thoroughly and let air dry before reuse.
4. Change solution daily or when visibly dirty.

NOTE: Remove instruments after [five] [5] minutes. Then rinse, dry and keep in a clean, non-contaminated receptacle until use. Prolonged soaking may cause damage to instruments.

For use as a disinfectant, (fungicide), (*virucide) on hard, non-porous (inanimate) (environmental) surfaces of (non-circulating) (and) (circulating) (footbaths) (and) (pedicure foot spa equipment) Dilute at 8.0 oz. of product per gallon of water (1:16):

1. **Drain:** Drain the water (from) (the unit) (foot spa) (basin) (bowl) and remove any visible debris.

{Note to Agency: Text appearing in [brackets] or (parenthesis) is done to show interchangeable or optional text. Any language which appears between { braces } and is italicized is for administrative purposes only and will NOT appear on final printed label. Variables such as CAPITALIZATION, plurals or singular, bold and italics are optional unless specified in 40 CFR. Listed uses and use sites can be used partially or in their entirety. Underlined text is new. Strike-through text means it has been removed.}

2. **Clean:** Thoroughly clean all (hard, non-porous (inanimate) (environmental)) surfaces with use solution of this product {or product name} [(Dilute) 1.0 – 8.0 oz. per gallon of water (1:16 to 1:128)] (soap) (detergent), then rinse with water and drain.
3. **Apply (Fill):** (Saturate with) (Use) (Apply) a use solution of [(Dilute) 8.0 oz. per gallon of water] this product {or product name} on all hard non-porous (inanimate) (environmental) surfaces with a [brush], [cloth], [mop], [sponge], [auto scrubber], [mechanical spray device] ((hand pump) coarse pump or trigger spray device).
4. **Scrub (Circulate):** Brush or swab thoroughly and allow solution to stand for 5 minutes. [For spray applications, spray 6-8 inches from surface]. [For Whirlpool foot spas, air-jet basins, “pipe-less” foot spas, and other circulating spas it is best to fill the basin with the use solution of this product {or product name} [(Dilute) 8.0 oz. per gallon of water] and turn the unit on to circulate the solution for 5 minutes].
5. **[Drain and] Rinse** all [(cleaned) (treated)] surfaces with fresh water.

Note (important):

- Change cloth, sponge or towels frequently to avoid re-deposition of soil.
- [(Change the solution) (A fresh solution must be prepared) (Prepare a fresh solution)] at least daily or [(more often if use solution) (when use solution)] becomes visibly [(dirty) (soiled) (diluted)].

(Workplace Label for Professional Beauty) {Optional language}

Contains	DILUTION:	IDEAL FOR:
<input type="checkbox"/>	1:16 Dilution (8oz per gallon) (2oz per quart) (20oz per 2.5 gallons)	Disinfection of surfaces, including (work stations) (manicure tables) (pedicure chairs) (reception areas) (foot) (baths) (spas) (basins) (whirlpool) (circulating) (tubs) Disinfection of non-critical devices <i>Claims: Bactericidal, *Virucidal, and Fungicidal in 5 minutes.</i>
<input type="checkbox"/>	1:64 Dilution (2oz per gallon) (0.5oz per quart) (5oz per 2.5 gallons)	Disinfection of surfaces, including (work stations) (manicure tables) (pedicure chairs) (reception areas) (foot) (baths) (spas) (basins) (whirlpool) (circulating) (tubs) Disinfection of non-critical devices <i>Claims: Bactericidal in 10 minutes, *Virucidal in 5 minutes.[¶]</i>

[¶] Use a 10 minute contact time for Foot and Mouth Disease virus (FMDv) {Note to reviewer: This qualifier will only be used on product labels with a FMDv claim}.

{General Cleaner/Deodorizer Uses}

For Use as a [General] Cleaner/Degreaser:

Dilute product at 0.5 - 1.0 oz. of product per gallon of water (1:128 – 1:256). Apply to surfaces. Wipe surfaces (and let air dry).

For Use as a Deodorizer:

{Option 1}

Dilute at 1 oz. of product per gallon of water (1:128). Apply to hard, non-porous surfaces. Let stand for three (3) minutes. (Wipe surfaces (and let air dry)).

{Option 2}

{Note to Agency: Text appearing in [brackets] or (parenthesis) is done to show interchangeable or optional text. Any language which appears between { braces } and is italicized is for administrative purposes only and will NOT appear on final printed label. Variables such as CAPITALIZATION, plurals or singular, bold and italics are optional unless specified in 40 CFR. Listed uses and use sites can be used partially or in their entirety. Underlined text is new. Strike-through text means it has been removed.}

Dilute at 8 oz. of product per gallon of water (1:16). Apply to hard, non-porous surfaces. Let stand for 30 seconds. (Wipe surface (and let air dry)).

{Allergen Destruction}

To [clean and] destroy specified allergens: [Set trigger to SPRAY.] Spray, wait 5 minutes, and wipe excess. [Rinse.] Allow to air dry. [If streaking is observed, wipe with a clean, damp [cloth or] paper towel.]

Allergens:

- Cockroach matter -or- particles
- Dust mite matter -or- particles
- Pet dander -or- dog and cat dander

{Industrial and Institutional/Residential Antimicrobial Uses}

For Use as (Daily) Bathroom (Restroom) (One-Step) Cleaner/Disinfectant: Dilute at 8.0 oz. of product per gallon of water (1:16).

1. Pre-clean heavily soiled areas.
2. Apply Use Solution by (hand pump) coarse trigger sprayer to hard, non-porous environmental surfaces. Spray 6 - 8 inches from surface; making sure to wet surfaces thoroughly.
3. All surfaces must remain wet for five (5) minutes.
4. Wipe surfaces (and let air dry).

{Note: Next paragraph is optional language}

(Note - Rinsing is not necessary unless floors are to be coated with finish or restorer. When cleaning floors position wet-floor signs around area to be cleaned. Floors will be slippery when wet or contaminated with foreign materials.)

For Use as a Bowl Cleaner/Disinfectant in Toilet Bowls [and Urinals] from Use-Dilution: Dilute at 8.0 oz. of product per gallon of water (1:16).

1. Pre-clean heavily soiled areas.
2. Empty toilet bowls by forcing water through the trap. Apply Use Solution to exposed surfaces in toilet bowls and urinals.
3. Swab entire surface area especially under the rim.
4. Allow entire surface to remain wet for five (5) minutes.
5. Flush toilet or urinal and rinse swab applicator thoroughly.

{Hospital/Lab Antimicrobial Uses}

For Use to Clean and Disinfect Manikins Used in CPR Training: Dilute at 8.0 oz. of product per gallon of water (1:16) Manikins should be cleaned as soon as possible at the end of each class to avoid drying of contaminants on surfaces. Disassemble the manikin as directed by manufacturer's instructions. Spray all surfaces (of manikins) with the Use Solution of this product {or product name} until thoroughly wet. Let stand for five (5) minutes and rinse with potable water.

To Disinfect Surfaces in Pharmaceutical and Cosmetic Processing Facilities: Dilute at 8.0 oz. of product per gallon of water (1:16)

1. Pre-clean heavily soiled areas.
2. Spray use solution, 6-8 inches from surface [until surface is thoroughly wet].
3. Allow surface(s) [Allow this product to penetrate and] [to] remain wet for 5 minutes.
4. Rinse with sterile water.
5. Wipe with a dry, clean cloth and let air dry.

For use to clean and disinfect life science laboratory surfaces, instruments and glassware: Dilute at 8.0 oz. of product per gallon of water (1:16).

1. Pre-clean heavily soiled areas.

{Note to Agency: Text appearing in [brackets] or (parenthesis) is done to show interchangeable or optional text. Any language which appears between { braces } and is italicized is for administrative purposes only and will NOT appear on final printed label. Variables such as CAPITALIZATION, plurals or singular, bold and italics are optional unless specified in 40 CFR. Listed uses and use sites can be used partially or in their entirety. Underlined text is new. Strike-through text means it has been removed.}

2. Apply Solution by spray cloth disposable wipe or mop to hard, non-porous environmental surfaces or completely immerse pre-cleaned glassware and compatible instruments in solution.
3. Immerse or allow the surface to remain wet for 5 minutes.
4. For glassware/instrument: Rinse surface thoroughly and let air dry before re-use. For surfaces: Wipe surface dry.
5. For glassware/instrument: Change immersion solution after each use.

{Note: the following paragraph is option language}

Not recommended for use on copper, brass or marble. (Notice to User: This product *{or product name}* may not be suitable for all items or surfaces. Prolonged exposure to copper, brass, anodized aluminum and some coatings should be avoided. If you are uncertain as to the material composition of your item, confirm with the manufacturer before proceeding or visit the compatibility section on www.virox.com for a listing of compatible materials.)

STORAGE AND DISPOSAL

Do not contaminate water, food or feed by storage or disposal.

PESTICIDE STORAGE

Do not reuse empty container (unless refilling from a larger container of the same product according to the refilling directions outlined previously). (Keep from freezing).

PESTICIDE DISPOSAL

Pesticide wastes are acutely hazardous. Improper disposal of excess pesticide, spray mixture, or rinsate is a violation of Federal law. If these wastes cannot be disposed of by use according to label instructions, contact your State Pesticide or Environmental Control Agency, or the Hazardous Waste representative at the nearest EPA Regional Office for guidance.

CONTAINER DISPOSAL *{Note to reviewer – One or more of the following paragraphs for Container Disposal will be selected, depending on packaging type:}*

(NONREFILLABLE SEALED CONTAINERS:) *{Note to reviewer: Several of our packaging options (including SmartDose and RTD™ Dispensing Systems) are sealed containers or bottles designed to reduce worker exposure to the concentrate. None of these can be triple rinsed because they are closed sealed containers. The following text will be used on these sealed container types:}*

Nonrefillable container. Do not reuse or refill this container. Wrap empty container and put in trash.

(SMALL NONREFILLABLE CONTAINERS:) *{Note to reviewer: The following text will be used on rigid, nonrefillable containers small enough to shake (5 gallons or smaller):}*

Nonrefillable container. Do not reuse or refill this container. Clean container promptly after emptying. Triple rinse as follows: Empty the remaining contents into application equipment or a mix tank and drain for 10 seconds after the flow begins to drip. Fill the container ¼ full with water and recap. Shake for 10 seconds. Pour rinsate into application equipment or a mix tank or store rinsate for later use or disposal. Drain for 10 seconds after the flow begins to drip. Repeat this procedure two more times. Offer for recycling, if available.

(LARGE NONREFILLABLE CONTAINERS:) *{Note to reviewer: One of the following paragraphs will be used on labels for rigid, nonrefillable containers too large to shake (larger than 5 gallons):}*

Nonrefillable container. Do not reuse or refill this container. Clean container promptly after emptying. Triple rinse as follows: Empty the remaining contents into application equipment or a mix tank. Fill the container ¼ full with water. Replace and tighten closures. Tip container on its side and roll it back and forth, ensuring at least one complete revolution, for at least 30 seconds. Stand the container on its end and tip it back and forth several times. Empty the rinsate into application equipment or a mix tank or store rinsate for later use or disposal. Repeat this procedure two more times. Offer for reconditioning, if appropriate.

{Note to Agency: Text appearing in [brackets] or (parenthesis) is done to show interchangeable or optional text. Any language which appears between { braces } and is italicized is for administrative purposes only and will NOT appear on final printed label. Variables such as CAPITALIZATION, plurals or singular, bold and italics are optional unless specified in 40 CFR. Listed uses and use sites can be used partially or in their entirety. Underlined text is new. Strike-through text means it has been removed.}

{OR}

Nonrefillable container. Do not reuse or refill this container. Clean container promptly after emptying. Pressure rinse as follows: Empty the remaining contents into application equipment or a mix tank and continue to drain for 10 seconds after the flow begins to drip. Hold container upside down over application equipment or a mix tank or

collect rinsate for later use or disposal. Insert pressure-rinsing nozzle in the side of the container, and rinse at about 40 PSI for at least 30 seconds. Drain for 10 seconds after the flow begins to drip. Offer for reconditioning, if appropriate.

(REFILLABLE CONTAINERS:) *{Note to reviewer: One of the following paragraphs will be used on labels for refillable containers:}*

Refillable container. Refill this container with (this brand or brand name) pesticide only. Do not reuse this container for any other purpose.

Cleaning the container before final disposal is the responsibility of the person disposing of the container.

Cleaning before refilling is the responsibility of the refiller.

To clean the container prior to final disposal, empty the remaining contents from this container into application equipment or mix tank. Fill the container about 10 percent full with water. Agitate vigorously or recirculate water with the pump for 2 minutes. Pour or pump rinsate into application equipment or rinsate collection system. Repeat this rinsing procedure two more times.

Then offer for recycling if available or puncture and dispose of in a sanitary landfill, or by incineration, or, if allowed by state and local authorities, by burning. If burned, stay out of smoke.

{OR}

Refillable container. Refill this container with (this brand or brand name) pesticide only. Do not reuse this container for any other purpose.

Pressure rinsing the container before final disposal is the responsibility of the person disposing of the container.

Cleaning before refilling is the responsibility of the refiller.

To clean the container prior to final disposal, empty the remaining contents from this container into application equipment or mix tank. Fill the container about 10 percent full with water. Agitate vigorously or recirculate water with the pump for 2 minutes. Pour or pump rinsate into application equipment or rinsate collection system.

Repeat this rinsing procedure two more times.

Then offer for recycling if available or puncture and dispose of in a sanitary landfill, or by incineration, or, if allowed by state and local authorities, by burning. If burned, stay out of smoke.

ENVIRONMENTAL HAZARDS *{for containers of 5 gallons or 50 lbs. or more}*

Do not discharge effluent containing this product into lakes, streams, ponds, estuaries, oceans or other waters unless in accordance with the requirements of a National Pollutant Discharge Elimination System (NPDES) permit and the permitting agency has been notified in writing prior to discharge. Do not discharge effluent containing this product to sewer systems without previously notifying the local sewage treatment plant authority. For guidance contact your State Water Board or Regional Office of the EPA.

{Note to reviewer: Residential and Household use products will ONLY be sold in non-refillables containers of 1 Gallon or less}

STORAGE AND DISPOSAL

Store in original container in areas inaccessible to small children. Keep securely closed. Non-refillable container. Do not reuse or refill empty container. Wrap [container] and put in trash

PRECAUTIONARY STATEMENTS

HAZARD TO HUMANS AND DOMESTIC ANIMALS

{Note to Agency: Text appearing in [brackets] or (parenthesis) is done to show interchangeable or optional text. Any language which appears between { braces } and is italicized is for administrative purposes only and will NOT appear on final printed label. Variables such as CAPITALIZATION, plurals or singular, bold and italics are optional unless specified in 40 CFR. Listed uses and use sites can be used partially or in their entirety. Underlined text is new. Strike-through text means it has been removed.}

CAUTION: Harmful if swallowed. Causes moderate eye irritation. Avoid contact with eyes or clothing. Wear chemical splash-proof goggles or face shield. Wash thoroughly with soap and water after handling and before eating, drinking, chewing gum, or using tobacco.

FIRST AID

IF IN EYES: Hold eye open and rinse slowly and gently with water for 15-20 minutes. Remove contact lenses, if present, after the first 5 minutes, then continue rinsing eye.

IF ON SKIN OR CLOTHING: Take off contaminated clothing. Rinse skin immediately with plenty of water for 15-20 minutes.

IF SWALLOWED: Have the person sip a glass of water if able to swallow. Do not induce vomiting unless told to do so by a poison control center or doctor. Do not give anything by mouth to an unconscious person.

IN CASE OF EMERGENCY, CALL A POISON CONTROL CENTER OR DOCTOR FOR TREATMENT ADVICE.
Have the product container or label with you when calling a Poison Control Center or doctor or going in for treatment.

Note to Physician: Probable mucosal damage may contraindicate gastric lavage.

{Note to reviewer: SDS is optional for household use products}

READ S.D.S BEFORE USING PRODUCT

(S.D.S is available on line at (S.D.S section) on www.virox.com)

(SDS Ref. No. xxxxxxxxxx)

Si no puede leer en ingles, pregunte a su supervisor sobre las instrucciones de uso apropiadas antes de trabajar con este producto.

Manufactured [by] [for]:© 2013 Virox Technologies, Inc., 2770 Coventry Road, Oakville, Ontario L6H 6R1 (All Rights Reserved.)

AHP™ and Accelerated Hydrogen Peroxide™ technology and logo's (is) (are) (registered) (trademark) (the property) of Virox Technologies Inc. used under license.

{Note to Agency: Text appearing in [brackets] or (parenthesis) is done to show interchangeable or optional text. Any language which appears between { braces } and is italicized is for administrative purposes only and will NOT appear on final printed label. Variables such as CAPITALIZATION, plurals or singular, bold and italics are optional unless specified in 40 CFR. Listed uses and use sites can be used partially or in their entirety. Underlined text is new. Strike-through text means it has been removed.}

*{List of surface materials, hard non-porous surfaces and use site for use in the **Residential Use** products}*

{List 1: Surface material }

Chrome
 Crystal (non-food contact areas)
 Enamel
 Fiberglass fixtures
 Glass
 Glazed ceramic (non-food contact areas)
 Glazed porcelain (non-food contact areas)
 Glazed tile
 Linoleum
 Metals [except copper and brass]
 Mirrors
 Plastic laminate
 Plastic surfaces
 Sealed fiberglass [polyester, vinylester and epoxy resins]
 Stainless steel
 Synthetic marble
 Vinyl

[For use in the kitchen[†] on counters, sinks, exterior surfaces of appliances, and stovetops. A rinse with potable water is required for food contact surfaces. Do not use on glassware, utensils or dishes.]

{List 2:Hard Non-porous surfaces}

Outer surfaces of air vents	Diaper pails	Microwave exterior
Appliances exterior	Door [knobs] [handles] [frames]	Patio furniture [‡]
Bathrooms	Exercise equipment	Oven exterior
Bathroom fixtures	Exercise mats	Packing benches
[Bathroom] [kitchen [†]] faucet	Exterior of toilet surfaces	Phone cradles
Bathroom doorknobs	Exterior of pipes	Piano keys
Bathtubs	Footboards	Picnic table
Bed frames	Finished hardwood	Plastic laundry basket
[Behind and under] counters [‡]	Fixture [(chrome) (stainless steel)]	Recycling bins
[Behind and under] sinks [‡]	Floor (glazed tile)	Refrigerator / Freezer exterior
Blood Pressure monitors	Floor (vinyl)	Remote controls
Burner trays	Furniture [‡]	Sealed granite
Cabinets [‡]	Garbage [trash] can [bin]	Shelves
Cages	Glazed ceramic tile	Shower [door] [curtain] [‡]
Cell[ular] – or digital phones	Glazed porcelain tile	Showers [stalls]
Chairs [‡] (not including high chairs)	[Hand] railings	Sink [basin]
Changing tables	Hard, nonporous surfaces of car	Stainless steel surfaces
Closets [handles]	[boat] [trailer] interior	Stereo consoles
Computers	Infant cribs	Storage bins [‡]
Computer keyboards	[Inside of] drawers	Stool
Computer mouse [‡]	Grill exterior	Strollers
Computer peripherals	Laminated surfaces	Tables
Computer screen	Lamps	Tabletop
cords	Light fixture	Telephone
Countertop	Medicine cabinet	Tiled walls
Cupboard	Metal blinds	Toilet bowl exterior
Desk[s][tops]	Metal surfaces	Toilet handholds

{Note to Agency: Text appearing in [brackets] or (parenthesis) is done to show interchangeable or optional text. Any language which appears between { braces } and is italicized is for administrative purposes only and will NOT appear on final printed label. Variables such as CAPITALIZATION, plurals or singular, bold and italics are optional unless specified in 40 CFR. Listed uses and use sites can be used partially or in their entirety. Underlined text is new. Strike-through text means it has been removed.}

Toilet rims [seats]	[Bathroom] vanity	Walkers
Toys [±]	Vinyl	Washing machine exterior
Training toilets	[Washable] walls	Windows
Tools	Wash basins	Work bench

[±] hard, nonporous surfaces of

A potable water rinse is required for food contact surfaces. Do not use on glassware, utensils or dishes.

{List 3: Residential/Household use sites}

Basement	Garage	Pet areas
Bathroom	Garbage room	Playroom
Bedroom	Kitchen [‡]	Restroom
Dining room	Laundry room	Storage room
Exercise room	Living room	Tool shed
Family room	Nursery [room]	Washroom

[‡]Non-food contact surfaces of

A potable water rinse is required for food contact surfaces. Do not use on glassware, utensils or dishes.

Note – All surfaces that [potentially] come in contact with food must be rinsed with potable water. Do not use on glassware, utensils, or dishes.

{Qualifier Table}

Symbol	Qualifier
Ω	Contact time is a critical component of any disinfectant's protocol – attention should be given to ensure that the surface remains visibly wet for the entire time.
++	This product removes the following [non-living] allergens: [cat dander], [cockroach matter], [cockroach debris], [cockroach particles], [dog dander] [dust mite debris], [pet dander], [pollen particles]
+++	For Use as a One-Step Bactericide Cleaner/Disinfectant: Dilute at 2.0 oz of product per gallon of water (Dilute at 1:64) 1. Pre-clean heavily soiled areas. 2. Spray Use Solution until thoroughly wet. 3. Let stand for ten (10) minutes. 4. Wipe surfaces dry (or) [rinse] [allow to air dry].
‡	Non-food contact surfaces of
**	**Kills [Eliminates][Destroys][Effective against](99.9% of) {insert one or more antibiotic resistant bacteria from Table 1: Bactericidal Claims}
+++	For Use as a (Daily) (One-Step) Cleaner/Disinfectant: (Dilute at 8.0 oz. of product per gallon of water (1:16)). 1. Pre-clean heavily soiled areas. 2. Apply Use Solution by (hand pump) coarse trigger sprayer to hard, non-porous environmental surfaces. Spray 6 - 8 inches from surface; making sure to wet surfaces thoroughly. 4. All surfaces must remain wet for five (5) minutes. 4. Wipe surfaces (and let air dry).
§	Refer to the product insert for additional information on dilutions and use instructions
±	hard, nonporous surfaces of
Π	UNDER LICENSE BY VIROX TECHNOLOGIES INC.
¥	Follow Direction for Use [from label]

{Note to Agency: Text appearing in [brackets] or (parenthesis) is done to show interchangeable or optional text. Any language which appears between { braces } and is italicized is for administrative purposes only and will NOT appear on final printed label. Variables such as CAPITALIZATION, plurals or singular, bold and italics are optional unless specified in 40 CFR. Listed uses and use sites can be used partially or in their entirety. Underlined text is new. Strike-through text means it has been removed.}

†	Also perform deep clean prior to a new animal going into any kennel or enclosure
¶	excluding Canine Parvovirus, FMDv and Minute Virus of Mice.
(1)	Non-critical medical devices are items that come in contact only with intact skin.
Ψ	Use a 1:128 dilution (for these claims)

{Note to Agency: Text appearing in [brackets] or (parenthesis) is done to show interchangeable or optional text. Any language which appears between { braces } and is italicized is for administrative purposes only and will NOT appear on final printed label. Variables such as CAPITALIZATION, plurals or singular, bold and italics are optional unless specified in 40 CFR. Listed uses and use sites can be used partially or in their entirety. Underlined text is new. Strike-through text means it has been removed.}
{Reference Sheet}

ACCEL™ (CONCENTRATE) DISINFECTANT CLEANER

REFERENCE SHEET

{possible logos}



[USA Patent #: 6,803,057; “Under license by Virox Technologies Inc.”]

Active Ingredient:

Hydrogen Peroxide4.25%

Other Ingredients.....95.75%

Total.....100.0%

[See container label for information concerning precautions, directions for use, storage and disposal and environmental hazards.] [Detailed Use Directions and Precautionary Statements are contained on the product label.] [Read all label directions on the container carefully before using this product.]

When used as directed, this product is highly effective against a wide variety (broad-spectrum) of pathogenic microorganisms (including bacteria, antibiotic-resistant bacteria, *viruses, fungi, mold and mildew.) At a 1:16 dilution (8 oz. of product per gallon of water), in the presence of 200 ppm hard water, 5% serum load and 5 minute contact time, unless otherwise noted, this product kills the following on hard non-porous inanimate surfaces:

{Insert Organism Claims from Master Label- appropriate claims will be chosen based on site of use.}

{Insert Marketing Claims from Master Label – appropriate claims will be chose based on site of use.}

{Note: the following section on summery of claims is optional and might be inserted in a band at the bottom of the label}

FUNGICIDAL: 5 MIN. @ 1:16

***VIRUCIDAL: 5 MIN. @ 1:64**

BACTERICIDAL: 5 MIN. @ 1:16

(BROAD-SPECTRUM NON-FOOD CONTACT SANITIZER @ 1:128: 3 MIN.)

OR

(BROAD-SPECTRUM NON-FOOD CONTACT SANITIZER @ 1:16: 30 SEC.)

For Use as a (Daily) (One-Step) Cleaner/Disinfectant: (Dilute at 8.0 oz. of product per gallon of water (1:16)).

1. Pre-clean heavily soiled areas.

{Note to Agency: Text appearing in [brackets] or (parenthesis) is done to show interchangeable or optional text. Any language which appears between { braces } and is italicized is for administrative purposes only and will NOT appear on final printed label. Variables such as CAPITALIZATION, plurals or singular, bold and italics are optional unless specified in 40 CFR. Listed uses and use sites can be used partially or in their entirety. Underlined text is new. Strike-through text means it has been removed.}

2. Apply Use Solution by (hand pump) coarse trigger sprayer to hard, non-porous environmental surfaces. Spray 6 - 8 inches from surface; making sure to wet surfaces thoroughly.
3. All surfaces must remain wet for five (5) minutes.
4. Wipe surfaces (and let air dry).

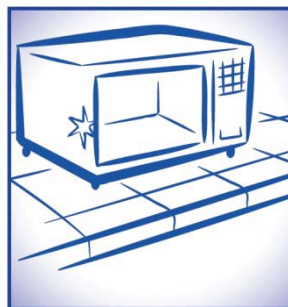
{Or add other appropriate Use Directions from Master Label}

EPA Reg. No. 74559-4



© 2013 Virox Technologies, Inc., 2770 Coventry Road, Oakville, Ontario L6H 6R1 (All Rights Reserved.)

{Note to Agency: Text appearing in [brackets] or (parenthesis) is done to show interchangeable or optional text. Any language which appears between { braces } and is italicized is for administrative purposes only and will NOT appear on final printed label. Variables such as CAPITALIZATION, plurals or singular, bold and italics are optional unless specified in 40 CFR. Listed uses and use sites can be used partially or in their entirety. Underlined text is new. Strike-through text means it has been removed.}

{Graphic options}




{Note to Agency: Text appearing in [brackets] or (parenthesis) is done to show interchangeable or optional text. Any language which appears between { braces } and is italicized is for administrative purposes only and will NOT appear on final printed label. Variables such as CAPITALIZATION, plurals or singular, bold and italics are optional unless specified in 40 CFR. Listed uses and use sites can be used partially or in their entirety. Underlined text is new. Strike-through text means it has been removed.}



{Note to Agency: Text appearing in [brackets] or (parenthesis) is done to show interchangeable or optional text. Any language which appears between { braces } and is italicized is for administrative purposes only and will NOT appear on final printed label. Variables such as CAPITALIZATION, plurals or singular, bold and italics are optional unless specified in 40 CFR. Listed uses and use sites can be used partially or in their entirety. Underlined text is new. Strike-through text means it has been removed.}



{Note to Agency: Text appearing in [brackets] or (parenthesis) is done to show interchangeable or optional text. Any language which appears between { braces } and is italicized is for administrative purposes only and will NOT appear on final printed label. Variables such as CAPITALIZATION, plurals or singular, bold and italics are optional unless specified in 40 CFR. Listed uses and use sites can be used partially or in their entirety. Underlined text is new. Strike-through text means it has been removed.}

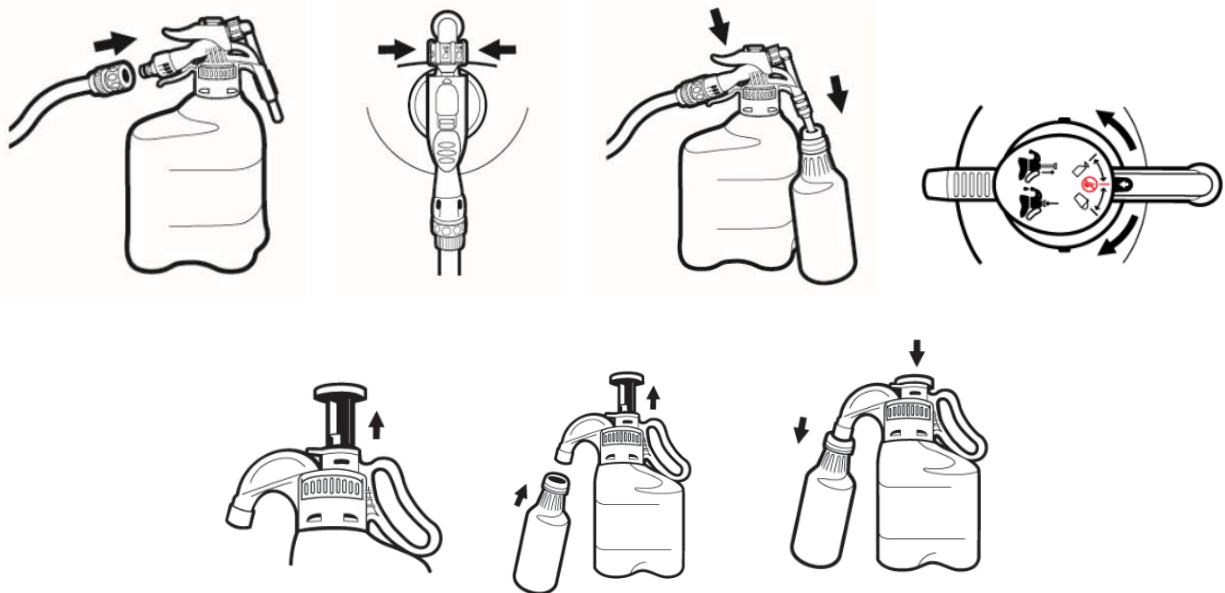


{Note to Agency: Text appearing in [brackets] or (parenthesis) is done to show interchangeable or optional text. Any language which appears between { braces } and is italicized is for administrative purposes only and will NOT appear on final printed label. Variables such as CAPITALIZATION, plurals or singular, bold and italics are optional unless specified in 40 CFR. Listed uses and use sites can be used partially or in their entirety. Underlined text is new. Strike-through text means it has been removed.}

Deliberately[®] Different



{Note to Agency: Text appearing in [brackets] or (parenthesis) is done to show interchangeable or optional text. Any language which appears between { braces } and is italicized is for administrative purposes only and will NOT appear on final printed label. Variables such as CAPITALIZATION, plurals or singular, bold and italics are optional unless specified in 40 CFR. Listed uses and use sites can be used partially or in their entirety. Underlined text is new. Strike-through text means it has been removed.}



{Note to Agency: Text appearing in [brackets] or (parenthesis) is done to show interchangeable or optional text. Any language which appears between { braces } and is italicized is for administrative purposes only and will NOT appear on final printed label. Variables such as CAPITALIZATION, plurals or singular, bold and italics are optional unless specified in 40 CFR. Listed uses and use sites can be used partially or in their entirety. Underlined text is new. Strike-through text means it has been removed.}

{Use solution work place label}

USE DILUTION OF

*{insert product name here}***(xxProduct Brand Namexx)®**

One Step Disinfectant Cleaner [& Deodorizer]

[*Virucidal], [Bactericidal], [Fungicidal], [Sanitizer]

This bottle contains dilution level (Check one)

- ☐ **1:16 Disinfection**
☐ **1:64 *Virucidal [(Note: This dilution is not bactericidal or fungicidal)]**
☐ **1:128 Sanitizing [(Note: This dilution is not *virucidal, bactericidal or fungicidal)]**

KEEP OUT OF REACH OF CHILDREN.

CAUTION

NOT FOR RESALE

See label on original container for complete directions for use and additional information.

DISINFECTION USE DIRECTIONS: Pre-clean heavily soiled surfaces. Apply 1:16 dilution to hard non-porous [environmental] surfaces. Allow to remain wet for 5 minutes. Wipe or let air dry.

[USE DIRECTION TO KILL *VIRUSES: Pre-clean heavily soiled areas. Apply 1:64 dilution to hard non-porous [environmental] surfaces. Allow to remain wet for 5 minutes, Wipe or let air dry.]

[TO SANITIZE NON-FOOD CONTACT SURFACES: Pre-clean heavily soiled areas. Apply 1:128 dilution to hard non-porous [environmental] surfaces. Allow to remain wet for 3 minutes, Wipe or let air dry.]

ALWAYS RINSE BOTTLE AND AIR DRY THOROUGHLY BEFORE REFILLING.

THIS BOTTLE SHOULD NOT BE USED WITH ANY OTHER PRODUCT.

The product in this container is diluted as directed on the antimicrobial product label by the end-user. Follow the directions for use on the antimicrobial label when applying this product.

HAZARD RATING

HMIS/NFPA	USE DILUTION 1:16	
0	Health	4=Very High
0	Flammability	3=High
0	Reactivity	2=Moderate
		1=Slight
		0=Insignificant

Questions? Comments/ (1-800-387-7578)