



UNITED STATES ENVIRONMENTAL PROTECTION AGENCY
WASHINGTON, DC 20460

OFFICE OF CHEMICAL SAFETY
AND POLLUTION PREVENTION

December 21, 2020

Matt Granahan
US Regulatory Leader
Helm Agro US, Inc
401 E. Jackson Street suite 1400
Tampa, FL 33602

Subject: Label Amendment – Add previously approved sweet corn to label
Product Name: FEARLESS 5.6 L HERBICIDE
EPA Registration Number: 74530-89
Application Date: February 8, 2019
Decision Number: 548453

Dear Mr. Granahan:

The amended label referred to above, submitted in connection with registration under the Federal Insecticide, Fungicide and Rodenticide Act, as amended, is acceptable. This approval does not affect any conditions that were previously imposed on this registration. You continue to be subject to existing conditions on your registration and any deadlines connected with them.

A stamped copy of your labeling is enclosed for your records. This labeling supersedes all previously accepted labeling. You must submit one copy of the final printed labeling before you release the product for shipment with the new labeling. In accordance with 40 CFR 152.130(c), you may distribute or sell this product under the previously approved labeling for 18 months from the date of this letter. After 18 months, you may only distribute or sell this product if it bears this new revised labeling or subsequently approved labeling. "To distribute or sell" is defined under FIFRA section 2(gg) and its implementing regulation at 40 CFR 152.3.


Should you wish to add/retain a reference to the company's website on your label, then please be aware that the website becomes labeling under the Federal Insecticide Fungicide and Rodenticide Act and is subject to review by the Agency. If the website is false or misleading, the product would be misbranded and unlawful to sell or distribute under FIFRA section 12(a)(1)(E). 40 CFR 156.10(a)(5) list examples of statements EPA may consider false or misleading. In addition, regardless of whether a website is referenced on your product's label, claims made on the website may not substantially differ from those claims approved through the registration process. Therefore, should the Agency find or if it is brought to our attention that a website contains false or misleading statements or claims substantially differing from the EPA approved registration, the website will be referred to the EPA's Office of Enforcement and Compliance.

Your release for shipment of the product constitutes acceptance of these conditions. If these conditions are not complied with, the registration will be subject to cancellation in accordance

Page 2 of 2
EPA Reg. No. 74530-89
Decision No. 548453

with FIFRA section 6. If you have any questions, please contact Lydia Crawford by phone at 703-347-0622, or via email at Crawford.Lydia@epa.gov.

Sincerely,

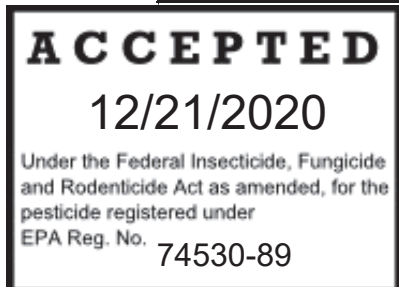


Emily Schmid, Product Manager 25
Herbicide Branch
Registration Division (7505P)
Office of Pesticide Programs

Enclosure

RESTRICTED USE PESTICIDE

Due to ground and surface water concerns. For retail sale to and use only by Certified Applicators, or persons under their direct supervision and only for those uses covered by the Certified Applicator's certification.



FEARLESS Xtra 5.6 L Herbicide

ACETOCHLOR	GROUP	15	HERBICIDE
ATRAZINE	GROUP	5	HERBICIDE

Preemergence herbicide for weed control in Field Corn, Production Seed Corn, Silage Corn, Sweet Corn, and Popcorn.

ACTIVE INGREDIENTS:*

Acetochlor, 2-chloro-N-ethoxymethyl-N-(2-ethyl-6-methylphenyl)acetamide.....	33.4%
Atrazine, 2-chloro-4-(ethylamino)-6-(isopropylamino)s-triazine and related triazines.....	26.9%
OTHER INGREDIENTS:	39.7%
	100.0%

*Contains 372 grams/liter or 3.1 pounds/gallon of acetochlor and 300 grams/liter or 2.5 pounds/gallon of atrazine and related compounds.

EPA Reg. No. 74530-89

EPA Establishment Number: xxxxx

Net Contents: _____

Not for Sale, Sale Into, Distribution and/or Use in Nassau and Suffolk Counties of New York State.

Read the entire label before using this product.

Use only according to label instructions.

Read "LIMIT OF WARRANTY AND LIABILITY" before buying or using. If terms are not acceptable, return at once unopened.

THIS IS AN END-USE PRODUCT.

HELM AGRO DOES NOT INTEND AND HAS NOT REGISTERED IT FOR REFORMULATION.

SEE INDIVIDUAL CONTAINER LABEL FOR REPACKAGING LIMITATIONS.

CONTENTS

PRODUCT INFORMATION

- 1 1.0 **INGREDIENTS**
- 2 2.0 **IMPORTANT PHONE NUMBERS**
- 3 3.0 **PRECAUTIONARY STATEMENTS**
 - 3.1 Hazards to Humans and Domestic Animals
 - 3.2 Environmental Hazards

DIRECTIONS FOR USE

- 4** 4.0 **STORAGE AND DISPOSAL**
- 5** 5.0 **PRODUCT INFORMATION**
 - 5.1 Use Restrictions
 - 5.2 Ground Application
 - 5.3 Crop Rotation
- 6** 6.0 **WEED RESISTANCE MANAGEMENT**
- 7** 7.0 **SOIL TEXTURE**
- 8** 8.0 **MIXING, SPRAYING AND HANDLING INSTRUCTIONS**
 - 8.1 Equipment Cleaning & Repair
 - 8.2 Sprayer Compatibility
 - 8.3 Standard Sprayable Fluid Fertilizer Compatibility Test
- 9** 9.0 **APPLICATION SYSTEMS**
 - 9.1 Ground Broadcast Treatment
 - 9.2 Ground Band Treatment
 - 9.3 Application with Dry Bulk Fertilizer
- 10** 10.0 **CORN - APPLICATION TIMING AND METHODS**
 - 10.1 Early Preplant Surface Application
 - 10.2 Preplant Incorporation Application
 - 10.3 Preemergence Surface Application
 - 10.4 Postemergence Surface Application
 - 10.5 Cultivation Information
- 11** 11.0 **WEEDS CONTROLLED**
 - 11.1 Annual Grasses
 - 11.2 Annual Broadleaves
 - 11.3 Annual Grasses Partially Controlled
 - 11.4 Annual Broadleaves Partially Controlled
- 12** 12.0 **CONSERVATION OR MINIMUM TILLAGE SYSTEMS**
 - 12.1 At-Planting Applications
 - 12.1.1 Additional Preemergence Control
 - 12.2 Control or Suppression of Emerged Weeds
 - 12.2.1 Glyphosate Agricultural Herbicides
 - 12.2.2 Paraquat Herbicides
 - 12.2.3 2,4-D
 - 12.3 Early Preplant Application
 - 12.3.1 FEARLESS Xtra 5.6 L Herbicide
 - 12.3.2 FEARLESS Xtra 5.6 L Herbicide following Simazine
- 13** 13.0 **CONVENTIONAL TILLAGE**
 - 13.1 FEARLESS Xtra 5.6 L Herbicide
 - 13.2 FEARLESS Xtra 5.6 L Herbicide plus Glyphosate Agricultural Herbicides on Corn containing Glyphosate-Resistant Traits
- 14** 14.0 **TANK-MIXTURES**
 - 14.1 FEARLESS Xtra 5.6 L Herbicide Tank-Mixtures for Preemergence Use in Corn
 - 14.2 FEARLESS Xtra 5.6 L Herbicide Tank-Mixtures for Postemergence Use in Corn

15 15.0 LIMITATION OF WARRANTY AND LIABILITY

PRODUCT INFORMATION

1.0 INGREDIENTS

ACTIVE INGREDIENTS:*

Acetochlor, 2-chloro-N-ethoxymethyl-N-{2-ethyl-6-methylphenyl}acetamide.....	33.4%
Atrazine, 2-chloro-4-(ethylamino)-6-(isopropylamino)s-triazine and related triazines.....	26.9%
OTHER INGREDIENTS:	<u>39.7%</u>
	100.0%

*Contains 372 grams/liter or 3.1 pounds/gallon of acetochlor and 300 grams/liter or 2.5 pounds/gallon of atrazine and related compounds.

2.0 IMPORTANT PHONE NUMBERS

IN CASE OF AN EMERGENCY INVOLVING THIS HERBICIDE PRODUCT, OR FOR MEDICAL ASSISTANCE, CALL COLLECT, DAY OR NIGHT, CHEMTREC 1-800-424-9300

3.0 PRECAUTIONARY STATEMENTS

3.1 Hazards to Humans and Domestic Animals

Keep out of reach of children
CAUTION!

HARMFUL IF SWALLOWED OR INHALED. CAUSES MODERATE EYE IRRITATION. MAY CAUSE ALLERGIC SKIN REACTION.

Avoid contact with skin, eyes, or clothing. Avoid breathing vapor or spray mist. Prolonged or frequently repeated skin contact may cause allergic reactions in some individuals.

FIRST AID	
IF SWALLOWED	<ul style="list-style-type: none"> • Call poison control center or doctor immediately for treatment advice. • Have person sip a glass of water if able to swallow. • Do not induce vomiting unless told to do so by the poison control center or doctor. • Do not give anything by mouth to an unconscious person.
IF INHALED	<ul style="list-style-type: none"> • Move person to fresh air. • If person is not breathing, call 911 or an ambulance, then give artificial respiration, preferably by mouth-to-mouth, if possible.
IF IN EYES	<ul style="list-style-type: none"> • Hold eye open and rinse slowly and gently with water for 15-20 minutes. • Remove contact lenses, if present, after the first 5 minutes, then continue rinsing eye.
IF ON SKIN OR CLOTHING	<ul style="list-style-type: none"> • Take off contaminated clothing. • Rinse skin immediately with plenty of water for 15-20 minutes. • Sensitized persons should avoid further contact and reuse of contaminated clothing.
<p>Have the product container or label with you when calling a poison control center or doctor, or going for treatment. For chemical emergency: Spill, leak, fire, exposure, or accident, call CHEMTREC 1-800-424-9300. For 24-Hour Medical Emergency Assistance call National Poison Control Center at 1-800-222-1222.</p>	

Personal Protective Equipment (PPE)

Mixers, loaders, applicators and other handlers must wear:

- long-sleeved shirt and long pants,
- gloves made of barrier laminate, nitrile rubber > 14 mils, butyl rubber > 14 mils, or Viton > 14 mils,
- shoes plus socks,
- chemical-resistant apron when mixing/loading, cleaning up spills, or cleaning equipment, or otherwise exposed to the concentrate.

Engineering Controls: When handlers use enclosed cabs in a manner that meets the requirements listed in the Worker Protection Standard (WPS) for agricultural pesticides [40 CFR 170.607(d-e)], the handler PPE requirements may be reduced or modified as specified in the WPS.

Follow manufacturer's instructions for cleaning/maintaining PPE. If no such instructions for washables exist, use detergent and hot water. Keep and wash PPE separately from other laundry. Discard clothing or other absorbent materials that have been drenched or heavily contaminated with the product's concentrate. Do not reuse them.

IMPORTANT: When reduced PPE is worn because an enclosed system is being used, handlers must be provided all PPE specified above for "applicators and other handlers" and have such PPE immediately available for use in an emergency, including a spill or equipment breakdown.

User Safety Recommendations:

Users should:

- Wash hands thoroughly with soap and water after handling and before eating, drinking, chewing gum, using tobacco or using the toilet.
- Remove clothing/PPE immediately if pesticide gets inside. Then wash thoroughly and put on clean clothing.
- Remove PPE immediately after handling this product. Wash the outside of gloves before removing. As soon as possible, wash thoroughly and change into clean clothing.

3.2 Environmental Hazards

Atrazine can travel (seep or leach) through soil and can enter groundwater which may be used as drinking water. Atrazine has been found in groundwater. Users are advised not to apply atrazine to sand and loamy sand soils where the water table (groundwater) is close to the surface and where these soils are very permeable, i.e., well drained. Your local agricultural agencies can provide further information on the type of soil in your area and the location of groundwater.

Groundwater contamination may be reduced by diking and flooring of permanent liquid bulk storage sites with an impermeable material

This product is toxic to fish and aquatic invertebrates. Do not apply directly to water, or to areas where surface water is present or to intertidal areas below the mean high water mark. Do not apply when weather conditions favor drift from treated areas. Runoff and drift from treated areas may be hazardous to aquatic organisms in neighboring areas. Do not contaminate water when disposing of equipment washwaters.

This chemical demonstrates the properties and characteristics associated with chemicals detected in groundwater. The use of this chemical in areas where soils are permeable, particularly where the groundwater is shallow, may result in groundwater contamination.

Acetochlor has properties that may result in surface water contamination via dissolved runoff and runoff erosion. Practices should be followed to minimize the potential for dissolved runoff and/or runoff erosion.

This chemical demonstrates the properties and characteristics associated with chemicals detected in groundwater. The use of this chemical in areas where soils are permeable, particularly where the groundwater is shallow, may result in groundwater contamination. On the following soil types, do not apply this product within 50 feet of any well where the depth to groundwater is 30 feet or less: sands with less than 3 percent organic matter; loamy sands with less than 2 percent organic matter; or sandy loams with less than 1 percent organic matter. See the figure for additional clarification.

NON-TARGET ORGANISM ADVISORY.

This product is toxic to plants and may adversely impact the forage and habitat of non-target organisms, including pollinators, in areas adjacent to the treated site. Protect the forage and habitat of non-target organisms by following label directions intended to minimize spray drift.

DIRECTIONS FOR USE

RESTRICTED USE PESTICIDE

It is a violation of Federal law to use this product in any manner inconsistent with its labeling. This product can only be used in accordance with the Directions for Use on this label or in separately published HELM Agro Supplemental Labeling.

Do not apply this product in a way that will contact workers or other persons, either directly or through drift. Only protected handlers may be in the area during application. For any requirements specific to your State or Tribe, consult the agency responsible for pesticide regulations.

ANY USE OF THIS PRODUCT IN AN AREA WHERE USE IS PROHIBITED IS A VIOLATION OF FEDERAL LAW. Before using this product, you must consult the Atrazine Watershed Information Center (AWIC) to determine whether the use of this product is prohibited in your watershed. AWIC can be accessed through www.atrazine-watershed.info or 1-866-365-3014. If use of this product is prohibited in your watershed, you may return this product to your point of purchase or contact HELM Agro for a refund.

Not for Sale, Sale Into, Distribution and/or Use in Nassau and Suffolk Counties of New York State.

Use of this product in certain portions of California, Oregon, and Washington is subject to the January 22, 2004 Order for injunctive relief in Washington Toxics Coalition, et al. v. EPA, C01-0132C, (W.D. WA). For further information, please refer to <https://www.epa.gov/endangered-species/endangered-species-case-washington-toxics-coalition-v-epa>.

This product must not be mixed or loaded within 50 feet of perennial or intermittent streams and rivers, natural or impounded lakes and reservoirs. This product must not be applied within 66 feet of the points where field surface water runoff enters perennial or intermittent streams and rivers or within 200 feet around natural or impounded lakes and reservoirs. If this product is applied to highly erodible land, the 66-foot buffer or setback from runoff entry points must be planted to crop, seeded with grass, or other suitable crop.

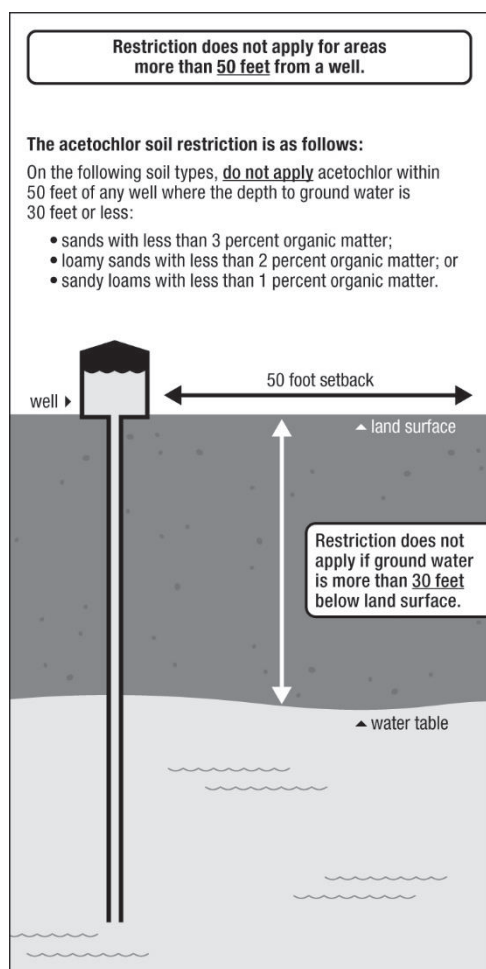
This product must not be mixed or loaded, or used within 50 feet of all wells, including abandoned wells, drainage wells, and sink holes. Operations that involve mixing, loading, rinsing, or washing of this product into or from pesticide handling or application equipment or containers within 50 feet of any well are prohibited unless conducted on an impervious pad constructed to withstand the weight of the heaviest load that may be positioned on or moved across the pad. Such a pad shall be designed and maintained to contain any product spill or equipment leaks, container or equipment rinse or washwater, and rain water that may fall on the pad. Surface water shall not be allowed to either flow over or from the pad, which means the pad must be self-contained. The pad shall be sloped to facilitate material removal. An unroofed pad shall be of sufficient capacity to contain at a minimum 110 percent of the capacity of the largest pesticide container or application equipment on the pad. A pad that is covered by a roof of sufficient size to completely exclude precipitation from contact with the pad shall have a minimum containment capacity of 100 percent of the capacity of the largest pesticide container or application equipment on the pad. Containment

capacities as described above shall be maintained at all times. The above-specified minimum containment capacities do not apply to vehicles when delivering pesticide shipments to the mixing/loading sites.

States may have in effect additional requirements regarding well head setbacks and operational area containment.

To ensure protection of surface water from runoff through standpipes with tile-outlets in terraced fields, one of the following restrictions must be used in applying atrazine to tile-terraced fields containing standpipes:

1. Do not apply within 66 feet of standpipes in tile-outletted terraced fields.
2. Apply this product to the entire tile-outletted terraced field and immediately incorporate it to a depth of 2 to 3 inches in the entire field.
3. Apply this product to the entire tile-outletted terraced field under a no-till practice only when a high crop residue management practice is used. High crop residue management is described as a crop management practice where little or no crop residue is removed from the field during or after crop harvest.



AGRICULTURAL USE REQUIREMENTS

Use this product only in accordance with its labeling and with the Worker Protection Standard, 40 CFR part 170. This Standard contains requirements for the protection of agricultural workers on farms, forests, nurseries, and greenhouses, and handlers of agricultural pesticides. It contains requirements for training, decontamination, notification and emergency assistance. It also contains specific instructions and exceptions pertaining to the statements on this label about personal protective equipment (PPE) and restricted-entry interval. The requirements in this box only apply to uses of this product that are covered by the Worker Protection Standard.

Do not enter or allow worker entry into treated areas during the restricted-entry interval (REI) of 12 hours. Exception: if the product is soil-injected or soil-incorporated, the Worker Protection Standard, under certain circumstances, allows workers to enter the treated area if there will be no contact with anything that has been treated.

PPE required for early entry to treated areas that is permitted under the Worker Protection Standard and that involves contact with anything that has been treated, including plants, soil, or water, are: coveralls, chemical-resistant gloves made of barrier laminate, nitrile rubber > 14 mils, butyl rubber > 14 mils, or Viton > 14 mils material and shoes plus socks

4.0 STORAGE AND DISPOSAL

STORAGE AND DISPOSAL

Do not contaminate water, food, or feed by storage or disposal.

PESTICIDE STORAGE: Store pesticides away from food, pet food, feed, seed, fertilizers and veterinary supplies. Keep container closed to prevent spills and contamination.

PESTICIDE DISPOSAL: Open dumping is prohibited. Wastes resulting from the use of this product are toxic. Improper disposal of unused pesticide, spray mixture, or rinsate is a violation of Federal law. Pesticide, spray mixture, or rinsate that cannot be used according to label instructions must be disposed of according to Federal, state, or local procedures. For guidance in proper disposal methods, contact your State Pesticide or Environmental Control Agency, or the Hazardous Waste representative at the nearest EPA Regional Office.

CONTAINER HANDLING:

Non-refillable Container (five gallons or less): Non-refillable container. Do not reuse or refill this container. Offer for recycling, if available. Clean container promptly after emptying. Triple rinse as follows: Empty the remaining contents into application equipment or a mix tank and drain for 10 seconds after the flow begins to drip. Fill the container 1/4 full with water and recap. Shake for 10 seconds. Pour rinsate into application equipment or a mix tank or store rinsate for later use or disposal. Drain for 10 seconds after the flow begins to drip. Repeat this procedure two more times. Puncture and dispose of in a sanitary landfill, or by incineration, or by open burning, if allowed by state and local authorities. If burned, keep out of smoke.

Non-refillable Container (greater than five gallons): Non-refillable container. Do not reuse or refill this container. Offer for recycling, if available. Clean container promptly after emptying. Triple rinse as follows: Empty the remaining contents into application equipment or a mix tank. Fill the container 1/4 full with water. Replace and tighten closures. Tip container on its side and roll it back and forth, ensuring at least one complete revolution, for 30 seconds. Stand the container on its end and tip it back and forth several times. Turn the container over onto its other end and tip it back and forth several times. Empty the rinsate into application equipment or a mix tank or store rinsate for later use or disposal. Repeat this procedure two more times. Puncture and dispose of in a sanitary landfill, or by incineration, or by open burning, if allowed by state and local authorities. If burned, keep out of smoke.

Refillable Container (greater than 55 gallons): Refillable container. Refill this container with acetochlor only. Do not reuse this container for any other purpose. Cleaning the container before final disposal is the responsibility of the person disposing of the container. Cleaning before refilling is the responsibility of the refiller. To clean the container before final disposal, empty the remaining contents from this container into application equipment or mix tank. Fill the container about 10 percent full with water. Agitate vigorously or recirculate water with the pump for 2 minutes. Pour or pump rinsate into application equipment or rinsate collection system. Repeat this rinsing procedure two more times. For final disposal, offer for recycling or reconditioning if appropriate, or puncture and dispose of in a sanitary landfill, or by other procedures approved by state and local authorities.

5.0 PRODUCT INFORMATION

This product will control yellow nutsedge and many annual grasses and broadleaf weeds listed in the "WEEDS CONTROLLED" section of this label. This product alone will not control emerged seedlings. This product may be applied either as a surface application before or after planting, or after crop emergence. This product may also be shallowly incorporated prior to planting to blend the herbicide treatment into the upper 1 to 2 inches of soil. Except for minimum or conservation tillage systems, the seedbed should be fine, firm and free of clods and trash.

Use of this product not consistent with this label may result in injury to persons, animals or crops, or other unintended consequences.

Read and carefully observe cautionary statements and all other information appearing on the labeling of all products used in mixtures and sequential treatments. Use according to the most restrictive label directions in the mixture.

NOTE: CORN (ALL TYPES INCLUDING SWEET CORN), MILO (SORGHUM), OR SOYBEANS CAN BE PLANTED THE YEAR FOLLOWING THE USE OF THIS PRODUCT. IF SOYBEANS ARE TO BE PLANTED THE FOLLOWING YEAR, THERE IS THE POSSIBILITY OF CROP INJURY DUE TO CARRYOVER OF ATRAZINE.

5.1 Use Restrictions

- Not for Sale, Sale Into, Distribution and/or Use in Nassau and Suffolk Counties of New York State.
- Not for use in the states of Hawaii or Alaska, or in the U.S. territories (Puerto Rico, Guam, American Samoa, the U.S. Virgin Islands, and the North Mariana Islands).
- Do not use more than 3 lbs. acetochlor and 2.5 lbs. atrazine per acre per calendar year.
- Do not flood irrigate to apply or incorporate this product.
- Product must be used in a manner that will prevent back siphoning into wells, spills or improper disposal of excess pesticide, spray mixtures or rinsates.
- Do not apply this product through any type of irrigation system, unless otherwise directed by approved supplemental labeling in possession of the user at the time of application.
- Do not dispose excess pesticide, spray mixtures or rinsate directly to waters according to label use instructions or according to the State Pesticide or Environmental Control Agency or the Hazardous Waste representative at the nearest EPA regional office.
- Do not apply under conditions that favor runoff or wind erosion of soil containing this product to non-target areas. To prevent off-site movement due to runoff or wind erosion:
 - Do not treat powdery dry or light sandy soils when conditions are favorable for wind erosion. Under these conditions, the soil surface should first be settled by rainfall or irrigation.
 - Do not apply to impervious substrates including paved or highly compacted surfaces or frozen or snow covered soils.
 - Do not use tailwater from the first flood or furrow irrigation of treated fields to treat non-target crops unless at least 1/2 inch of rainfall has occurred between application and the first irrigation.

- Do not apply this product using aerial application equipment.
- Do not harvest field corn forage within 60 days of application (PHI = 60 days).
- For sweet corn forage use, allow 45-day preharvest interval. (PHI=45 days).
- Flush sprayer with clean water after use.
- Use on roadsides; Conservation Reserve Program (CRP) land; conifers, including Christmas Tree plantings; timber; forestry; and, Miscanthus and other perennial bioenergy crops is prohibited.

5.2 GROUND APPLICATION

SPRAY EQUIPMENT

Space spray nozzles uniformly using the same size and type nozzle to provide accurate and uniform application. To avoid drift and produce good coverage, use nozzles that will coarse or coarser droplet size (ASABE S572). Only use 50-mesh or coarser screens in all inline strainer and nozzle screens. Using agitation, maintain proper product dispersion in the tank, and use a pump that can maintain pressure of at least 35 to 40 PSI at the nozzles. If using extended range or drift reduction nozzles, reduced pressure may be used provided that adequate coverage is maintained. Ensure proper and consistent agitation during spraying through duration until spraying is complete – even when there are brief periods of time where spraying has stopped. Stop and run a full agitation before resuming spray if the spray tank is allowed to sit for more than 5 minutes to re-suspend the solution.

Pre-Emergence Applications

Make pre-emergence applications of this product in a spray volume of 10 to 80 gals/A.

Early Post-Emergence Applications

For optimum weed control, good weed coverage is essential. For broadcast, over-the-top applications, boom height should be at least 15 inches above the crop canopy, but just high enough to give good, uniform coverage. Make applications in a spray volume of 10 to 30 gals/A. If weed pressure is high and foliage is dense, use a minimum spray volume of 20 gals/A. For post-emergence applications, use flat fan nozzles of 80° or 110° angled forward at 45° for best coverage. Do not use flood jet nozzles or controlled droplet application.

Ground Boom Applications:

- User must only apply with the release height recommended by the manufacturer, but no more than 4 feet above the ground or crop canopy.
- Applicators are required to use a coarse or coarser droplet size (ASABE S572).
- Do not apply when wind speeds exceed 10 miles per hour at the application site.
- User must maintain a 15 foot (4.6 m) in-field downwind buffer (in the direction in which the wind is blowing) from the following areas:
 - edge of streams and rivers, as well as high-tide line for all estuarine/marine environments
 - threatened and endangered species critical habitat and/or species locations listed in Bulletins Live Two (<https://www.epa.gov/endangered-species/bulletins-live-two-view-bulletins>)

Boomless Ground Applications:

- Applicators are required to use a medium or coarser droplet size (ASABE S572) for all applications.
- Do not apply when wind speeds exceed 15 miles per hour at the application site.
- Do not apply during temperature inversions.

SPRAY DRIFT ADVISORIES

THE APPLICATOR IS RESPONSIBLE FOR AVOIDING OFF-SITE SPRAY DRIFT.
BE AWARE OF NEARBY NON-TARGET SITES AND ENVIRONMENTAL CONDITIONS.

IMPORTANCE OF DROPLET SIZE

An effective way to reduce spray drift is to apply large droplets. Use the largest droplets that provide target pest control. While applying larger droplets will reduce spray drift, the potential for drift will be greater if applications are made improperly or under unfavorable environmental conditions.

Controlling Droplet Size – Ground Boom

- Volume - Increasing the spray volume so that larger droplets are produced will reduce spray drift. Use the highest practical spray volume for the application. If a greater spray volume is needed, consider using a nozzle with a higher flow rate.
- Pressure - Use the lowest spray pressure recommended for the nozzle to produce the target spray volume and droplet size.
- Spray Nozzle - Use a spray nozzle that is designed for the intended application. Consider using nozzles designed to reduce drift.

BOOM HEIGHT – Ground Boom

For ground equipment, the boom should remain level with the crop and have minimal bounce.

SHIELDED SPRAYERS

Shielding the boom or individual nozzles can reduce spray drift. Consider using shielded sprayers. Verify that the shields are not interfering with the uniform deposition of the spray on the target area.

TEMPERATURE AND HUMIDITY

When making applications in hot and dry conditions, use larger droplets to reduce effects of evaporation.

TEMPERATURE INVERSIONS

Drift potential is high during a temperature inversion. Temperature inversions are characterized by increasing temperature with altitude and are common on nights with limited cloud cover and light to no wind. The presence of an inversion can be indicated by ground fog or by the movement of smoke from a ground source or an aircraft smoke generator. Smoke that layers and moves laterally in a concentrated cloud (under low wind conditions) indicates an inversion, while smoke that moves upward and rapidly dissipates indicates good vertical air mixing. Avoid applications during temperature inversions.

WIND

Drift potential generally increases with wind speed. **AVOID APPLICATIONS DURING GUSTY WIND CONDITIONS.**

Applicators need to be familiar with local wind patterns and terrain that could affect spray drift.

Boomless Ground Applications:

Setting nozzles at the lowest effective height will help to reduce the potential for spray drift.

Handheld Technology Applications:

Take precautions to minimize spray drift.

5.3 ROTATIONAL CROPS:

- If a crop treated with this product is lost, field corn, seed corn, silage corn, sweet corn, or popcorn may be replanted immediately. Do not exceed a total of 3.0 pounds per acre of acetochlor if additional product is applied.
- If applied after June 10, do not rotate to crops other than corn or sorghum the next year, or crop injury may occur.
- Rotate the next season to the following crops: corn (all types), cotton, sorghum or soybeans. Injury from atrazine may occur to soybeans planted the year following application on soils having a calcareous subsurface layer.

- In the High Plains and Intermountain regions of the West where rainfall is sparse and erratic or irrigation is required, use only when corn or sorghum is to follow corn.
- In Eastern parts of the Dakotas, Kansas, western Minnesota and Nebraska, do not rotate to soybeans if the rate applied to corn was more than 2.0 pounds active ingredient equivalent of atrazine or soybean injury may occur.
- Do not plant sugar beets, sunflower, potatoes, tobacco, dry beans or peas, spring-seeded small grains or small-seeded legumes the year following application, or injury from atrazine may occur.

ROTATION TO NON-FOOD WINTER COVER CROPS

Following harvest of food crops treated with FEARLESS Xtra 5.6 L Herbicide, only non-food or non-feed winter cover crops (with the exception of wheat) may be planted. Do not graze or harvest rotational cover crops for food or animal feed for 18 months following the last application of FEARLESS Xtra 5.6 L Herbicide. This prohibition does not apply to wheat, which may be planted 4 months following the last application of FEARLESS Xtra 5.6 L Herbicide, or to nongrass animal feeds, which may be planted 9 months after the last application of FEARLESS Xtra 5.6 L Herbicide.

The maximum atrazine broadcast application rates for corn:

- If no atrazine was applied prior to corn emergence, apply a maximum of 2 pounds active ingredient per acre broadcast. If a postemergence treatment is required following an earlier herbicide application, the total atrazine applied may not exceed 2.5 pounds active ingredient per acre per calendar year.
- Apply a maximum of 2.0 pounds active ingredient per acre as a single preemergence application on soils that are not highly erodible or on highly erodible soils (as defined by the Natural Resources Conservation Service) if at least 30 percent of the soil is covered with plant residues, or
- Apply a maximum of 1.6 pounds active ingredient per acre as a single preemergence application on highly erodible soils (as defined by the Natural Resources Conservation Service) if less than 30 percent of the surface is covered with plant residues; or 2.0 pounds active ingredient per acre if only applied postemergence.

When tank mixing or sequentially applying, atrazine or products containing atrazine to corn, the total pounds atrazine applied (pounds active ingredient per acre) must not exceed 2.5 pounds active ingredient per year.

6.0 WEED RESISTANCE MANAGEMENT

Atrazine and acetochlor, the active ingredients in this product, are Group 5 and Group 15 herbicides, respectively, based on the mechanism of action classification system of the Weed Science Society of America. Any weed population can contain plants naturally resistant to Group 5 or Group 15 herbicides. Weed species resistant to Group 5 or Group 15 herbicides may be effectively managed utilizing another herbicide from a different Group, (either alone or in a mixture according to label directions), by using other cultural or mechanical methods of weed control, or by a combination of the two.

To delay herbicide resistance, take one or more of the following steps:

- Rotate the use of Fearless Xtra 5.6 L Herbicide or other Group 5 and Group 15 herbicides within a growing season sequence or among growing seasons with different herbicide groups that control the same weeds in a field.
- Use tank mixtures with herbicides from a different group if such use is permitted; where information on resistance in target weed species is available, use the less resistance-prone partner at a rate that will control the target weed(s) equally as well as the more resistance-prone partner. Consult your local extension service or certified crop advisor if you are unsure as to which active ingredient is currently less prone to resistance.

- Adopt an integrated weed-management program for herbicide use that includes scouting and uses historical information related to herbicide use and crop rotation, and that considers tillage (or other mechanical control methods), cultural (e.g., higher crop seeding rates; precision fertilizer application method and timing to favor the crop and not the weeds), biological (weed-competitive crops or varieties) and other management practices.
- Scout after herbicide application to monitor weed populations for early signs of resistance development. Indicators of possible herbicide resistance include: (1) failure to control a weed species normally controlled by the herbicide at the dose applied, especially if control is achieved on adjacent weeds; (2) a spreading patch of non-controlled plants of a particular weed species; (3) surviving plants mixed with controlled individuals of the same species. If resistance is suspected, prevent weed seed production in the affected area by an alternative herbicide from a different group or by a mechanical method such as hoeing or tillage. Prevent movement of resistant weed seeds to other fields by cleaning harvesting and tillage equipment when moving between fields and planting clean seed.
- If a weed pest population continues to progress after treatment with this product, discontinue use of this product, and switch to another management strategy or herbicide with a different mode of action, if available.
- Contact your local extension specialist or certified crop advisors for additional pesticide resistance-management and/or integrated weed-management recommendations for specific crops and weed biotypes.
- [For further information or to report suspected resistance, contact (company representatives) at (toll-free number) or at (Internet site).]

Report any incidence of repeated non-performance of this product on a particular weed to your Helm Agro representative, local retailer, or county extension agent.

7.0 SOIL TEXTURE

Applicators should evaluate soil conditions carefully to assure that they choose the correct label rate. The use rates of this product and the other herbicides labeled for use in tank mixtures with this product vary with soil texture. Unless soil texture is specifically named, rate tables throughout this label refer to only three soil textural groups: coarse, medium and fine. The following is a complete listing of soil textures included in each of these three soil textural groups:

SOIL TEXTURAL GROUP	SOIL TEXTURE
COARSE:	sand, loamy sand, sandy loam
MEDIUM:	loam, silt loam, silt, sandy clay loam
FINE:	silty clay loam, clay loam, sandy clay, silty clay, clay

Refer to the above table to determine the corresponding soil textural group for the soil to be treated.

8.0 MIXING, SPRAYING AND HANDLING INSTRUCTIONS

NOTE: Direct contact or exposure to this product or spray mixtures of this product must be minimized. Follow instructions for transfer, mixing, cleaning or repairing equipment in order to minimize this exposure. Review the protective clothing requirements as listed in the "PRECAUTIONARY STATEMENTS" section of this label and do not use this product until you have the necessary protective clothing.

2.5 Gallon Containers

Open pouring from these containers can result in exposure from splashing or spilling. Special care in lifting and pouring is strongly recommended.

Bulk Containers

Open pouring from these containers can result in exposure from splashing or spilling and is not recommended. Transfer this product from bulk containers to the mix or spray tank using pumps or transfer probes. Do not remove the probe or pump from the container or disconnect until the container is emptied and rinsed. Use the pump or probe system to rinse the empty container and transfer the rinsate directly to the mix or spray tank.

8.1 Equipment Cleaning and Repair

Cleaning and repair of transfer systems and application equipment is a source of exposure to this product. Care should be taken to minimize exposure during cleaning and repair of transfer systems and application equipment. Whenever possible, these systems or equipment should be rinsed before being cleaned or repaired.

When repairs must be made during transfer or application, shut down the equipment, and take special care to avoid contact with the pesticide.

8.2 Sprayer Compatibility

Always predetermine the compatibility of this product or labeled tank mixtures of this product with water carrier or sprayable fluid fertilizer carrier by mixing small proportional quantities in advance. See the "STANDARD SPRAYABLE FLUID FERTILIZER COMPATIBILITY TEST" section in this label to determine the compatibility of this product and the labeled tank mixtures recommended for use with sprayable fluid fertilizer carrier.

Mix this product or labeled tank mixture of this product with the appropriate carrier as follows:

1. Place a 20- to 35-mesh screen or wetting basket over filling port.
2. Through the screen, fill the sprayer tank one-half full with the appropriate carrier.
3. If a compatibility agent is necessary to improve mixing or to prevent the formation of undesirable and unsprayable gels or precipitates, while agitating add it to the carrier already in the tank. Use only compatibility agents cleared by FDA for this use. Read and follow all directions for use, cautionary statements and all other information appearing on the selected compatibility agent label. Check for adequate agitation.
4. If a wettable powder or dry flowable formulation is used, make a slurry with water and add it slowly through the screen into the tank. Continue agitation.
5. If a flowable formulation is used, add slowly through screen into the tank. Mixing and compatibility may be improved when flowable is premixed one part flowable with one part water and added to the tank in diluted form.
6. Add this product slowly through the screen into the tank. Mixing and compatibility may be improved when this product is prediluted with two parts of water and added to the tank in diluted form.
7. Complete filling the sprayer tank with carrier. If a glyphosate agricultural herbicide or paraquat herbicide is used, add the required amount near the end of the filling process. Remove hose from tank immediately after filling to avoid siphoning back into the carrier source.

Maintain good agitation at all times until the contents of the tank are sprayed.

NOTE: If spray mixture is allowed to settle at any time, thorough agitation is required to resuspend the mixture before spraying is resumed.

Keep by-pass line on or near bottom of tank to minimize foaming. Use 50-mesh screen size in nozzle or line strainers. Carefully select proper nozzle to avoid spraying a fine mist. Check for even

distribution of spray droplets. To reduce loss of the chemical due to drift of a fine mist, apply at nozzle pressures below 40 psi.

8.3 Standard Sprayable Fluid Fertilizer Compatibility Test

Herbicides may not always mix evenly throughout a sprayable fluid fertilizer or the components may separate too quickly to make their combined use of practical value. This may be due to certain characteristics of the different fluid fertilizers. A simple test using small quantities of the components is suggested to provide compatibility potential. The test follows:

A. Materials Required For A Compatibility Test

1. Two one-quart jars with lid or stopper (marked "with" and "without")
2. TEAspoons (for a more exacting test, a five to ten milliliter (mL) pipette or graduated cylinder is desirable).
3. Sprayable fluid fertilizer to be tested.
4. The herbicide chemicals to be mixed.
5. A compatibility agent (the purpose of the adjuvant is to help keep the fertilizer and crop protection chemical in suspension, if this assistance is needed).

B. Procedure

1. Add one pint of the sprayable fluid fertilizer that will be used or other herbicide carrier to each jar marked "with" and "without".

Add One Pint Liquid Fertilizer To Two Quart Jars.	
WITH	WITHOUT

2. To the jar marked "with", add 1/4 TEAspoon or 1.2 milliliters of a suitable compatibility agent; shake gently for five to ten seconds to mix. (1/4 TEAspoon in one pint is the equivalent of two pints per 100 gallons of liquid fertilizer.)

To Jar Marked "With" Add Compatibility Agent And Shake to Mix	
WITH	WITHOUT

3. To each jar add the appropriate amount of herbicide(s). If more than one is used, add them separately with the wettable powders or dry flowables added first, flowables second and liquid last. Shake gently five to ten seconds after each addition.

Add Herbicide(s) To Both Jars And Shake to Mix	
WITH	WITHOUT

HERBICIDE	RATE/ACRE		Amount to be Added per Pint of Sprayable Fluid Fertilizer (Assuming Volume is 25 gallons/Acre) Level TEAspoons
Wettable	1 pound	=	1.5
Powders	2 pounds	=	3.0
or	3 pounds	=	4.5
Dry Flowables	4 pounds	=	6.0
	5 pounds	=	7.5

HERBICIDE	RATE/ACRE		Level TEAspoons	or	Milliliters
Emulsifiable	1 pint	=	0.5		2.4

Concentrates or	1 quart	=	1.0	or	4.7
Flowables or	2 quarts	=	2.0	or	9.5
Liquids or	3 quarts	=	3.0	or	14.2
Solutions	1 gallon	=	4.0	or	19.0
	5 quarts	=	5.0	or	23.8

This compatibility test is designed for 25 gallons of spray per acre with the maximum labeled rate of herbicide. For changes in spray volume or herbicide rate, make appropriate changes in the ingredients of the test. Regardless of spray volume, the amount of compatibility agent should be equal to two or three pints (two pints = 1/4 TEAspoon or 1.2 milliliters, three pints = 3/8 TEAspoon or 1.8 milliliters per pint of sprayable fluid fertilizer) per 100 gallons of liquid fertilizer.

C. Observations and Decisions

1. If the herbicide(s) and the sprayable fluid fertilizer are compatible.
2. If a compatibility agent is necessary.

Five minutes after the final addition and mixing, observe both jars for the formation of large flakes, sludge, gels or other precipitates. Observe if the herbicide(s) cannot be physically mixed with the liquid fertilizer but remains as small oily particles in the solution.

If incompatibility in any form described above occurs in the jar "with" the compatibility agent added, do not use the liquid fertilizer and the herbicide(s) together in the same spray tank.

If incompatibility as described above occurs in the jar "without" the adjuvant but not in the jar "with" adjuvant, the use of a compatibility adjuvant is recommended.

Allow both jars to stand and observe periodically for one-half hour. If the separate layers of liquid fertilizer and additives can be resuspended by shaking, commercial application is possible. An emulsifiable concentrate normally will go to the top after standing; wettable powders will either settle to the bottom of the tank or jar, or float to the top, depending upon the density of the fertilizers.

If the herbicide(s) is compatible with fluid fertilizer in the foregoing test without having to use a compatibility agent, fluid fertilizer may be used for the premixing. If it is not compatible without the compatibility agent, premix the herbicide(s) with water before adding to the spray tank.

9.0 APPLICATION SYSTEMS

9.1 Ground Broadcast Treatment

Apply this product and the labeled tank mixtures in 10 or more gallons of solution per acre using broadcast boom equipment. The carrier may be either water or sprayable fluid fertilizer as specified for the crop to be treated in the "DIRECTIONS FOR USE" section of this label. Do not apply during periods of gusty winds, when winds are in excess of 15 miles per hour or when other conditions favoring drift exist.

It is the pesticide user's responsibility to ensure that all products are registered for the intended use. Read and follow the applicable restrictions and limitations and directions for use on all product labels involved in tank mixing. Users must follow the most restrictive directions for use and precautionary statements of each product in the tank mixture.

9.2 Ground Band Treatment

Apply a broadcast equivalent rate and volume per acre. To determine these:

Band width in inches	X	Broadcast RATE per acre	=	Band RATE per acre
Row width in inches				

Band width in inches		Broadcast		Band
----------------------	--	-----------	--	------

Row width in inches	X	VOLUME per acre	=	VOLUME per acre
---------------------	---	--------------------	---	--------------------

9.3 Application With Dry Bulk Fertilizer

The herbicide-fertilizer impregnation process must be completed only by commercial fertilizer or chemical dealerships properly equipped for this procedure.

Dry bulk fertilizer may be impregnated with this product or the tank mixtures of this product plus atrazine on corn. This product and these tank mixtures must be applied with 200 to 450 pounds of dry bulk fertilizer per acre and shallowly incorporated within 14 days prior to planting. On medium- and fine-textured soils in areas where soil incorporation is not planned, i.e., reduced tillage situations or in some conventional tillage situations, applications can be made up to 30 days before planting to allow moisture to move the herbicide-fertilizer mixture into the soil. On coarse-textured soils, applications can be made up to 14 days prior to planting. The herbicide must be applied as directed in this label for the crop, weed and soil type treated. Refer to the table for broadcast rate per acre to determine the rate per acre for the herbicide treatment to be applied.

Impregnation of bulk fertilizer is restricted to commercial facilities. On-farm fertilizer impregnation is prohibited. No more than 40 tons per worker per day for no more than 30 days per calendar year for use on corn, sorghum, bioenergy, and sod.

The commercial facility impregnating the dry bulk fertilizer must inform, in writing, the use (applicator) of the dry bulk fertilizer that:

- Applicators must wear long-sleeved shirt, long pants, shoes and socks.
- Do not enter or allow others to enter the treated areas (except those involved in the watering) during the restricted entry interval (REI) of 12 hours.

The following table provides a reference to determine the amount of LIQUID herbicide to be mixed per ton of dry bulk fertilizer for a range of herbicide directions for fertilizer rates per acre:

Quarts Of Liquid Herbicide Per Acre

Fertilizer Rate (Pounds/Acre)	Acres Covered (per ton)	Quarts of Herbicide per Ton Dry Bulk Fertilizer		
		1.4 (quarts)	1.8 (quarts)	2.3 (quarts)
200	10.0	14.0	18.0	23.0
250	8.0	11.2	14.4	18.6
300	6.7	9.4	12.0	15.5
350	5.7	8.0	10.3	13.3
400	5.0	7.0	9.0	11.7
450	4.5	6.2	8.0	10.4

To determine the amount of herbicide needed for rates not included in the preceding table, use the following formula:

Herbicide Rate

$\frac{\text{Quarts/Acre} \times 2000}{\text{Pounds Fertilizer/Acre}}$	=	Quarts of Herbicide per Ton of Dry Bulk Fertilizer
--	---	---

Mix and blend the dry fertilizer and herbicide mixture in a closed rotary drum-type mixer allowing sufficient time to ensure uniform coverage. Use at least one ton of dry fertilizer per mixing operation. Inject the herbicide into the drum over a minimum of a 2 minute period and allow at least 2 additional minutes mixing time to ensure uniformity. The nozzle used to spray the herbicide treatment must be placed inside the mixer to provide uniform spray coverage of the tumbling fertilizer.

If the dry fertilizer used has inadequate absorptive capacity, use a higher absorptive material including Agsorb™, MP-79™ or Microcel™, to provide a free-flowing mixture.

The following table provides a partial list of dry fertilizers which may be impregnated with this product.

Ammonium sulfate	21-00-00
Ammonium phosphate-sulfate	16-20-00
Diammonium phosphate	18-46-00
Potassium chloride	00-00-60
Potassium sulfate	00-00-52
*Urea	46-00-00

*Some ureas may be phytotoxic when applied on corn. Use only ureas known to be safe to corn.

NOTE: DO NOT impregnate this product or tank mixtures of this product with other herbicides on fertilizers containing ammonium nitrate, potassium nitrate or sodium nitrate.

Spread the herbicide-dry fertilizer mixture uniformly with a properly calibrated applicator: dribble, pneumatic (air flow) or spin. When using spin applicators, fertilizers impregnated with this product or tank mixtures of this product with other herbicides must be spread at half-rate and overlapped 100 percent to obtain full rate and uniform distribution. Non-uniform spreading of the fertilizer-herbicide mixture may result in unsatisfactory weed control or crop injury.

10.0 CORN - APPLICATION TIMING AND METHODS

NOTE: The maximum total per crop year of this product is 3.8 quarts per acre.

10.1 Early Preplant Surface Application

This product and some labeled tank mixtures of this product may be applied in no-till and other conservation tillage systems before weeds emerge and up to 45 days before planting field corn or silage corn. Split applications can be made 30 to 45 days prior to planting with 60 percent of the broadcast rate applied initially and the remaining 40 percent applied at planting. Applications made less than 30 days prior to planting can be made either as a split or as a single application. If weeds are present at the time of application, apply this product in a tank mixture with an appropriate contact herbicide. Observe directions for use, precautions and restrictions on the label of the contact herbicide. During the planting operation, be careful not to move untreated soil to the surface or move treated soil out of the row, as weed control may be reduced.

10.2 Preplant Incorporation Application

This product and many of the labeled tank mixtures may be mixed into the soil using shallow incorporation equipment any time within 14 days prior to planting. Apply the product to the soil surface as a broadcast application. Either existing soil moisture or subsequent precipitation or irrigation is required to bring incorporated herbicide treatments into contact with germinating weed seedlings. If weeds emerge after treatment, rotary hoe or shallowly cultivate immediately to improve performance.

Shallowly incorporate the treatment into the upper 1 to 2 inches of the soil. Operate equipment at manufacturer's designed speed for incorporation to ensure adequate mixing and distribution of the herbicide treatment in the soil. Equipment design including any drag attachments must be adequate to avoid soil ridging which may result in streaked or reduced weed control. Set equipment to work the soil NO DEEPER THAN 4 INCHES. Soil conditions, including moisture content and crop residue levels, must be suitable to allow thorough and uniform mixing.

10.3 Preemergence Surface Application

This product and all labeled tank mixtures may be applied to the soil surface after planting and prior to either crop or weed emergence. Apply within 5 days of last preplant tillage. If weeds emerge after treatment, or if treatment is applied more than 5 days after last preplant tillage, rotary hoe or

shallowly cultivate immediately to improve performance. Precipitation or overhead sprinkler irrigation is required after application to move the herbicide treatment into the weed germination zone. The amount of precipitation or overhead sprinkler irrigation required depends on existing soil mixture, soil type and percent organic matter content, but 1/4 to 3/4 inch is normally adequate. Performance is improved when moisture is received within 7 days after application and prior to weed emergence. High intensity or excessive rainfall or excessive irrigation after application may reduce control.

10.4 Postemergence Surface Application

This product and certain tank mixtures may be applied postemergence until corn reaches 11 inches in height. Application must be made prior to the 2-leaf grass stage or in a tank mixture that controls emerged weeds. Read and follow all restrictions and directions on tank-mix product labels. Refer to the specific treatment intended in the "DIRECTIONS FOR USE" section of the label to determine if postemergence applications to corn are permitted and determine the proper weed and corn growth stage limitations. Precipitation or overhead sprinkler irrigation is required after application to move the herbicide treatment into the weed germination zone to control unemerged weeds. The amount of precipitation or irrigation required depends on existing soil moisture, soil type and percent organic matter content, but 1/4 to 3/4 inch is normally adequate. If weeds emerge after treatment, rotary hoe or shallowly cultivate to improve performance.

DO NOT apply postemergence to sweet corn.

DO NOT make postemergence surface applications using sprayable fluid fertilizer as the carrier because severe crop injury may occur.

10.5 Cultivation Information

Delay cultivation after application for as long as possible unless weeds or grasses emerge. Shallowly cultivate or rotary hoe immediately if weeds or grasses emerge. If cultivation is necessary because of soil crusting or compaction, set equipment shallow and minimize lateral soil movement to avoid dilution or displacement of the herbicide treatment. If a band application is used and weeds have emerged in the treated band, set cultivator to throw soil into the row covering the band.

11.0 WEEDS CONTROLLED

When applied as directed under conditions described, this product will CONTROL the following weeds:

11.1 Annual Grasses Controlled

Barnyardgrass

Echinochloa crus-galli

Crabgrass

Digitaria ischaemum

Digitaria sanguinalis

Foxtail, giant

Setaria faberi

Foxtail: green, robust

purple, robust white

Setaria viridis

Foxtail, yellow

Setaria lutescens

Goosegrass

Eleusine indica

Oat, wild
Avena fatua

Panicum, browntop
Panicum fasciculatum

Panicum, fall
Panicum dichotomiflorum

Rice, red
Oryza sativa

Signalgrass, broadleaf
Brachiaria platyphylla

Sprangletop, red
Leptochloa filiformis

Wheat, volunteer
Triticum aestivum

Witchgrass
Panicum capillare

11.2 Annual Broadleaves Controlled
Beggarweed, Florida
Desmodium tortuosum

Carpetweed
Mollugo verticillata

Cocklebur*
Xanthium strumarium

Galinsoga
Galinsoga spp.

Groundcherry, annual
Physalis spp.

Groundcherry, cutleaf
Physalis angulata

Henbit
Lamium amplexicaule

Jimsonweed
Datura stramonium

Kochia**
Kochia scoparia

Lambsquarters
Chenopodium album

Morningglory, annual*
Ipomoea purpurea

Mustard
Brassica spp.

Nightshade, black
Solanum nigrum

Nightshade, hairy
Solanum sarrachoides

Pigweed; Carelessweed
Amaranthus spp.

Purslane
Portulaca oleracea

Pusley, Florida
Richardia scabra

Ragweed, common
Ambrosia artemisiifolia

Sida, prickly; Teaweed
Sida spinosa

Smartweed
Polygonum pensylvanicum
Polygonum persicaria

Velvetleaf; Buttonweed*
Abutilon theophrasti

Waterhemp
Amaranthus tuberculatus

* Use the higher rate in the rate range within each Application Rate table. Control of these weeds can be erratic especially under dry weather conditions. Control escaped weeds with cultivation or application of an appropriate EPA-registered postemergence herbicide.

** Triazine-resistant biotypes may require a post sequential application of a non-triazine herbicide for control.

Sedge

Nutsedge, yellow*
Cyperus esculentus

* Preplant incorporate for control.

11.3 Annual Grasses Partially Controlled

When applied immediately after planting and within 5 days of last tillage, this product at a rate of 2.3 to 2.7 quarts per acre on a broadcast basis will reduce competition from the following HARD-TO-CONTROL weeds.

Cupgrass, woolly
Eriochloa villosa

Johnsongrass, seedling
Sorghum halepense

Millet, proso
Panicum miliaceum

Panicum, Texas
Panicum texanum

Sandbur; Grassbur
Cenchrus incertus

Shattercane; Wild cane
Sorghum bicolor

11.4 Annual Broadleaves Partially Controlled

Ragweed, giant
Ambrosia trifida

Sicklepod
Cassia obtusifolia

Sunflower, common
Helianthus annuus

NOTE: For hard-to-control weeds, additional amounts of FEARLESS Herbicide and/or atrazine may be added to provide improved control within the labeled rate. For more consistent control of common cocklebur, annual morningglory or velvetleaf, additional atrazine may be applied so that the total atrazine rate is at least 1.5 quarts per acre on medium-textured soil with less than 3 percent organic matter, and 1.5 to 2 quarts on medium- and fine-textured soils with 3 percent or greater organic matter content. For more consistent control of woolly cupgrass additional FEARLESS Herbicide may be applied so that the total acetochlor rate is 3.0 pounds per acre. The following table shows the amounts of FEARLESS Herbicide and/or atrazine that can be added to specific treatment rates of this product.

Do not use more than 3.8 quarts of this product per acre per calendar year or 3.8 lbs acetochlor plus 1.6 lbs atrazine per acre per year. .

APPLICATION RATES	PRODUCT ADDITION (maximum rate)	
	FEARLESS (pints)	ATRAZINE (quarts)
FEARLESS Xtra 5.6 L Herbicide (quarts)		
1.4	2.0	1.1
1.8	1.8	0.8
2.3	1.3	0.5

12.0 CONSERVATION OR MINIMUM TILLAGE SYSTEMS

NOTE: Each section of this label provides treatment rates for this product and tank mixtures including this product. Applications, which are not consistent with instructions in this label, may

result in unsatisfactory weed control, injury to crops, persons or animals, or other unintended consequences. Refer to specific product labels for crop rotation restrictions and cautionary statements of all products used in these tank mixtures, including precautions on soil pH sensitive varieties, minimum re-cropping interval and rotational guidelines.

Use the higher rates in the ranges of the Application Tables in areas of heavy weed infestation or where otherwise specified. If emerged weeds exist at planting, the application of a contact herbicide or tillage is recommended when possible to eliminate existing weeds. Do not apply when conditions favor drift.

Carefully review detailed information regarding "APPLICATION SYSTEMS" and "APPLICATION TIMINGS AND METHODS" in conjunction with the information in this section.

12.1 At-Planting Applications

The tankmix recommendations in the "CONVENTIONAL TILLAGE SYSTEMS" of this label may also be followed when using "CONSERVATION OR MINIMUM TILLAGE SYSTEMS". It is the pesticide user's responsibility to ensure that all products are registered for the intended use. Read and follow the applicable restrictions and limitations and directions for use on all product labels involved in tank mixing. Users must follow the most restrictive directions for use and precautionary statements of each product in the tank mixture.

When applied as directed under the conditions described, the specified tank mixtures control many emerged annual weeds, suppress many emerged perennial weeds and give preemergence control of many annual grasses and weeds when corn will be planted directly into a cover crop, established sod or in previous crop residues. These tank mixtures will not control regrowth from perennial weeds.

Refer to specific product labels for crop rotation restrictions and precautionary statements of all products used in these tank mixtures. For mixing instructions, see the "MIXING AND SPRAYING INSTRUCTIONS" section of this label.

12.1.1 Additional Preemergence Control

FEARLESS Xtra 5.6 L Herbicide may be tank mixed with Simazine or Imazethapyr. Apply these tank mixtures with a glyphosate agricultural herbicide or 2,4-D (amine or low volatile ester) in 10 to 20 gallons of water or 10 to 60 gallons of nitrogen solution per acre, or these tank mixtures with paraquat herbicide in 20 to 60 gallons of water or clear liquid fertilizer per acre immediately before, during or after planting, but BEFORE CROP EMERGENCE. As density of stubble, crop residue or weeds increase, increase spray gallonage and rate within the labeled use rate ranges to ensure complete coverage. In the absence of emerged vegetation, delete the glyphosate agricultural herbicide, paraquat herbicide or 2,4-D portion of these tank mixtures. It is the pesticide user's responsibility to ensure that all products are registered for the intended use. Read and follow the applicable restrictions and limitations and directions for use on all product labels involved in tank mixing. Users must follow the most restrictive directions for use and precautionary statements of each product in the tank mixture.

12.2 Control or Suppression of Emerged Weeds

ATTENTION: AVOID DRIFT. EXTREME CARE MUST BE USED WHEN APPLYING THESE TANK MIXTURES TO PREVENT INJURY TO DESIRABLE PLANTS AND CROPS. Do not allow spray mist to drift since even minute quantities of spray can cause severe damage or destruction to nearby crops, plants or other areas on which treatment is not intended. Do not apply when winds are gusty or in excess of 5 miles per hour or when other conditions, including lesser wind velocities, will allow drift to occur. When spraying, avoid combinations of pressure and nozzle type that will result in fine particles (mist) which are more likely to drift.

12.2.1 Glyphosate Agricultural Herbicides

Annual Weeds

Apply glyphosate agricultural herbicides in these tank mixtures at the proper rate for the weed per the label instructions. It is the pesticide user's responsibility to ensure that all products are registered for the intended use. Read and follow the applicable restrictions and limitations and

directions for use on all product labels involved in tank mixing. Users must follow the most restrictive directions for use and precautionary statements of each product in the tank mixture.

Perennial Weeds

At normal application rates in minimum tillage systems, perennial weeds may not be at the proper stage of growth for control. Use labeled rates of glyphosate agricultural herbicides, in the above mixtures under these conditions provides top kill and reduces competition from many emerged perennial grasses and broadleaf weeds.

DO NOT USE THIS MIXTURE FOR BERMUDAGRASS OR JOHNSONGRASS CONTROL.

Ammonium Sulfate

The addition of ammonium sulfate in the spray solution may increase the performance of glyphosate agricultural herbicide tank mixtures on emerged annual weeds under adverse growing conditions. When using ammonium sulfate, add 2 percent dry ammonium sulfate by weight or 17 pounds per 100 gallons of water. Add ammonium sulfate to the water in the spray tank and completely dissolve prior to adding the herbicide or surfactant. Do not mix ammonium sulfate in fluid fertilizer solutions. The equivalent rate of ammonium sulfate in a liquid formulation may also be used.

If ammonium sulfate is added directly to the spray tank, add slowly with agitation. Adding too quickly may clog outlet lines. Nozzle tip plugging may result from the use of low quality ammonium sulfate. To determine quality, perform a jar test by adding 1/3 cup of ammonium sulfate to 1 gallon of water and agitate for one minute. If undissolved sediment is observed, predissolve the ammonium sulfate in water and filter prior to adding to the spray tank.

Surfactants

Nonionic surfactants that are labeled for use with herbicides may be used with some glyphosate agricultural herbicides check specific label for restrictions. Do not reduce rates of glyphosate agricultural herbicides when adding surfactant. Use 0.5 percent surfactant concentration (2 quarts per 100 gallons of spray solution) when using surfactants that contain at least 50 percent active ingredient or a 1 percent surfactant concentration (4 quarts per 100 gallons of spray solution) for those surfactants containing less than 50 percent active ingredient. Read and carefully observe surfactant cautionary statements and other information appearing on the surfactant label.

12.2.2 Paraquat Herbicides

When used as directed, paraquat herbicides in a labeled tank mixture control many emerged annual weeds and suppresses many emerged perennial weeds.

Broadcast Treatment

Apply paraquat herbicide in the specified tank mixtures immediately before, during or after planting but **BEFORE CROP EMERGENCE**. Use the rates and timing of application listed in the specific product label. As density of stubble, crop residue or weeds increases, increase spray gallonage within the labeled use rate range for complete coverage. Add a nonionic spreader surfactant (approved for use on crops) containing at least 75 percent surfactant active agent at 8 ounces per 100 gallons of diluted spray.

REFER TO THE SPECIFIC PARAQUAT HERBICIDE LABEL FOR ADDITIONAL PRECAUTIONARY STATEMENTS. It is the pesticide user's responsibility to ensure that all products are registered for the intended use. Read and follow the applicable restrictions and limitations and directions for use on all product labels involved in tank mixing. Users must follow the most restrictive directions for use and precautionary statements of each product in the tank mixture.

12.2.3 2,4-D

When used as directed, 2,4-D in labeled tank mixtures controls many emerged annual and perennial broadleaf weeds. For emerged weeds controlled, see the "WEEDS CONTROLLED" section of the label for 2,4-D.

Broadcast Treatment

Apply 1 to 2 pints of 2,4-D (amine or low-volatile ester) in the specified tank mixtures. Make application 7 to 14 days before planting or 3 to 5 days after planting but BEFORE CORN EMERGES. As density of stubble, crop residue or weeds increase, spray gallonage should be increased within the use rate range for complete coverage. It is the pesticide user's responsibility to ensure that all products are registered for the intended use. Read and follow the applicable restrictions and limitations and directions for use on all product labels involved in tank mixing. Users must follow the most restrictive directions for use and precautionary statements of each product in the tank mixture.

DO NOT use 2,4-D on light, sandy soils, or where soil moisture is inadequate for normal weed growth. Observe all precautions and limitations on the 2,4-D label booklet.

12.3 Early Preplant Application

This product, when applied in a single application or split application will provide preemergence control or reduced competition of the annual grasses and broadleaf weeds listed in the "WEEDS CONTROLLED" section of this label. If emerged weeds are present at the time of treatment, a glyphosate agricultural herbicide, paraquat herbicide or 2,4-D should be added to this product according to the directions for use on their respective product labels. If unsatisfactory weed control occurs (due to excessively dry or excessively wet conditions) following the earlier application, a postemergence application of an appropriate labeled grass and/or broadleaf weed herbicide may be used. If a postemergence treatment includes the herbicide used early preplant, do not exceed the labeled rate for corn on a given soil texture. Observe all precautions and limitations on the labels for FEARLESS 5.6 L Herbicide, glyphosate agricultural herbicides, paraquat herbicides, 2,4-D and other postemergence herbicides before use of these products.

DO NOT apply tank mixtures containing a glyphosate agricultural herbicide, paraquat herbicide or other contact herbicides by air.

12.3.1 FEARLESS Xtra 5.6 L Herbicide Applied Alone or Tank Mix with Simazine

This product, when applied in a single application or split application (alone or in a tank-mix combination with Simazine) or as a sequential application to Simazine in early preplant programs will provide preemergence control or reduced competition of the annual grasses and broadleaf weeds listed in the "WEEDS CONTROLLED" section of this label. If weeds are emerged at time of application, apply a labeled contact herbicide with this product. Observe the directions for use, precautions and restrictions on the label of the contact herbicide.

Approved Application Systems

Ground; Broadcast boom
Dry Bulk Fertilizer Impregnation

Approved Application Methods

Single application

Make application of this product less than 30 days before planting but prior to weed emergence. On coarse-textured soils applications do not make more than 2 weeks prior to planting.

Split application

Apply 60 percent of the full rate as a split application prior to weed emergence and no more than 45 days prior to planting and the remaining 40 percent at or immediately following planting but before crop emergence.

See the following table for broadcast rates per acre for single and split applications.

Application Rates:

	Broadcast Rate Per Acre
SOIL TEXTURAL GROUP	FEARLESS Xtra 5.6 L Herbicide * (quarts)
Coarse	1.7 to 2.3
Medium	2.3 to 3.0
Fine	2.3 to 3.0

* In areas of heavy weed infestation use the higher rate per acre.

In order to provide broad-spectrum weed control, both single and split applications of this product must be followed with a planned postemergence application of a labeled broadleaf and/or grass herbicide. Observe the directions for use, precautions and restrictions on the label of the postemergence herbicide before use of these products.

This product may also be tank mixed with 1 to 1.25 quarts per acre of simazine to provide improved control of fall panicum and crabgrass.

NOTE: Do not exceed a total of 1.6 pounds of atrazine per acre on highly erodible soils with less than 30 percent plant residue cover. If emerged weeds exist at planting, the application of a contact herbicide or tillage is recommended when possible to eliminate existing weeds.

12.3.2 FEARLESS Xtra 5.6 L Herbicide following Simazine

Sequential application

Application of this product following Simazine should be utilized for the control of fall panicum, crabgrass or broadleaf signalgrass. Apply 1 to 1.25 quarts per acre of Simazine prior to weed emergence and no more than 45 days prior to planting. At or immediately following planting, but BEFORE CROP EMERGENCE, apply the indicated rate of this product.

Application Rates:

	Broadcast Rate per Acre
SOIL TEXTURAL GROUP	FEARLESS Xtra 5.6 L Herbicide * (quarts)
Coarse	1.7
Medium	2.3
Fine	2.3

* Use the higher rates in the use rate ranges in areas of heavy weed infestation.

NOTE: Do not exceed a total of 1.6 pounds of atrazine per acre on highly erodible soils with less than 30 percent plant residue cover. If emerged weeds exist at planting, the application of a contact herbicide or tillage is recommended when possible to eliminate existing weeds.

Land treated with Simazine should not be planted to any crop except corn for one year following treatment as crop injury may occur. After harvest of treated crop, plow and thoroughly till the soil in the fall or spring to minimize possible injury to spring seeded rotational crops.

If emerged weeds exist at planting, the application of a contact herbicide or tillage is recommended when possible to eliminate existing weeds. If emerged weeds exist at planting, the application of a contact herbicide or tillage is recommended when possible to eliminate existing weeds.

13.0 CONVENTIONAL TILLAGE

Use the higher rates in the application rate ranges in areas of heavy weed infestation or where otherwise specified. If emerged weeds exist at planting, the application of a contact herbicide or tillage is recommended when possible to eliminate existing weeds. Do not apply when conditions favor drift.

Detailed information regarding "APPLICATION SYSTEMS" and "APPLICATION TIMING AND METHODS" should be carefully reviewed in conjunction with the information in this section. If the

specific information in this section differs from the "PRODUCT INFORMATION", the specific information should control.

13.1 FEARLESS Xtra 5.6 L Herbicide

Apply this product in water or sprayable fluid fertilizer solution for control of yellow nutsedge and the annual grasses and broadleaf weeds listed in the "WEEDS CONTROLLED" section of this label.

Approved Application Systems

Ground: Broadcast boom; banded
 Dry Bulk Fertilizer Impregnation

Approved Application Methods

**Preplant Incorporated; Preemergence Surface
 Postemergence Surface**

Apply this product before weeds reach 2-leaf stage and the corn is no more than 11 inches in height.

Add up to 1 pint per acre of 2,4-D as a tank-mix partner to aid in control of existing weeds. Some leaf burn to corn may occur occasionally but subsequent growth or yield should not be affected. DO NOT make postemergence surface applications using sprayable fluid fertilizer as the carrier because severe crop injury may occur. Read and follow all labeled directions for use for 2,4-D.

Application Rates:

SOIL TEXTURAL GROUP	Broadcast Rate per Acre	
	Less than 3% Organic Matter (quarts)	More than 3% Organic Matter (quarts)
Coarse	1.4	1.7
Medium	1.7 to 2.4	2.3 to 2.6
Fine	2.3 to 2.6	2.3 to 3.0

NOTE: In areas of heavy weed infestations use up to 2.3 quarts of this product per acre on coarse-textured soils and 2.3 to 3.0 quarts of this product per acre on medium- and fine-textured soils. Do not exceed 2.5 quarts of Fearless Xtra 5.6L Herbicide per acre on highly erodible soils with less than 30 percent plant residue cover.

13.2 FEARLESS Xtra 5.6 L Herbicide plus Glyphosate Agricultural Herbicides on Corn containing Glyphosate-Resistant Traits

This program may be used preemergence and postemergence to corn containing Glyphosate-resistant traits from seedling emergence until the corn reaches 11 inches in height. Refer to the glyphosate agricultural herbicide labels for specific weeds controlled postemergence.

AVOID DRIFT. EXTREME CARE MUST BE USED WHEN APPLYING THIS TANK-MIX TO PREVENT INJURY TO DESIRABLE PLANTS AND CROPS WHICH DO NOT CONTAIN A GLYPHOSATE TOLERANCE GENE.

Approved Application Systems

Ground: Broadcast boom

Approved Application Methods

Preemergence Surface

Sequential Program

This product may be applied preemergence to corn containing Glyphosate-resistant traits at the labeled rate in a planned preemergence followed by a glyphosate agricultural herbicide postemergence sequential program.

Postemergence Surface

This product may be applied postemergence to corn containing Glyphosate-resistant traits from seedling emergence until the corn is 11 inches in height. Labeled use rates for this tank-mix using a glyphosate agricultural herbicide are defined in the table below. This tank mix with a glyphosate agricultural herbicide should be applied when weeds are 2 to 4 inches in height and before the weed height and/or density become competitive with the crop.

For difficult to control weeds such as fall panicum, barnyardgrass, crabgrass, shattercane, broadleaf signalgrass and Pennsylvania smartweed use the maximum labeled rates of glyphosate agricultural herbicides. It is the pesticide user's responsibility to ensure that all products are registered for the intended use. Read and follow the applicable restrictions and limitations and directions for use on all product labels involved in tank mixing. Users must follow the most restrictive directions for use and precautionary statements of each product in the tank mixture.

GLYPHOSATE-RESISTANT PRODUCT RATE – FEARLESS Xtra 5.6 L Herbicide at 1.5 quarts per acre.

Application Rates (minimum and maximum range):

	Broadcast Rate Per Acre	
SOIL TEXTURAL GROUP	FEARLESS Xtra 5.6 L Herbicide (quarts)	GLYPHOSATE + AGRICULTURAL HERBICIDES
Coarse	1.0 to 2.9	Per Labeled Rate
Medium	1.0 to 3.7	Per Labeled Rate
Fine	1.0 to 3.7	Per Labeled Rate

14.0 TANK-MIXTURES

It is the pesticide user's responsibility to ensure that all products are registered for the intended use. Read and follow the applicable restrictions and limitations and directions for use on all product labels involved in tank mixing. Users must follow the most restrictive directions for use and precautionary statements of each product in the tank mixture.

14.1 FEARLESS Xtra 5.6 L Herbicide Tank-Mixtures for Preemergence Use in Corn

This product may be tank-mixed with the following products for preemergence use in corn. Ensure that the specific product being used in the tank mixture is registered for application preemergence to corn. Read and follow label directions of all products in the tank mixture. The most restrictive label directions apply.

[Insert active ingredient(s) or brand name of product(s) containing the following active ingredient(s) that, at the time of printing, are registered for use preemergence in corn:

2,4-D, (atrazine, carfentrazone-ethyl, clopyralid, dicamba, diflufenzopyr, flumetsulam, flumiclorac pentyl ester, glyphosate, isoxaflutole, linuron, mesotrione, topramezone)].

14.2 FEARLESS Xtra 5.6 L Herbicide Tank-Mixtures for Postemergence Use in Corn

This product may be tank-mixed with the following products for postemergence use in corn. Ensure that the specific product being used in the tank mixture is registered for application postemergence (in-crop) to corn. Read and follow label directions of all products in the tank mixture. The most restrictive label directions apply.

[Insert active ingredient(s) or brand name of product(s) containing the following active ingredient(s) that, at the time of printing, are registered for use postemergence to corn:

2,4-D, (atrazine, carfentrazone-ethyl, clopyralid, dicamba, diflufenzopyr, flumetsulam, flumiclorac pentyl ester, glyphosate, isoxaflutole, linuron, mesotrione, topramezone)].

15.0 LIMITATION OF WARRANTY AND LIABILITY

WARRANTY DISCLAIMER

The directions for use of this product must be followed carefully. TO THE EXTENT CONSISTENT WITH APPLICABLE LAW, (1) THE GOODS DELIVERED TO YOU ARE FURNISHED "AS IS" BY MANUFACTURER OR SELLER AND (2) MANUFACTURER AND SELLER MAKE NO WARRANTIES, GUARANTEES, OR REPRESENTATIONS OF ANY KIND TO BUYER OR USER, EITHER EXPRESS OR IMPLIED, OR BY USAGE OF TRADE, STATUTORY OR OTHERWISE, WITH REGARD TO THE PRODUCT SOLD, INCLUDING, BUT NOT LIMITED TO MERCHANTABILITY, FITNESS FOR A PARTICULAR PURPOSE, USE, OR ELIGIBILITY OF THE PRODUCT FOR ANY PARTICULAR TRADE USAGE. UNINTENDED CONSEQUENCES, INCLUDING BUT NOT LIMITED TO INEFFECTIVENESS, MAY RESULT BECAUSE OF SUCH FACTORS AS THE PRESENCE OR ABSENCE OF OTHER MATERIALS USED IN COMBINATION WITH THE GOODS, OR THE MANNER OF USE OR APPLICATION, INCLUDING WEATHER, ALL OF WHICH ARE BEYOND THE CONTROL OF MANUFACTURER OR SELLER AND ASSUMED BY BUYER OR USER. THIS WRITING CONTAINS ALL OF THE REPRESENTATIONS AND AGREEMENTS BETWEEN BUYER, MANUFACTURER AND SELLER, AND NO PERSON OR AGENT OF MANUFACTURER OR SELLER HAS ANY AUTHORITY TO MAKE ANY REPRESENTATION OR WARRANTY OR AGREEMENT RELATING IN ANY WAY TO THESE GOODS.

LIMITATION OF LIABILITY

TO THE EXTENT CONSISTENT WITH APPLICABLE LAW, IN NO EVENT SHALL MANUFACTURER OR SELLER BE LIABLE FOR SPECIAL, INCIDENTAL, OR CONSEQUENTIAL DAMAGES, OR FOR DAMAGES IN THEIR NATURE OF PENALTIES RELATING TO THE GOODS SOLD, INCLUDING USE, APPLICATION, HANDLING, AND DISPOSAL. TO THE EXTENT CONSISTENT WITH APPLICABLE LAW, MANUFACTURER OR SELLER SHALL NOT BE LIABLE TO BUYER OR USER BY WAY OF INDEMNIFICATION TO BUYER OR TO CUSTOMERS OF BUYER, IF ANY, OR FOR ANY DAMAGES OR SUMS OF MONEY, CLAIMS OR DEMANDS WHATSOEVER, RESULTING FROM OR BY REASON OF, OR ARISING OUT OF THE MISUSE, OR FAILURE TO FOLLOW LABEL WARNINGS OR INSTRUCTIONS FOR USE, OF THE GOODS SOLD BY MANUFACTURER OR SELLER TO BUYER. ALL SUCH RISKS SHALL BE ASSUMED BY THE BUYER, USER, OR ITS CUSTOMERS. TO THE EXTENT CONSISTENT WITH APPLICABLE LAW, BUYER'S OR USER'S EXCLUSIVE REMEDY, AND MANUFACTURER'S OR SELLER'S TOTAL LIABILITY SHALL BE FOR DAMAGES NOT EXCEEDING THE COST OF THE PRODUCT.

(RV121020)

Manufactured for:



HELM AGRO Inc.
401 E. Jackson St., Suite 1400



RESTRICTED USE PESTICIDE

Due to ground and surface water concerns. For retail sale to and use only by Certified Applicators, or persons under their direct supervision and only for those uses covered by the Certified Applicator's certification.

FEARLESS Xtra 5.6L Herbicide

EPA Reg. No. 74530-89
Expiration Date: December 31, 2023

SUPPLEMENTAL LABEL

LABEL REVISIONS: SWEET CORN

READ AND FOLLOW THE ENTIRE LABEL BOOKLET FOR THIS PRODUCT BEFORE PROCEEDING WITH THE USE DIRECTIONS CONTAINED IN THIS SUPPLEMENTAL LABELING. "Label" as used in this supplemental labeling refers to the label booklet for this product and this supplemental.

DIRECTIONS FOR USE – RESTRICTED USE PESTICIDE

IT IS A VIOLATION OF FEDERAL LAW TO USE THIS PRODUCT IN ANY MANNER INCONSISTENT WITH ITS LABELING.

This label must be in the possession of the user at the time of application.

Do not apply this product in a way that will contact workers or other persons, either directly or through drift. Only protected handlers may be in the area during application. For any requirements specific to your State or Tribe, consult the agency responsible for pesticide regulation.

This supplemental label expires on December 31, 2023 and cannot be used or distributed after that date.

ALL APPLICABLE DIRECTIONS, RESTRICTIONS AND PRECAUTIONS IN THE PRODUCT LABEL BOOKLET MUST BE FOLLOWED, INCLUDING STATEMENTS PERTAINING TO THE WORKER PROTECTION STANDARDS, ON THE EPA REGISTERED LABEL.

Read the label affixed to the container for FEARLESS Xtra 5.6 L Herbicide before applying.

Use of FEARLESS Xtra 5.6 L Herbicide according to this labeling is subject to the use precautions and limitations imposed by the label affixed to the container for FEARLESS Xtra 5.6 L Herbicide.

SWEET CORN

RESTRICTIONS:

DO NOT apply postemergence to sweet corn.

For sweet corn forage use, allow 45-day preharvest interval. (PHI=45 days).

ROTATIONAL CROPS:

- If a crop treated with this product is lost, field corn, seed corn, silage corn, popcorn or sweet corn may be replanted immediately. Do not exceed a total of 3.0 pounds per acre of acetochlor if additional product is applied.
- If applied after June 10, do not rotate to crops other than corn or sorghum the next year, or crop injury may occur.
- Rotate the next season to the following crops: corn (all types), cotton, sorghum or soybeans. Injury from atrazine may occur to soybeans planted the year following application on soils having a calcareous subsurface layer.
- In the High Plains and Intermountain regions of the West where rainfall is sparse and erratic or irrigation is required, use only when corn or sorghum is to follow corn.
- In Eastern parts of the Dakotas, Kansas, western Minnesota and Nebraska, do not rotate to soybeans if the rate applied to corn was more than 2.0 pounds active ingredient equivalent of atrazine or soybean injury may occur.
- Do not plant sugar beets, sunflower, potatoes, tobacco, dry beans or peas, spring-seeded small grains or small-seeded legumes the year following application, or injury from atrazine may occur.

ACCEPTED

12/21/2020

Under the Federal Insecticide, Fungicide
and Rodenticide Act as amended, for the
pesticide registered under

EPA Reg. No. 74530-89

APPLICATION TIMING AND METHODS FOR SWEET CORN

Preplant Incorporation Application

FEARLESS Xtra 5.6 L Herbicide and many of the labeled tank mixtures may be mixed into the top 2 inches of the soil using shallow incorporation equipment any time within 14 days prior to planting. Apply the specified treatment rate to the soil surface as a broadcast application. Improper incorporation, excessive crop residues, or poor soil tilth may result in erratic, streaked, or otherwise unsatisfactory weed control. Do not mix FEARLESS Xtra 5.6 L Herbicide deeper than 2 inches into the soil and avoid moving or shaping soil after incorporation. Either existing soil moisture or subsequent precipitation or irrigation is required to bring incorporated herbicide treatments into contact with germinating weed seedlings. If weeds emerge after treatment, rotary hoe or shallowly cultivate immediately to improve performance.

Shallowly incorporate the treatment into the upper 1 to 2 inches of the soil. Operate equipment at manufacturer's designed speed for incorporation to ensure adequate mixing and distribution of the herbicide treatment in the soil. Equipment design including any drag attachments must be adequate to avoid soil ridging which may result in streaked or reduced weed control. Set equipment to work the soil **NO DEEPER THAN 4 INCHES**. Soil conditions, including moisture content and crop residue levels, must be suitable to allow thorough and uniform mixing.

Preemergence Surface Application

This product and all labeled tank mixtures may be applied to the soil surface after planting and prior to either crop or weed emergence. Apply within 5 days of last preplant tillage. If weeds emerge after treatment, or if treatment is applied more than 5 days after last preplant tillage, rotary hoe or shallowly cultivate immediately to improve performance. Precipitation or overhead sprinkler irrigation is required after application to move the herbicide treatment into the weed germination zone. The amount of precipitation or overhead sprinkler irrigation required depends on existing soil mixture, soil type and percent organic matter content, but 1/4 to 3/4 inch is normally adequate. Performance is improved when moisture is received within 7 days after application and prior to weed emergence. High intensity or excessive rainfall or excessive irrigation after application may reduce control.

NOTICE

Read the "WARRANTY DISCLAIMER" and "LIMITATION OF LIABILITY" in the label booklet for this product before using this product. Those terms apply to this supplemental labeling and if those terms are not acceptable, return the product unopened at once.

(RV121020)

Manufactured for: **HELM AGRO US, Inc.**,
401 E. Jackson St., Suite 1400,
Tampa, FL 33602