

74321-2

05-12-2010

1/8

UNITED STATES ENVIRONMENTAL PROTECTION AGENCY
WASHINGTON, D.C. 20460



Office of Pesticide Programs

Christina Swick
Agent for Spicer Randolph LLC
Lewis & Harrison
122 C Street, NW
Suite 740
Washington, DC 20001

MAY 12 2010

FILE COPY

Subject: Re-Ox
EPA Reg. No. 74321-2
Application Dated: April 12, 2010
Receipt Date: April 12, 2010

Dear Ms. Swick:

The following notification submitted in connection with registration under the provisions of PR Notice 98-10, Federal Insecticide, Fungicide, and Rodenticide Act (FIFRA) section 3(c)9 is acceptable.

Proposed Notification:

- Revised Container Disposal section per PR Notice 2007-4

Comments:

Based on a review of the material submitted, the following comments apply:

This application for notification to revise the container disposal language, as referenced above, is acceptable. A copy has been placed in our records for future reference.

Should you have any questions concerning this letter, please contact me at Henson.Wanda@epa.gov or call (703) 308-6345.

Sincerely,

Wanda Henson
Acting Product Manager (32)
Regulatory Management Branch II
Antimicrobials Division (7510P)

RE-Ox[®] Scale Deposit Control Disinfectant

Disinfectant, Sanitizer and Cleaner

Active Ingredient:

| | |
|---------------------------|---------|
| Sodium Hypochlorite | 0.05% |
| Other Ingredients | 99.95% |
| Total | 100.00% |

Keep Out of Reach of Children

EPA Reg. No. 74321-2

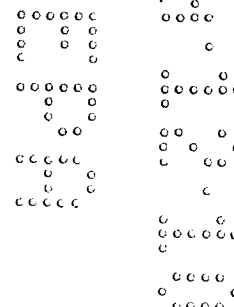
EPA Est. 74321-KS-01

Net Contents: ____ gallons

Spicer Randolph LLC
1216 N 155th St.
Basehor, KS 66007

NOTIFICATION
Date Reviewed: 5/12/10
Reviewed By: W. Henshaw

No Precautionary Language Is Required On This Label Due To The Fact That All Routes Of Exposure
Have Been Tested At Toxicity Category IV



3
8

Physical or Chemical Hazards

Do not use this product with acids or ammonia.

{For product packaged in containers 5 gallons or larger:}

Environmental Hazards

This product is toxic to fish and aquatic organisms. Do not discharge effluent containing this product into lakes, streams ponds, estuaries, oceans or other waters unless in accordance with the requirements of a National Pollutant Discharge Elimination System (NPDES) permit and the permitting authority has been notified in writing prior to discharge. Do not discharge effluent containing this product to sewer systems without previously notifying the local sewage treatment plant authority. For guidance contact your state water board or regional office of the EPA.

DIRECTIONS FOR USE

It is a violation of Federal law to use this product in a manner inconsistent with its labeling.

This product is to be added to water to remove and prevent scales, residues and other scale deposits from forming in piping, equipment and condensing loops. This product disinfects precleaned equipment, floors, walls, drains and other hard, non-porous environmental surfaces and is effective as a sanitizing rinse on previously cleaned surfaces. This product disinfects against gram-negative and gram-positive organisms [pathogens] such as *Salmonella enterica* serovar Choleraesuis (ATCC 10708), *Staphylococcus aureus* (ATCC 6538), *Pseudomonas aeruginosa* (ATCC 15442). This product is a sanitizing rinse against *Staphylococcus aureus* (ATCC 6538) and *Salmonella enterica* serovar Choleraesuis (ATCC 10708) or similar.

Free Available Chlorine (FAC) Dilution

| Required FAC (ppm) | Amount of RE-Ox added to 10 gallons of water |
|-----------------------|---|
| 20 | 54 ounces |
| 25 | 68 ounces |
| 50 | 1.2 gallon |
| 100 | 2.5 gallons |
| 200 | 6.7 gallons |
| 250 | 10 gallons |

For Use in Non-Potable Process Water

Add this product to water to achieve the free available chlorine (FAC) levels as directed above. Verify the FAC levels with a suitable FAC test kit. Clean equipment/surfaces with potable water prior to application of product-water solutions.

Disinfection of Hard, Non-porous Environmental Surfaces:

Use this product in homes and other domestic dwelling places, commercial, industrial and institutional establishments such as hospitals and other health-care/medical facilities, schools and other educational facilities, daycare and elder-care facilities, food processing/preparation/storage facilities, airports and other

transportation facilities and offices. Use this product to disinfect hard, non-porous environmental surfaces such as floors, walls, showers, bathtubs, toilet seats/rims/lids/bases, sinks, fixtures, cabinets, counters, countertops, door knobs, telephones, tables, chairs, etc. which are those made of stainless steel, chrome, glass, vinyl, glazed porcelain, non-porous plastics, enamel and glazed tile.

Prior to disinfection, thoroughly clean all surfaces/objects making sure to remove all gross filth or heavy soil. To disinfect surfaces/objects, use this product as is (no dilution required) and apply by sponge, mop or spray making sure to thoroughly wet all surfaces/objects. Allow this product to remain on surfaces/objects for 5 minutes prior to wiping with a clean cloth or paper towel, or simply allow surfaces/objects to air dry. Alternatively, this product can be diluted 1:2 with water and used in the same manner but with 10 minutes of contact time.

Sanitization of Food-Contact Surfaces

Use this product in public eating establishments (such as restaurants, cafeterias, bars, taverns), dairies and food processing plants to sanitize hard, non-porous food contact surfaces as identified below. Use a mop, sponge, cloth, low pressure coarse sprayer or hand-pump trigger sprayer to apply this product.

Prior to application, remove all gross food particles and soil from surfaces that are to be sanitized, by a pre-flush, pre-soak or pre-scrape and when necessary, pre-soak treatment. Thoroughly wash or flush surfaces with a good detergent followed by a potable water rinse before applying this product.

To sanitize fixed items such as tanks, finished wood or plastic chopping blocks, food process equipment (grinders, slicers, choppers), food work areas, finished wood or plastic tables, appliances and countertops, thoroughly wet surfaces and allow items to remain wet for at least one minute. Allow surfaces to drain wet and air dry. Do not rinse or wipe treated surfaces/objects.

To sanitize mobile items such as drinking glasses, cookware, dishware and eating utensils, completely immerse items in this product for at least one minute or longer if specified by local government sanitary code. Place sanitized items on a rack or drain board to air dry. Do not rinse or wipe.

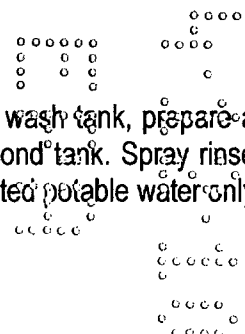
To sanitize food contact surfaces in public eating establishments, dairy-processing equipment and food-processing equipment and utensils regulated under 40 CFR § 180.940, completely immerse articles in this product for at least one minute. Remove immersed items from solution to drain and then let air dry. Thoroughly wet articles too large for immersion by rinsing, spraying or swabbing and allow to drain, then air dry.

Egg Sanitization

Thoroughly clean all eggs. Spray a warm (not over 130°F) 250 ppm FAC solution to thoroughly wet eggs. Allow the eggs to dry before casing or breaking. Do not rinse eggs with potable water. Do not reuse solution to sanitize eggs.

Fruit and Vegetable Washing

Thoroughly clean all fruits and vegetables in a wash tank. In a second recirculating wash tank, prepare a solution of 25 ppm FAC. Submerge fruit and/or vegetables for 2 minutes in the second tank. Spray rinse vegetables with the sanitizing solution prior to packaging. Rinse fruit with product-treated potable water only prior to packaging.



5
8

Sanitization of Non-Porous Food Contact Surfaces:

Rinse Method: Rinse with a 100 ppm FAC (1:4 dilution of product) solution of this product. Confirm FAC with on-site chlorine test. Allow solution to contact surfaces for at least one minute. Test, and periodically adjust the FAC content as necessary, to ensure that the FAC does not fall below 50 ppm. Do not soak overnight and do not rinse treated surfaces.

Immersion Method: Immerse equipment with a 100 ppm FAC (1:4 dilution of product) solution of this product. Confirm FAC with on-site chlorine test. Allow solution to contact surfaces for at least one minute. Test, and periodically adjust the FAC content as necessary, to ensure that the FAC does not fall below 50 ppm. Do not soak overnight and do not rinse treated surfaces. Do not rinse surfaces; allow solution to drain and air dry.

Flow/Pressure Method: Disassemble, clean and reassemble equipment prior to sanitization. Pump a solution containing 100 ppm FAC (1:4 dilution of product) solution of this product. Confirm FAC with on-site chlorine test. Allow solution to contact surfaces for at least one minute. Test, and periodically adjust the FAC content as necessary, to ensure that the FAC does not fall below 50 ppm until full flow is achieved at all extremities, the system is completely filled with sanitizing solution and all air is removed from the system. Close drain valves and hold under pressure for at least one minute to ensure contact with all internal surfaces. Test solution from drain valve; if effluent contains less than 50 ppm, repeat entire cleaning/sanitizing process.


Clean in Place Method: Clean equipment after use and prior to sanitization. Pump a solution containing 100 ppm FAC (1:4 dilution of product) solution of this product. Confirm FAC with on-site chlorine test. Allow solution to contact surfaces for at least one minute. Test, and periodically adjust the FAC content as necessary, to ensure that the FAC does not fall below 50 ppm until full flow is achieved at all extremities, the system is completely filled with sanitizing solution and all air is removed from the system. Close drain valves and hold under pressure for at least one minute to ensure contact with all internal surfaces. Test solution from drain valve; if effluent contains less than 50 ppm, repeat entire cleaning/sanitizing process.

Spray/Fog Method: Pre-clean all surfaces after use and prior to sanitization. Thoroughly spray or fog all surfaces until wet with a 100 ppm FAC solution. Allow surfaces to air dry. Prior to using equipment, rinse all surfaces with a 100 ppm FAC solution. Rinse spray/fog equipment with potable water after sanitization operation.

Cooling Tower/Evaporative Condenser Water

Slug Feed Method – Initial Dose: When system is noticeably fouled, apply 100 to 200 gal. of this product per 10,000 gallons of water in the system to obtain from 5 to 10 ppm available chlorine. Repeat until control is achieved. **Subsequent Dose:** When microbial control is evident, add 20 gal. of this product per 10,000 gallons of water in the system daily, or as needed to maintain control and keep the chlorine residual at 1 ppm. Badly fouled systems must be cleaned before treatment is begun.

Intermittent Feed Method – Initial Dose: When system is noticeably fouled, apply 100 to 200 gal. of this product per 10,000 gallons of water in the system to obtain 5 to 10 ppm available chlorine. Apply half (or 1/3, 1/4 or 1/5) of this initial dose when half (or 1/3, 1/4 or 1/5) of the water in the system has been lost by blowdown. **Subsequent Dose:** When microbial control is evident, add 20 gal. of this product per 10,000 gallons of water in the system to obtain a 1 ppm residual. Apply half (or 1/3, 1/4 or 1/5) of this initial dose when half (or 1/3, 1/4 or 1/5) of the water in the system has been lost by blowdown. Badly fouled systems must be cleaned before treatment is begun.



6
8

Continuous Feed Method – Initial Dose: When system is noticeably fouled, apply 100 to 200 gal. of this product per 10,000 gallons of water in the system to obtain 5 to 10 ppm FAC residual. **Subsequent Dose:** Maintain this treatment level by starting a continuous feed of 2 gal. of this product per 1,000 gallons of water lost by blowdown to maintain a 1 ppm residual. Badly fouled systems must be cleaned before treatment is begun.

Disinfection of Drinking Water (public systems)

Public Systems: Mix a ratio of 1 oz. of this product to 51.2 oz. of water. Begin feeding this solution with a hypochlorinator until a free available chlorine residual of at least 0.2 ppm and no more than 0.6 ppm is attained throughout the distribution system. Check water frequently with a chlorine test kit. Bacteriological sampling must be conducted at a frequency no less than that prescribed by the National Interim Primary Drinking Water Regulations. Contact your local Health Department for further details.

For Scale Deposit Control Use

This use does not provide water or surface disinfection

Continuous Feed Method: PRIOR TO USE IN POTABLE WATER SYSTEMS INSURE ADEQUATE DISINFECTION IS PROVIDED FOR. THE USE OF THIS PRODUCT FOR SCALE DEPOSIT CONTROL DOES NOT INSURE DISINFECTION OF DRINKING WATER (POTABLE WATER) OR SURFACE DISINFECTION. Record conditions of water and other target areas (piping, fixtures, equipment, surfaces, etc.) to be treated in order to establish a baseline BEFORE using product. (Include total and/or free available chlorine residual, pH, ammonia/chloramines [if applicable], TDS/conductivity, scale deposit quantities or other criteria of incoming water and in water from distal outlets.) Connect injection device capable of proportional feed to product container and verify its accuracy. Choose a conservative initial dose from the suggested ranges: **Municipal Water** (between 4 to 100 gal. of this product per 1,000,000 gallons of water), **Facility Water** (between 40 to 1000 gal. of this product per 1,000,000 gallons of water). Note and record resultant chlorine, pH and other previously measured criteria in treated water and distal outlets. After 2 to 4 days, and at appropriate intervals throughout treatment, note and record resultant residuals and conditions of water and target areas. Adjust dosing to obtain desired results. If system turbidity increases to unacceptable levels, reduce or discontinue treatment.

Surge Feed Method: PRIOR TO USE IN POTABLE WATER SYSTEMS INSURE ADEQUATE DISINFECTION IS PROVIDED FOR. THE USE OF THIS PRODUCT FOR SCALE DEPOSIT CONTROL DOES NOT INSURE DISINFECTION OF DRINKING WATER (POTABLE WATER) OR SURFACE DISINFECTION. Record conditions of water and other target areas (piping, fixtures, equipment, surfaces, etc.) to be treated in order to establish a baseline BEFORE using product. (Include total and/or free available chlorine residual, pH, ammonia/chloramines [if applicable], TDS/conductivity, scale deposit quantities or other criteria of incoming water and in water from distal outlets.) Connect injection device capable of proportional feed to product container and verify its accuracy. Feed 5 to 50 gal. of this product per 10,000 gallons of water in the system. If significant scale deposits exist in the system, a program of system flushing may be required during treatment. Note and record resultant chlorine, pH and other previously measured criteria in treated water and distal outlets. After 12 to 24 hours, and at appropriate intervals throughout treatment, note and record resultant residuals and conditions of water and target areas. Adjust dosing to obtain desired results. If system turbidity increases to unacceptable levels, reduce or discontinue treatment.

U C C C C
C C C C C
C C C C C
C C C C C

7
8

{For product packaged solely for homeowner use:}

Storage and Disposal

Storage: This product degrades with age. Protect from sunlight. Keep refrigerated or in insulated containers if refrigeration is not available. Store in areas inaccessible to children or pets. Do not store in temperatures greater than 80°F. **Disposal: If empty:** Non-refillable container. Do not reuse or refill this container. Place in trash or offer for recycling if available. **If partially filled:** Call your local solid waste agent for disposal instructions.

{For product packaged in containers of 1 gallon or less and not solely for homeowner use}

Storage and Disposal

Do not contaminate water, food or feed by storage or disposal.

Storage: This product degrades with age. Protect from sunlight. Keep refrigerated or in insulated containers if refrigeration is not available. Do not store in temperatures greater than 80°F. **Pesticide Disposal: If empty:** Non-refillable container. Place in trash or offer for recycling if available. **If partially filled:** Call your local solid waste agent of 1-800-CLEANUP for disposal instructions. **Container Disposal:** Nonrefillable container. Do not reuse or refill this container. Offer for recycling, if available. Triple rinse container (or equivalent) promptly after emptying. Triple rinse as follows: Empty the remaining contents into application equipment or a mix tank and drain for 10 seconds after the flow begins to drip. Fill the container 1/4 full with water and recap. Shake for 10 seconds. Pour rinsate into application equipment or a mix tank or store rinsate for later use or disposal. Drain for 10 seconds after the flow begins to drip. Repeat this procedure two more times.

{For product packaged in containers greater than 1 gallon that are refillable}

Storage and Disposal

Do not contaminate water, food or feed by storage or disposal.

Pesticide Storage: This product degrades with age. Protect from sunlight. Keep refrigerated or in insulated containers if refrigeration is not available. Do not store in temperatures greater than 80°F. **Pesticide Disposal:** Wastes resulting from the use of this product may be disposed of on site or at an approved waste disposal facility. **Container Disposal:** Refillable container. Refill this container with pesticide only. Do not reuse this container for any other purpose. Cleaning the container before final disposal is the responsibility of the person disposing of the container. Cleaning before refilling is the responsibility of the refiller. To clean the container before final disposal, empty the remaining contents from this container into application equipment or mix tank. Fill the container about 10 percent full with water. Agitate vigorously or recirculate water with the pump for 2 minutes. Pour or pump rinsate into application equipment or rinsate collection system. Repeat this rinsing procedure two more times.

{For product packaged in containers greater than 1 gallon that are non-refillable}

Storage and Disposal

Do not contaminate water, food or feed by storage or disposal.

Pesticide Storage: This product degrades with age. Protect from sunlight. Keep refrigerated or in insulated containers if refrigeration is not available. Do not store in temperatures greater than 80°F. **Pesticide Disposal:** Wastes resulting from the use of this product may be disposed of on site or at an approved waste disposal facility. **Container Disposal:** Non-refillable container. Do not reuse or refill this container. Offer for recycling, if available. Triple rinse container (or equivalent) promptly after emptying. Triple rinse

[] = optional/alternate language
{ } = language that does not appear on the market label

